



BOARD OF DIRECTORS REGULAR MEETING STUDY SESSION AGENDA

Thursday, September 14, 2023 at 3:00 PM

66575 Second St, Desert Hot Springs, CA AND/OR Via Teleconference

NOTICE IS HEREBY GIVEN THAT THE BOARD OF DIRECTORS OF MISSION SPRINGS WATER DISTRICT WILL HOLD ITS REGULAR MEETING(S) ON THE DATE LISTED ABOVE. THE BOARD WILL MEET IN PERSON AT 66575 SECOND STREET, DESERT HOT SPRINGS.

THE PUBLIC IS PERMITTED TO ATTEND THIS MEETING IN PERSON OR VIRTUALTY USING THE ZOOM LINK BELOW.

JOIN ZOOM MEETING:

<https://us02web.zoom.us/j/8220655340?from=addon>

DIAL BY PHONE:

+1 (408) 638-0968

Meeting ID: 822 065 5340

ACTION MAY BE TAKEN ON ANY ITEM LISTED ON THIS AGENDA

1. CALL TO ORDER
2. ROLL CALL
3. ANNOUNCEMENT AND VERIFICATION OF REMOTE MEETING PARTICIPATION PURSUANT TO AB 2449 OR GC 54953(b)
4. PLEDGE OF ALLEGIANCE
5. RULES OF PROCEDURE
6. PUBLIC INPUT
*This is the opportunity for members of the public to address the Board on matters within the Board's jurisdiction. **Please limit comments to three (3) minutes or less.** State law prohibits the Board from discussing or taking action on any item not listed on the agenda.*

EMPLOYEE RECOGNITION

7. HUMAN RESOURCES REPORT

ACTION ITEMS

8. PUBLIC HEARING ~ RESOLUTION 2023-21 ~ ENERGY SERVICE CONTRACT WITH ENGIE SERVICES U.S.

It is recommended to adopt Resolution 2023-21, Energy Services Contract with ENGIE Services U.S., to design, build and perform operations and maintenance services on the Comprehensive Energy and Sustainability Upgrades project.

9. AWARD OF CONTRACT AGREEMENT FOR THE SUPPLEMENTAL ENVIRONMENTAL PROJECT TO R.E. CHAFFEE CONSTRUCTION, INC.

It is recommended to authorize the Interim General Manager to execute a contract agreement to complete the Supplemental Environmental Project in the amount of \$390,877 plus a 10% contingency for a total of \$429,964.70, to R.E. Chaffee Construction, Inc., and augment the project budget an additional \$250,000 for the cost of construction, and inspection and authorize the Interim General Manager to do all things necessary to complete the project.

DISCUSSION ITEMS

10. NANCY WRIGHT REGIONAL WATER RECLAMATION FACILITY UPDATE

11. CRITICAL SERVICES CENTER AND ADMINISTRATION BUILDING UPDATE

12. DEVELOPER/CONTRACTOR HANDBOOK & GUIDELINES FOR DESIGN AND CONSTRUCTION OF WATER AND SEWER FACILITIES UPDATE

CONSENT AGENDA

Consent agenda items are expected to be routine and non-controversial, to be acted upon by the Board at one time, without discussion. If a member would like an item to be handled separately, it will be removed from the Consent Agenda for separate action.

13. APPROVAL OF MINUTES

It is recommended to approve the minutes as follows:

August 9, 2023 - Special Meeting Workshop

August 17, 2023 - Study Session

August 23, 2023 - Board Meeting

August 23, 2023 - Special Meeting

14. REGISTER OF DEMANDS

The register of demands totaling \$2,368,916.31

REPORTS

15. DIRECTOR'S REPORTS

16. GENERAL MANAGER'S REPORT

Included in this report are the following oral reports:

- A. Finance Report
- B. Public Affairs Report

COMMENTS

- 17. DISTRICT COUNSEL COMMENTS**
- 18. DIRECTOR COMMENTS**

CLOSED SESSION


- 19. CONFERENCE WITH LEGAL COUNSEL REGARDING POTENTIAL INITIATION OF LITIGATION**
pursuant to Government Code Section 54956.9(d)(4)
Two potential cases.
- 20. PUBLIC EMPLOYEE PERFORMANCE REVIEW**
Pursuant to Govt Code 54957
Title: Interim General Manager
- 21. REPORT ON ACTION TAKEN DURING CLOSED SESSION**
- 22. ADJOURN**

If you need special assistance to participate in this meeting, please contact the Executive Assistant at (760) 660-4403 at least 48 working hours prior to the meeting.

ANY DISCLOSABLE PUBLIC RECORDS RELATED TO AN OPEN SESSION ITEM ON A REGULAR MEETING AGENDA AND DISTRIBUTED BY MISSION SPRINGS WATER DISTRICT TO ALL OR A MAJORITY OF THE BOARD OF DIRECTORS LESS THAN 72 HOURS PRIOR TO THAT MEETING ARE AVAILABLE FOR PUBLIC INSPECTION AT THE DISTRICT OFFICE, 66575 SECOND STREET, DESERT HOT SPRINGS, CALIFORNIA DURING NORMAL BUSINESS HOURS AND MAY ALSO BE AVAILABLE ON THE DISTRICT'S WEBSITE AT WWW.MSWD.ORG/MEETINGS. NOTE: THE PROCEEDINGS MAY BE AUDIO AND VIDEO RECORDED.

CERTIFICATION OF POSTING

I certify that on or before September 11, 2023, a copy of the foregoing notice was posted near the regular meeting place of the Board of Directors of Mission Springs Water District at least 72 hours in advance of the meeting (Government Code Section 54954.2).



Dori Petee
Executive Assistant

AGENDA STAFF REPORT

MEETING NAME: REGULAR BOARD MEETINGS

MEETING DATE(S): SEPTEMBER 14 & 18, 2023

FROM: ORIANA HOFFERT-HUMAN
RESOURCES MANAGER



HUMAN RESOURCES REPORT

PERSONNEL ACTIVITY FOR THE PERIOD AUGUST 1-31, 2023

NEW HIRES

ANNIVERSARIES

Rachel Pust	Accounting Manager	1 Year
Joe Hernandez	Field Service Representative II	16 Years

PROMOTIONS

None

CERTIFICATIONS/EDUCATIONAL ACCOMPLISHMENTS

AGENDA STAFF REPORT



MEETING NAME: REGULAR BOARD MEETINGS

MEETING DATE(S): SEPTEMBER 14 & 18, 2023

FROM: DANNY FRIEND – DIRECTOR OF OPERATIONS

FOR: ACTION X DIRECTION _____ INFORMATION _____

PUBLIC HEARING ~ RESOLUTION 2023-21 - ENERGY SERVICE CONTRACT WITH ENGIE SERVICES U.S.

STAFF RECOMMENDATION

Conduct a public hearing and authorize the Interim General Manager to enter into an Energy Services Contract (ESC) with Engie to design, build, and perform operations and maintenance services on the Comprehensive Energy and Sustainability Upgrades project.

SUMMARY

The Comprehensive Energy and Sustainability Upgrades project includes the installation of solar photovoltaic cells which will produce 4,167 kW across seven MSWD Sites (Horton WWTP, Wright Recycled Water Reclamation Facility, New Regional Plant, Well 24, Well, 27, Well 29, Well 32, Well 33/RES-BCT). The project includes applications with Southern California Edison for net energy metering program (NEM 2.0) and renewable energy self-generation bill credit transfer (RES-BCT), grant incentives through the Inflation Reduction Act, and financing of approximately \$19,317,057 through Bank of America.

ANALYSIS

This project will result in projected energy, operations, and maintenance savings of approximately \$200,000 annually beginning in FY 2024. Factoring in the estimated debt service payment for the project, MSWD would save \$5 million over 20 years.

FISCAL IMPACT AND STRATEGIC PLAN IMPLEMENTATION

The cost to design and build the project will be financed through the issuance of revenue bonds. Staff intends to bring all associated bond documents to the next available Board Meeting on October 16, 2023. If the Board does not approve bond documents and financing is not secured within 45 days of the ESC approval, then the termination provisions of the ESC will be activated, and the contract will be canceled.

The environmental review and staff time to support the construction project is estimated to be \$50,000 for FY2024 and FY2025. The maintenance and repair services will be budgeted and paid for as part of the annual operating budget. The total project cost will be offset by electrical cost savings.

FINANCIAL DATA		
Cost Associated with this action:	\$19,417,057	
Current FY cost:	\$19,367,057	
Future FY cost:	\$50,000	
Is it covered in current year budget:	YES <input checked="" type="checkbox"/>	NO <input type="checkbox"/>
Budget adjustment needed:	YES <input checked="" type="checkbox"/>	NO <input type="checkbox"/>
If yes, year needed:	FY2024	
All previous contracts including dates, amounts and board approvals are attached or have been made available.		
FUNDING SOURCES		
Source of funds:	201/301	
BID/Job#	N/A	
Current BID/Job balance	\$0	
Balance remaining if approved:	\$0	

ATTACHMENTS

Attachment A - Resolution 2023-21 with ENGIE ESC
Attachment B – Engie Statement of Qualifications

ATTACHMENT B

RESOLUTION NO. 2023-02

A RESOLUTION OF THE BOARD OF DIRECTORS OF MISSION SPRINGS WATER DISTRICT MAKING FINDINGS ON ENERGY SAVINGS AND DETERMINING OTHER MATTERS IN CONNECTION WITH AN ENERGY SERVICES AGREEMENT

WHEREAS, the Mission Springs Water District (the “District”) is a county water district that is duly organized and existing under and pursuant to Division 12 of the California Water Code (Section 30000 *et seq.*) (the “Act”); and

WHEREAS, Mission Springs Water District (“District”) desires to reduce the steadily rising costs of meeting the energy needs at its facilities; and

WHEREAS, it is the policy of the State of California and the intent of the State Legislature to promote all feasible means of energy conservation and all feasible uses of alternative energy supply sources; and

WHEREAS, the District proposes to enter into an energy services contract (“Energy Services Contract”), which is attached hereto as Exhibit A and made part hereof by this reference with ENGIE pursuant to which ENGIE will design, construct, and install on District property certain energy saving improvements consisting of photovoltaic systems, which will result in greater energy efficiency and cost savings for the District sites on which such facilities are located on (“Project”); and

WHEREAS, ENGIE Services U.S. Inc. (“ENGIE”), has provided the District with analysis showing the benefits of implementing certain energy conservation measures in the District (“Analysis”), which is attached hereto as Exhibit B and made part hereof by this reference; and

WHEREAS, the Analysis includes data showing that the anticipated cost to the District for the electrical energy provided by the Project will be less than the anticipated marginal cost to the District of electrical energy that would have been consumed by the District in the absence of those purchases; and

WHEREAS, the Board proposes to enter into the Energy Services Contract substantially in the form presented at this meeting, subject to such changes, insertions or omissions as the Interim General Manager reasonably deems necessary following the Board’s adoption of this Resolution; and

WHEREAS, pursuant to Government Code section 4217.12, this Board has held a public hearing, public notice of which was given at least two weeks in advance, to receive public comment; and

NOW, THEREFORE, THE BOARD OF DIRECTORS OF THE MISSION SPRINGS WATER DISTRICT DOES HEREBY RESOLVES AS FOLLOWS:

Section 1. Recitals.

The foregoing recitals are true and correct.

Section 2. Terms.

The terms of the Energy Services Contract in the form presented at this meeting are in the best interests of the District.

Section 3. Analysis.

In accordance with Government Code section 4217.12, and based on data provided by the Analysis, the Board finds that the anticipated cost to the District for electrical energy provided by the Project under the Energy Services Contract will be less than the anticipated marginal cost to the District of electrical energy that would have been consumed by the District in the absence of those purchases. The Board hereby approves the Energy Services Contract, in accordance with Government Code section 4217.12.

Section 5. Negotiate Any Further Changes, Insertions, and Omissions.

The District’s Interim General Manager or designee is hereby authorized and directed to negotiate any further changes, insertions and omissions to the Energy Services Contract as he reasonably deems necessary, and thereafter to execute and deliver the Energy Services Contract following the Board’s adoption of this Resolution.

Section 6. Effective Date.

As provided in the Energy Services Contract, performance of the Energy Services Contract is contingent upon the District’s ability to secure grant funding and financing for the contract price of the Energy Services Contract. If such grant funding and financing is not secured, the ESC will be terminated.

Section 7. Effective Date.

This Resolution shall take effect immediately upon its adoption.

Section 8. Certification.

The Secretary of the Board shall certify as to the adoption of this Resolution and shall cause the same to be processed in the manner required by law.

PASSED, ADOPTED, AND APPROVED, this 18th day of September 2023, by the following vote:

- AYES:
- NOES:
- ABSENT:
- ABSTAIN:

Russ Martin
 President of Mission Springs Water District
 and its Board of Directors

ATTEST:

Brian Macy, PE
 Secretary of Mission Springs Water District
 and its Board of Directors



**Energy Services Contract
District and ENGIE Services U.S.**

+

**DIR Project Registration # _____
ENGIE Services Project #: CN-001306
ENGIE Services Contract # R 3611**

ENERGY SERVICES CONTRACT

DRAFT DATED September 18, 2023

This **ENERGY SERVICES CONTRACT** (this "Contract") is made and entered into as of [●] (the "Contract Effective Date") by and between **ENGIE Services U.S. Inc.**, a Delaware corporation, with California State Contractor's License Number 995037 ("ENGIE Services U.S."), and **Mission Springs Water District, a County Water District**, ("District" and together with ENGIE Services U.S. the "Parties" and each of District and ENGIE Services U.S. a "Party").

CONTRACT RECITALS

WHEREAS, District owns and/or operates certain public facilities specifically described in Attachment A (the "Facilities") and District wishes to reduce the Facilities' energy consumption and costs and improve the Facilities' energy quality and reliability and make process improvements; and

WHEREAS, ENGIE Services U.S. is a full-service energy services company with the technical capabilities to provide services to District including identifying supply-side and/or demand-side energy conservation measures ("ECMs"), engineering, procurement, construction management, installation, construction and training; and

WHEREAS, ENGIE Services U.S. has identified potential energy and operational savings opportunities at District's Facilities and estimated program costs to implement the ECMs and presented an overall potential energy cost and consumption savings for implementing the ECMs; and

WHEREAS, pursuant to California Government Code §4217.12, District held a regularly scheduled public hearing on [●], of which two weeks advance public notice was given regarding this Contract and its subject matter, and

WHEREAS, District has determined that the anticipated cost to District to implement the ECMs will be less than the anticipated cost to District for thermal, electrical, and other energy, together with anticipated operational, maintenance and other costs, that would have been consumed by District in the absence of the ECMs in compliance with California Government Code §§4217.10 through 4217.18; and

WHEREAS, District has determined that entering into this energy services contract to implement the ECMs is in the best interests of District and that California Government Code §4217.10 *et seq.* allows District to enter into this Contract; and

WHEREAS, by adoption of Resolution No. [●] at the above-referenced meeting, District approved this Contract and authorized its execution.

NOW, THEREFORE, District and ENGIE Services U.S. hereby agree as follows:

ARTICLE 1. DEFINITIONS

For purposes of this Contract and its Attachments, defined terms will have the following meanings:

"Abnormally Severe Weather Conditions" means typhoons, hurricanes, tornadoes, lightning storms and other climatic and weather conditions that are abnormally severe for the period of time when, and the area where, such storms or conditions occur, in each case occurring at a property, the access roads to a property, or any other location where Work or Professional Services are then being performed. The term "Abnormally Severe Weather Conditions" specifically includes rain, snow or sleet in excess of one hundred fifty percent (150%) of the median level over the preceding ten (10) year period for the local geographic area and time of year in which such rain, snow or sleet accumulates.

"Act" is defined in ARTICLE 14.

"Affiliate" means any Person that directly or indirectly through one or more intermediaries, controls or is controlled by or is under common control with the Person specified. For purposes of this definition, control of a Person means the power, direct or indirect, to direct or cause the direction of the management and policies of such Person whether by contract or otherwise; ownership of fifty percent (50%) or more of the voting securities of another Person creates a rebuttable presumption that such Person controls such other Person.

"Applicable Law" means any statute, law, treaty, building code, rule, regulation, ordinance, code, enactment, injunction, writ, order, decision, authorization, judgment, decree, protocol, procedure or other legal or regulatory

determination or restriction by a court or Governmental Authority of competent jurisdiction, as may be in effect at the time the Work or Professional Services are undertaken.

“Applicable Permits” means all permits, approvals, inspections and certifications required to be issued by any Governmental Authority in connection with the Professional Services or the building, installation and start-up of the Work as of the Contract Effective Date.

“Application for Payment” means a monthly progress payment as described in Section 8.01 or an invoice for materials stored off-site as described in Section 8.02.

“Arbitral Panel” is defined in Section 19.04(ii).

“Arbitration Rules” is defined in Section 19.04(ii).

“Attachment” means the following attachments to this Contract, each of which is an “Attachment:”

Attachment A	District's Facilities and Existing Equipment
Attachment B	Standards of Occupancy and Control
Attachment C	Scope of Work
Attachment D	Scope of Monitoring Installation
Attachment E	M&V Services
Attachment F	Maintenance Services
Attachment G	Construction & Material Specifications

“Beneficial Use” means when major new equipment and systems included in the Scope of Work are properly installed, inspected, operational, and are capable of being used for their intended purpose. Criteria for Beneficial Use of equipment / systems will be established as defined in Attachment C.

“Business Day” means any calendar day other than a Saturday, a Sunday or a calendar day on which banking institutions in San Francisco, California, are authorized or obligated by law or executive order to be closed.

“CEQA” means the California Environmental Quality Act, codified at California Public Resource Code § 21000 *et seq.*, and the applicable state and local guidelines promulgated thereunder.

“Certificate of Beneficial Use” means the certificate, issued by ENGIE Services U.S. to District and subcontractor(s), which identifies when District took Beneficial Use of the Work or any portion thereof. A Certificate of Beneficial Use may be executed for an individual subcontract, a specific building, a portion of the Work, or the entire Work.

“Certificate of Final Completion” means the certificate issued by ENGIE Services U.S. to District, in accordance with Section 6.03. A Certificate of Final Completion may be executed for an individual subcontract, a specific building, a portion of the Work, or the entire Work.

“Certificate of Substantial Completion” means the certificate issued by ENGIE Services U.S. to District, in accordance with Section 6.02. A Certificate of Substantial Completion may be executed for an individual subcontract, a specific building, a portion of the Work, or the entire Work.

“Change” means any addition to, deletion from, suspension of, or other modification to the quality, function, or intent of the Work or Professional Services.

“Change in Law” means any of the following events or circumstances occurring after the Contract Effective Date: (i) an amendment, modification, interpretation, construction, enforcement standard, supplement or other change in or repeal of an existing Applicable Law; or (ii) an enactment or making of a new Applicable Law (excluding a change in any income or franchise tax law, worker’s compensation, payroll or withholding tax law, but including any change in law imposing new or additional tariffs or import duties).

“Change Order” means a written document, signed by both ENGIE Services U.S. and District, authorizing ENGIE Services U.S. to perform a Change. The Change Order modifies the Scope of Work and should identify: (i) the applicable Change; (ii) any additional compensation to be paid to ENGIE Services U.S. to perform such Change; and (iii) any extension of time to complete the Project.

“Construction” means any and all Work to be performed that involves construction, alteration, repair, installation or removal of equipment, addition to, subtraction from, improving, moving, wrecking or demolishing any building, parking facility, excavation, or other structure or improvement, or any part thereof.

“Construction Documents” means the final designs, drawings, specifications and submittals that are used for Construction, and any Change Orders affecting those documents, that describe the technical requirements for the installation of all the materials and equipment pursuant to this Contract.

“Construction Period” means the period beginning with the first day of the month in which material or equipment is first installed at the Facilities and continuing until the M&V Commencement Date.

“Contract” is defined in the Preamble, and includes all Attachments hereto (all of which are incorporated herein by this reference), as well as all Change Orders, amendments, restatements, supplements and other modifications hereto.

“Contract Amount” means Nineteen Million Three Hundred Seventeen Thousand Fifty-Seven Dollars (**\$19,317,057.00**), which is inclusive of the mobilization payment, as set forth in Section 8.01, but exclusive of any fees for Professional Services.

“Contract Bonds” is defined in Section 12.02.

“Contract Effective Date” is defined in the Preamble.

“Delay” means any circumstances involving delay, disruption, hindrance or interference affecting the time of performance of the Work or the Professional Services.

“Dispute” is defined in Section 19.02.

“District” is defined in the Preamble.

“District Persons” means District, its agents, employees, subcontractors, architects, general contractors, lease/leaseback contractors or other Persons acting on behalf of District or for whom District is responsible.

“DOE Guidelines” is defined in Section 13.01.

“ECM” is defined in the Recitals.

“Energy Delivery Point” means, for each Generating Facility, the point at which Utility meter energy is being delivered, as designated in the Interconnection Agreement.

“Energy Usage Data” is defined in Section 2.05.

“ENGIE Services U.S.” is defined in the Preamble.

“ENGIE Services U.S. Warranty” is defined in Section 9.01.

“Event of Default” is defined in ARTICLE 16.

“Excusable Event” means an act, event, occurrence, condition or cause beyond the control of ENGIE Services U.S., including, but not limited to, the following: (i) any act or failure to act of, or other Delay caused by any District Person; (ii) the failure to obtain, or delay in obtaining, any Interconnection Agreement, Applicable Permit, or approval of a Governmental Authority (including due to failure to make timely inspection), or Delays caused by Changes and/or modifications to the Scope of Work required by a Governmental Authority, other than a failure caused by the action or inaction of ENGIE Services U.S.; (iii) changes in the design, scope or schedule of the Work required by any Governmental Authority or District Person; (iv) undisclosed or unforeseen conditions encountered at the Project Location, including discovery or existence of Hazardous Substances; (v) the failure to obtain, or delay in obtaining, approval of any Governmental Authority for design and installation of any portion of the Work, including any further or subsequent approval required with respect to any Change, other than a failure caused by the action or inaction of ENGIE Services U.S.; (vi) information provided to ENGIE Services U.S. by any District Person or Utility is later found to be inaccurate or incomplete; (vii) any Change in Law; (viii) Delay caused by pending arbitration; (ix) acts of God; (x) acts of the public enemy or terrorist acts; (xi) relocation or construction of transmission facilities or the shutdown of such facilities for the purpose of necessary repairs; (xii) work by Utility; (xiii) flood, earthquake, tornado, storm, fire, explosions, lightning, landslide or similar cataclysmic occurrence; (xiv) sabotage, vandalism, riots or civil disobedience; (xv) labor disputes or strikes; (xvi) labor or material shortages; delay in manufacturing and deliveries of equipment; supply chain disruptions; material price increases that equal or exceed ten percent (10%) in a six (6) month period; (xvii) Abnormally Severe Weather Conditions; (xviii) an annual level of direct beam solar resource availability that is less than or equal to 90% of historical averages as measured by long-term weather data (minimum 5 years) collected at the applicable Facility and/or other reliable calibrated and appropriate weather station representative of such Facility; (xix) requirement by Utility that any Generating Facility discontinue operation; (xx) any action by a Governmental Authority that prevents or inhibits the Parties from carrying out their respective obligations under this Contract (including an unstayed order of a court or administrative agency having the effect of subjecting the sales of energy output to federal or state regulation of prices and/or services); (xxi) any Utility power outage at a Facility; or (xxii) regional epidemic or global pandemic.

“Facilities” is defined in the Recitals.

"Final Completion" means the stage in the progress of the Work at which the Construction Work as identified in the Scope of Work, or a designated portion thereof, has been completed and commissioned, including completion of all Punch List items, completion of all required training, and delivery to District of the final documentation (as-built drawings, operation and maintenance manuals, warranty documentation and final submittals).

"Generating Facility" means each of the photovoltaic, solar powered generating facilities located at the sites listed in Attachment E, and includes all associated photovoltaic panels, mounting assemblies, inverters, converters, metering, lighting fixtures, transformers, ballasts, disconnects, combiners, switches, wires and other equipment that may be necessary to connect the Generating Facility to the applicable Energy Delivery Point.

"Governmental Authority" means any federal, state, regional, town, county, city, municipal or local government agency, department or regulatory body having jurisdiction under Applicable Law over the matter in question.

"Greenhouse Gas" is defined in Section 13.01.

"Hazardous Substances" means (i) any hazardous, toxic, or dangerous wastes, substances, chemicals, constituents, contaminants, pollutants, and materials and any other carcinogenic, liquids, corrosive, ignitable, radioactive, reactive, toxic, or otherwise hazardous substances or mixtures (whether solids, liquids, gases) now or at any time subject to regulation, control, remediation, or otherwise addressed under Applicable Laws; (ii) any "hazardous substance" as defined by the Resource, Conservation and Recovery Act of 1976 (42 U.S.C. §6901 *et seq.*), as amended, and regulations promulgated thereunder; (iii) any "hazardous, toxic or dangerous waste, substance or material" specifically defined as such in 42 U.S.C. §9601 *et seq.*, as amended and regulations promulgated thereunder; and (iv) any hazardous, toxic or dangerous waste, substance, or material as defined in any so-called "superfund" or "superlien" law.

"Incentive Funds" is defined in Section 8.06.

"Installation" means the setting up, construction, and placement of any equipment or materials in the manner it will be operated, in accordance with the Scope of Work and in accordance with all Applicable Laws.

"Instruments of Service" is defined in Section 10.01(c).

"Interconnection Agreement" means the Interconnection Agreement to be entered into between District and the Utility with respect to the Generating Facilities.

"Interconnection Facilities" is defined in Section 18.02.

"Interest" means interest calculated at the lesser of (i) the prime rate plus two percent (2%) or (ii) the maximum rate permitted by Applicable Law. The "prime rate" will be the "Prime Rate" of interest per annum for domestic banks as published in The Wall Street Journal in the "Money Rates" section.

"Losses" is defined in Section 11.01.

"M&V Commencement Date" means the first day of the month immediately following the later of (i) ENGIE Services U.S.'s receipt of the fully signed Certificate of Final Completion, and (ii) ENGIE Services U.S.'s receipt of the full Contract Amount.

"M&V Services" (if any) are defined in Attachment E.

"Maintenance Services" (if any) are defined in Attachment F.

"Measurement Period" means each one-year period following the M&V Commencement Date.

"NEC" means the National Electric Code.

"Notice to Proceed" is defined in Section 2.04.

"Party" and **"Parties"** are defined in the Preamble.

"Person" means any natural person, corporation, general partnership, limited partnership, limited liability company, proprietorship, other business organization, trust, union, association or Governmental Authority.

"Professional Services" means professional services (such as Maintenance Services and M&V Services, if any) provided by ENGIE Services U.S. to District under this Contract.

"Project" means the entirety of Work to be performed by ENGIE Services U.S. pursuant to the Scope of Work, and any Change Orders.

"Project Location" means the area or areas where the Project materials and equipment and any other energy related equipment, as described in the Scope of Work, are installed, and the general area where the Work is performed.

“**Punch List**” means, with respect to any portion of the Work, a list of minor corrective items which need to be completed or corrected in order to complete such portion of the Work, but do not impair District’s ability to beneficially operate and utilize such portion of the Work.

“**Retained Items**” is defined in Section 10.02.

“**Retention**” is defined in Section 8.03.

“**Schedule of Values**” is defined in Section 8.01.

“**Scope of Work**” means the Work set forth in Attachments C and D, as modified by any Change Order.

“**Substantial Completion**” means the stage in the progress of the Work at which the Work, or a designated portion thereof, is sufficiently complete, in conformance with the Scope of Work, the Construction Documents and any Change Orders, so that District can take Beneficial Use thereof.

“**Surety**” means the surety supplying the Contract Bonds, which must be an “admitted surety insurer,” as defined by California Code of Civil Procedure §995.120, authorized to do business in the State of California, and reasonably satisfactory to District.

“**Utility**” is defined in Section 18.02.

“**Work**” means the Work to be done by ENGIE Services U.S. pursuant to the Scope of Work, subject to any Change Orders.

ARTICLE 2. TERM; PERFORMANCE OF THE WORK

Section 2.01 Contract Term. The term of this Contract commences on the Contract Effective Date and ends on the last day on which Professional Services are provided, unless terminated earlier as provided in this Contract.

Section 2.02 Performance of Work. The Work and Professional Services to be performed hereunder will be provided in accordance with the terms of this Contract and the applicable standard of care. ENGIE Services U.S. will perform its obligations under this Contract (i) using the degree of skill and care that is required by current, good and sound professional procedures and practices, and (ii) in conformance with (x) generally accepted professional standards prevailing at the time the Work is performed, (y) the covenants, terms and conditions of this Contract, and (z) applicable laws, codes, rules and regulations, including, without limitation, the applicable provisions of the California Building Code. ENGIE Services U.S. represents and warrants that it is fully experienced in projects of the nature and scope of the Work and Professional Services, and that it is properly qualified, licensed and equipped to supply and perform the Work and Professional Services. The Work completed herein will be subject to District’s general right of inspection and supervision to secure the satisfactory completion thereof in accordance with this Contract.

Section 2.03 Scope of Work.

- (a) The Scope of Work may not exceed that set forth in Attachments C and D, except pursuant to a Change Order.
- (b) The Professional Services may not exceed those set forth in Attachments E, F and G, except pursuant to a Change Order.

Section 2.04 Notice to Proceed. Within ten (10) days after District has closed the financing referenced in Section 2.07, District will issue to ENGIE Services U.S. a written Notice to Proceed (“Notice to Proceed”). ENGIE Services U.S. will begin Work within thirty (30) calendar days after ENGIE Services U.S.’s receipt of the Notice to Proceed. If District fails to issue the Notice to Proceed within twenty (20) calendar days after the financing has closed, ENGIE Services U.S. will be entitled to an equitable extension of time as a result of such delay.

Section 2.05 Project Schedule. After receipt of the Notice to Proceed, ENGIE Services U.S. will develop, with approval of District, a master project schedule (“Schedule”) using Microsoft Project®. ENGIE Services U.S. shall cause the approved Schedule signed by ENGIE Services U.S. and District representatives to be attached to this Contract. The Schedule shall be contractually binding on ENGIE Services U.S. and shall be deemed incorporated herein by this reference. ENGIE Services U.S. will establish a weekly construction meeting at which time the Work of the previous week will be reviewed and a two-week look ahead will be coordinated. The project Schedule will be updated monthly. However, the completion date for Work approved by District shall not be changed except as otherwise provided in this Contract.

Section 2.06 District’s Energy and Operational Records and Data. If ENGIE Services U.S. requests, District will provide to ENGIE Services U.S., within thirty (30) calendar days after such request, District’s Energy Usage Data for the twelve (12) months preceding the Contract Effective Date, and will make commercially reasonable efforts to provide the Energy Usage Data for the thirty-six (36) months preceding the Contract Effective Date. “Energy Usage Data” means all of District’s records and complete data concerning energy usage, energy-related maintenance, and other related costs for the Facilities, and including, without limitation, utility records; occupancy information; descriptions of any past, present or anticipated changes in a building’s structure or its heating, cooling, lighting or other systems or energy requirements;

descriptions of all energy consuming or saving equipment used in the Facilities; applicable building drawings, specifications, existing AutoCAD files, operation and maintenance manuals, and as-builts; bills and records relating to operation and maintenance of systems and equipment within the Facilities, and a description of operation and management procedures currently utilized. District agrees that ENGIE Services U.S. may rely on the foregoing data as being accurate in all respects. If ENGIE Services U.S. requests, District will also provide to ENGIE Services U.S., within thirty (30) calendar days after such request, any prior energy audits of the Facilities, and copies of District's financial statements and records related to energy usage and operational costs for said time period at the Facilities, and will authorize its agents and employees to provide and freely discuss such records and to make themselves available for consultations and discussions with authorized representatives, employees, subcontractors, and agents of ENGIE Services U.S.

Section 2.07 Finance Contingency. It is acknowledged and agreed by the Parties that the continued existence of this Contract is expressly contingent upon District closing financing that will allow it to make the payments to ENGIE Services U.S. required by this Contract. District will have thirty (30) calendar days after the Contract Effective Date to close such financing. If the financing is not closed within this time, for any reason, either Party may by written notice to the other Party declare this Contract to be null and void; and the Contract will be null and void as of the other Party's receipt of this notice; *provided* that District may not declare this Contract to be null and void after it has issued the Notice to Proceed. It is acknowledged and agreed that ENGIE Services U.S. will have no obligation to commence performance of the Work unless and until the financing has been closed.

Section 2.08 Proof of Financial Arrangements. Prior to the commencement of the Work, District will provide ENGIE Services U.S. proof that financial arrangements have been made to fulfill District's obligations under this Contract. District's requirement to furnish such proof to ENGIE Services U.S. is a condition precedent to commencement of the Work. After commencement of the Work, ENGIE Services U.S. may request such proof if (i) District fails to make payments to ENGIE Services U.S. as this Contract requires; (ii) a Change in the Work materially changes the Contract Amount; or (iii) ENGIE Services U.S. has other reasonable concerns regarding District's ability to fulfill its payment obligations under this Contract when due. District will furnish such proof as a condition precedent to commencement or continuation of the Work or the portion of the Work affected by a material change. After District furnishes any such proof, District will not materially vary such financial arrangements without prior consent of ENGIE Services U.S. If District fails to provide ENGIE Services U.S. with such proof within ten (10) calendar days of receiving a demand from ENGIE Services U.S., ENGIE Services U.S. will be entitled to suspend its performance under this Contract until such proof is received.

ARTICLE 3. PROJECT IMPLEMENTATION - GENERAL

Section 3.01 Registrations, Permits and Approvals.

- (a) Prior to issuing the Notice to Proceed, District must register the Project with the California Department of Industrial Relations, using Form PWC-100.
- (b) ENGIE Services U.S. is responsible for obtaining (but not paying for) all Applicable Permits required under this Contract. District will cooperate fully with and assist ENGIE Services U.S. in obtaining Applicable Permits.
- (c) District is responsible for paying for all permit fees (including expedited plan check fees), inspections, and certifications costs, including any additional work that may be required by the Authority(ies) Having Jurisdiction as part of the permitting process.
- (d) District is responsible for hiring and paying for all inspectors, site testing (including geotechnical observations) and laboratory testing.
- (e) District is responsible for paying for all utility interconnection(s) costs, including any additional work that may be required by the Utility(ies) as part of the Interconnection Agreement(s).
- (f) District is responsible for obtaining and paying for any annual operating permits and approvals or exemptions required by CEQA, as applicable.

Section 3.02 Coordination. District will be responsible for coordinating the activities of ENGIE Services U.S. and ENGIE Services U.S.'s subcontractors and suppliers with those of District Persons.

Section 3.03 Project Meetings/Status Updates. During the course of the Work, ENGIE Services U.S. will periodically meet with District to report on the general status and progress of the Work. ENGIE Services U.S. may (but is not required to) make food and beverage items of nominal value available to District and District's employees and agents at such meetings, which if offered will be deemed part of the Scope of Work and included in the Contract Amount.

Section 3.04 Project Location Access. District hereby grants to ENGIE Services U.S., without cost to ENGIE Services U.S., all rights of ingress and egress at the Project Location, necessary for ENGIE Services U.S. to perform the Work and provide all services contemplated by this Contract. ENGIE Services U.S. will provide twenty-four-hour advance notice to District for access to any District Facilities. All persons entering the Project Location, including

District and its employees and agents, must follow ENGIE Services U.S.'s safety procedures. ENGIE Services U.S. may (but is not required to) make transportation available to District and District's employees and agents between and within Project Locations, which if offered will be deemed part of the Scope of Work and included in the Contract Amount.

Section 3.05 Consents: Cooperation. Whenever a Party's consent, approval, satisfaction, or determination will be required or permitted under this Contract, and this Contract does not expressly state that the Party may act in its sole discretion, such consent, approval, satisfaction, or determination will not be unreasonably withheld, qualified, conditioned, or delayed, whether or not such a "reasonableness" standard is expressly stated in this Contract. Whenever a Party's cooperation is required for the other Party to carry out its obligations hereunder, each Party agrees that it will act in good faith and reasonably in so cooperating with the other Party or its designated representatives or assignees or subcontractors. Each Party will furnish decisions, information, and approvals required by this Contract in a timely manner so as not to delay the other Party's performance under this Contract.

Section 3.06 Independent Contractor. The Parties hereto agree that ENGIE Services U.S., and any agents and employees of ENGIE Services U.S., its subcontractors and/or consultants, is acting in an independent capacity in the performance of this Contract, and not as a public official, officer, employee, consultant, or agent of District for purposes of conflict of interest laws or any other Applicable Law.

ARTICLE 4. FINAL DESIGN PHASE – CONSTRUCTION DOCUMENTS / EQUIPMENT PROCUREMENT

Section 4.01 General Provisions.

- (a) After receipt of the Notice to Proceed, ENGIE Services U.S. will proceed with the preparation of any necessary designs, drawings, and specifications related to the Scope of Work.
- (b) After completion of the design phase and approval of the final plans and specifications by District, ENGIE Services U.S. will order the equipment identified in the Scope of Work, and any other necessary materials and supplies in order to meet the project schedule.
- (c) District will designate a single-point representative with whom ENGIE Services U.S. may consult on a reasonable, regular basis and who is authorized to act on District's behalf with respect to the Project design. District's representative will render decisions in a timely manner with regard to any documents submitted by ENGIE Services U.S. and to other requests made by ENGIE Services U.S. in order to avoid delay in the orderly and sequential progress of ENGIE Services U.S.'s design services.
- (d) Within ten (10) Business Days after ENGIE Services U.S.'s request, District will:
 - (i) furnish all surveys or other information in District's possession that describe the physical characteristics, legal limitations, and utility locations in and around the Project Location;
 - (ii) disclose any prior environmental review documentation and all information in its possession concerning subsurface conditions, including without limitation the existence of any known Hazardous Substances, in or around the general area of the Project Location;
 - (iii) supply ENGIE Services U.S. with all relevant information in District's possession, including any as-built drawings and photographs, of prior construction undertaken at the Project Location;
 - (iv) obtain any and all easements, zoning variances, planning approvals, including any resolution of any environmental impact issues, and any other legal authorization regarding utilization of the Project Location for the execution of the Work; and
 - (v) obtain any and all title reports for those Project Locations reasonably requested by ENGIE Services U.S. for a recognized purpose.
- (e) All information furnished pursuant to this Section 4.01 will be supplied at District's expense, and ENGIE Services U.S. will be entitled to rely upon the accuracy and completeness of all information provided. If ENGIE Services U.S. is adversely affected by any failure to provide, or delay in providing, the information specified in Section 4.01(d), ENGIE Services U.S. will be entitled to an equitable extension of time and/or an equitable adjustment in the Contract Amount provided that it provides written notice to District within ten business days of the failure or delay along with supporting information and the term of the delay.
- (f) If any information disclosed under this Section 4.01 gives rise to a Change to the Work or an Excusable Event, ENGIE Services U.S. will notify District in writing within ten business days. The Parties will meet and confer with respect to those Changes, and ENGIE Services U.S. will be entitled to an equitable extension of time and/or an equitable adjustment in the Contract Amount. If the Parties, however, are unable to agree on whether District's disclosed information gives rise to a Change to the Work or an Excusable Event, those disputes are to be resolved in accordance with ARTICLE 19.
- (g) ENGIE Services U.S. contemplates that it will not encounter any Hazardous Substances at the Project Location, except as has been disclosed as a pre-existing condition by District prior to the Contract Effective Date.

However, any disclosure of Hazardous Substances that will affect the performance of the Work after the Contract Effective Date may constitute a valid basis for a Change Order provided that it provides written notice to District within ten business days of discovery of the Hazardous Substances along with supporting information and the proposed equitable adjustment in the Contract Amount and the term of the delay .

Section 4.02 Review of Construction Documents. ENGIE Services U.S. will prepare and submit all drawings and specifications to District for review and approval. District will review the documents and provide any comments in writing to ENGIE Services U.S. within ten (10) Business Days after receipt of the documents. ENGIE Services U.S. will incorporate appropriate District comments into the applicable drawings and specifications. ENGIE Services U.S. reserves the right to issue the drawings and specifications in phases to allow Construction to be performed in phases. If District fails to provide written comments within the ten (10) Business Day period, District will be deemed to have no comments regarding the documents.

Section 4.03 Permits. The respective obligations of the Parties in obtaining inspections and permits are as specified in Section 3.01. District will agree to any nonmaterial changes to the designs, drawings, and specifications required by any Governmental Authority. The Contract Amount must be increased by any additional cost incurred by ENGIE Services U.S. due to a Change required by a Governmental Authority and the time required to complete the Work must be increased by the number of additional days required to complete the Work because of a Change imposed by a Governmental Authority.

Section 4.04 Changes During Final Design Phase. If during the design phase any District Person requests Changes and/or modifications to the Work and/or an Excusable Event occurs, ENGIE Services U.S. will be entitled to an equitable extension of time and/or an equitable adjustment in the Contract Amount. Valid bases for additional compensation and/or time extension are limited to : (i) any District Person requests changes and/or modifications to the Project Scope of Work during the Project design phase; (ii) any District Person causes delays during ENGIE Services U.S.'s design work; (iii) the discovery of subsurface or other site conditions that were not reasonably anticipated or disclosed as of the Contract Effective Date; (iv) the discovery of Hazardous Substances at or impacting the Project Location; (v) changes to the Scope of Work required to obtain Applicable Permits not reasonably foreseeable by ENGIE; (vi) damage to any equipment or other Work installed by ENGIE Services U.S. caused by the act or omission of any District Person; (vii) changes and/or modifications to Scope of Work ordered by any Governmental Authority and not reasonably foreseeable by ENGIE; and (viii) any other condition that could not reasonably have been anticipated by ENGIE Services U.S., that modifies and/or changes the Scope of Work.

ARTICLE 5. CONSTRUCTION PHASE

Section 5.01 General Provisions. Upon securing the requisite Applicable Permits pursuant to Section 3.01, and completion of Construction Documents, ENGIE Services U.S. will commence the construction of the Project in accordance with the Construction Documents. The construction will be performed in accordance with all Applicable Laws and Applicable Permits, by ENGIE Services U.S. and/or one or more licensed subcontractors qualified to perform the Work.

Section 5.02 ENGIE Services U.S.'s Responsibilities during Construction Phase.

- (a) As an independent contractor to District, ENGIE Services U.S. will provide, or cause to be provided by its subcontractor(s), all labor, materials, equipment, tools, transportation, and other facilities and services necessary for the proper execution, construction, and completion of the Work. ENGIE Services U.S. will purchase in advance all necessary materials and supplies for the construction of the Project in order to assure the prompt and timely delivery of the completed Work pursuant to the project schedule. ENGIE Services U.S. will also be responsible for all means, methods, techniques, sequences, and procedures required by the Construction Documents.
- (b) ENGIE Services U.S. will make commercially reasonable efforts to coordinate construction activities and perform the Work to minimize disruption to District's operations at the Project Location. ENGIE Services U.S. will provide at least fifteen (15) calendar days' written notice to District of any planned power outages that will be necessary for the construction. ENGIE Services U.S. will cooperate with District in scheduling such outages, and District agrees to provide its reasonable approval of any scheduled outage.
- (c) ENGIE Services U.S. will initiate and maintain a safety program in connection with its Construction of the Project. ENGIE Services U.S. will take reasonable precautions for the safety of, and will provide reasonable protection to prevent damage, injury, or loss to: (i) employees of ENGIE Services U.S. and subcontractors performing Work under this Contract; (ii) ENGIE Services U.S.'s property and other materials to be incorporated into the Project, under the care, custody, and control of ENGIE Services U.S. or its subcontractors; and (iii) other property at or adjacent to the Project Location not designated for removal, relocation, or replacement during the course of construction. ENGIE Services U.S. will not be responsible for District's employees' safety unless ENGIE Services U.S.'s negligence in the performance of its Work is the proximate cause of the employee's injury.

- (d) ENGIE Services U.S. will provide notice to District of scheduled test(s) of installed equipment, if any, and District and/or its designees will have the right to be present at any or all such tests conducted by ENGIE Services U.S., any subcontractor, and/or manufacturers of the equipment.
- (e) Pursuant to California Labor Code §6705, if the Work is a public work involving an estimated expenditure in excess of \$25,000 and includes the excavation of any trench or trenches five (5) feet or more in depth, ENGIE Services U.S. will, in advance of excavation, submit to District and/or a registered civil or structural engineer, employed by District, to whom authority to accept has been delegated, a detailed plan showing the design of shoring, bracing, sloping, or other provisions to be made for worker protection from the hazard of caving ground during the excavation of such trench or trenches, which provisions will be no less effective than the current and applicable CAL-OSHA Construction Safety Orders. No excavation of such trench or trenches may be commenced until this detailed plan has been accepted by District or by the person to whom authority to accept has been delegated by District. Pursuant to California Labor Code §6705, nothing in this Section 5.02(e) imposes tort liability on District or any of its employees.
- (f) Pursuant to California Public Contract Code §7104, if the Work is a public work involving digging trenches or other excavations that extend deeper than four (4) feet below the surface of the ground:
 - (i) ENGIE Services U.S. will promptly, and before the following conditions are disturbed, notify District, in writing, of any:
 - 1) Material that ENGIE Services U.S. believes may be material that is hazardous waste, as defined in California Health and Safety Code §25117, that is required to be removed to a Class I, Class II, or Class III disposal site in accordance with provisions of existing law;
 - 2) Subsurface or latent physical conditions at the site differing from those indicated by information about the site made available to ENGIE Services U.S. before the Contract Effective Date;
 - 3) Unknown physical conditions at the site of any unusual nature, different materially from those ordinarily encountered and generally recognized as inherent in work of the character provided for in this Contract.
 - (ii) District will promptly investigate the conditions and, if it finds that the conditions do materially so differ or do involve hazardous waste, and cause a decrease or increase in ENGIE Services U.S.'s cost of, or the time required for, performance of any part of the Work will issue a Change Order under the procedures described in this Contract.
 - (iii) If a dispute arises between District and ENGIE Services U.S., whether the conditions materially differ, or involve hazardous waste, or cause a decrease or increase in ENGIE Services U.S.'s cost of, or time required for, performance of any part of the Work, ENGIE Services U.S. will not be excused from any scheduled completion date provided for by this Contract but will proceed with all Work to be performed under this Contract. ENGIE Services U.S. will retain any and all rights provided either by contract or by law which pertain to the resolution of disputes and protests between the Parties.

Section 5.03 District's Responsibilities during Construction Phase.

- (a) District will designate a single-point representative authorized to act on District's behalf with respect to Project construction and/or equipment installation. District may from time to time change the designated representative and will provide written notice to ENGIE Services U.S. of such change. Any independent review of the construction will be undertaken at District's sole expense, and will be performed in a timely manner so as to not unreasonably delay the orderly progress of ENGIE Services U.S.'s Work.
- (b) District will provide a temporary staging area for ENGIE Services U.S., or its subcontractors, to use during the construction phase to store and assemble equipment for completion of the Work, if needed. District will provide sufficient space at the Facilities for the performance of the Work and the storage, installation, and operation of any equipment and materials and will take reasonable steps to protect any such equipment and materials from harm, theft and misuse. District will provide access to the Facilities, including parking permits and identification tags, for ENGIE Services U.S. and subcontractors to perform the Work during regular business hours, or such other reasonable hours as may be requested by ENGIE Services U.S. and acceptable to District. District will also either provide a set or sets of keys to ENGIE Services U.S. and its subcontractors (signed out per District policy) or provide a readily available security escort to unlock and lock doors. District will not unreasonably restrict ENGIE Services U.S.'s access to Facilities to make emergency repairs or corrections as ENGIE Services U.S. may determine are needed.
- (c) District will maintain the portion of the Project Location that is not directly affected by ENGIE Services U.S.'s Work. District will keep the designated Project Location and staging area for the Project free of obstructions, waste, and materials within the control of District.

- (d) District will obtain any required environmental clearance from, and any inspections, including special inspections, or permits required by, any federal, state, and local jurisdictions, including but not limited to any clearances required under CEQA, prior to scheduled construction start date.
- (e) District will prepare the Project Location for construction, including, but not limited to, clearance of all above and below ground obstructions, such as vegetation, buildings, appurtenances, and utilities. Subsurface conditions and obstacles (buried pipe, utilities, etc.) that are not otherwise previously and accurately documented by District and such documentation made available to ENGIE Services U.S. are the responsibility of District. If ENGIE Services U.S. encounters such unforeseen conditions in the performance of the Work, ENGIE Services U.S. may be entitled to an equitable extension of time and/or an equitable adjustment in the Contract Amount as provided in this Contract.
- (f) District will remove any Hazardous Substances either known to District prior to the commencement of the Work or encountered by ENGIE Services U.S. during the construction of the Project, if necessary in order for the Work to progress safely, that were not knowingly released or brought to the site by ENGIE Services U.S. ENGIE Services U.S. will respond to the discovery of Hazardous Substances at or around the Project Location during the course of ENGIE Services U.S.'s construction in accordance with Section 5.06.
- (g) District will coordinate the Work to be performed by ENGIE Services U.S. with its own operations and with any other construction project that is ongoing at or around the Project Location, with the exception that ENGIE Services U.S. will coordinate the Interconnection Facilities work, if any, which will be performed by the local utility.
- (h) District will, and will cause District Persons to, allow ENGIE Services U.S. and its subcontractors access to and reasonable use of necessary quantities of District's water and other utilities, including electrical power, as needed for the construction of the Work, at no cost to ENGIE Services U.S.
- (i) District will, and will cause District Persons to, provide ENGIE Services U.S. and/or its subcontractors with reasonable access to the Project Location to perform the Work, including without limitation and at no extra cost to ENGIE Services U.S., access to perform Work on Saturdays, Sundays, legal holidays, and non-regular working hours.
- (j) District will also do the following:
 - (i) Attend the regularly scheduled progress meetings. Participate as needed regarding scheduling of the Work.
 - (ii) When requested by ENGIE Services U.S., participate in the job inspection walk-through with ENGIE Services U.S. to determine Substantial Completion or Beneficial Use of major equipment, and will sign the Certificate(s) of Substantial Completion.
 - (iii) Perform a final walk-through of the Project and, upon receipt of the operation and maintenance manuals and as-built drawings, sign the Certificate of Final Completion for the related Work.
 - (iv) Upon the completion of the entire Scope of Work listed in Attachment C, including training, if any, and submission of close-out documents, sign a Certificate of Final Completion for the entire Project.

Section 5.04 Changes.

- (a) Change Orders Generally. Any and all changes and/or modifications to the Scope of Work must be authorized by a written Change Order executed by authorized representatives of ENGIE Services U.S. and District. Change Orders not so written and executed shall not be binding on District and no compensation shall be due on account of the same. The Change Order shall state the change and/or modification to the Scope of Work, any additional compensation to be paid, and any applicable extension of time. ENGIE Services U.S. may, at its election, suspend performance of that portion of the Work affected by any proposed Change until a written Change Order with respect to the Changed or modified Work has been signed by both District and ENGIE Services U.S. ENGIE Services U.S. will use its reasonable efforts to continue other portions of the Work not affected or impacted by such proposed Change until such time as the applicable Change Order is resolved. In addition, if any District Person requests a proposal from ENGIE Services U.S. for a Change and District subsequently elects to not proceed with such Change, District agrees that a Change Order will be issued to reimburse ENGIE Services U.S. for any costs reasonably incurred for estimating services, design services, and/or preparation of the proposal requested by such District Person.
- (b) Change Orders Requiring Additional Compensation. If during construction any District Person requests changes and/or modifications to the Work, and/or there are Excusable Events, District will pay the extra costs caused by such modifications and/or changes and/or Excusable Event and ENGIE Services U.S. will be entitled to additional compensation for the following reasons, limited to (i) any District Person requests changes and/or modifications to the Scope of Work during the construction phase of the Project; (ii) any District Person causes

delays during ENGIE Services U.S.'s construction work; (iii) discovery of subsurface or other site conditions that were not reasonably anticipated or disclosed prior to the commencement of the Work; (iv) discovery of Hazardous Substances at or impacting the Project Location; (v) changes and/or modifications to the Scope of Work that were not reasonably foreseeable by ENGIE Services U.S. required to obtain required permits and approvals as required by any Governmental Authority; (vi) damage to any equipment or other Work installed by ENGIE Services U.S. caused by the act or omission of any District Person; (vii) changes and/or modifications to Scope of Work ordered by any Governmental Authority that were not reasonably foreseeable by ENGIE Services U.S.; and (viii) any other condition that would not reasonably have been anticipated by ENGIE Services U.S., that modifies and/or changes the Scope of Work .

- (c) Change Orders Requiring Additional Time. If during construction any District Person requests changes and/or modifications to the Scope of Work and/or an Excusable Event occurs, the Parties agree that an equitable extension of time to complete the Work may be necessary. Prior to any extension of time, ENGIE Services U.S. will use commercially reasonable efforts to make up such delays, including authorizing overtime payments; *provided* that District has issued a Change Order authorizing any such overtime payment and has specifically agreed to pay all costs, including administrative charges and expenses, associated therewith.
- (d) Method for Adjustment. An increase or decrease in the Contract Amount and/or time resulting from a Change in the Work and/or Excusable Event must be determined by one or more of the following methods at the selection of District:
 - (i) ENGIE Services U.S.'s costs of subcontractor costs, materials and labor calculated on a basis agreed upon by District and ENGIE Services U.S. plus a fee of fifteen percent (15%).
- (e) Disagreements. If there is a disagreement between District and ENGIE Services U.S. as to whether ENGIE Services U.S. is entitled to an equitable extension of time and/or an equitable adjustment in the Contract Amount, those disputes are to be resolved in accordance with the provisions of ARTICLE 19. Pending the resolution of any such dispute, ENGIE Services U.S. may suspend Work.

Section 5.05 Minor Changes to Scope of Work. ENGIE Services U.S. has the authority to make minor changes that do not change the total Contract Amount and are consistent with the intent of the Construction Documents, without prior notice to District. ENGIE Services U.S. will either promptly inform District, in writing, of any minor changes made during the implementation of the Project, or make available to District at the site a set of as-built drawings that will be kept current to show those minor changes.

Section 5.06 Hazardous Substances.

- (a) ENGIE Services U.S. will promptly provide written notice to District if ENGIE Services U.S. observes any Hazardous Substance, as defined herein, at or around the Facilities during the course of construction or installation of any equipment which have not been addressed as part of the Scope of Work. ENGIE Services U.S. will have no obligation to investigate the Facilities for the presence of Hazardous Substances prior to commencement of the Work unless otherwise specified in the Scope of Work. District will be solely responsible for investigating Hazardous Substances and determining the appropriate removal and remediation measures with respect to the Hazardous Substances. District will comply with all Applicable Laws with respect to the identification, removal and proper disposal of any Hazardous Substances known or discovered at or around the Facilities, and in such connection will execute all generator manifests with respect thereto. ENGIE Services U.S. will comply with all Applicable Laws in connection with the use, handling, and disposal of any Hazardous Substances in the performance of its Work. In connection with the foregoing, District will provide ENGIE Services U.S., within ten (10) Business Days after the Contract Effective Date, a written statement that represents and warrants (i) whether or not, to its knowledge, there are Hazardous Substances either on or within the walls, ceiling or other structural components, or otherwise located in the Project Location, including, but not limited to, asbestos-containing materials; (ii) whether or not, to its knowledge, conditions or situations exist at the Facilities which are subject to special precautions or equipment required by federal, state, or local health or safety regulations; and (iii) whether or not, to its knowledge, there are unsafe working conditions at the Facilities.
- (b) District will indemnify, defend, and hold ENGIE Services U.S. harmless from and against any and all Losses that in any way result from, or arise under, such District owned or generated Hazardous Substances, except for liabilities to the extent due to the negligence or willful misconduct of ENGIE Services U.S., or its subcontractors, agents or representatives, in the handling, disturbance or release of Hazardous Substances. This indemnification will survive any termination of this Contract.

Section 5.07 Pre-Existing Conditions. Certain pre-existing conditions may be present within the Facilities that (i) are non-compliant with applicable codes, (ii) may become non-compliant with applicable codes upon completion of ENGIE Services U.S.'s Work, (iii) may cause ENGIE Services U.S.'s completed Work to be non-compliant with applicable codes, (iv) may prevent District from realizing the full benefits of ENGIE Services U.S.'s Work, (v) may present a safety or equipment hazard, or (vi) are otherwise outside the scope of ENGIE Services U.S.'s Work. Regardless of

whether or not such conditions may have been readily identifiable prior to the commencement of Work, ENGIE Services U.S. will not be responsible for repairing such pre-existing conditions unless such responsibility is expressly provided for in the Scope of Work or an approved Change Order. ENGIE Services U.S., in its sole discretion, may determine whether it will bring said pre-existing conditions into compliance by agreeing to execute a Change Order with District for additional compensation and, if appropriate, an extension of time.

ARTICLE 6. PROJECT COMPLETION

Section 6.01 Occupancy or Use of Work. District may take occupancy or use of any completed or partially completed portion of the Work at any stage, whether or not such portion is Substantially Complete, *provided* that such occupancy or use is authorized by Governmental Authority and, *provided further*, that District assumes responsibility for the security of, insurance coverage for, maintenance, utilities for, and damage to or destruction of such portion of the Work. If Substantial Completion of a portion of the Construction Work is not yet achieved, occupancy or use of such portion of the Work will not commence until District's insurance company has consented to such occupancy or use. When occupancy or use of a portion of the Work occurs before Substantial Completion of such portion, District and ENGIE Services U.S. will accept in writing the responsibilities assigned to each of them for title to materials and equipment, payments and Retention with respect to such portion.

Section 6.02 Substantial Completion. When ENGIE Services U.S. considers the Work, or any portion thereof, to be Substantially Complete, ENGIE Services U.S. will supply to District a written Certificate of Substantial Completion with respect to such portion of the Work, including a Punch List of items and the time for their completion or correction. District will within ten (10) Business Days of receipt of the Certificate of Substantial Completion, review such portion of the Work for the sole purpose of determining that it is Substantially Complete, and sign and return the Certificate of Substantial Completion to ENGIE Services U.S. acknowledging and agreeing: (i) that such portion of the Work is Substantially Complete; (ii) the date of such Substantial Completion; (iii) that from the date of Substantial Completion District will assume responsibility for the security of, insurance coverage for, maintenance, utilities for, and damage to or destruction of such portion of the Work. District agrees that approval of a Certificate of Substantial Completion will not be unreasonably withheld, delayed or conditioned.

Section 6.03 Final Completion. When ENGIE Services U.S. considers the entirety of the Work to be Finally Complete, ENGIE Services U.S. will notify District that the Work is fully complete and ready for final inspection. District will inspect the Work to verify the status of Final Completion within ten (10) Business Days after its receipt of ENGIE Services U.S.'s certification that the Work is complete. When District agrees that the Work is fully completed, ENGIE Services U.S. will issue a Certificate of Final Completion, which District must sign. District agrees that its signing of the Certificate of Final Completion will not be unreasonably withheld, delayed or conditioned. At that time, District will pay ENGIE Services U.S. any remaining Contract Amount due and any outstanding Retention being withheld by District, in accordance with Section 8.03. District may give ENGIE Services U.S. written notice of acceptance of the Work and will promptly record a notice of completion or notice of acceptance in the office of the county recorder in accordance with California Civil Code §9204.

Section 6.04 Transfer of Title; Risk of Loss. Title to all or a portion of the Project equipment, supplies and other components of the Construction Work will pass to District upon the earlier of (i) the date payment for such Project equipment, supplies or components is made by District or (ii) the date any such items are incorporated into the Project Location. ENGIE Services U.S. will retain care, custody and control and risk of loss of such Project equipment, supplies and components until the earlier of Beneficial Use or Substantial Completion. Transfer of title to District will in no way affect District's and ENGIE Services U.S.'s rights and obligations as set forth in other provisions of this Contract. Except as provided in this Section 6.04, after the date of Substantial Completion, ENGIE Services U.S. will have no further obligations or liabilities to District arising out of or relating to this Contract, except for the obligation to complete any Punch List items, the obligation to perform any warranty service under Section 9.01, and obligations which, pursuant to their terms, survive the termination of this Contract.

ARTICLE 7. SUBCONTRACTORS

Section 7.01 Authority to Subcontract. ENGIE Services U.S. may delegate its duties and performance under this Contract, and has the right to enter into agreements with any subcontractors and other service or material providers as ENGIE Services U.S. may select in its discretion to perform the Work and who are approved by District. ENGIE Services U.S. will not be required to enter into any subcontracts with parties whom ENGIE Services U.S. has not selected or subcontractors whom ENGIE Services U.S. has objection to using.

Section 7.02 Prompt Payment of Subcontractors. ENGIE Services U.S. will promptly pay, when due, all amounts payable for labor and materials furnished in the performance of this Contract and will use commercially reasonable efforts, including providing stop notice release bonds, if necessary, to prevent any lien or other claim under any provision of Applicable Law from arising against any District property, against ENGIE Services U.S.'s rights to payments hereunder, or against District.

Section 7.03 Relationship. Nothing in this Contract constitutes or will be deemed to constitute a contractual relationship between any of ENGIE Services U.S.'s subcontractors and District, or any obligation on the part of District to pay any sums to any of ENGIE Services U.S.'s subcontractors.

Section 7.04 Prevailing Wages. To the extent required by California Labor Code §1771 or other Applicable Law, all employees of ENGIE Services U.S. and ENGIE Services U.S.'s subcontractors performing Work at the Project Location will be paid the per diem prevailing wages for the employee's job classification in the locality in which the Work is performed. In accordance with California Labor Code §§1773 and 1773.2, District will obtain from the Director of Industrial Relations the general prevailing rate of per diem wages and the general prevailing rate for holiday and overtime work, in the locality in which the Work is to be performed, for each craft, classification or type of worker needed to execute the Work at the Project Location, and will cause copies of such determinations to be kept on file at its principal office and posted at each Project Location. District will promptly notify ENGIE Services U.S. of any changes to any such prevailing wage determination. If a portion of the Work is subject to the federal Davis-Bacon Act and/or related acts, ENGIE Services U.S. will ensure that its subcontracts for such portion of the Work require the use of the labor classifications identified in the applicable federal wage determination for certified payroll records, and that all employees of ENGIE Services U.S. and ENGIE Services U.S.'s subcontractors performing such portion of the Work be paid the higher of the California or federal prevailing wage rates with respect to such portion of the Work. ENGIE Services U.S. will indemnify, defend and hold harmless District from and against any claims, Demands, suits, actions or liabilities of District resulting from any actual or alleged failure of ENGIE to comply with the prevailing wage laws as aforesaid.

ARTICLE 8. PAYMENTS

Section 8.01 Monthly Progress Payments. Promptly after the Contract Effective Date, ENGIE Services U.S. will invoice District for a mobilization payment in the amount of twenty percent (20%) of the Contract Amount. These amounts must be paid to ENGIE Services U.S. within thirty (30) calendar days after District's receipt of an invoice for those amounts along with a schedule of values and line item estimates of the use of the mobilization payment. In addition, as the Work progresses, ENGIE Services U.S. will submit to District its applications for monthly payments based on the progress made on the Project through the date on which ENGIE Services U.S. submits such Application for Payment and a reconciled schedule of values. Within twenty-one (21) calendar days from the Contract Effective Date, ENGIE Services U.S. will prepare and submit to District a schedule of values apportioned to the various divisions or phases of the Work ("Schedule of Values"). Each line item contained in the Schedule of Values will be assigned a value such that the total of all items equals the Contract Amount. All Applications for Payment will be in accordance with the Schedule of Values.

Section 8.02 Materials Stored Off-Site. In addition to the monthly progress payments specified in Section 8.01, ENGIE Services U.S. may invoice District for materials purchased in advance and not stored at the Project Location. Each such Application for Payment will be accompanied by proof of off-site material purchases, evidence that the materials have been delivered to a warehouse reasonably acceptable to District and evidence of appropriate insurance coverage for loss or damage to the materials. ENGIE Services U.S. will furnish to District written consent from the Surety approving the advance payment for materials stored off site. District will pre-pay one hundred percent (100%) of ENGIE Services U.S.'s Application for Payment for the materials delivered, less Retention as indicated in Section 8.03. ENGIE Services U.S. will protect stored materials from damage. Damaged materials, even though paid for, will not be incorporated into the Work.

Section 8.03 Retention. District, or its designee, must approve and pay each Application for Payment, less a retention amount ("Retention") of five percent (5%) in accordance with California Public Contract Code §7201, within thirty (30) calendar days after its receipt of the Application for Payment; *provided, however*, that there is to be no Retention with respect to the mobilization payment. A failure to approve and pay a valid Application for Payment in a timely manner is a material default by District under this Contract. District may, but is not required to, make progress payments in full without Retention at any time after fifty percent (50%) of the Work has been completed, as permitted pursuant to California Public Contract Code §9203. Upon Substantial Completion, the Retention must be reduced to two percent (2%) of the Contract Amount, and ENGIE Services U.S. may invoice and District will pay this amount. District will pay ENGIE Services U.S. the remaining three percent (3%) Retention amount upon achieving Final Completion. In lieu of Retention being held by District, ENGIE Services U.S. may request that securities it provides be substituted or Retention be held in an escrow account pursuant to California Public Contract Code §22300.

Section 8.04 Final Payment. The final Application for Payment may be submitted after Final Completion. The final payment amount must also include payment to ENGIE Services U.S. for any remaining Retention withheld by District.

Section 8.05 Disputed Invoices/Late Payments. District may in good faith dispute any Application for Payment, or part thereof, within fifteen (15) calendar days after the date the Application for Payment was received by District. If District disputes all or a portion of any Application for Payment, District will pay the undisputed portion when due and provide ENGIE Services U.S. a written notice and explanation of the basis for the dispute and the amount of the Application for Payment being withheld related to the dispute no later than the due date. If any amount disputed by District is finally determined to be due to ENGIE Services U.S., either by agreement between the Parties or as a result of

dispute resolution pursuant to ARTICLE 19 below, it will be paid to ENGIE Services U.S. within ten (10) Business Days after such final determination, plus Interest from the date billed or claimed until such amount is paid.

Section 8.06 Rebate Programs. ENGIE Services U.S. will assist District in the preparation and submission to the applicable agencies of applications and documentation necessary for the following energy efficiency rebate, incentive, and/or loan program(s) during and after the completion of Construction: Inflation Reduction Act of 2022. ENGIE Services U.S. makes no guarantee that District will receive funding from any energy efficiency rebate, incentive, and/or loan program(s), including those listed above (collectively, "Incentive Funds"), or any portion thereof; ENGIE Services U.S. expressly disclaims any liability for District's failure to receive any portion of the Incentive Funds, and District acknowledges and agrees that ENGIE Services U.S. will have no liability for any failure to receive all or any portion of the Incentive Funds. Procurement, or lack thereof, of the Incentive Funds will not alter the Contract Amount of this Contract or the payment timeline associated with payment of the Contract Amount.

ARTICLE 9. WARRANTY / LIMITATION OF LIABILITY

EXCEPT FOR THE WARRANTIES PROVIDED IN THIS ARTICLE 9, ENGIE SERVICES U.S. MAKES NO WARRANTIES IN CONNECTION WITH THE WORK PROVIDED UNDER THIS CONTRACT, WHETHER EXPRESS OR IMPLIED IN LAW, INCLUDING ANY IMPLIED WARRANTIES OF MERCHANTABILITY OR FITNESS FOR A PARTICULAR PURPOSE AND ANY IMPLIED WARRANTIES AGAINST INTELLECTUAL PROPERTY INFRINGEMENT. District WILL HAVE NO REMEDIES AGAINST EITHER ENGIE SERVICES U.S. OR ANY ENGIE SERVICES U.S. SUBCONTRACTOR OR VENDOR FOR ANY DEFECTIVE MATERIALS OR EQUIPMENT INSTALLED, EXCEPT FOR THE REPAIR OR REPLACEMENT OF SUCH MATERIALS OR EQUIPMENT IN ACCORDANCE WITH THE WARRANTIES INDICATED BELOW. SPECIFICALLY, NEITHER ENGIE SERVICES U.S., NOR ENGIE SERVICES U.S.'s SUBCONTRACTORS OR VENDORS, NOR DISTRICT WILL BE LIABLE TO THE OTHER FOR LOSS OF PROFITS OR FOR ANY SPECIAL, INDIRECT, INCIDENTAL, CONSEQUENTIAL OR PUNITIVE DAMAGES, HOWEVER CAUSED AND ON ANY THEORY OF LIABILITY.

Section 9.01 ENGIE Services U.S. warrants to District that material and equipment furnished under this Contract will be of good quality and new, unless otherwise specifically required or permitted by this Contract. ENGIE Services U.S. further warrants that its workmanship provided hereunder, including its subcontractors' workmanship, will be free of material defects for a period of one (1) year from the date of Substantial Completion as indicated on the executed Certificate of Substantial Completion, or the date of Beneficial Use as indicated on the executed Certificate of Beneficial Use ("ENGIE Services U.S. Warranty"). Notwithstanding the preceding sentence, the date the ENGIE Services U.S. Warranty commences with respect to a specific piece or pieces of equipment may be further defined in Attachment C.

Section 9.02 Equipment and material warranties that exceed the ENGIE Services U.S. Warranty period will be provided directly by the equipment and/or material manufacturers and such warranties will be assigned directly to District, after the one (1) year period. During the ENGIE Services U.S. Warranty period, ENGIE Services U.S. will be District's agent in working with the equipment and material manufacturers in resolving any equipment or material warranty issues. If any material defects are discovered within the ENGIE Services U.S. Warranty period, ENGIE Services U.S., or ENGIE Services U.S.'s subcontractors, will correct its defects, and/or ENGIE Services U.S. will work with the equipment or material manufacturer as District's agent to facilitate the manufacturer's correction of the equipment or material defect. Such warranty services will be performed in a timely manner and at the reasonable convenience of District. If a warranty issue arises on any equipment or material installed after the ENGIE Services U.S. Warranty period, and the equipment or material has a warranty period that exceeds one (1) year, District will contact the manufacturer directly to resolve such warranty issues and District acknowledges that the manufacturer will have sole responsibility for such issues.

Section 9.03 The warranties in this ARTICLE 9 expressly exclude any remedy for damage or defect caused by improper or inadequate maintenance of the installed equipment by service providers other than ENGIE Services U.S. or its subcontractors, corrosion, erosion, deterioration, abuse, modifications or repairs not performed by an authorized ENGIE Services U.S. subcontractor, improper use or operation, or normal wear and tear under normal usage. ENGIE Services U.S. shall not be responsible for the cost of correcting a breach of warranty or defect to the extent that the manufacturer of the equipment that is the subject of a warranty hereunder does not honor its equipment warranty as a result of its termination of operations, insolvency, liquidation, bankruptcy or similar occurrence. Unless otherwise specified, all warranties hereunder, including without limitation those for defects, whether latent or patent, in design, engineering, or construction, will terminate one (1) year from the date of Substantial Completion or Beneficial Use; and thereafter, ENGIE Services U.S. will have no liability for breach of any warranty or for any latent or patent defect of any kind pursuant to California Code of Civil Procedure §§337.1 and 337.15.

Section 9.04 District and ENGIE Services U.S. have discussed the risks and rewards associated with this Project, as well as the Contract Amount to be paid to ENGIE Services U.S. for performance of the Work. District and ENGIE Services U.S. agree to allocate certain of the risks so that, to the fullest extent permitted by Applicable Law, ENGIE Services U.S.'s and District's total aggregate liability to the other and all third parties is limited to the Contract Amount for any and all injuries, damages, claims, losses, expenses, or claim expenses (including attorney's fees) arising

out of this Contract from any cause or causes. Such causes include, but are not limited to, negligence, errors, omissions, strict liability, breach of contract, or breach of warranty. For the avoidance of doubt, the aggregate liability does not include payment for the Project.

ARTICLE 10. OWNERSHIP OF CERTAIN PROPERTY AND EXISTING EQUIPMENT

Section 10.01 Ownership of Certain Proprietary Property Rights.

- (a) Ownership: Except as expressly provided in this Contract, District will not acquire, by virtue of this Contract, any rights or interest in any formulas, patterns, devices, software, inventions or processes, copyrights, patents, trade secrets, other intellectual property rights, or similar items of property which are or may be used in connection with the Work. ENGIE Services U.S. will own all inventions, improvements, technical data, models, processes, methods, and information and all other work products developed or used in connection with the Work, including all intellectual property rights therein.
- (b) License: Solely in connection with the Facilities, ENGIE Services U.S. grants to District a limited, perpetual, royalty-free, non-transferrable license for any ENGIE Services U.S. intellectual property rights necessary for District to operate, maintain, and repair any modifications or additions to Facilities, or equipment delivered, as a part of the Work.
- (c) Ownership and Use of Instruments of Service. All data, reports, proposals, plans, specifications, flow sheets, drawings, and other products of the Work (the "Instruments of Service") furnished directly or indirectly, in writing or otherwise, to District by ENGIE Services U.S. under this Contract will remain ENGIE Services U.S.'s property and may be used by District only for the Work. ENGIE Services U.S. will be deemed the author and owner of such Instruments of Service and will retain all common law, statutory and other reserved rights, including copyrights. The Instruments of Service may be used by District or any District Person for future additions or alterations to the Project or for other projects at the sole risk of District Any such use of the Instruments of Service will be at District's sole risk and without liability to ENGIE Services U.S. If District uses the Instruments of Service for implementation purposes, including additions to or completion of the Project, without the written permission of ENGIE Services U.S., District agrees to waive and release, and indemnify and hold harmless, ENGIE Services U.S., its subcontractors, and their directors, employees, subcontractors, and agents from any and all Losses associated with or resulting from such use.

Section 10.02 Ownership of any Existing Equipment. Ownership of any equipment and materials presently existing at the Facilities on the Contract Effective Date will remain the property of District even if such equipment or materials are replaced or their operation made unnecessary by work performed by ENGIE Services U.S. If applicable, ENGIE Services U.S. will advise District in writing of all equipment and materials that will be replaced at the Facilities and District will, within five (5) Business Days of ENGIE Services U.S.'s notice, designate in writing to ENGIE Services U.S. which replaced equipment and materials should not be disposed of off-site by ENGIE Services U.S. (the "Retained Items"). District will be responsible for and designate the location and storage for the Retained Items. ENGIE Services U.S. will be responsible for the disposal of replaced equipment and materials, except for the Retained Items. ENGIE Services U.S. will use commercially reasonable efforts to remove the Retained Items in such a manner as to avoid damage thereto, or if it is unreasonable to avoid damage altogether, to minimize the damage done. ENGIE Services U.S. will not be responsible for the removal and/or disposal of any Hazardous Substances except as required by the Scope of Work.

ARTICLE 11. INDEMNIFICATION / LIMITATION ON LIABILITY

Section 11.01 Indemnification. To the fullest extent permitted by Applicable Laws, each Party will indemnify, hold harmless, release and defend the other Party, its officers, employees, and agents from and against any and all actions, claims, demands, damages, disabilities, fines, penalties, losses, costs, expenses (including consultants' and attorneys' fees and other defense expenses) and liabilities of any nature ("Losses") that may be asserted by any person or entity, to the extent arising out of that Party's performance or activities hereunder, including the performance or activities of other persons employed or utilized by that Party in the performance of this Contract, excepting liabilities to the extent due to the negligence or willful misconduct of the indemnified party. This indemnification obligation will continue to bind the Parties after the termination of this Contract.

Section 11.02 Waiver of Consequential Damages and Limitation of Liability. The liability of a defaulting Party will be limited to direct, actual damages. Neither Party shall be liable to the other Party for any special, indirect, incidental or consequential damages whatsoever, whether in contract, tort (including negligence) or strict liability, including, but not limited to, operational losses in the performance of business such as lost profits or revenues or any increase in operating expense..

ARTICLE 12. INSURANCE / BONDS

Section 12.01 ENGIE Services U.S. Insurance. ENGIE Services U.S. will maintain, or cause to be maintained, for the duration of this Contract, the insurance coverage outlined in (a) through (f) below, and all such other insurance as required by Applicable Law. Evidence of coverage will be provided to District via an insurance certificate.

(a) Workers' Compensation/Employers Liability for states in which ENGIE Services U.S. is not a qualified self-insured. Limits as follows:

- * Workers' Compensation: Statutory
- * Employers Liability: Bodily Injury by accident \$1,000,000 each accident
Bodily Injury by disease \$1,000,000 each employee
Bodily Injury by disease \$1,000,000 policy limit

(b) Commercial General Liability insurance with limits of:

- * \$2,000,000 each occurrence for Bodily Injury and Property Damage
- * \$4,000,000 General Aggregate - other than Products/Completed Operations
- * \$2,000,000 Products/Completed Operations Aggregate
- * \$2,000,000 Personal and Advertising Injury
- * \$ 100,000 Damage to premises rented to ENGIE Services U.S.

Coverage to be written on an occurrence form. Coverage to be at least as broad as ISO form CG 0001 (04/13) or its equivalent forms, without endorsements that limit the policy terms with respect to: (1) provisions for severability of interest or (2) explosion, collapse, underground hazard.

(c) Auto Liability insurance for owned, hired and non-owned vehicles with limits of \$1,000,000 per accident. Coverage to be written on an occurrence form.

(d) Professional Liability insurance with limits of:

- * \$2,000,000 per occurrence
- * \$2,000,000 aggregate

Coverage to be written on a claims-made form.

(e) Umbrella/Excess Liability Insurance. Limits as follows:

- * \$1,000,000 each occurrence
- * \$1,000,000 aggregate

Coverage terms and limits to apply excess of the per occurrence and/or aggregate limits provided for Commercial General Liability and Professional Liability written on a claims made form. Coverage terms and limits also to apply in excess of those required for Employers Liability and Auto Liability written on an occurrence form.

(f) Policy Endorsements.

- * The insurance provided for Workers' Compensation and Employers' Liability above will contain waivers of subrogation rights against District, but only to the extent of the indemnity obligations contained in this Contract.
- * The insurance provided for Commercial General Liability and Auto Liability above will:
 - (i) include District as an additional insured with respect to Work performed under this Contract, but only to the extent of the indemnity obligations contained in this Contract, and
 - (ii) provide that the insurance is primary coverage with respect to all insureds, but only to the extent of the indemnity obligations contained in this Contract.

Section 12.02 District's Insurance. District will maintain, or cause to be maintained, for the duration of this Contract, the insurance coverage outlined below, and all such other insurance as required by Applicable Law. Evidence of coverage will be provided to ENGIE Services U.S. via an insurance certificate.

(a) Commercial General Liability insurance, written on an occurrence form, with limits of:

- * \$2,000,000 each occurrence for Bodily Injury and Property Damage; and
- * \$4,000,000 General Aggregate

COURSE OF CONSTRUCTION INSURANCE RECOMENDED

- (b) The insurance provided for above will contain waivers of subrogation rights against ENGIE Services U.S., will include ENGIE Services U.S. as an additional insured, and will provide that the insurance is primary coverage with respect to all insureds.

Section 12.03 Waivers of Subrogation. The Parties waive all rights against each other and any of their subcontractors, sub-subcontractors, agents and employees, each of the other, for damages caused by fire or other causes of loss to the extent covered by property insurance obtained pursuant to this **ARTICLE 12** or other property insurance applicable to the Work, except such rights as they have to proceeds of such insurance. The Parties and their respective property damage insurers also waive all rights of subrogation against the other Party, its directors, officers, agents and employees. A waiver of subrogation shall be effective as to a person or entity even though that person or entity would otherwise have a duty of indemnification, contractual or otherwise, did not pay the insurance premium directly or indirectly, and whether or not the person or entity had an insurable interest in the property damaged.

Section 12.04 Performance and Payment Bonds. Prior to commencing Work under this Contract, ENGIE Services U.S. will furnish a performance bond, in an amount equal to one hundred percent (100%) of the Contract Amount, and a payment bond to guarantee payment of all claims for labor and materials furnished, in an amount equal to one hundred percent (100%) of the Contract Amount (collectively, the "Contract Bonds"). The Contract Bonds shall comply with the requirements under the California Public Contracts Code and be maintained in full force and effect until Final Completion with a one year warranty period upon Final Completion; provided that upon the achievement of Substantial Completion, the value of the Contract Bonds shall be reduced to the value of the Retainage being withheld by District. The Contract Bonds are not being furnished to cover the performance of any Professional Services, including any energy guaranty or guaranteed savings under this Contract, nor to cover any equipment and/or material manufacturer's warranty or other third-party warranty being assigned to District. District agrees that upon Final Completion and expiration of the ENGIE Services U.S. Warranty period set forth in Article 9 herein, the Contract Bonds shall be returned to ENGIE Services U.S., and all obligations arising thereunder are terminated and the surety company that issued the bond is forever discharged from any and all liabilities of whatever nature arising in connection with the Contract Bonds.

ARTICLE 13. DOE GUIDELINES; ENERGY POLICY ACT

Section 13.01 As authorized by §1605(b) of the Energy Policy Act of 1992 (Pub. L. No. 102-486) the U.S. Department of Energy has issued, and may issue in the future, guidelines for the voluntary reporting of Greenhouse Gas emissions ("DOE Guidelines"). "Greenhouse Gases" means those gases and other particles as defined in the DOE Guidelines. District hereby assigns and transfers to ENGIE Services U.S., and its Affiliates and assigns, any Greenhouse Gas emission reduction credits that result from the Work.

ARTICLE 14. MUNICIPAL ADVISOR

Section 14.01 THE PARTIES ACKNOWLEDGE AND AGREE THAT ENGIE SERVICES U.S. IS NOT A MUNICIPAL ADVISOR AND CANNOT GIVE ADVICE TO DISTRICT WITH RESPECT TO MUNICIPAL SECURITIES OR MUNICIPAL FINANCIAL PRODUCTS ABSENT DISTRICT BEING REPRESENTED BY, AND RELYING UPON THE ADVICE OF, AN INDEPENDENT REGISTERED MUNICIPAL ADVISOR. ENGIE SERVICES U.S. IS NOT SUBJECT TO A FIDUCIARY DUTY WITH REGARD TO DISTRICT OR THE PROVISION OF INFORMATION TO DISTRICT. DISTRICT WILL CONSULT WITH AN INDEPENDENT REGISTERED MUNICIPAL ADVISOR ABOUT THE FINANCING OPTION APPROPRIATE FOR DISTRICT'S SITUATION.

ARTICLE 15. TRADE SECRETS

If any materials or information provided by ENGIE Services U.S. to District under this Contract are designated by ENGIE Services U.S. as a "trade secret" or otherwise exempt from disclosure under the Public Records Act (California Government Code §6250 *et seq.*, the "Act") and if a third party makes a request for disclosure of the materials under the Act, as soon as practical (but not later than five (5) calendar days) after receipt of such request, District will notify ENGIE Services U.S. of such request and advise ENGIE Services U.S. whether District believes that there is a reasonable possibility that the materials may not be exempt from disclosure. Within ten (10) calendar days after a third party's request for disclosure of materials under the Act, ENGIE Services U.S. will (i) authorize District to release the documents or information sought; or (ii) if ENGIE Services U.S. reasonably believes that the information is exempt from disclosure, advise District not to release the materials.

ARTICLE 16. EVENTS OF DEFAULT

Section 16.01 Events of Default by ENGIE Services U.S. Each of the following events or conditions will constitute an "Event of Default" by ENGIE Services U.S.:

- (i) any substantial failure by ENGIE Services U.S. to perform or comply with this Contract, including a material breach of any covenant contained herein, and such failure continues for thirty (30) calendar days after notice to ENGIE Services U.S. demanding that such failure to perform be

cured; *provided that* (y) such failure to perform will not be deemed a default hereunder if it is excused by a provision of this Contract, and (z) if such cure cannot be effected in thirty (30) calendar days, ENGIE Services U.S. will be deemed to have cured the default upon the commencement of a cure within thirty (30) calendar days and diligent subsequent completion thereof; or

- (ii) any representation or warranty furnished by ENGIE Services U.S. in this Contract which was false or misleading in any material respect when made or becomes false or misleading during the term of this Contract.

Section 16.02 Events of Default by District. Each of the following events or conditions will constitute an "Event of Default" by District:

- (i) any substantial failure by District to perform or comply with this Contract, including a material breach of any covenant contained herein, and such failure continues for thirty (30) calendar days after notice to District demanding that such failure to perform be cured; *provided that* (y) such failure to perform will not be deemed a default hereunder if it is excused by a provision of this Contract; and (z) if such cure cannot be effected in thirty (30) calendar days, District will be deemed to have cured the default upon the commencement of a cure within thirty (30) calendar days and diligent subsequent completion thereof; or
- (ii) any representation or warranty furnished by District in this Contract which was false or misleading in any material respect when made; or
- (iii) any failure by District to pay any amount to ENGIE Services U.S. which is not paid within ten (10) calendar days after written notice from ENGIE Services U.S. that the amount is past due.

ARTICLE 17. REMEDIES UPON DEFAULT

Section 17.01 Termination for Cause. If there is an Event of Default by either Party under this Contract, unless such Event of Default has been cured within the applicable time periods for a cure set forth in **ARTICLE 16**, the non-defaulting Party may terminate this Contract by providing three (3) Business Days' written notice to the defaulting Party in the case of a monetary default and ten (10) Business Days' written notice to the defaulting Party in the case of a non-monetary default. Upon termination of this Contract, each Party will promptly return to the other all papers, materials, and property of the other held by such Party in connection with this Contract. Each Party will also assist the other in the orderly termination of this Contract and the transfer of all aspects hereof, tangible and intangible, as may be necessary for the orderly, non-disrupted business continuation of each Party. If this Contract is so terminated, ENGIE Services U.S. will be entitled to payment for Work satisfactorily performed, earned profit and overhead, and costs incurred in accordance with this Contract up to the date of termination.

Section 17.02 Remedies Upon Default by ENGIE Services U.S. If an Event of Default by ENGIE Services U.S. occurs, District will be entitled to obtain any available legal or equitable remedies through arbitration proceedings instituted pursuant to **ARTICLE 19**, including, without limitation, terminating this Contract, or recovering amounts due and unpaid by ENGIE Services U.S. and/or damages, which will include District's reasonable, actual, direct out-of-pocket losses incurred by reason of such Event of Default and any cost of funding; loss of anticipated payment obligations; and any payment or delivery required to have been made on or before the date of the Event of Default and not made, including interest on any sums due, and losses and costs incurred as a result of terminating this Contract and all costs and expenses reasonably incurred in exercising the foregoing remedies.

Section 17.03 Remedies upon Default by District. If an Event of Default by District occurs, ENGIE Services U.S. will be entitled to obtain any available legal or equitable remedies through arbitration proceedings instituted pursuant to **ARTICLE 19** including, without limitation, terminating this Contract or recovering amounts due and unpaid by District, and/or damages which will include ENGIE Services U.S.'s reasonable, actual, direct out-of-pocket losses incurred by reason of such Event of Default and any cost of funding; loss of anticipated payment obligations; and any payment or delivery required to have been made on or before the date of the Event of Default and not made, including interest on any sums due, and losses and costs incurred as a result of terminating this Contract and all costs and expenses reasonably incurred in exercising the foregoing remedies.

ARTICLE 18. CONDITIONS BEYOND CONTROL OF THE PARTIES

Section 18.01 Excusable Events. If any Party is delayed in, or prevented from, performing or carrying out its obligations under this Contract by reason of any Excusable Event, such circumstance will not constitute an Event of Default, and such Party will be excused from performance hereunder and will not be liable to the other Party for or on account of any loss, damage, injury or expense resulting from, or arising out of, such delay or prevention. Notwithstanding the foregoing, no Party will be excused from any payment obligations under this Contract as a result of an Excusable Event.

Section 18.02 Utility Work. District expressly understands and agrees that Excusable Events may occur due to Interconnection Facilities work that may need to be performed by the local electric utility (“Utility”) in order for ENGIE Services U.S. to fully implement the Project. “Interconnection Facilities” means any distribution or transmission lines and other facilities that may be required to connect equipment supplied under this Contract to an electrical distribution/transmission system owned and maintained by the Utility. Any Interconnection Facilities work that may be required will be performed by the Utility under the Interconnection Agreement.

ARTICLE 19. GOVERNING LAW AND RESOLUTION OF DISPUTES

Section 19.01 Governing Law. This Contract is governed by and must be interpreted under the laws of the State where the Work is performed, without regard to the jurisdiction’s choice of law rules.

Section 19.02 Initial Dispute Resolution. If a dispute arises out of or relates to this Contract, the transaction contemplated by this Contract, or the breach of this Contract (a “Dispute”), either Party may initiate the dispute resolution process set forth in this ARTICLE 19 by giving notice to the other Party. The Parties will endeavor to settle the Dispute as follows:

- (i) *Field Representatives’ Meeting*: Within fifteen (15) Business Days after notice of the Dispute, ENGIE Services U.S.’s senior project management personnel will meet with District’s project representative in a good faith attempt to resolve the Dispute.
- (ii) *Management Representatives’ Meeting*: If ENGIE Services U.S.’s and District’s project representatives fail to meet, or if they are unable to resolve the Dispute, senior executives for ENGIE Services U.S. and for District, neither of whom have had day-to-day management responsibilities for the Project, will meet, within thirty (30) calendar days after notice of the Dispute, in an attempt to resolve the Dispute and any other identified disputes or any unresolved issues that may lead to a dispute. If the senior executives of ENGIE Services U.S. and District are unable to resolve a Dispute or if a senior management conference is not held within the time provided herein, either Party may submit the Dispute to mediation in accordance with Section 19.03.

Section 19.03 Mediation. If the Dispute is not settled pursuant to Section 19.02, the Parties will endeavor to settle the Dispute by mediation under the Commercial Mediation Procedures of JAMS. Mediation is a condition precedent to arbitration or the institution of legal or equitable proceedings by either Party. Once one Party files a request for mediation with the other Party and with the JAMS, the Parties agree to conclude the mediation within sixty (60) calendar days after filing the request. Either Party may terminate the mediation at any time after the first session, but the decision to terminate must be delivered in person by the Party’s representative to the other Party’s representative and the mediator. If the Dispute is not resolved by mediation within sixty (60) calendar days after the date of filing of the request for mediation, then the exclusive means to resolve the Dispute is final and binding arbitration, as described in Section 19.04. Either Party may initiate arbitration proceedings by notice to the other Party and JAMS.

Section 19.04 Arbitration Proceedings. The following provisions apply to all arbitration proceedings pursuant to this ARTICLE 19:

- (i) The place of arbitration will be the JAMS office closest to where the Work was performed.
- (ii) One arbitrator (or three arbitrators if the monetary value of the Dispute is more than \$2,000,000) (the “Arbitral Panel”) will conduct the arbitral proceedings in accordance with the Commercial Arbitration Rules and Mediation Procedures (Excluding the Procedures for Large, Complex Commercial Disputes) of JAMS currently in effect (“Arbitration Rules”). To the extent of any conflicts between the Arbitration Rules and the provisions of this Contract, the provisions of this Contract prevail.
- (iii) The Parties will submit true copies of all documents considered relevant with their respective statement of claim or defense, and any counterclaim or reply. In the discretion of the Arbitral Panel, the production of additional documents that are relevant and material to the determination of the Dispute may be required.
- (iv) The Arbitral Panel does not have the power to award, and may not award, any punitive, indirect or consequential damages (however denominated). All arbitration fees and costs are to be shared equally by the parties, regardless of which Party prevails. Each Party will pay its own costs of legal representation and witness expenses.
- (v) The award must be in the form of a reasoned award.
- (vi) The Dispute will be resolved as quickly as possible. The Arbitral Panel will endeavor to issue the arbitration award within six (6) months after the date on which the arbitration proceedings were commenced.

reflects the intent of the Parties as of the Contract Effective Date. Each of the Parties acknowledges and agrees that neither Party has provided the other with any legal, accounting, regulatory, financial, or tax advice with respect to any of the transactions contemplated hereby, and each Party has consulted its own legal, accounting, regulatory, financial and tax advisors to the extent it has deemed appropriate.

ARTICLE 23. CHOICE OF LAW

THE INTERPRETATION, VALIDITY AND ENFORCEMENT OF THIS CONTRACT SHALL BE GOVERNED BY AND CONSTRUED IN ACCORDANCE WITH THE LAWS OF THE STATE OF CALIFORNIA.

ARTICLE 24. BINDING EFFECT

Except as otherwise provided herein, the terms and provisions of this Contract will apply to, be binding upon, and inure to the benefit of the Parties hereto and their respective heirs, legal representatives, successors, and permitted assigns.

ARTICLE 25. NO WAIVER

The failure of ENGIE Services U.S. or District to insist upon the strict performance of this Contract will not constitute or be construed as a waiver or relinquishment of either Party's right to thereafter enforce the same in accordance with this Contract in the event of a continuing or subsequent default on the part of ENGIE Services U.S. or District.

ARTICLE 26. SEVERABILITY

If any clause or provision of this Contract or any part thereof becomes or is declared by a court of competent jurisdiction invalid, illegal, void, or unenforceable, this Contract will continue in full force and effect without said provisions; *provided* that no such severability will be effective if it materially changes the benefits or obligations of either Party hereunder.

ARTICLE 27. HEADINGS

Headings and subtitles used throughout this Contract are for the purpose of convenience only, and no heading or subtitle will modify or be used to interpret the text of any section.

ARTICLE 28. COUNTERPARTS; INTEGRATION

This Contract may be executed in counterparts (and by different Parties hereto in different counterparts), each of which will constitute an original, but all of which when taken together will constitute a single contract. This Contract constitutes the entire contract among the Parties relating to the subject matter hereof and supersedes any and all previous agreements and understandings, oral or written, relating to the subject matter hereof. This Contract cannot be amended, modified, or terminated except by a written instrument, executed by both Parties hereto. Delivery of an executed counterpart of a signature page of this Contract by email will be effective as delivery of a manually executed counterpart of this Contract.

[the Parties' signatures appear on the following page]

IN WITNESS WHEREOF, and intending to be legally bound, the Parties hereto subscribe their names to this Contract by their duly authorized officers as of the Contract Effective Date.

ENGIE SERVICES U.S.:

DISTRICT:

ENGIE Services U.S. Inc.

Mission Springs Water District

By: _____
Name:
Title:

By: _____
Name:
Title:

DRAFT

ATTACHMENT A
FACILITIES

(a) The following District Facilities are included under the Scope of Work as listed below:

Facility	Address	Square Feet
Horton Waste Water Treatment Plant	14601 Verbena Dr. Desert Hot Springs, CA 92240	42,325
Nancy Wright Regional Water Reclamation Facility	19011 Little Morongo Desert Hot Springs, CA 92240	49,955
Well 24	65100-1/2 Pierson Blvd Desert Hot Springs, CA 92240	17,031
Well 27	64261 Dillon Rd. Desert Hot Springs, CA 92240	54,586
Well 29	65700 Ironwood Dr. Desert Hot Springs, CA 92240	43,751
Well 32 & Booster Station	16075 Little Morongo Rd. Desert Hot Springs, CA 92240	66,183
Well 33 (RES-BCT)	19011 Little Morongo Desert Hot Springs, CA 92240	186,906

DRAFT

ATTACHMENT B
STANDARDS OF OCCUPANCY and CONTROL

Not Applicable

ATTACHMENT C
SCOPE OF WORK

California State Contractor's License Number 995037
California Public Works Contractor Registration Number 1000001498

Energy Conservation Measures to Be Implemented

ECM #	Description
RE-01	Photovoltaic (PV) Systems

RE-01 PHOTOVOLTAIC (PV) SYSTEMS

1. Scope Summary

1.1. The table below lists the sites, system size (kW DC), and structure type for the PV systems.

Site	kW _{DC}	Structure Type
Horton Waste Water Treatment Plant	388.8	Ground Mount
Nancy Wright Regional Water Reclamation Facility	388.8	Ground Mount
Well 24	174.96	Ground Mount
Well 27	349.92	Ground Mount
Well 29	204.12	Ground Mount
Well 32 & Booster Station	427.68	Ground Mount
Well 33 (RES-BCT)	2,232.4	Ground Mount

2. General Scope of Work

- 2.1. Provide materials and equipment (modules, inverters, racking systems) necessary to install the ground mount solar PV systems.
- 2.2. Provide engineering services to prepare and submit design drawings, calculations, and submittals to District for approval and to local Utility for interconnection permits.
 - 2.2.1. Under the District's right as a County Water Agency to self-permit projects, designs are assumed to be exempt from City review and permitting costs.
 - 2.2.2. Interconnection fees may be required by Southern California Edison to upgrade existing transformer(s) to support the solar PV systems and upgraded medium voltage service. Interconnection Facilities upgrade allowances have not be allocated, except as described below.
 - 2.2.3. Projects are assumed to be deemed wholly exempt from the requirements of the California Environmental Quality Act (CEQA).
- 2.3. Provide geotechnical evaluations necessary to identify design load parameters around ground mount piles.
- 2.4. Provide necessary project management and construction management for a full and complete installation.
- 2.5. Provide and install PV modules and all necessary mounting hardware for each system.
- 2.6. Provide and install inverters and necessary electrical equipment and conduits to connect to the existing electrical switchgear or meter unless otherwise specified in site specific scope.
- 2.7. Provide and install ground mount racking systems. The structure design will include a post embedment depth of 8'-0" and assumes no de-watering, benching, shoring, or casing. Post embedment depth is assumed to be no more than 8'-0"; if the geotechnical report assessment requires additional depth, it will require a Change Order.
 - 2.7.1. Ground mount assemblies will be designed as a fixed tilt system with a 20 degree tilt angle.
 - 2.7.2. Leading edge height of module to grade clearance will be a minimum of 1'-6".
 - 2.7.3. Inverters will be post mounted.
 - 2.7.4. All structural hardware to be hot-dipped galvanized.
 - 2.7.5. PV modules to be mounted on galvanized steel purlins per approved drawings.
- 2.8. Perform underground utility survey to locate existing utilities that are in the path of horizontal boring, vertical boring or trenching. Unknown utilities that cannot be identified on as-built drawings or via underground locating methods will be treated as unforeseen site conditions.
- 2.9. Provide Best Management Practices (BMPs) to minimize erosion, drainage, and non-stormwater discharges though project completion.
- 2.10. Clear, grub, and grade sites to the extent required for Solar PV system installation.
- 2.11. Generated spoils from earthwork will be spread into the footprint of the array.
- 2.12. Provide and install new net generation output meter (NGOM) to monitor the PV production.
- 2.13. Provide and install electrical conduits for communication wiring from the string inverters to the new Data Acquisition System (DAS).

- 2.14. Provide and install one (1) 2" conduit at each project site for future District use for security cameras.
- 2.15. DAS to be connected to the internet via cellular modem. Online access to PV production data to be provided to District with login.
- 2.16. Start-up, test, and commission the solar systems in accordance with design plan and applicable industry standards.
- 2.17. Secure the project location and provide traffic redirection during rigging operations, and during the move-in and move-out of large equipment.
- 2.18. Preliminary layouts are subject to change upon completion of final engineering.

3. Site Specific Scope

3.1. Horton Waste Water Treatment Plant – 388.8 kW_{DC}

- 3.1.1. Install 388.8 kW_{DC} Solar Photovoltaic (PV) ground mount system.
- 3.1.2. Clear and grade site to the extent required for Solar PV system installation. Array structures will follow existing grade.
- 3.1.3. Provide and install electrical conduits and power wiring from the string inverters to the new electrical panelboard.
- 3.1.4. Tie in new electrical panelboard into the existing electrical switchboard.

Preliminary Layout



3.2. Nancy Wright Regional Water Reclamation Facility – 388.8 kW_{DC}

- 3.2.1. Install 388.8 kW_{DC} Solar Photovoltaic (PV) ground mount system.
- 3.2.2. Clear and grub site to the extent required for Solar PV system installation. Array structures will follow existing grade.
- 3.2.3. Provide and install electrical conduits and power wiring from the string inverters to the new electrical panelboard.
- 3.2.4. Tie in new electrical panelboard into the New Regional Plant new electrical switchboard procured and installed by District. Conduit lengths are assumed to be no more than 1,100'-0"; if the new switchboard location requires additional distance, it will require a change order.
- 3.2.5. Provide and install 6'-0" high chain link perimeter fence with 1'-0" of 3-strand bard wire. Fence to include 20'-0" wide double drive vehicle access gate.

Preliminary Layout



3.3. Well 24 – 174.96 kW_{DC}

- 3.3.1. Install 174.96 kW_{DC} Solar Photovoltaic (PV) ground mount system.
- 3.3.2. Grade and level pile to the extent required for Solar PV system installation.
- 3.3.3. Provide and install electrical conduits and power wiring from the string inverters to the new electrical panelboard.
- 3.3.4. Tie in new electrical panelboard into the existing electrical switchboard.
- 3.3.5. Provide 20'-0" wide fire access road from street to Solar PV array. Access road will be excavated to a depth of 4".
- 3.3.6. Provide and install 6'-0" high chain link perimeter fence with 1'-0" of 3-strand bard wire. Fence to include 20'-0" wide double drive vehicle access gate.

Preliminary Layout



3.4. Well 27 – 349.92 kW_{DC}

- 3.4.1. Install 349.92 kW_{DC} Solar Photovoltaic (PV) ground mount system.
- 3.4.2. Clear, grub, and grade site to the extent required for Solar PV system installation.
- 3.4.3. Provide and install electrical conduits and power wiring from the string inverters to the new electrical panelboard.
- 3.4.4. Tie in new electrical panelboard into the existing electrical switchboard.

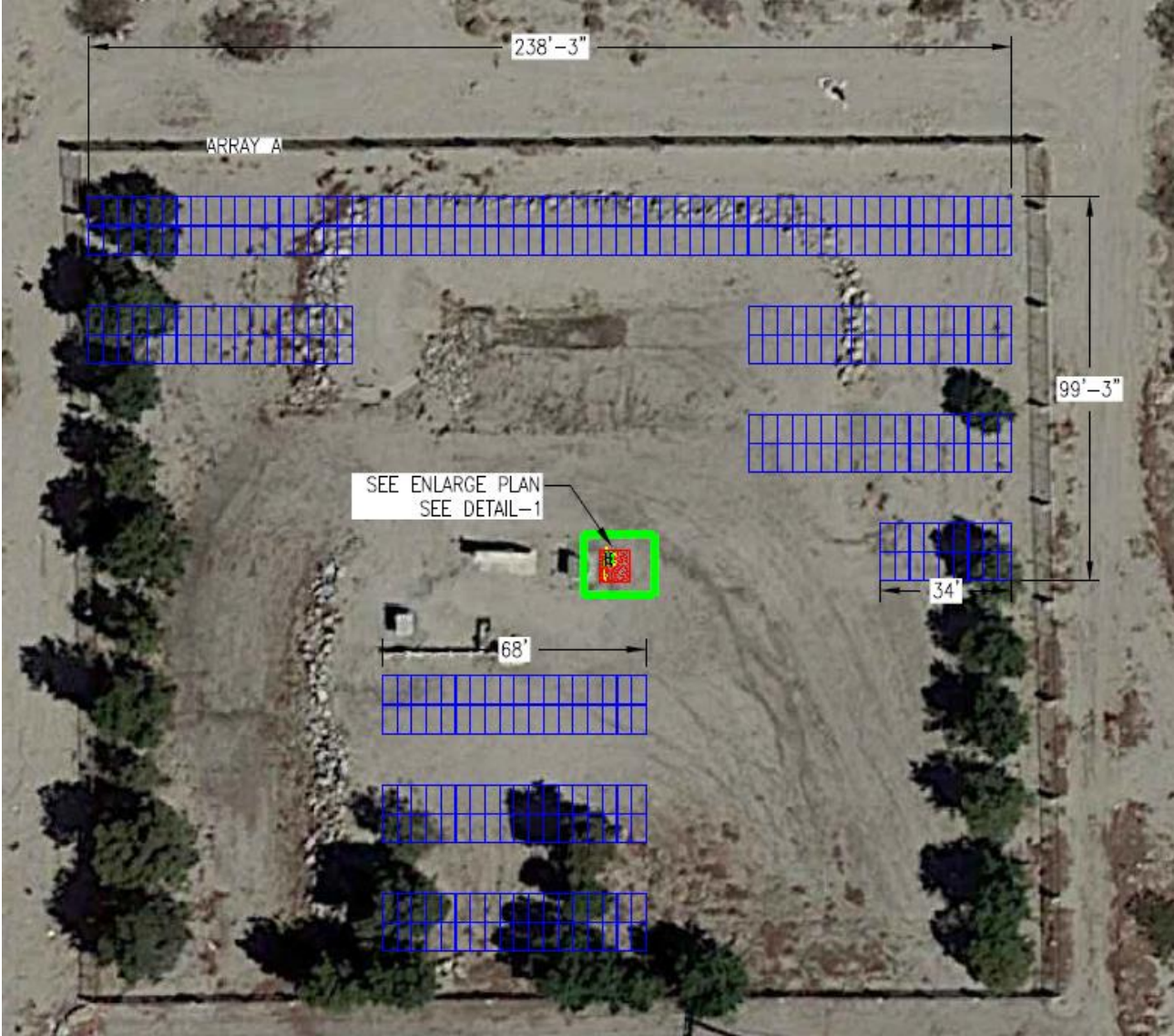
Preliminary Layout



3.5. Well 29 – 204.12 kW_{DC}

- 3.5.1. Install 204.12 kW_{DC} Solar Photovoltaic (PV) ground mount system.
- 3.5.2. Clear, grub, and grade site to the extent required for Solar PV system installation. Includes relocation of rip rap slope protection as required.
- 3.5.3. Remove ten (10) trees in the areas which solar PV arrays will be located.
- 3.5.4. Provide and install electrical conduits and power wiring from the string inverters to the new electrical panelboard.
- 3.5.5. Tie in new electrical panelboard into the existing electrical switchboard.

Preliminary Layout



3.6. Well 32 – 427.68 kW_{DC}

- 3.6.1. Install 427.68 kW_{DC} Solar Photovoltaic (PV) ground mount system.
- 3.6.2. Clear sites to the extent required for Solar PV system installation. Array structures will follow existing grade.
- 3.6.3. Provide and install electrical conduits and power wiring from the string inverters to the new electrical panelboard.
- 3.6.4. Tie in new electrical panelboard into the existing electrical switchboard.

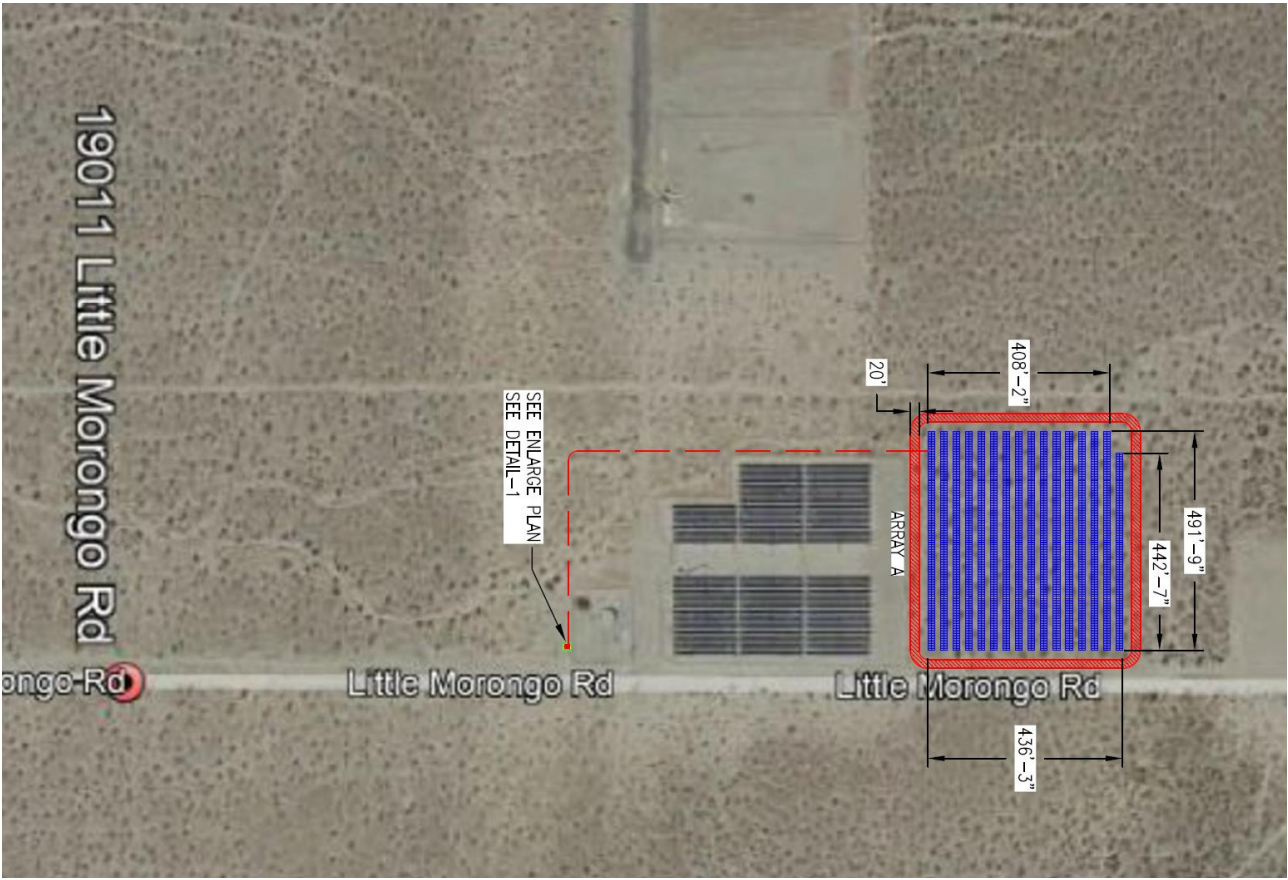
Preliminary Layout



3.7. Well 33 (RES-BCT) – 2,232.4 kW_{DC}

- 3.7.1. Install 2,232.4 kW_{DC} Solar Photovoltaic (PV) ground mount system.
- 3.7.2. Coordinate with Utility to request new medium voltage service to site. Interconnection Facilities upgrade allowance of Two Hundred Thousand Dollars (\$200,000.00) has been allocated for Utility to upgrade the existing electrical service at Well 33. This is an estimated number based on ENGIE Services U.S.’s experience. If the final amount from Utility exceeds Two Hundred Thousand Dollars (\$200,000.00), ENGIE Services U.S. will issue a Change Order to District for the additional Utility amount.
- 3.7.3. Clear and grub sites to the extent required for Solar PV system installation. Array structures will follow existing grade.
- 3.7.4. Provide and install electrical conduits and power wiring from the string inverters to the new electrical panelboards.
- 3.7.5. Furnish and install 480V-12,470 V step up transformers.
- 3.7.6. Tie in new electrical panelboards into the new electrical switchboard. Medium voltage conduit lengths from the new arrays to the new electrical switchboard are assumed to be no more than 1,050’-0”; if the new switchboard location requires additional distance, it will require a Change Order.
- 3.7.7. Tie in existing Solar PV load into the new electrical switchboard. Submit any necessary drawings and specs to District for coordination on existing Solar PV system warranties or maintenance plans in place.
- 3.7.8. Provide and install 6’-0” high chain link perimeter fence with 1’-0” of 3-strand bard wire. Fence to include 20’-0” wide double drive vehicle access gate.

Preliminary Layout



4. General Project Exclusions and Clarifications:

- 4.1. District will be responsible for hiring and paying all inspectors, including any special inspectors.
- 4.2. District will be responsible for paying for inspections and any required Building, Mechanical, and Electrical Permits.
- 4.3. ADA and Fire Life Safety work is excluded.

- 4.4. ENGIE Services U.S. has assumed Construction will be allowed to proceed smoothly and in a continuous flow. No allowance has been made to demobilize and remobilize resources due to schedule interruptions.
- 4.5. Temporary utilities are to be provided by District at no cost to ENGIE Services U.S. (including, without limitation, trailer power, phone lines, and construction power).
- 4.6. Removal and disposal of Hazardous Substances, including asbestos containing materials, to be by District (except as noted above). If ENGIE Services U.S. encounters material suspected to be hazardous, ENGIE Services U.S. will notify District representative and stop further work in the area until the material is removed.
- 4.7. ENGIE Services U.S. will require the assistance of District personnel to secure the Project Location and to provide traffic redirection during rigging operations, and during the move-in and move-out of large equipment.
- 4.8. No allowance has been made for structural upgrades to existing structures.
- 4.9. No allowance has been made for screening of new or existing equipment.
- 4.10. ENGIE Services U.S. standard construction means and methods will be used.
- 4.11. District will provide access to the Facilities, laydown areas at the work sites, and a reasonable number of parking spaces for ENGIE Services U.S. and ENGIE Services U.S.'s subcontractor vehicles in parking lots at the Sites.
- 4.12. Work will be performed during normal work hours; no overtime hours are included in the Contract Amount. The lighting retrofit Work will be performed so as not to unreasonably interfere with the building schedule.
- 4.13. The Scope of Work assumes that, unless specifically identified otherwise, all existing systems are functioning properly and are up to current codes. ENGIE Services U.S. will not be responsible for repairs or upgrades to existing systems that are not functioning properly or compliant with current codes. No allowances have been made to bring existing systems up to code.
- 4.14. No allowance has been made to repair or replace damaged or inoperable existing equipment that is not specifically being replaced under the Scope of Work. When such items are discovered, ENGIE Services U.S. will immediately notify District representative.
- 4.15. No allowance has been made for underground obstructions or unsuitable soil conditions encountered during trenching or other excavation.
- 4.16. Repair or replacement of existing housekeeping pads, concrete pads, or base repair of existing walkway lighting are excluded, except as specifically set forth in this Scope of Work.
- 4.17. Painting, unless specified, is excluded.
- 4.18. With respect to Projects with new equipment connecting to the Facility's existing electrical distribution system, ENGIE Services U.S. will not be responsible for the electrical integrity of the existing electrical system, e.g., the condition and proper termination of current-carrying, grounded, and grounding conductors, bus taps, protective elements, the proper protection of existing wire through knockouts, or missing components. District is responsible for providing and maintaining the facility's electrical distribution system that meets the latest NEC and guidelines adopted by the authority having jurisdiction.

5. ENGIE Services U.S. Beneficial Use and Warranty criteria for specific pieces of equipment:

- 5.1. All materials and workmanship warranties are for 1-year, unless specified otherwise below.
 - 5.1.1. SOLAR PV SYSTEMS – The ENGIE Services U.S. Warranty commences immediately when the Generating Facility is capable of generating expected energy and the Utility is ready to issue the permission-to-operate letter. Solar modules will be provided with a 25-year manufacturer warranty. Solar inverters will be provided with a 20-year manufacturer warranty.

6. Scopes of Work to receive Substantial and Final Completion:

ECM	Scope of Work	Location	Total Qty of SC	Total Qty of FC
RE-01	Solar Photovoltaic (PV) Systems	(7) Sites	7	7

ATTACHMENT D
MONITORING INSTALLATION SCOPE OF WORK

Overview of DAS Network Installation and Equipment Requirements

ENGIE Services U.S. will provide a revenue-grade billing, data acquisition system (DAS). This will provide readily available access to various internal and external information collected on the distributive generation (i.e., solar PV) plants.

ENGIE Services U.S. DAS Monitoring Installation:

- Supply and install hardware specific to the DAS system.
- Supply and install, terminate, label, and test all Data Point of Connection (DPOC) communication cabling from each DAS node to the predetermined and respective DPOC(s); in accordance with District's specifications.
- Test and verify District/Facility network connectivity.
 - a. TCP/IP internal addressing and verification
- Supply, install, and configure a Modbus based digital Net Generation Output Meter (NGOM).
- Provide basic system training to designated District/Facility maintenance staff.

ATTACHMENT E
M&V SERVICES

EQUIPMENT AND FACILITIES COVERED

ENGIE Services U.S. will perform measurement and verification services (“M&V Services”) as set forth in this Attachment E with respect to District’s property at the locations as shown in Attachment A.

I. Definitions:

Capitalized terms used in this Attachment E and not defined in the Contract, have the meanings set forth below:

“**Accumulated Savings**” means, as of any date of determination, the cumulative total of Excess Savings.

“**Actual Energy Rate**” means, for any Measurement Period, utility rates calculated by ENGIE Services U.S. using actual utility billing information supplied by District for that Measurement Period.

“**Average Energy Unit Savings**” means, with respect to any number of consecutive Measurement Periods, the arithmetic mean of the Energy Unit Savings for such number of Measurement Periods.

“**Base Energy Rate**” means the dollars per energy unit for each building and/or each ECM, set forth in this Attachment E, Section (III), and used by ENGIE Services U.S. to calculate the EC Savings.

“**Baseline**” means the energy use established by ENGIE Services U.S. from time to time for each building in the Facilities, taking into consideration Energy Use Factors for such buildings.

“**EC Savings**” means the savings in units of dollars (\$) calculated by ENGIE Services U.S. in the manner set forth in this Attachment E, Section (III), achieved through the reduction in consumption or demand through implementation of the Work.

“**Energy Savings Report**” is defined in this Attachment E, Section (II)(D).

“**Energy Savings Term**” means the period beginning on the first day of the Construction Period and ending on the earlier of: (i) the day immediately preceding the twentieth (20th) anniversary of the M&V Commencement Date; (ii) the termination of the Contract; or (iii) the termination by District of the M&V Services in accordance with this Attachment E, Section (II)(G).

“**Energy Unit Savings**” means the savings in units of energy, power, water, etc., calculated by ENGIE Services U.S. in the manner set forth in this Attachment E, Section (III), achieved through the reduction in consumption or demand through implementation of the Work.

“**Energy Use Factors**” means factors identified by ENGIE Services U.S. which may affect the Baselines or energy use for the Facilities, including but not limited to: hours and levels of occupancy; adjustments in labor force; building use and operational procedures; temperature, humidification, and ventilation levels; installed lighting and scheduled use; building construction and size; general level of repair and efficiency of heating and air conditioning equipment and other energy-using equipment; and amount of heating and air conditioning and other energy-using equipment.

“**Energy Use Savings**” means, for any Measurement Period, those savings, having units of dollars (\$), achieved for such Measurement Period through reductions in energy use, energy demand, water use, and the use of other commodities.

“**Excess Savings**” means the excess of EC Savings over Guaranteed Savings, calculated in the manner set forth in this Attachment E, Section (II)(I)(iv).

“**Guarantee Payment**” means, for any Measurement Period, either: (i) a cash payment by ENGIE Services U.S. to District in an amount equal to the Guarantee Shortfall for that Measurement Period pursuant to this Attachment E, Section (II)(A)(ii); or (ii) additional energy services or energy saving retrofits requested by District with an agreed value equal to the Guarantee Shortfall for that Measurement Period pursuant to this Attachment E, Section (II)(A)(iii).

“**Guarantee Shortfall**” means an amount calculated in accordance with this Attachment E, Section (II)(I)(v).

“**Guaranteed Savings**” means, for any Measurement Period, the dollar amount set forth below for such Measurement Period, as the same may be adjusted from time to time by ENGIE Services U.S. for changes in Energy Rate Factors, Energy Use Factors and consequential revisions to the relevant Baseline:

Measurement Period	Guaranteed Savings
1	\$715,408
2	\$754,183
3	\$977,697
4	\$1,031,122
5	\$1,087,355
6	\$1,146,931
7	\$1,209,848
8	\$1,276,044
9	\$1,345,902
10	\$1,419,243
11	\$1,497,163
12	\$1,578,966
13	\$1,665,305
14	\$1,756,567
15	\$1,852,394
16	\$1,953,930
17	\$2,060,735
18	\$2,173,400
19	\$2,292,308
20	\$2,417,448

“**IPMVP**” means the International Performance Measurement and Verification Protocol prepared by Efficiency Valuation Organization.

“**Projected Energy Savings**” means those Energy Unit Savings, which ENGIE Services U.S. anticipates will be realized from the installation and continued operation of the Work, as set forth in this Attachment E, Section (III).

“**Savings Guarantee**” is defined in this Attachment E, Section (II)(A)(i).

II. Terms and Conditions

A. Guaranteed Savings.

- i. Savings Guarantee. Upon the terms and subject to the conditions set forth herein, ENGIE Services U.S. warrants that District will realize total EC Savings during the Energy Savings Term of not less than the total Guaranteed Savings (the “Savings Guarantee”), as the same may be adjusted from time to time for changes in Energy Rate Factors, Energy Use Factors and consequential revisions to the relevant Baseline.
- ii. Guarantee Payment. For any Measurement Period in which there is a Guarantee Shortfall, ENGIE Services U.S. will pay to District, within thirty (30) calendar days after the acceptance by District of the Energy Savings Report for such Measurement Period, the Guarantee Payment for that Measurement Period.
- iii. Services or Retrofits in Lieu of Guarantee Payment. If in the judgment of District, District would benefit from additional energy services or energy saving retrofits, District and ENGIE Services U.S. may mutually agree that ENGIE Services U.S. will provide such services or retrofits in lieu of the Guarantee Payment for such Measurement Period. For the purposes of this Contract, such services or retrofits will have a deemed value equal to the Guarantee Shortfall for that Measurement Period.
- iv. Excess Savings. For any Measurement Period in which there are Excess Savings, District will repay to ENGIE Services U.S., to the extent of such Excess Savings, any Guarantee Payments previously paid by ENGIE Services U.S. to District and not previously repaid to ENGIE Services U.S. by District, and

the Excess Savings for such Measurement Period will be reduced by the amount of such repayment. If ENGIE Services U.S. has provided services or retrofits in lieu of the Guarantee Payment for a prior Measurement Period, such that the Guarantee Payment for such Measurement Period cannot be repaid by District, then in lieu of such repayment Excess Savings will be increased by the deemed value of such services or retrofits.

- v. Excusable Events. If ENGIE Services U.S. is delayed in, or prevented from, accurately calculating the actual EC Savings for any day of any Measurement Period by reason of any Excusable Event, such circumstance will not constitute a default, and ENGIE Services U.S. will be excused from performing the M&V Services while such event is continuing. During such event, Projected Energy Savings for the month(s) in which such event is continuing will be used in lieu of actual data; *provided* that if three (3) or more years of post M&V Commencement Date data are available for such month(s), the historical average of such data for such month(s) will be used in lieu of Projected Energy Savings.
- vi. Average Energy Unit Savings. For any Measurement Period beginning with fifth (5th), upon completion of that Measurement Period's Energy Savings Report, ENGIE Services U.S. has the right to calculate the Average Energy Unit Savings which have occurred over all previous Measurement Periods. The Average Energy Unit Savings will be applied to all subsequent Measurement Periods to determine the Energy Unit Savings for each remaining Measurement Period. After applying such Average Energy Unit Savings for each subsequent Measurement Period and calculating the resulting EC Savings, if such calculated EC Savings for any future Measurement Period is greater than the Guaranteed Savings for that Measurement Period, then such excess will be Excess Savings and the Savings Guarantee will have been met for that Measurement Period. If such calculated EC Savings for any future Measurement Period is less than the Guaranteed Savings for that Measurement Period, then ENGIE Services U.S. will apply Accumulated Savings then outstanding to determine whether there is a Guarantee Shortfall for that Measurement Period. If a Guarantee Shortfall is calculated to exist for a future Measurement Period, ENGIE Services U.S. may, in its sole discretion, pay to District, not later than the ninetieth (90th) day of such future Measurement Period, the net present value of the Guarantee Shortfall for any or all of such future Measurement Period(s). Net present value will be determined using a discount rate of ten percent (10%).

B. Changes in Energy Use Factors.

- i. Adjustments to Baselines. District will notify ENGIE Services U.S. in writing within ten (10) Business Days of any change in any Energy Use Factor. In addition, data collected by ENGIE Services U.S. during or before the Energy Savings Term may indicate a change in the energy use pattern at the Facilities or any portion thereof and require a change to one or more Baselines. ENGIE Services U.S. will determine the effect that any such change will have on EC Savings and present to District a written analysis of the effects of such changes. ENGIE Services U.S. will also make corresponding revisions to the Baselines and/or EC Savings that it deems appropriate in its reasonable discretion.
- ii. Adjustments to Guaranteed Savings. If a change in any Energy Rate Factor or Energy Use Factor results in a reduction of EC Savings, then the Guaranteed Savings for the corresponding Measurement Period(s) will be decreased by the same amount. ENGIE Services U.S. will notify District, in writing, of all such changes.
- iii. Changes to Facilities. District or ENGIE Services U.S. may from time to time propose to make changes to the Facilities for the express purpose of increasing EC Savings or addressing events beyond its control. It is agreed that these changes will only be made with the written consent of both Parties, which will not be unreasonably withheld. The Baseline will not be adjusted to reflect any changes agreed to under this Attachment E, Section (II)(B)(iii).
- iv. Baseline Adjustment. If ENGIE Services U.S. proposes changes to the Facilities that would not unreasonably interfere with the conduct of District's business or cause District to incur additional costs, and District does not consent to the changes, then ENGIE Services U.S. will adjust the Baselines upward by the amount of savings projected from the changes.
- v. Projected Energy Savings. During the Energy Savings Term, when the ultimate effect of the Work on EC Savings cannot be accurately determined due to pending construction or changes to the Scope of Work, Projected Energy Savings for the Facilities will be used until the effect of the changes can be determined by ENGIE Services U.S.
- vi. Not Used.
- vii. Changes in Energy Use Factors. If District fails to notify ENGIE Services U.S. of changes in Energy Use Factors or fails to supply ENGIE Services U.S. in a timely manner with information that is requested by ENGIE Services U.S. for the calculation of EC Savings, the Energy Unit Savings for the relevant Measurement Period will be deemed equal to the corresponding Projected Energy Savings for

such period. If information for the relevant Measurement Period is supplied at a later date, the Energy Unit Savings will be modified only if and to the extent that the calculated savings for such period exceed the Projected Energy Savings for such period.

- viii. Change Order – Savings Effect. ENGIE Services U.S. will calculate the energy impact of any Change Orders.
- ix. Changes in Savings Calculations. Any changes made by ENGIE Services U.S. to the savings calculations will be presented to District in advance. District will have thirty (30) calendar days to challenge or question the changes in writing.
- x. Inspection of Facilities. District agrees that ENGIE Services U.S. will have the right, with or without prior notice, to inspect the Facilities to determine if District has consistently complied with its obligations as set forth above. If any inspection discloses that District has failed, on or prior to the date of such inspection, to be in compliance with any of its obligations, then the Guaranteed Savings will be assumed to have been achieved for the portion of the Energy Savings Term during which such failure will have existed.
- xi. Interference. District may not cause, and will take all commercially reasonable steps to prevent any third party from causing, any overshadowing, shading or other interference with the solar insolation that falls on the Generating Facility. Upon discovering, or otherwise becoming aware of, any actual or potential overshadowing, shading or other interference with insolation, District will promptly notify ENGIE Services U.S. If an unforeseeable overshadowing or shading condition not caused by ENGIE Services U.S. or its subcontractors exists and continues for five (5) Business Days or more, District agrees that the Guaranteed Savings for such Generating Facility will be reduced based upon such shading condition, and ENGIE Services U.S. may present District with a proposed reduction to the Guaranteed Savings reflecting such overshadowing, shading or other interference.

C. District Maintenance. Beginning at Beneficial Use or Substantial Completion for any portion of the Work, District will maintain such portion of the Work and upon Final Completion will maintain the Project, in accordance with the maintenance schedules and procedures recommended by ENGIE Services U.S. and by the manufacturers of the relevant equipment, such maintenance to include maintaining all landscaping (including tree trimming) in and around the Generating Facilities. District is also responsible for managing the benefitting accounts designated to receive generation credits in regard to the Utility’s RES-BCT tariff to ensure that generation is credited at the preferred rate.

D. Energy Savings Report. Annually during the first five (5) Measurement Periods of the Energy Savings Term, ENGIE Services U.S. will submit to District an energy savings report containing a precise calculation of the EC Savings during the applicable Measurement Period (an “Energy Savings Report”). ENGIE Services U.S. will use its best efforts to submit such Energy Savings Report within ninety (90) calendar days after receipt of all needed information for a Measurement Period, unless additional information is needed to accurately calculate the EC Savings, in which case District will be notified of such a situation within the ninety (90) calendar-day period.

E. On-Site Measurements. District irrevocably grants to ENGIE Services U.S. the right, during the Energy Savings Term, to monitor EC Savings and energy management performance by conducting on-site measurements, including, but not limited to, reading meters and installing and observing on-site monitoring equipment. ENGIE Services U.S. will not exercise such right in a manner that unreasonably interferes with the business of District as conducted at the Facilities as of the date hereof. District will cooperate fully with the exercise of such right by ENGIE Services U.S. pursuant to this Attachment E, Section (II)(E). District will further cooperate with ENGIE Services U.S.’s performance of the M&V Services by providing utility information, changes in Energy Use Factors, and/or additional information as reasonably requested by ENGIE Services U.S.

F. Not Used.

G. Termination of Guaranteed Savings. If (i) District notifies ENGIE Services U.S. in writing of its intent to terminate the M&V Services, (ii) the Contract is terminated by ENGIE Services U.S. for default by District or by District for any reason permitted by the Contract, (iii) ENGIE Services U.S. is no longer the provider of the Maintenance Services set forth in Attachment F, or (iv) District fails to maintain the Project in accordance with this Attachment E, Section (II)(C), or is in default of any of its other obligations under this Attachment E, the obligation of ENGIE Services U.S. to prepare and deliver the Energy Savings Report and to make a Guarantee Payment will also be terminated. If such termination occurs on a date other than the last day of a Measurement Period, ENGIE Services U.S. will have no obligation to make a Guarantee Payment or prepare and deliver an Energy Savings Report for such Measurement Period.

H. Not Used.

I. Calculations.

- i. Calculation of Accumulated Savings. Accumulated Savings will be increased, for any Measurement Period, by the amount of Excess Savings during such Measurement Period, and will be decreased, for any Measurement Period, by the *difference*, to the extent positive, between (i) the Guaranteed Savings for such Measurement Period *minus* (ii) the EC Savings for such Measurement Period. For the avoidance of doubt, Accumulated Savings will not be reduced below zero.
- ii. Calculation of EC Savings. EC Savings for any Measurement Period will be equal to the Energy Use Savings, as adjusted for changes in Energy Use Factors during such Measurement Period. EC Savings achieved during the Construction Period will be included in the EC Savings for the first Measurement Period.
- iii. Calculation of Energy Use Savings. Energy Use Savings will be calculated by ENGIE Services U.S. as the *product* of (i) the Energy Unit Savings *multiplied by* (ii) the greater of (a) the applicable Base Energy Rate or (b) the applicable Actual Energy Rate.
- iv. Calculation of Excess Savings. From and after the M&V Commencement Date, Excess Savings will be calculated by ENGIE Services U.S. as the *difference*, to the extent positive, between (i) the EC Savings for the relevant Measurement Period *minus* (ii) the Guaranteed Savings for such Measurement Period. During the Construction Period, Excess Savings will be calculated by ENGIE Services U.S. in the manner set forth in this Attachment E, Section (III). For the avoidance of doubt, Excess Savings will not be reduced below zero.
- v. Calculation of Guarantee Shortfall. The Guarantee Shortfall, for any Measurement Period, will be calculated by ENGIE Services U.S. as the *difference*, to the extent positive, between (i) the Guaranteed Savings for such Measurement Period *minus* (ii) the sum of (a) EC Savings for such Measurement Period plus (b) Accumulated Savings then outstanding.

III. Methodologies and Calculations

The following details the methodologies and calculations to be used in determining the Energy Unit Savings under this Contract.

Table E-1: Measurement and Verification Methods

ECM	ECM Description	M&V Method	
		Electric Usage	Electric Demand
RE-01	Photovoltaic (PV) Systems	Option B	N/A

- 1. M&V Option B: Energy savings performance of Scope of Work are measured and verified at the end-use site. Option B techniques are designed for projects where long-term continuous measurement of performance is desired and warranted. Under Option B, while some parameter may be stipulated or measured once then stipulated, some individual loads are continuously monitored to determine performance; and this measured performance is compared with an equipment-use Baseline to determine the Energy Unit Savings.
 - a. ENGIE Services U.S. will supply a one-time report to District detailing any initial measurements taken to establish usage Baselines or other parameters. Ongoing post-retrofit measurements will be compared to the Baselines, and the quantified Energy Unit Savings will be calculated and presented in ongoing reports. During the Construction Period, the Energy Unit Savings will be calculated by adding the savings measured for the whole months between Substantial Completion or Beneficial Use of the EC Measure and the M&V Commencement Date.
 - b. Scope of Work
 - i. No baseline measurements are necessary because pre-retrofit PV production is zero. Kilowatt-hours produced by the PV system will be measured using automated metering. Measured interval production kilowatt-hours will be compared against production shown on the monthly utility bills and any differences will be reconciled. Projected kWh production is shown in *Table E-2* below and is projected to degrade by 0.5% per year.

Table E-2: First Year Solar PV Production

Location	Projected Annual Production (kWh)

Horton WWTP	716,041
Nancy Wright Regional WRF	716,041
Well 24	316,230
Well 27	642,865
Well 29	363,715
Well 32 & Booster Station	758,878
Well 33 (RES-BCT)	3,822,287
Total	7,336,057

- ii. Assumptions: Once Work is Substantially Complete, these savings will be measured and verified monthly for the Energy Savings Term.
 - iii. Baselines and Projected Savings: EC Savings will be determined by multiplying the Energy Unit savings by the applicable Base Energy Rate. EC Savings will be calculated and presented in on-going reports. During the Construction Period, the EC Savings will be calculated by adding the production measure for the period between Substantial Completion or beneficial use of the ECM and the M&V Commencement Date.
2. **Base Energy Rates**: EC Savings will be calculated using the Base Energy Rates or Actual Energy Rates for that meter, whichever results in greater EC Savings. Actual Energy Rates will be calculated at the end of each Measurement Period using utility billing information for that Measurement Period and using the same methodology as was employed to determine the base energy rate in the Recommendations.

The Base Energy Rates for each Project Location and Measurement Period shall be as shown in *Table E-3* below.

Table E-3: Base Energy Rates

Measurement Period	Horton WWTP (\$/kWh)	Nancy Wright Regional WRF (\$/kWh)	Well 24 (\$/kWh)	Well 27 (\$/kWh)	Well 29 (\$/kWh)	Well 32 & Booster Station (\$/kWh)	Well 33 - RESBCT (\$/kWh)
1	0.0948	0.0948	0.1853	0.1655	0.1132	0.1154	0.0748
2	0.1005	0.1005	0.1964	0.1754	0.1200	0.1223	0.0792
3	0.1066	0.1066	0.2082	0.1859	0.1272	0.1296	0.1321
4	0.1130	0.1130	0.2207	0.1971	0.1348	0.1374	0.1400
5	0.1197	0.1197	0.2339	0.2089	0.1429	0.1456	0.1484
6	0.1269	0.1269	0.2479	0.2215	0.1515	0.1544	0.1573
7	0.1345	0.1345	0.2628	0.2348	0.1606	0.1636	0.1668
8	0.1426	0.1426	0.2786	0.2488	0.1702	0.1735	0.1768
9	0.1512	0.1512	0.2953	0.2638	0.1804	0.1839	0.1874
10	0.1602	0.1602	0.3130	0.2796	0.1913	0.1949	0.1986
11	0.1698	0.1698	0.3318	0.2964	0.2027	0.2066	0.2106
12	0.1800	0.1800	0.3517	0.3142	0.2149	0.2190	0.2232
13	0.1908	0.1908	0.3728	0.3330	0.2278	0.2321	0.2366
14	0.2023	0.2023	0.3952	0.3530	0.2415	0.2461	0.2508
15	0.2144	0.2144	0.4189	0.3742	0.2560	0.2608	0.2658
16	0.2273	0.2273	0.4440	0.3966	0.2713	0.2765	0.2818
17	0.2409	0.2409	0.4706	0.4204	0.2876	0.2931	0.2987
18	0.2554	0.2554	0.4989	0.4456	0.3049	0.3106	0.3166

19	0.2707	0.2707	0.5288	0.4724	0.3231	0.3293	0.3356
20	0.2869	0.2869	0.5605	0.5007	0.3425	0.3490	0.3557

**ATTACHMENT F
MAINTENANCE SERVICES**

EQUIPMENT AND FACILITIES COVERED

ENGIE Services U.S. will perform preventive maintenance services (“Maintenance Services”) as set forth in this Attachment F with respect to Generating Facilities being constructed on District’s property at the following Project Locations:

Site Name	Site Address	City	State	Zip Code
HORTON WWTP	14601 Verbena Dr	Desert Hot Springs	CA	92240
NEW REGIONAL PLANT	19011 Little Morongo Rd	Desert Hot Springs	CA	92240
WELL 24	65100-1/2 Pierson Blvd	Desert Hot Springs	CA	92240
WELL 27	64261 Dillon Rd	Desert Hot Springs	CA	92240
WELL 29	65700 Ironwood Dr	Desert Hot Springs	CA	92240
WELL 32	16075 Little Morongo Rd	Desert Hot Springs	CA	92240
WELL 33	19011 Little Morongo Rd	Desert Hot Springs	CA	92240

Capitalized terms used in this Attachment F and not defined in the Contract, have the meanings set forth below:

I. Definitions

“**Annual Maintenance Fee**” means a fee payable annually in advance by the District to ENGIE Services U.S., in consideration of the provision of up to twenty (20) years of Maintenance Services. The Annual Maintenance Fee for the first Measurement Period will be Fifty Eight Thousand One Hundred Seventeen Dollars (\$58,117.00). The Annual Maintenance Fee will be increased annually thereafter at the rate of three percent (3%) per annum for the first twenty (20) Measurement Periods, each increase to be effective on the first day of the corresponding Measurement Period. The Annual Maintenance Fee for each Measurement Period after the twentieth (20th) Measurement Period will be negotiated in good faith by the Parties, not later than ninety (90) days prior to the end of the preceding Measurement Period, on the basis of then-prevailing market rates for, e.g., labor and equipment.

II. Term

So long as District pays to ENGIE Services U.S. the Annual Maintenance Fee, ENGIE Services U.S. will provide the Maintenance Services, as described herein, up to twenty (20) years from the M&V Commencement Date on an annualized basis. At the end of this term, District may:

- a. Enter into another agreement with ENGIE Services U.S. to perform Maintenance Services
- b. Enter into an agreement with another service provider
- c. Self-perform preventive maintenance

III. Annual Maintenance Fee; Reporting

The Annual Maintenance Fee for the first Measurement Period will be invoiced by ENGIE Services U.S. to District in a lump sum on the M&V Commencement Date. All subsequent Annual Maintenance Fees will be invoiced by ENGIE Services U.S. on the first day of the corresponding Measurement Period. District, or its designee, will pay ENGIE Services U.S. such Annual Maintenance Fee, without any retention amount withheld, within thirty (30) calendar days after its receipt of the corresponding invoice. Any failure to timely pay the Annual Maintenance Fee in accordance with this Attachment F will be a material default by District, and ENGIE Services U.S., in addition to any other legal, contractual and equitable remedies available to it, will have no obligation thereafter to provide Maintenance Services.

Any amount not paid when due will, from and after the due date, bear Interest. Accrued and unpaid Interest on past due amounts (including Interest on past due Interest) will be due and payable upon demand.

The Annual Maintenance Fee is not refundable for any reason.

Upon completion of any maintenance or repair work, ENGIE Services U.S. will update service logs detailing the work performed, location and any notes relevant to safe and efficient operations. These service logs will be compiled and submitted to District on a quarterly basis.

If ENGIE Services U.S. is no longer the provider of Maintenance Services, District's new provider will maintain similar service logs. ENGIE Services U.S. will have reasonable access to inspect service logs to determine that adequate Maintenance Services are being performed.

IV. Preventive Maintenance Services Provided

ENGIE Services U.S. will provide the following Maintenance Services during the term:

- a. Inspection: Inspect PV modules, combiner boxes, inverters, isolation transformers, and PV service roof penetrations and support structure on an annual basis.
- b. Testing: Perform voltage testing, amperage testing, and infrared scans of inverters, combiner boxes, disconnects and switchgear on an annual basis.
- c. Monitoring: Monitor system performance on a daily basis.
- d. Cleaning:
 - i. Remove dust, dirt, and debris from outside cabinets of combiner boxes, inverters, transformers, and disconnect switches on an annual basis.
 - ii Wash PV modules and remove accumulated dust and debris on an annual basis.

V. Repair Services

If a Generating Facility is damaged and requires safe-off, repair, demolition and/or reconstruction, or otherwise requires repairs outside of warranty, District must contact the ENGIE Services U.S. PV Operations & Maintenance Manager. In the event of damage, any component of the Generating Facility installed by ENGIE Services U.S. can be repaired or reconstructed by ENGIE Services U.S. at District's request. District must submit a request for quotation to the ENGIE Services U.S. PV Operations & Maintenance Manager. ENGIE Services U.S. will inspect the damage and provide a written quotation and complete scope of work to District to restore the Generating Facility to normal operational condition. Before proceeding with repairs, ENGIE Services U.S. and District must execute a work order, on ENGIE Services U.S.'s form, for the agreed scope of work and quotation amount. Repair work is done on a time and materials basis. Standard Business Hours are M-F, 7am to 5pm. Non-business Hours & Saturdays Equals 1.5x Rates. Sundays & Holidays Equals 2.0x Rates.

Labor Category		Straight Time
Hourly Rate – PV Electrical Journeyman Technician ¹	\$/hr.	County Labor Rate
Hourly Rate – PV Electrical Apprentice Technician ¹	\$/hr.	County Labor Rate
Hourly Rate – Engineering ²	\$/hr.	\$ 170.00
Hourly Rate – Administrative ²	\$/hr.	\$ 65.00
Service call-out - Daily minimum fee	\$	\$ 550.00
Mileage	\$	IRS Rate
Material mark-up %	%	15.00
Lift rental fee	\$	Current Market Price

¹Trade Hourly rate will be adjusted based on the current year of the local prevailing wage determination plus Burden, requirement for either travel or subsistence and lodging, and markup for services being requested.

²Escalated according to an inflation rate to the year in which service will occur.

VI. Warranty Services

The ENGIE Services U.S. PV Operations & Maintenance Manager will also be District's point of contact for all issues related to the ENGIE Services U.S. Warranty set forth in Section 9.01 of the Contract. District should refer to Section 9.02 of the Contract for services provided by ENGIE Services U.S. to District in relation to manufacturer's warranties. The terms and conditions of the relevant manufacturer's warranties can be found in the operation and maintenance manuals delivered to District at Final Completion.

VII. Services and Equipment to Be Covered by District

ENGIE Services U.S.'s obligations under this Attachment F are expressly conditioned upon District's payment of the Annual Maintenance Fee and providing and being responsible for the following, without cost to ENGIE Services U.S.:

- a. Making the Generating Facilities described herein available to ENGIE Services U.S. as of the Contract Effective Date.
- b. Operating and maintaining security systems associated with the Generating Facilities.
- c. Managing the benefitting accounts designated to receive generation credits in regard to the Utility's RES-BCT tariff to ensure that generation is credited at the preferred rate.]
- d. Maintaining all landscaping in and around Generating Facilities including tree trimming.
- e. Allowing ENGIE Services U.S. and its personnel access as necessary to the Generating Facilities, and any related areas that may be reasonably necessary for performance of the Maintenance Services, including reasonable work, parking, and equipment staging areas.
- f. Allowing ENGIE Services U.S. and its personnel to access electrical power and other utilities then existing at the Generating Facilities as necessary for ENGIE Services U.S. to satisfy its obligations under the Contract.
- g. Remediating, pursuant to Applicable Law, any known Hazardous Substances encountered by ENGIE Services U.S. during the performance of the Maintenance Services which Hazardous Substances were not deposited by ENGIE Services U.S., including any backfill with clean soil as may be reasonably required.
- h. Insuring the Generating Facilities against loss due to acts of God and the public enemy; flood, earthquake, tornado, storm, fire; civil disobedience, sabotage, and vandalism.

ENGIE Services U.S. will have no obligation to provide the Maintenance Services to the extent such provision of Maintenance Services is materially adversely affected by District's failure to satisfy the conditions set forth in this Attachment F.



ENGIE Services U.S. Energizing Mission Springs Water District

August 21, 2023



Project Goal

- Reduce District Operating Cost

District Electricity Expenditure

Site Name	Address	Annual Usage (kWh)	Annual Usage (\$)	\$/kWh	Solar PV
Horton WWTP	14601 Verbena Dr., Desert Hot Springs, CA 92240	1,786,022	\$370,974	\$0.2077	X
New Regional Plant	19011 Little Morongo Rd., Desert Hot Springs, CA 92240	1,786,022	\$370,974	\$0.2077	X
Well 24	Acoma Ave. & Little Morongo, Desert Hot Springs, CA 92240	815,900	\$229,601	\$0.2814	X
Well 27	64261 Dillon Rd., North Palm Springs, CA 92258	853,800	\$207,030	\$0.2425	X
Well 29	65700 Ironwood Dr., Desert Hot Springs, CA 92240	1,274,766	\$270,369	\$0.2121	X
Well 32 & Booster Station	16075 Little Morongo Rd., Desert Hot Springs, CA 92240	786,771	\$175,332	\$0.2229	X
Well 33 (RES-BCT Accounts)	19011 Little Morongo Rd., Desert Hot Springs, CA 92240	3,955,884	\$706,841	\$0.1787	X
Total		11,259,165	\$2,331,120	\$0.2070	7

Project Scope of Work

- Solar PV scope includes 4,167 kW across 7 sites
- Benefits include:
 - Hedges against rising energy costs
 - Reduces greenhouse gas emissions
 - Incentives through the Inflation Reduction Act (IRA)

Site Name	System Type	Solar Interconnection Type	Solar Size kW
Horton WWTP	Ground Mount	NEM	388.8
New Regional Plant	Ground Mount	NEM	388.8
Well 24	Ground Mount	NEM	175.0
Well 27	Ground Mount	NEM	349.9
Well 29	Ground Mount	NEM	204.1
Well 32 & Booster Station	Ground Mount	NEM	427.7
Well 33 (RES-BCT)	Ground Mount	RES-BCT	2,232.4
Total			4,166.7



What is NEM and RES-BCT (as per CPUC)

- **Net Energy Metering (NEM):** Under NEM tariffs, participating customers receive bill credits for excess generation that is exported to the electric grid during times when it is not serving onsite load. These bill credits are applied to customers' monthly bills at the retail rates (including generation, distribution, and transmission components) that the customers pay for energy consumption according to their otherwise applicable rate structures
- **Renewable Energy Self-Generation Bill Credit Transfer (RES-BCT):** This tariff enables local governments to share generation credits from a system located on one government-owned property with billing accounts at other government-owned properties. The system size limit under RES-BCT is 5 MW, and bill credits are applied at the generation-only portion of a customer's retail rate

Project Cost

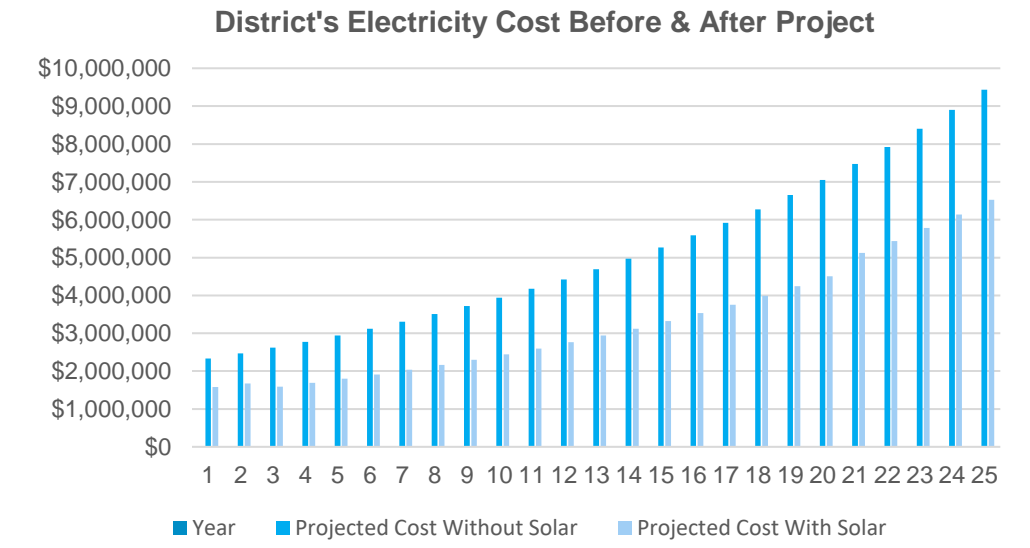
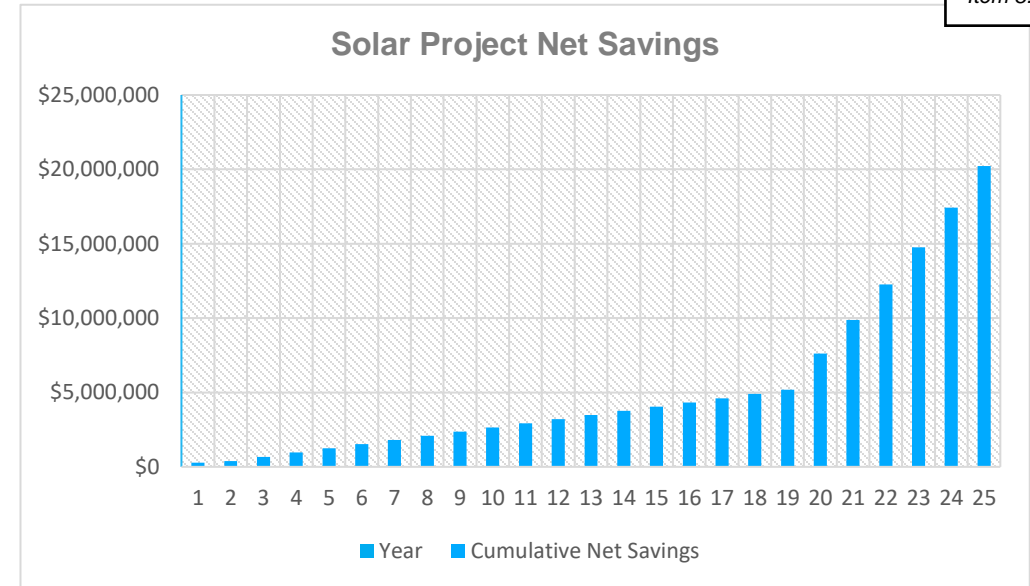
Description	Amount	% of Price
Division 0 - Development & Contracting	\$396,562	
Division 1 - General Requirements	\$1,438,576	
Division 2 - Sitework	\$855,038	
Division 5 - Metals	\$1,789,157	
Division 11 - Equipment	\$2,310,090	
Division 16 - Electrical	\$6,383,153	
Division 17 - Instrumentation	\$162,005	
Division 33 - Utilities	\$247,500	
Subtotal	\$13,582,081	70.3%
Contingency	\$983,505	5.1%
20-year Guaranteed Performance	\$494,357	2.6%
Design and Construction Engineering	\$973,214	5.0%
Subtotal	\$16,033,157	83.0%
Overhead and Profit	\$3,283,900	17.0%
Price	\$19,317,057	100.0%

Project Financing

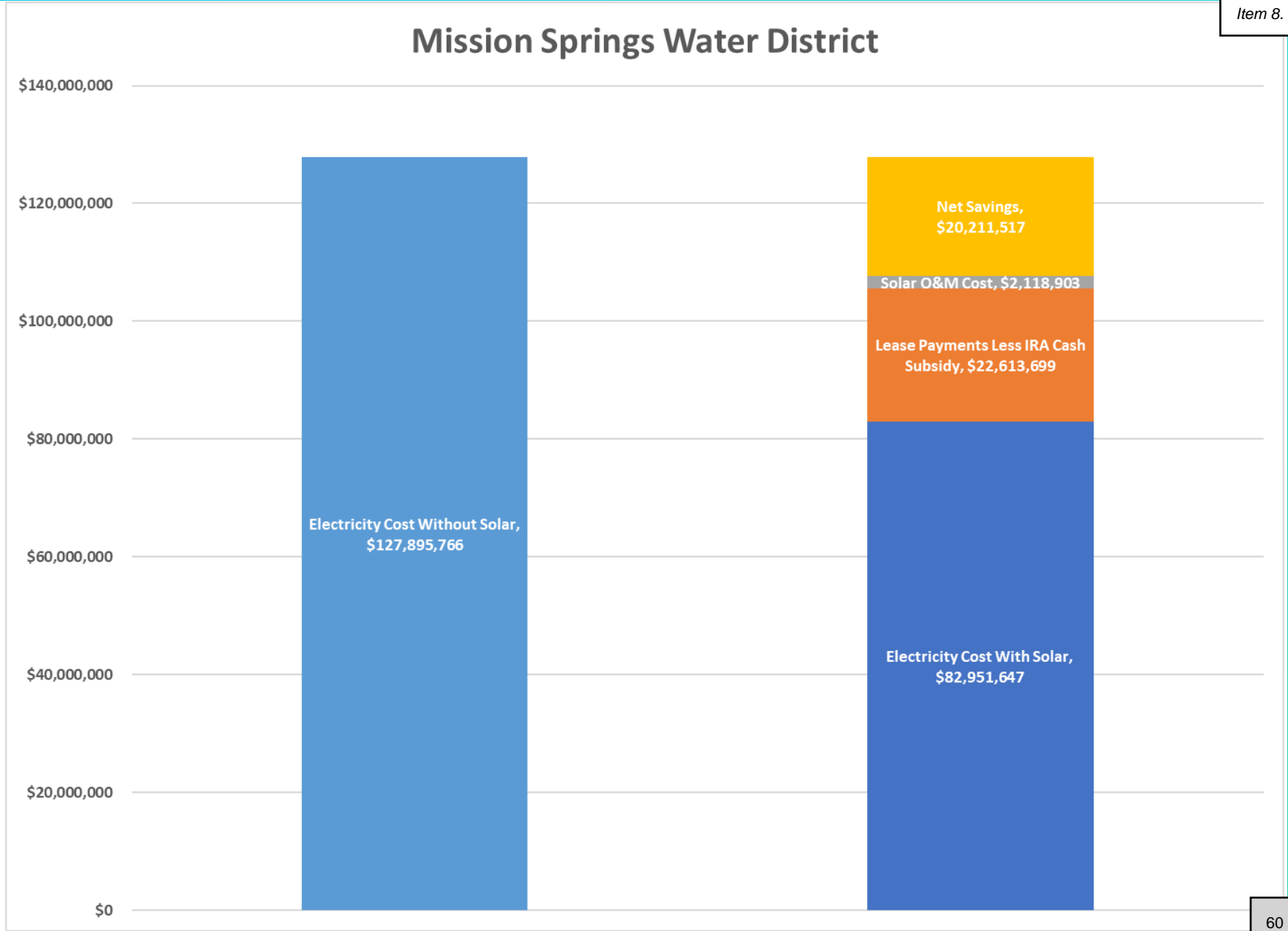
- **Project cost: \$19,317,057**
- **ENGIE Finance Department issued an RFP to thirteen financing companies**
- **The District received three proposals for 20-year finance terms:**
 - **Huntington National Bank: Interest Rate – 4.77%**
 - **Webster Bank: Interest Rate – 4.74%**
 - **Bank of America – 4.25%**
- **The District selected Bank of America**
- **The lease payments vary as per the project savings. See Appendix for cash flow**

Financial Analysis

- **Project cost: \$19,317,057**
- **Financing assumptions:**
 - Project to be financed over 20 years
 - Annual interest rate: 4.25%
 - Annual electricity escalation: 6% (actual annual escalation: 15% over last 4 years)
 - Annual energy savings guaranteed for 20 years
 - All O&M by ENGIE
 - Inflation Reduction Act cash subsidy: \$6.6 million
- **Net annual savings during financing term: Approx. \$281,000**
- **Net savings over project life: \$20 million**



No District Out-of- Pocket Costs



Financial Analysis of Each Site

Site	Interconnection Type	Solar Size kW	Electricity Consumption Offset	Project Cost	Net Project Savings	Net Present Value*	Internal Rate of Return	Simple Payback Period
Horton WWTP	NEM	388.8	42.2%	\$1,786,684	\$1,062,656	\$580,559	7.3%	12.7
New Regional Plant	NEM	388.8	42.2%	\$1,889,495	\$942,299	\$495,333	6.9%	13.2
Well 24	NEM	175.0	40.8%	\$950,580	\$1,690,133	\$1,045,014	12.5%	8.5
Well 27	NEM	349.9	79.3%	\$1,754,117	\$3,020,165	\$1,863,666	12.3%	8.7
Well 29	NEM	204.1	30.0%	\$1,003,366	\$754,142	\$429,086	8.1%	11.9
Well 32 & Booster Station	NEM	427.7	100.0%	\$1,708,235	\$2,104,055	\$1,266,678	10.3%	10.1
Well 33	RES-BCT	2,232.4	100.0%	\$10,224,580	\$10,638,067	\$5,912,291	8.7%	11.8
Total		4,166.7	68.6%	\$19,317,057	\$20,211,517	\$11,592,626	9.1%	11.2

Note: NPV is calculated at a 3% discount rate

Why Do The Project Now?

- **California PUC passed a law (NEM 3.0) in December 2022 drastically reducing the savings from solar projects**
- **ENGIE filed solar interconnection applications in March 2023 on behalf of the District to grandfather the District for the higher NEM 2.0 savings for 20 years**
- **To retain the grandfathering, the projects must be completed by March 2026. With many supply chain issues, there is not too much of a cushion to complete the project by then**
- **The District is eligible to receive a substantial cash subsidy from the Federal Government as per the Inflation Reduction Act. Even though there is substantial funding available in the program, each year of delay in starting the project can potentially reduce the subsidy**
- **SCE has a cap of 124.6 MW in the RES-BCT program. Currently 71.8 MW has already been used up, so a project delay can put an end to this project**

Energy Program Benefits

- Create \$20 million in net savings after paying for all costs over the life of the program
- Reduce the District's overall electricity spend by nearly 40%
- Provide a hedge against rising electricity costs, which are expected to increase substantially in the future
- Grandfather the District into 20-year savings with the current NEM 2.0 and install solar before it becomes unviable in the near future
- Receive \$6.6 million in Inflation Reduction Act cash subsidy
- ENGIE guarantees 95% of the energy savings
- Stimulate local economy and provide local jobs
- Carbon emissions reduction equivalent of removing 1,218 cars off the road annually

Energy Program Roadmap

- **Board Selected ENGIE through RFQ Process**
December 15, 2023
- **Interconnection Applications Submitted**
March 31, 2023
- **Energy Proposal Presentation to Staff**
July 6, 2023
- **Energy Proposal Presentation to Board**
July 13, 2023
- **Energy Proposal Board Study Session**
August 21, 2023
- **Posting of Public Hearing Notice**
September 4, 2023
- **Board Approval of the Project**
September 18, 2023
- **Implementation**
September 2023 – September 2025
- **Celebratory Ribbon Cutting**
October 2025



Financial Analysis

Project Cost								\$19,317,057	Item 8.
District Contribution								\$0	
Amount to be Financed								\$19,317,057	
Finance Term, including Construction Period								19	
Estimated Annual Interest Rate								4.25%	
Annual Escalation of Electricity Cost								6.00%	
Low Income Bonus Credit								Yes	
Annual Degradation of Solar Panels								0.50%	
Annual Escalation of O&M Cost								3.00%	
Year	Electricity Savings - NEM	Electricity Savings - RES-BCT	IRA Direct Payment	Total Program Savings	Lease Payment	Solar O&M Cost	Total Program Costs	Net Savings	
1	\$452,114	\$300,783	\$6,567,799	\$7,320,697	\$6,981,484	\$58,117	\$7,039,601	\$281,096	
2	\$476,845	\$317,236	\$0	\$794,081	\$610,273	\$59,861	\$670,134	\$123,947	
3	\$502,929	\$526,217	\$0	\$1,029,145	\$686,393	\$61,656	\$748,049	\$281,096	
4	\$530,439	\$555,001	\$0	\$1,085,439	\$740,838	\$63,506	\$804,344	\$281,096	
5	\$559,454	\$585,359	\$0	\$1,144,813	\$798,306	\$65,411	\$863,717	\$281,096	
6	\$590,056	\$617,378	\$0	\$1,207,434	\$858,965	\$67,374	\$926,338	\$281,096	
7	\$622,332	\$651,149	\$0	\$1,273,481	\$922,990	\$69,395	\$992,385	\$281,096	
8	\$656,373	\$686,767	\$0	\$1,343,140	\$990,568	\$71,477	\$1,062,044	\$281,096	
9	\$692,277	\$724,333	\$0	\$1,416,610	\$1,061,893	\$73,621	\$1,135,514	\$281,096	
10	\$730,145	\$763,954	\$0	\$1,494,098	\$1,137,173	\$75,830	\$1,213,003	\$281,096	
11	\$770,084	\$805,742	\$0	\$1,575,826	\$1,216,626	\$78,104	\$1,294,730	\$281,096	
12	\$812,207	\$849,816	\$0	\$1,662,023	\$1,300,480	\$80,448	\$1,380,928	\$281,096	
13	\$856,635	\$896,301	\$0	\$1,752,936	\$1,388,979	\$82,861	\$1,471,840	\$281,096	
14	\$903,493	\$945,329	\$0	\$1,848,822	\$1,482,379	\$85,347	\$1,567,726	\$281,096	
15	\$952,914	\$997,038	\$0	\$1,949,952	\$1,580,949	\$87,907	\$1,668,856	\$281,096	
16	\$1,005,038	\$1,051,576	\$0	\$2,056,615	\$1,684,974	\$90,544	\$1,775,519	\$281,096	
17	\$1,060,014	\$1,109,097	\$0	\$2,169,111	\$1,794,755	\$93,261	\$1,888,016	\$281,096	
18	\$1,117,997	\$1,169,765	\$0	\$2,287,762	\$1,910,607	\$96,059	\$2,006,666	\$281,096	
19	\$1,179,151	\$1,233,751	\$0	\$2,412,902	\$2,032,866	\$98,940	\$2,131,806	\$281,096	
20	\$1,243,651	\$1,301,237	\$0	\$2,544,888	\$0	\$101,909	\$101,909	\$2,442,980	
21	\$983,759	\$1,372,415	\$0	\$2,356,174	\$0	\$104,966	\$104,966	\$2,251,208	
22	\$1,037,570	\$1,447,486	\$0	\$2,485,057	\$0	\$108,115	\$108,115	\$2,376,942	
23	\$1,094,325	\$1,526,664	\$0	\$2,620,989	\$0	\$111,358	\$111,358	\$2,509,631	
24	\$1,154,185	\$1,610,172	\$0	\$2,764,357	\$0	\$114,699	\$114,699	\$2,649,658	
25	\$1,217,319	\$1,698,249	\$0	\$2,915,568	\$0	\$118,140	\$118,140	\$2,797,428	
Totals	\$21,201,304	\$23,742,815	\$6,567,799	\$51,511,919	\$29,181,499	\$2,118,903	\$31,300,402	\$20,211,428	65



Statement of Qualifications Mission Springs Water District Energy Conservation and Efficiency Services Plan

July 28, 2022

Prepared For:
Mission Springs Water District
66575 Second Street
Desert Hot Springs, CA 92240

Prepared By:
ENGIE
1420 Iowa Avenue
Riverside, CA 92507



Statement of Qualifications

Mission Springs Water District Energy Conservation and Efficiency Services Plan

July 28, 2022

PREPARED FOR:

Mission Springs Water District
66575 Second Street
Desert Hot Springs, CA 92240

PREPARED BY:

ENGIE
1420 Iowa Avenue
Riverside, CA 92507

Ashu Jain, PE
Senior Program Development Manager
714-473-7837
ashu.jain@engie.com

This proposal, in whole or in part, is to be used only for evaluation purposes. If the proposal is accepted and a contract entered into then, to the extent, federal or state law requires disclosure, advance notice to ENGIE Services U.S. Inc. is requested with a right to oppose or seek to narrow the disclosure. The data subject to this restriction is contained in all sheets marked, "Use or disclosure of data contained on this sheet is subject to the restriction on the title page of this proposal or quotation."

ENGIE Services U.S. Inc. is not a municipal advisor and cannot give advice with respect to municipal securities or municipal financial products. This information is provided for educational purposes about possible financing options and is not the provision of advice, or a recommendation to pursue, any financing option. Consult with your municipal advisor or financial advisor about the financing option appropriate for your situation.

ENGIE Services U.S. Inc. can provide information to your municipal advisor or financial advisor about the hypothetical assumptions and educational scenarios used in these materials. To ensure compliance with requirements imposed by the IRS under Circular 230, we inform you that any U.S. federal tax advice contained in this communication (including any attachments), unless otherwise specifically stated, was not intended or written to be used, and cannot be used, for the purpose of (1) avoiding penalties under the Internal Revenue Code or (2) promoting, marketing or recommending to another party any matters addressed herein.

The information contained herein is general in nature and based on authorities that are subject to change. ENGIE Services U.S. Inc. recommends that you consult your tax adviser to understand its applicability to specific situations. ENGIE Services U.S. Inc., the Respondent, is a wholly owned subsidiary of ENGIE Holdings Inc.



A. Table of Contents



A. Table of Contents

A. Table of Contents.....	1
B. Cover Letter and Executive Summary.....	2
C. Personnel	5
D. Understanding of the Project	11
E. References.....	20
F. List of Representative Projects	23
G. Schedule	24
H. Additional Services	25



B. Cover Letter and Executive Summary

B. Cover Letter and Executive Summary

July 28, 2022

Assistant General Manager
 Mission Springs Water District
 66575 Second Street
 Desert Hot Springs, CA 92240

RE: Energy Conservation and Efficiency Services Plan

Dear Sir:

Mission Springs Water District (MSWD or the District) can save money through a guaranteed energy savings program and engage its local community with a custom program by partnering with ENGIE Services U.S. Inc.

The District can reduce its energy, save money, and modernize its facilities by partnering with ENGIE Services U.S. through a no-cost, no-risk energy project.

The Respondent, ENGIE Services U.S. Inc. (ENGIE Services U.S.), is part of the ENGIE Group (ENGIE), a global company in low-carbon energy services.

As one of the largest energy efficiency companies in the world with a strong local presence and deep experience in Riverside County, ENGIE Services U.S. is qualified to serve the District's objectives specified in this RFQ. By choosing ENGIE Services U.S., the District will partner with one of the **most experienced and financially sound companies in the energy services industry.**

We bring an unparalleled record working with California public entities and have an unmatched understanding of the unique facilities, financial, and community needs that the District will face in the development and delivery of this project. We are confident that the increased rigor of our Water District specific process results in improved outcomes across the board, including lower costs, optimized savings, a greater breadth of proposed technological solutions, reduced risk, and an on-time, on-budget delivery.

ENGIE Services U.S. is the best energy partner for the District and our experience and qualifications will benefit the District in the following ways:

- **No-Cost, No-Risk IGA:** ENGIE Services U.S.'s proposal includes performing the comprehensive energy audit, also known as the Investment Grade Audit (IGA), at no cost and at our own risk. If the District decides not to implement the project after receipt of the IGA, the District will not owe money to ENGIE Services U.S., making the project development risk-free for the District.
- **Excellent Customer References:** We have several Special District partnerships around the state of California, including **Yucaipa Valley Water District, Indian Wells Valley Water District, West County Wastewater District**, and many others. Specifically, in Riverside County, we have completed projects with the following entities: City of Palm Springs, City of Moreno Valley, City of San Jacinto, Banning USD, Jurupa USD, Lake Elsinore USD, Moreno Valley USD, Nuvview USD, and Perris Union High School District.

- More Experienced Resources Than Any Other Company:** We offer more resources in California than any of our competitors. Because of this, ENGIE Services U.S. can work efficiently and effectively to meet and exceed the project schedule. Our California team includes 27 registered California PEs, 11 Certified Energy Managers, and 9 LEED Accredited Professional certified engineers. Our project team has decades of experience and includes in-house project finance, project management, water/wastewater process upgrades, construction management, operations and maintenance (O&M), post-construction training, and measurement & verification (M&V) professionals to ensure savings for years to come. **ENGIE Services U.S. has a team of some of the most talented individuals in the industry that are dedicated to water/wastewater projects.**

- Financial Strength:** We currently have a \$75,000,000 single project bonding limit, with an aggregate bonding capacity of \$1,000,000,000. As a wholly owned subsidiary of ENGIE, we have an investment-grade credit rating and significant balance sheet strength. ENGIE Services U.S. has delivered billions in public sector energy performance contracts nationwide. Our strong fiscal backing means we will be able to offer the District multiple financing options and proudly stand behind our work for years to come.

- Guaranteed Performance:** While our customer references and repeat business can speak to the customer satisfaction and quality of our work, our actual guaranteed performance speaks to our quality performance as well. Our M&V team oversees a **guarantee portfolio in excess of \$900 million** with a national average inception-to-date performance against guarantee is **108% for Comprehensive** projects. This performance is among the leaders in the energy services industry. If project performance does not meet or exceed our guaranteed performance, ENGIE Services U.S. writes the customer a check for the difference, without delay or legal hassle.

- On-Time, On-Budget Delivery with Transparent Open Book Pricing:** ENGIE Services U.S. contracts are firm fixed price where we absorb the technical and financial risks. The only change orders we implement are driven by the customer to incorporate scope they would like to add to the project. **We have a straightforward open book pricing approach.** This approach assures you will receive a top-performing project at a fair and reasonable price. Each identified expense or cost item will be reviewed by the District prior to contract approval. We will bid the installation work competitively and provide all the bids to the District for information.

- Community Based Programs:** We understand your District area’s population is growing immensely, therefore, we believe we can provide a large impact for the residents. At our cost, ENGIE Services U.S. offers a robust community engagement program. Through our community engagement professionals, we can partner with the District and identify ways to support and enrich the community through our energy partnership. ENGIE Services U.S. can create a customized community engagement and education program. For example, we can explore new programs, identify existing District programs that we can support, and partner with the local school district.

48
Years of ESPC experience

Highest Industry Accreditation
NAESCO Energy Services Provider designation

\$700 million
Customer energy costs saved over 11 years

108%
Savings guarantee success rate

\$75 million
Available bonding for single project

9,000+
Energy projects to date

500+
Energy projects for Public Sector Agencies

Potential Project Savings

As discussed in further depth in the proposal, ENGIE Services U.S. has in-house experience for all of the measures listed in the RFQ. Based on the knowledge of our highly experienced team, and our review of publicly available information, we believe there is an excellent opportunity for a financially attractive project for MSWD. However, without having access to your facilities, drawings, and electrical data, all the potential energy conservation measures (ECMs) mentioned below remain to be confirmed. A more detailed description of these ECMs is given in Section D of the SOQ:

- **ECM 1:** Oxidation Ditch Sequenced Aeration at Horton Wastewater Treatment Plant (Horton)
- **ECM 2:** Install VFDs on Oxidation Ditch Aerators at Horton
- **ECM 3:** Solar Installation for Horton
- **ECM 4:** Solar Installation for New Regional Water Reclamation Facility
- **ECM 5:** Mixing in the Storage Tanks to Reduce Disinfectant Use
- **ECM 6:** Pump Upgrades

The total estimated savings from this project are \$580,000 annually with a total project price of \$5,400,000. As the cash flow given on page 19 shows, this project could be very attractive for MSWD with almost \$0.5 million in net savings annually and almost \$15 million over the life of the project.

Given our extensive experience contracting with California public entities on design-build energy projects, we applaud the District's process for carefully considering both qualifications and compliance. Our standard development process as described in Section D ensures clear communication, collaboration and transparency with District staff and leadership throughout the process. If selected as your partner through this RFQ, we are prepared to provide both design and implementation services under a single contract to satisfy the requirements of California Government Code Section 1090. As such, we will conduct the IGA completely at our risk without the need of entering into a Professional Services Agreement.

ENGIE Services U.S. is confident our team brings the highest value and lowest risk to the District due to our public sector experience, company balance sheet, stability, and ability to partner on a unique, customized community engagement program. Should you have any questions, please do not hesitate to reach out to Ashu Jain, Senior Program Development Manager, at (714) 473-7837 or ashu.jain@engie.com.

Sincerely,



Courtney Jenkins

Vice President and General Manager
Authorized to Sign on Behalf of
ENGIE Services US Inc.

Ashu Jain, PE

Senior Program Development Manager
714-473-7837
ashu.jain@engie.com
Primary Point of Contact

Local Office: 1420 Iowa Avenue, Suite 210 Riverside, CA 92507

Corporate HQ: 500 12th Street, Suite 300 Oakland, CA 94607



C. Personnel



C. Personnel

C.1 Organizational Chart

ENGIE’s Project Team’s structure is shown in Figure 1 and details the roles, responsibilities, and relationships between team members. Staff resumes follow the organizational chart.

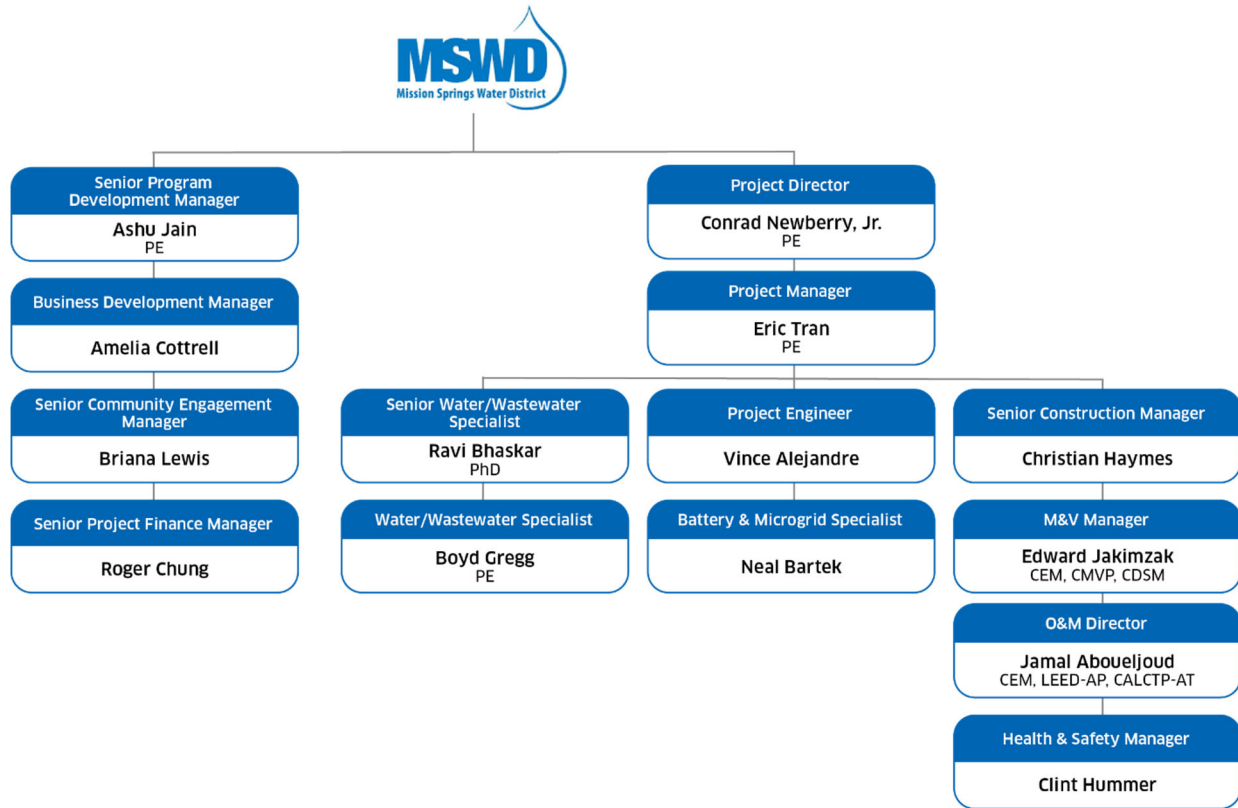



Figure 1. Organizational Chart

C.2 Team Resumes



Ashu Jain, PE
Senior Program Development Manager

Role: Ashu brings 40+ years of experience in solar, HVAC, and energy infrastructure project development to this project.

Years of Experience: 40 years

Education: MBA, University of California, Los Angeles
BS, Mechanical Engineering, Indian Institute of Technology, Kanpur, India

License(s)/Registration(s): Registered Professional Engineer – Mechanical, CA

Relevant California Experience:

- West County Wastewater District
- Yucaipa Valley Water District
- Selma Kingsburg Fowler County Sanitation District
- Indian Wells Valley Water District
- City of Palm Springs
- Victor Valley College
- Copper Mountain College



Amelia Cottrell

*Business
Development
Manager*

Role: Amelia develops and implements energy efficiency and renewable generation projects for public sector clients. She ensures that our programs positively impact our client's general fund, improves facility operations and efficiency, promotes clean renewable energy, and provides measurable improvements to customers' defined goals and objectives.

Years of Experience: 4 years

Education: BA, Finance, Michigan State University, Easting Lansing, MI

Relevant California Experience:

- West County Wastewater District
- Yucaipa Valley Water District
- Central USD
- Santa Barbara Unified School District
- City of Corcoran
- City of Buellton



**Conrad
Newberry, Jr.,
PE**

Project Director

Role: Conrad leads a team of experienced engineers, project managers, and construction personnel fulfilling project implementation.


Years of Experience: 34 years

Education: BS, Mechanical Engineering, California State Polytechnic University, Pomona, CA

License(s)/Registration(s):
Registered Professional Engineer –
Mechanical, CA

Relevant California Experience:

- Indian Wells Valley Water District
- Orange County USD – Multi-Phases
- Los Angeles CCD
- Santa Monica College – Multi-Phases
- Dinuba USD – Multi-Phases
- City of La Habra



Eric Tran, PE

Project Manager

Role: Eric identifies and develops scopes, costs, and savings that address customers' priorities and needs. He also maintains budgets and schedules and ensures stakeholder satisfaction.

Years of Experience: 10 years

Education: BS, Environmental Engineering, University of California, San Diego

License(s)/Registration(s):
Registered Professional Engineer –
Mechanical, CA

Relevant California Experience:

- Indian Wells Valley Water District
- Desert Sands USD
- City of Port Hueneme
- City of Santa Clarita
- City of Corcoran
- County of Tulare
- County of Kings



Vince Alejandre

Project Engineer

Role: Vince provides solar PV, energy storage, electrical and mechanical engineering, solar thermal, lighting, and construction services. He models and designs Battery Energy Storage Systems (BESS) projects and performs site usage audits and rate structure analysis to determine technology feasibility, design, and implementation techniques.

Years of Experience: 8 years

Education: BS, Mechanical Engineering, California State Polytechnic University, Pomona, CA

Relevant California Experience:

- Yucaipa Valley Water District
- County of Riverside
- City of Corcoran
- City of Moreno Valley
- City of San Jacinto
- Montebello USD
- Banning USD
- Burbank USD
- La Mesa Spring Valley USD
- Magnolia SD
- San Diego USD



Briana Lewis

Senior Community Engagement Manager

Role: Briana develops programs that compliment and build on the energy work. She collaborates with customers at every phase of a project, serving as an ongoing point of contact and resource for customers with our education and engagement programs.

Years of Experience: 22 years

Education: MPA, California State University, Dominguez Hills

BA, University of California, Santa Cruz

Relevant California Experience:

- West County Wastewater District
- Nuview USD
- Magnolia SD
- Helendale SD
- Mount Baldy SD
- Montebello USD
- Perris UHSD
- Moreno Valley USD



Neal Bartek

Battery & Microgrid Specialist

Role: Neal ensures that designs, procures, constructs, and microgrid projects meet our customers' requirements. His experience includes microgrids, BESS, distributed controls, and integrating renewable generation.

Years of Experience: 23 years

Education: BS, Operations Research & Industrial Engineering, Cornell University, Ithaca, NY

Relevant California Experience:

- Yucaipa Valley Water District
- Adventist Health Systems/West
- El Dorado UHSD
- Chula Vista ESD
- Santa Barbara USD
- City of Milpitas
- City of Menlo Park
- Solano County
- Sierra Southwest Cooperative: Anza Microgrid



Ravi Bhaskar,
PhD

*Senior
Water/Wastewater
Specialist*

Role: Ravi specializes in energy and operational efficiency improvement measures in water and wastewater treatment plants. His projects include control systems design, aeration optimization, biological nutrient removal process retrofits, and biosolids process optimization.

Years of Experience: 33 years

Education: PhD, Chemical Engineering, University of Kansas

MS, Chemical Engineering, University of Kansas

MSc, Chemistry, University of Madras, Madras, India

BSc, Chemistry, Loyola College, Madras, India

Relevant California Experience:

- West County Water District
- U.S. Patent 8,221,331 for Aeration Basin Dissolved Oxygen control with off gas monitoring (Honeywell)
- U.S. Patent 4,513,034 for membrane with electrically controlled permeability (Merck)
- U.S. Patent 5,120,349 for Microcapsule with temperature sensitive release profile (Landec)



Boyd Gregg,
PE

*Water/Wastewater
Specialist*

Role: Boyd specializes in co-digestion, biosolids, waste-to-energy, and combined heat and power (CHP) systems. He works on many co-digestion, biosolids, waste-to-energy, and CHP projects as an engineer and project manager.

Years of Experience: 20 years

Education: MS, Civil Engineering – Applied Fluid Mechanics, Clemson, University, Clemson, SC

BS, Civil Engineering, Clemson, University, Clemson, SC

License(s)/Registration(s):

Registered Professional Engineer – Civil

Relevant Experience:

- Altoona Water Authority Biosolids Improvement, PA
- City of Oneida's Organics and Water Resource Recovery Center, NY
- Frederick-Winchester Service Authority, VA
- Middle Oconee Water Reclamation Facility (WRF) Expansion and Upgrade, GA
- Northwest Cobb WRF Expansion, GA



**Christian
Haymes**

*Senior Construction
Manager*

Role: Christian manages all facets of field requirements, including safety, customer interaction and communication, permit acquisition, subcontractor selection, pricing, and project coordination.

Years of Experience: 25 years

Education: OSHA-30 Training

Relevant California Experience:

- Los Angeles Community College District
- San Diego USD
- Orange USD
- Los Angeles USD
- Chula Vista Elementary USD
- Escondido USD
- East Los Angeles College



**Edward
Jakimzak,**
CEM, CMVP,
CDSM
M&V Manager

Role: Ed manages all ongoing services necessary to fulfill performance contracting responsibilities. He coordinates and performs all physical measurements and creates the reports in accordance with the International Performance M&V Protocol (IPMVP).

Years of Experience: 18 years

Education: MS, Energy Management, New York Institute of Technology, Old Westbury, NY
BS, Electrical Engineering, California State University, Northridge, CA

Certifications: Certified Energy Manager (CEM) – Association of Energy Engineers (AEE)
Certified Measurement & Verification Professional (CMVP) – AEE
Certified Demand-Side Manager (CDSM) – AEE

Relevant California Experience:

- Yucaipa Valley Water District
- Selma-Kingsburg- Fowler County Sanitation District
- Indian Wells Water District
- West County Wastewater District
- County of Riverside
- County of Kings
- Adventist Health Systems/West
- Santa Barbara USD
- City of Palm Springs
- City of Garden Grove



**Jamal
Aboueljoud,**
CEM, LEED-AP,
CALCTP-AT
O&M Director

Role: Jamal directs all post-construction field commitments, including O&M and warranties.

Years of Experience: 23 years

Education: MS, Mechanical Engineering, Lawrence Technological University, Southfield, MI

BS, Mechanical Engineering, Lawrence Technological University, Southfield, MI

License(s)/Registration(s):


CEM – AEE

LEED AP – USGBC

California Advanced Lighting Controls Training Program (CALCTP-AT) – CEC

Relevant California Experience:

- Yucaipa Valley Water District
- Selma-Kingsburg- Fowler County Sanitation District
- Indian Wells Water District
- County of Riverside
- Adventist Health Systems/West
- Santa Barbara USD
- City of Palm Springs



Roger Chung
*Senior Project
Finance Manager*

Role: Roger has arranged more than \$400 million in paid from savings project financings in various structures. He is responsible for analyzing client needs/ concerns and then structuring and coordinating all project financing activities to assure the optimal form and cost of financing is obtained.

Years of Experience: 17 years

Education: BS, Management Science, University of California San Diego, CA

Relevant California Experience:

- Indian Wells Valley Water District
- West County Water District
- Santa Barbara USD
- City of Moreno Valley
- Kings County – Multi-Phases
- Adventist Health Systems/West



Clint Hummer

*Health & Safety
Manager*

Role: Clint specializes in construction safety consulting, risk assessment, training, and regulatory compliance. He provides a broad spectrum of loss control, risk management, environmental and safety services.

Years of Experience: 16 years

Education: BA, Public Administration, Rutgers University, Camden, NJ

Relevant California Experience:

- Indian Wells Valley Water District
- West County Water District
- Santa Barbara USD
- City of Moreno Valley
- Kings County – Multi-Phases
- Adventist Health Systems/West



D. Understanding of the Project



D. Understanding of the Project

D.1 Project Approach

D.1.1 Performing Site Assessments and Identifying Infrastructure Improvements

ENGIE offers true turn-key design-build general construction services specializing in energy and water conservation, water, and wastewater process upgrades, building system retrofits, and renewable generation and battery energy storage projects. ENGIE has the people, processes, technology, and delivery model to meet and exceed MSWD’s requirements and expectations.

The principal guideline ENGIE has adopted for delivery of a successful project is the concept that team members assigned to a project will remain with that project from conception through commissioning. This approach ensures continuity and the concepts that were derived in the audit are reflected in the engineering designs and installation at the facility.

Figure 2 shows our 7-Step Process of developing and managing a performance-based energy services project. We have been honing this process for more than 48 years. Many in the industry attempt to emulate this approach, but none can match the efficiency and success that only decades of experience can bring.



Figure 2. ENGIE’s 7-Step Project Development Process



STEP 1

Feasibility Study: The feasibility study is a preliminary engineering assessment of project feasibility yielding a budgetary savings and cost analysis. It is an early, quick overview of energy-saving potential and is typically conducted soon after selection.



STEP 2

Investment Grade Audit: The audit is an investment-grade, computer-modeled audit yielding energy savings and a detailed scope of work with an M&V plan. This audit will uncover more specific savings in lighting, mechanical and control equipment, building automation systems, energy storage, water and wastewater process upgrades, water conservation, and solar PV. The audit is a thorough and detailed accounting of your energy-consuming infrastructure right down to nameplate data.



STEP 3

Engineering: The engineering and design will include the preparation of specifications and submittals, including design and construction documents by our registered PEs. Sound, unbiased strategies from experienced professional energy engineers will provide you with a roadmap that is engineered in-house to ensure all customer requirements are fully met.



STEP 4

Construction Management: On-site construction management of your project, using seasoned ENGIE personnel, will ensure the project scope is constructed correctly. ENGIE uses an organized and time-tested process that minimizes disruption to the customer's operation and staff. The construction managers are responsible for construction scheduling, subcontractor and vendor coordination, safety programs, security issues, permits and licenses, and progress meetings with subcontractors and vendors. They inspect all work of the subcontractors for compliance to design and performance specifications. Complete as-built drawings are prepared for the customer at the conclusion of the construction phase.

During the implementation phase, our on-site construction manager will hold weekly or bi-weekly construction meetings with designated facilities maintenance staff and contractors. These meetings will consist of reviewing the previous week's construction progress, outstanding issues, and action items, and cover the anticipated schedule for the next few weeks. The construction manager will coordinate the anticipated installation/retrofit of equipment with MSWD's facilities maintenance staff.

In addition, we use proven construction methods to ensure ongoing operations are maintained to extent possible, including:

- Rigorously employ OSHA safety guidelines and practices for all workers and during material lifts to the roof as this work is especially hazardous
- Supervising contractor attendance and use of personal protective equipment at the work site
- Following an accelerated installation process to minimize our construction phase impact on local activities
- Employing security personnel as needed to monitor job sites overnight and help with traffic when construction necessitates changing regular traffic flow
- Scheduling installations with MSWD staff that may temporarily impact parking availability to assure limited disruption to the daily activities



STEP 5

Commissioning: This is the customer's quality assurance process. An experienced ENGIE team conducts point-to-point examinations of all installed equipment and systems affected to ensure 100% of all performance standards are met.



STEP 6

Training: We fully understand that training ensures the long-lasting success of a project. At the conclusion of construction and commissioning, we provide training that is tailored to address both the components of the equipment installed and the needs of the customer.



STEP 7

Monitoring and Verification: Customized monitoring and M&V designed to sustain energy savings over the long term, completes the cycle of exceeding customer expectations. Our committed in-house monitoring staff includes over 15 team members experienced in tracking, forecasting, and alarm notification of energy use and equipment functionality. Our M&V methodology employs the IPMVP, which NAESCO (National Association of Energy Services Companies) recognizes as the standard guideline of how savings resulting from energy conservation projects should be measured.

Our in-house energy management staff will conduct monitoring electronically to the extent possible. We will provide the District staff with monthly reports documenting utility savings to ensure that savings accrue as projected and create a customized program to meet the customer's needs. On-going monitoring also means that any problems that may occur with building operation will be discovered in a timely fashion, thereby helping to maximize the opportunity to correct problems quickly.

ENGIE stands behind its performance guarantee. If ENGIE does not achieve the promised savings, ENGIE will perform a failure analysis and will reconcile the difference with the District. Reconciliation can take the form of providing additional work or services or providing the District with a check that accounts for the difference between the guaranteed and realized savings.

D.1.2 Funding for California Public Agency Infrastructure Needs and Sustainability Programs

ENGIE helps its customers with project finance by offering information and perspective based on our experience delivering hundreds of projects to a wide variety of customers, each with their own unique technical and economic circumstances and desired outcomes.



We do not act as financial advisor, but we can help facilitate the entire financial review and solicitation process. We have the in-house experience to help craft customized financing solutions for projects that provides optimal outcomes, reduces risk, and maximizes financial returns.

ENGIE has helped facilitate financing of \$2.5 billion in paid from savings projects for our public sector clients throughout the US. ENGIE maintains a dedicated project finance team staffed with experienced professionals who keep apprised of developments in energy project finance, financial markets, rebates, and utility incentives.

Our project finance department also maintains strong relationships with leading banks, financial advisors, and renewable energy financiers, which will ensure that the District has access to all available resources. We will review financing options with MSWD staff throughout the development cycle and help make the project viable by identifying the lowest-cost, highest-value funding instruments. **We do not charge any fee for facilitating the financing.**

Type of Instrument, Typical Term, and Frequency of Payments

Based on the size and scope of a project for MSWD, we would investigate the following financing options as part of an overall financing plan:

- **Tax Exempt Lease Purchases (TELP) or Installment Purchase Agreement (IPA):** ENGIE can submit a request for proposal (RFP) for competitive financing proposals. This is 100% financed through capital lease using equipment as collateral, with longer terms available using real property as collateral. The interest rates are low tax-exempt, up to 20-year terms per statute, and with semi-annual or monthly payments.
- **Debt financing including lease-backed Certificates of Participation (COPs), Bonds (General Obligation, Revenue, Clean Renewable Energy Bonds, etc.):** ENGIE can work with MSWD's municipal advisor to structure the project for maximum savings utilizing low tax-exempt interest rates, 20- to 30-year terms, and with semi-annual payments.
- **Power Purchase Agreement (PPA):** ENGIE can provide an energy purchase contract for distributed generation components that utilizes tax benefits to enhance cost structure, 100% financing, and contract terms on 20 or longer year contracts with possible early buyout provisions, paid on a monthly basis.
- **State and Federal Grants:** ENGIE has worked with an array of public agencies throughout the state to identify state and federal grand funding opportunities to support the implementation efforts of this project.
- **Utility Rebates and Incentives:** ENGIE has extensive experience assisting public sector clients leverage multiple funding sources, including grants, rebates, incentives, utility, and maintenance budget savings. Our in-house finance team continually tracks financial markets, utility rebate and incentive programs, and other public and private grant and incentive opportunities. Over the past 5 years, ENGIE has helped to secure more than \$200 million in state and utility incentive or rebate funding on behalf of our customers in California.

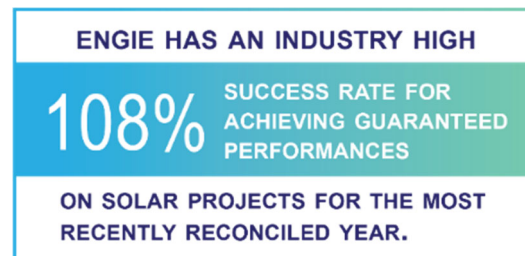
- **On-bill financing (OBF):** OBF is a utility program that provides funding for qualified energy efficiency improvements that uses the utility bill as the repayment vehicle. OBF is a no fee, 0% loan with terms and maximum loan amounts that vary depending on type of applicant. Payments are calculated to be “bill neutral” based on savings achieved by the project.
- **Any combination of self-funding (capital contribution)** in combination with other financing options above.

D.2 Savings

D.2.1 Approach to Projecting and Proving Utility Savings

Projecting and Proving Energy Savings

ENGIE uses many proven engineering methods to estimate energy savings, including computer modeling, graphical analysis, sub-metering and testing of facilities, spreadsheet analysis, and field M&V. Our goal is to select an M&V approach that is straightforward and can be easily verified by the customer and/or their third-party reviewer.



ENGIE guarantees performance by establishing a baseline energy use, predicting the savings reduction by using industry established building modeling and calculations, and monitoring and verifying the energy reduction throughout the guarantee.

Establishing the Baselines Energy Use and Projecting Savings

Energy consumption savings are calculated by establishing a baseline (an equation that describes the energy that would be consumed if no energy efficiency measures were installed) and subtracting from that baseline the actual post-installation energy consumption. This procedure applies to all forms of energy, including electric, natural gas, steam, and even water consumption. Dollar savings are calculated by applying the appropriate consumption unit charges to the calculated consumption savings and summing overall forms of energy.

The energy consumption or usage attributable to a given ECM is determined as the product of its rate of consumption and the duration of that consumption. Quantifying the pre- and post-installation energy consumption may be a straightforward matter (e.g. change in light fixture wattage) or a complex procedure, depending on the variability of consumption rates and duration.

Electrical demand savings are based on maximum demand reduction. In general, post-installation demand during the peak demand month is subtracted from base-period demand for the same month and adjusted for miscellaneous changes in equipment. Dollar savings depend on local utility rate structures. The best method for calculating savings of a given measure may include using modeling software such as DOE-2/eQuest or Trace 600, or may involve spreadsheet analysis or other accepted, standard engineering procedures. Calculations will follow the methodology of ASHRAE or other nationally recognized authority and will be based on sound engineering principles.

The savings are proved by an M&V process as described further starting on the next page.

D.2.2 Methodology and Formulas Utilized for Reporting of Savings

For any energy services performance contracting program, the selection of an appropriate M&V plan is key to the success of the contract. To assure confidence in these processes, ENGIE

follows the IPMVP. NAESCO recognizes this protocol as the standard guideline of how savings resulting from energy conservation projects should be measured.

The IPMVP defines 4 broad options for M&V of energy savings. Each option is applicable to specific situations, and oftentimes, more than one option is possible. Multiple options are frequently implemented on a single project. Due to the variables and dynamics that are unique to each performance contract, and often to each facility within a performance contract, an individual M&V plan must be developed for each situation. While the specifics may vary, the general method employed will always follow one of the techniques outlined in the IPMVP Guidelines, which are categorized in Figure 3 below.

	Option A	Option B	Option C	Option D
Savings Calculation	Engineering Calculations: Short-term or continuous post-retrofit measurements	Engineering Calculations: Short-term or continuous measurements	Analysis of Whole Facility: Utility meter/sub-meter data	Energy Use Simulation: Calibrated with hourly or monthly utility billing data of end-use metering
Example Application	Measure power draw periodically for a lighting retrofit.	Apply controls to vary the load on a constant speed pump using a variable speed drive. A kWh meter is installed to measure actual energy use of the drive.	Multifaceted energy management program affecting many systems in a building. Measure energy use via gas and electric utility meters for a 12 month base-year period and throughout the post-retrofit period.	Multifaceted energy management program affecting many systems in a building, but where no base year data is available. Measure post-retrofit energy use by utility meters and base year energy use is determined by simulation using a calibrated model.

Figure 3. IPMVP Options

There are various formulas used in the calculation of the energy savings. These formulas depend on the specific ECM. If ENGIE is selected by the District, we will provide a detailed writeup and calculations on the energy savings of the ECMs we develop.

D.2.3 Monitoring Services After Implementation

For measuring savings after construction is complete, ENGIE has one of the largest, most experienced M&V teams in the industry. A professional engineer, Certified M&V Professional (CMVP), with more than 25 years in performance contracting leads a team of full-time committed staff, with 7 staff members in California, and an average time in performance contracting of over 15 years each.

The team has overseen hundreds of guarantees and currently has more than 250 clients with ongoing guarantees. In 2021, ENGIE reconciled \$105 million in at-risk energy guarantees. **The team has one of the highest success rates in the industry — 5-year average of 108% — for achieving our guaranteed performance on projects.** If project performance does not meet or exceed our guaranteed performance, ENGIE writes the customer a check for the difference, without delay or legal hassle.

The exact scope of monitoring required for the District is determined during the design phase and tailored to the energy measures to be implemented. For example, monitoring savings from more efficient lighting would probably not be required, while real-time monitoring for solar PV production is an important part of continued savings. ENGIE uses a proprietary web-based system, Utilityvision™, to monitor data acquired from our energy projects.

ENGIE created a robust web-based energy management platform to manage our diverse portfolio of renewable and energy efficiency projects. We branded this platform Utilityvision. Utilityvision is not only a powerful solar monitoring and data reporting tool, but it can also provide site, building, or individual ECM level diagnostics, trends, and energy consumption profiles depending on the project and our customer needs. ENGIE currently receives about three million data records per day from active renewable energy and energy efficiency customers.

As a standard, we provide monthly value reports from Utilityvision that we can customize based on project and customer needs. Administrative personnel can also use Utilityvision to create summary reports while facilities managers can set alarms and run trend analysis diagrams with the click of a button. **The result is energy intelligence.**

Utilityvision enables our customers to make energy decisions from a place of confidence and assuredness and provides the following:

- **Find anomalies in energy data** in real-time via 15-minute interval data instead of waiting until you get your monthly energy bill
- **Visualize the data** in ways that make sense for a variety of stakeholders from senior administrative leadership to facilities managers and custodial staff – all of whom play an important role in energy conservation
- **Monitor performance of ECMs** so that staff leadership can report on the successes of the programs in which you have invested
- **Identify trends** over time to spot recurring issues and resolve them quickly
- **Track guaranteed performance** to ensure that the investment is performing as hoped
- **Provides alarming capabilities** to alert personnel to excessive energy consumption immediately to reduce lost savings

There are several analytical tools with the Utilityvision platform that assist in the above tasks. Staff will be trained to use the analysis tools to run a variety of reports such as load profiles, trend analysis, and diagnosis, and will also have access to the responsive customer service and support provided by the ENGIE team.

D.2.4 Expected Annual Saving for the District

Based on the knowledge of our team, and our review of publicly available information, we believe there is an excellent opportunity for a financially attractive project for MSWD. However, without having access to your facilities, drawings, and electrical data, all the potential ECMs mentioned below remain to be confirmed. We would like to evaluate the following ECMs, if we are selected by MSWD:



- **Wastewater Facility Operations:** The entire operation of Horton, including all the processes and equipment will be evaluated for upgrades and improvements. Sewer lift stations will be evaluated for upgrades, including high efficiency pump motors.
- **HVAC Replacements:** We will evaluate for all MSWD facilities.
- **Interior and Exterior Lighting:** We will evaluate LED lighting for all MSWD facilities. This will include installation of solar lighting for underlit areas.
- **Solar Installations:** We will evaluate solar installations for the Horton, New Regional Water Reclamation Facility, District Office, and well pumps.

- **Battery Energy Storage Systems:** BESS will be evaluated for the Horton, New Regional Water Reclamation Facility, and well pumps. As Southern California Edison (SCE) has run out of incentive funding for battery storage, it is likely that this technology will not be financially viable. We will, however, do the analysis upon selection.
- **Water Conservation Measures:** These will be evaluated for all facilities
- **Building Automation System (BAS):** BAS and SCADA systems will be evaluated for all facilities for upgrades.
- **Pumped Storage Hydropower:** This technology achieves the same goal of energy storage as BESS, but could be financially more attractive. We will evaluate this ECM, if selected.
- **VFD Upgrades:** All pumps will be evaluated to see if variable frequency drives (VFDs) can help reduce the operating cost.

Please note that we will evaluate all the ECMs mentioned above, including pumped storage, if we are selected. However, we are presenting below some potential ECMs that we can estimate using publicly available information to demonstrate our capability and experience as well as to provide MSWD with approximate savings possible from this project. Obviously, without doing detailed analysis, these ECMS, along with the capital costs and savings, are very conceptual in nature.

<p>ECM 1 – Oxidation Ditch Sequenced Aeration at Horton</p>	<p>Install control systems to regulate oxidation ditch operation to reduce nutrients in the effluent. Potentially run the rotors for a long time to complete nitrification, then turn them off with large bubble mixing to allow denitrification.</p> <p>Mission Springs is under heavy pressure to reduce nutrients in the discharge and the Horton plant has no nutrient removal. Install ammonia and nitrate sensors to determine when full nitrification has been achieved. At full nitrification, the surface aerators would be turned off and the large bubble mixing system would be turned on for mixing.</p> <p>An oxidation reduction potential probe would be installed to monitor for proper anoxic conditions and to ensure the system doesn't become anaerobic. After denitrification has occurred, the surface aerators would be turned back on and the cycle would repeat.</p> <p>Capital Cost: \$1,000,000. Energy Savings: \$45,000 per year.</p>
<p>ECM 2 – Install VFDs on Oxidation Ditch Aerators at Horton</p>	<p>The motors for the oxidation ditch aerators appear to be two-speed. Installing VFDs to control the speed of these motors would allow reduced energy usage. Dissolved Oxygen probes would be installed as well. The motor aerator speed would be adjusted to meet a dissolved oxygen setpoint as read by the dissolved oxygen probes.</p> <p>Capital Cost: \$500,000. Energy Savings: \$60,000 per year.</p>
<p>ECM 3 – Solar Installation for Horton</p>	<p>We understand that MSWD has a 1 MW solar project that is using SCE's RES-BCT (Renewable Energy Self Generation Bill Credit Transfer) rate schedule for cost avoidance at various MSWD accounts. We are guessing that Horton is one of the benefitting accounts for the solar project.</p> <p>RES-BCT rate schedule is very unattractive compared to having solar on site and using SCE's Net Energy Metering rate schedule. We would like to evaluate removing Horton as a benefitting account for the current solar project and installing a 300 kW solar project on site.</p> <p>Capital Cost: \$900,000. Energy Savings: \$80,000 per year.</p>

<p>ECM 4 – Solar Installation for New Regional Water Reclamation Facility</p>	<p>Currently MSWD has a 1 MW solar project that is using SCE’s RES-BCT rate schedule for cost avoidance at various MSWD accounts. This solar project is located next to this facility.</p> <p>As we mentioned above, the RES-BCT rate schedule is very unattractive compared to having solar on site and using SCE’s Net Energy Metering rate schedule. It will be financially very attractive to have the current solar project be directly connected to the electric meter for this new facility and change it from RES-BCT to NEM rate schedule. We will work with SCE to make this happen.</p> <p>Capital Cost: \$500,000. Energy Savings: \$120,000 per year.</p>
<p>ECM 5 – Mixing in the Storage Tanks to Reduce Disinfectant Use</p>	<p>The MSWD website mentions 24 storage tanks in service. Mixing in finished water storage will allow for better distribution of disinfectant, often resulting in lower dosing. Mixers can be powered by either compressed air or solar.</p> <p>Capital Cost: \$300,000. Chemical Cost Savings: \$25,000 per year.</p>
<p>ECM 6 – Pump Upgrades</p>	<p>Determine the wire to water efficiency on all the well pumps and implement one of the following measures to improve efficiency. The well pumps could be operating outside of the best efficiency point.</p> <p>If operating in this regime, the pumps could experience excess vibration, cavitation, and/or heat generation. These could all lead to excessive energy usage, and excessive wear and tear on the pumps, resulting in further degradation of pumping performance. Depending on the outcomes of the evaluation, the prescriptive solution could be to replace the pump, replace the impeller in the pump, or install a VFD.</p> <p>We used Figure 4 on the next page (showing one of two for illustrative purposes) and cataloged the well pumps in the system. We developed a list of the pumps and their installed horsepower based on calculating the differential pressure and flow rates. The average pump size is approximately 100 hp.</p> <p>Capital Cost: \$2,200,000. Energy Savings: \$250,000 per year.</p> <div data-bbox="581 1197 1318 1671" data-label="Diagram"> </div>

Figure 4. Process for Determining Pump Size

For the project as outlined on the previous page, the **Total Estimated Capital Cost** works out to **\$5,400,000** and the **Total Annual Savings** are **\$580,000** annually.

To demonstrate the benefit of this project over its life, we have included a project cash flow below with industry standard assumptions on interest rates, finance term, electricity escalation, and

operation costs. As the cash flow shows, this project could be very attractive for MSWD with almost **\$0.5 million in net savings annually** and almost **\$15 million over the life of the project**.

Mission Springs Water District Comprehensive Energy Services Program								
Preliminary Cash Flow Analysis								
Project Cost								\$5,400,000
District Contribution								\$0
Amount to be Financed								\$5,400,000
Finance Term								20
Annual Interest Rate								3.75%
Annual Escalation of Electricity Cost								5.00%
Annual Escalation of O&M Cost								3.00%
Annual Degradation of Solar Panels								0.5%
Year	Solar Energy Savings	Energy Efficiency Savings	Chemical Cost Savings	Total Program Savings	Lease Payment	Solar Maintenance Cost	Total Program Costs	Net Savings
Year 1	\$200,000	\$355,000	\$25,000	\$580,000	\$94,112	\$26,000	\$120,112	\$459,888
Year 2	\$208,950	\$372,750	\$25,750	\$607,450	\$120,782	\$26,780	\$147,562	\$459,888
Year 3	\$218,301	\$391,388	\$26,523	\$636,211	\$148,739	\$27,583	\$176,322	\$459,888
Year 4	\$228,069	\$410,957	\$27,318	\$666,345	\$178,045	\$28,411	\$206,456	\$459,888
Year 5	\$238,276	\$431,505	\$28,138	\$697,918	\$208,766	\$29,263	\$238,030	\$459,888
Year 6	\$248,938	\$453,080	\$28,982	\$731,000	\$240,971	\$30,141	\$271,112	\$459,888
Year 7	\$260,078	\$475,734	\$29,851	\$765,664	\$274,730	\$31,045	\$305,775	\$459,888
Year 8	\$271,717	\$499,521	\$30,747	\$801,984	\$310,119	\$31,977	\$342,096	\$459,888
Year 9	\$283,876	\$524,497	\$31,669	\$840,042	\$347,218	\$32,936	\$380,154	\$459,888
Year 10	\$296,580	\$550,722	\$32,619	\$879,921	\$386,108	\$33,924	\$420,032	\$459,888
Year 11	\$309,852	\$578,258	\$33,598	\$921,707	\$426,877	\$34,942	\$461,819	\$459,888
Year 12	\$323,717	\$607,170	\$34,606	\$965,494	\$469,615	\$35,990	\$505,605	\$459,888
Year 13	\$338,204	\$637,529	\$35,644	\$1,011,377	\$514,419	\$37,070	\$551,489	\$459,888
Year 14	\$353,338	\$669,405	\$36,713	\$1,059,457	\$561,387	\$38,182	\$599,569	\$459,888
Year 15	\$369,150	\$702,876	\$37,815	\$1,109,841	\$610,625	\$39,327	\$649,952	\$459,888
Year 16	\$385,670	\$738,020	\$38,949	\$1,162,639	\$662,243	\$40,507	\$702,750	\$459,888
Year 17	\$402,929	\$774,920	\$40,118	\$1,217,967	\$716,356	\$41,722	\$758,078	\$459,888
Year 18	\$420,960	\$813,667	\$41,321	\$1,275,947	\$773,085	\$42,974	\$816,059	\$459,888
Year 19	\$439,798	\$854,350	\$42,561	\$1,336,708	\$832,557	\$44,263	\$876,820	\$459,888
Year 20	\$459,479	\$897,067	\$43,838	\$1,400,383	\$894,904	\$45,591	\$940,495	\$459,888
Year 21	\$480,040	\$0	\$0	\$480,040	\$0	\$46,959	\$46,959	\$433,081
Year 22	\$501,522	\$0	\$0	\$501,522	\$0	\$48,368	\$48,368	\$453,154
Year 23	\$523,965	\$0	\$0	\$523,965	\$0	\$49,819	\$49,819	\$474,146
Year 24	\$547,413	\$0	\$0	\$547,413	\$0	\$51,313	\$51,313	\$496,099
Year 25	\$571,909	\$0	\$0	\$571,909	\$0	\$52,853	\$52,853	\$519,057
Year 26	\$597,502	\$0	\$0	\$597,502	\$0	\$54,438	\$54,438	\$543,064
Year 27	\$624,240	\$0	\$0	\$624,240	\$0	\$56,071	\$56,071	\$568,169
Year 28	\$652,175	\$0	\$0	\$652,175	\$0	\$57,754	\$57,754	\$594,422
Year 29	\$681,360	\$0	\$0	\$681,360	\$0	\$59,486	\$59,486	\$621,874
Year 30	\$571,909	\$0	\$0	\$571,909	\$0	\$52,853	\$52,853	\$519,057
Totals	\$12,149,859	\$11,738,414	\$671,759	\$24,560,032	\$8,771,658	\$1,236,961	\$10,008,618	\$14,551,413



E. References



E. References



1

Yucaipa Valley Water District
Yucaipa, CA

Project Size
\$25.9 million

Total Project Net Savings
\$73 million

Start / Completion Dates
2019 / Ongoing

Contact
Joe Zoba
909-797-5119
zoba@yvwd.us

Description of Services

- 7.4 MW of solar ground mount
- 3.3 MW/13 MWh battery energy storage system
- 3.2 MW of natural gas gensets and microgrid controllers

Funding Sources

PPA, SGIP

Benefits

- Keep rates stable while hedging against rising energy costs
- Improve the District’s capacity to serve residents
- Meet the District’s long-term resiliency goals
- Ensure safe, reliable power to the District’s key facilities during public safety power shutoff (PSPS) events

“Maintaining the reliability and resilience of our energy and water systems is the key to long-term sustainability and our overall success. The YVWD depends on uninterrupted power 24/7 to conduct mission critical operations. This project not only allows critical facilities to remain operational if there is a grid outage but also reduces our carbon footprint.”

YVWD General Manager Joseph Zoba



2

Indian Wells Water District
Ridgecrest, CA

Project Size
\$6.9 million

Total Project Net Savings
\$9 million

Start / Completion Dates
2016 / 2018

Contact
Don Zdeba
(760) 384-5555
don.zdeba@iwwwd.us

Description of Services

- 2.08 MW of solar PV projects across five water well sites and the District Office
- LED lighting at the District Office
- Replace aging HVAC units at the District Office

Funding Sources

TELP

Benefits

- Expected to generate \$9.4 million in savings over the program life
- Expected to reduce District electricity spending by approximately 63%
- Offsets carbon emissions equivalent to removing 574 cars from highways annually

City of Palm Springs, CA



3

Project Size

\$17.5 million

Total Project Net Savings

\$4.2 million

Start / Completion Dates

2013 / 2014

Contact

Staci Schafer
760-323-8167
staci.schafer@palmspringsca.gov

Description of Services

- Retrofitted Municipal Cogeneration Plant and converted Sunrise Cogeneration Plant to a new electric and cooling plant
- New utility metering and energy management systems and centralized irrigation control system
- LED lighting retrofits

Funding Sources

Bond Funds, Certificates of Participation, TELP

Benefits

- Saved 3.6 million kWh per year
- Saved more than 260,000 therms of gas and 108 million gallons of water annually
- Aligned with state-wide climate action goals
- Reduced annual greenhouse gas emission equivalent to removing 535 passenger vehicles off Palm Springs roadways each year

City of Moreno Valley, CA



4

Project Size

\$2.9 million

Total Project Net Savings

\$13 million

Start / Completion Dates

2017 / 2018

Contact

Jeannette Olko
951-413-3502
jeannetteo@moval.org

Description of Services

- Installed 611 kW of solar photovoltaic (PV) across nine structures at City Hall
- Installed 75 kW of energy storage capacity
- Integrated energy storage system with existing electric vehicle (EV) charging stations

Funding Sources

Cash Contribution (GF, CIP, etc.)

Benefits

- Expected to generate more than 1.05 million kWh in the first year of the program, the equivalent to powering 84 homes
- Provides an informational kiosk in City Hall displaying energy savings data to the public

“We strive to engage as many citizens as possible in our transition to clean energy production and the City Hall solar array is our opportunity to make our efforts tangible for people. We couldn’t be more excited to provide this sustainable energy project to the public.”

Mayor Yxstian A. Gutierrez

**West County
Wastewater
District**
Richmond, CA



5

Project Size

\$62.4 million

Total Project Net Savings

\$83 million

Start / Completion Dates

2021 / Ongoing

Contact

Andrew Clough
Deputy General Manager
510-222-6700
AClough@wcwd.org

Description of Services

- 1.1 MW Solar PV
- 450 kW Cogeneration System
- LED Lighting
- EV Chargers
- WWTP Upgrades: New Grit Separation System, Rotary Drum Thickeners, High Efficiency Aeration Blower, New Digesters, Sludge Dewatering System, Sludge Thermal Dryer System, and Equalization Basins
- Production of Class A Biosolids
- Community Engagement

Funding Sources

Certificates of Participation

Benefits

- \$83 million in net program life savings
- Expedite Capital Improvement Plan substantially
- Upgrade the wastewater treatment processes to increase efficiency
4.2 million kWh energy use reduction guaranteed per year
- 93% reduction in greenhouse gas over the life of the program



F. List of Representative Projects



F. List of Representative Projects

In addition to the projects highlighted in Section E, a list of representative projects demonstrating our relevant experience in the last 3 years is provided in Table 1 below.

Customer	Contract Amount (Millions)	Wastewater	HVAC	Lighting	Solar	BESS	BAS	Water	Community Engagement
City of American Canyon	\$5.2								
City of Buellton	\$4.6								
City of Corcoran	\$10.8								
City of Escalon	\$5.7								
City of Firebaugh	\$4.5								
City of Hercules	\$3.9								
City of Lakeport	\$4.5								
City of Madera	\$18.8								
City of Mendota	\$3.9								
City of Milpitas	\$33.9								
City of Pismo Beach	\$4.9								
City of Port Hueneme	\$3.7								
Contra Costa County Fire Protection District	\$4.3								
County of Solano	\$4.1								
County of Tulare – Multi-Phases	\$37.4								
Hayward USD	\$32.6								
Jurupa USD	\$4.1								
Lake Elsinore USD	\$2.6								
Santa Barbara USD	\$22.0								
Selma-Kingsburg-Fowler County Sanitation District	\$9.8								

Table 1. ENGIE's Proven Track Record of Successful Relevant Projects



G. Schedule



G. Schedule

Table 2 below highlights ENGIE’s preliminary Timeline/Schedule to complete each task in the scope of services for this project. If selected for this project, this schedule will be finalized with the District’s input.

ID	Task Name	Duration in Days	Start	Finish
1	Notice of Selection for the Project	0	09-20-22	09-20-22
2	Project Kick-Off Meeting	0	09-27-22	09-27-22
3	Site Walk of all Included Facilities: <ul style="list-style-type: none"> • Inventory of all energy consuming equipment • Identification of the major energy consuming equipment and processes 	1	10-04-22	10-05-22
4	Utility Bills Analysis: <ul style="list-style-type: none"> • Analysis of at least one year of historical utility billing data • Develop energy rates and costs figures for all utilities 	4	10-10-22	10-14-22
5	Feasibility Study: <ul style="list-style-type: none"> • Analysis of opportunities for ECMs and their potential saving and payback periods 	18	10-10-22	10-28-22
6	Meeting with District for identification of suitable retrofits and technology for these measures	0	10-31-22	10-31-22
7	Investment Grade Audit: <ul style="list-style-type: none"> • Develop final scope of work • Develop guaranteed savings for each ECM • Develop maximum guaranteed price of each ECM 	91	11-01-22	01-31-23
8	Staff review and decision on final scope of work, savings, and pricing	27	02-01-23	02-28-23
9	Approval of Energy Services Contract & Financing	30	03-01-23	03-31-23
10	Engineering & Permitting	90	04-01-23	06-30-23
11	Construction	214	07-01-23	01-31-24
12	Commissioning	28	02-01-24	02-29-24
13	Training	28	02-01-24	02-29-24
14	Punch List & Final Completion	30	03-01-24	03-31-24
15	M&V of Energy Savings	20 years	04-01-24	03-31-43

Table 2. Project Schedule



H. Additional Services



H. Additional Services

H.1 Community Engagement

H.1.1 Our Approach

ENGIE believes in giving back to the communities who we partner with in the public sector. We provide this service at no-cost to the District. We believe that our construction projects drive opportunity for communities by maximizing the impact of installing renewables and implementing ECMs in your community that **create jobs, stimulate the local economy, and provide education resources**. With the District’s service area’s population flourishing and growing rapidly, we can provide a lot of value to your community. ENGIE’s comprised of community impact team former educators, nonprofit leaders, and outreach experts is committed to building custom comprehensive engagement programs that deliver valuable, high-quality, engagement and educational resources for communities.


The experience and creativity of the community impact team can support multiple departments within MSWD—such as Programs & Public Affairs, Customer Service, Operations, and Engineering—add value to both your energy project, your community, and your organization.

ENGIE works hard to listen to our partners, to understand their goals so that we can collaborate on programs to meet those unique needs. For example, **ENGIE could help support your ‘Student Drink Water Festival’ and ‘Groundwater Guardian Program.’**

Below are examples of various engagement scopes for water and energy programs we have designed and implemented in California.




West County Wastewater District

Looking to focus on workforce development and creating a pipeline of interested and qualified wastewater employees, ENGIE has partnered with the District to develop and implement:

 <p>Full internship program for local community college students, including all necessary recruitment, training, assessment and feedback documents and processes.</p>	 <p>Communications support: social media posts, website optimization, guest speakers guide.</p>
 <p>Multimedia projects including timelapse project video, interactive maps, and virtual tours.</p>	 <p>Commitment to identifying and applying for grants and awards that will highlight the progressive view and actions around energy, climate, and overall sustainability measures.</p>





City of American Canyon

Supporting their Marketing Department of one, and building an employee pipeline for their Wastewater Department by attracting local talent; ENGIE partnered with the City to deliver:

 <p>Paid internships to support the City’s Wastewater and Marketing departments.</p>	 <p>Communications support through City newsletter articles and project updates.</p>
 <p>Supporting City Earth Day events over multiple years with youth activities and hands-on materials, energy savings tips, and other handouts and giveaways.</p>	

City of Milpitas

With a water infrastructure program ranging from residential and business AMI to automated water testing and treatment, to secure web-based systems, ENGIE enhanced the project with:

 <p>Successful application for an international Smart 50 award for the smart work done around wastewater, residential water, and overall energy and resiliency.</p>	 <p>Creation of an online Sustainability Portal to share project initiatives, progress, and impacts.</p>
 <p>Development of an informational web page, 24-hour call center, and multi-lingual print outreach for the smart water meter roll out to residents and businesses.</p>	 <p>Support and creation of community outreach events: Earth Day and Sustainability Cycling Tour.</p>

Our community impact team will meet with key engagement leaders and stakeholders at MSWD to determine a unified vision for your engagement program. We look forward to understanding the unique values, goals, and initiatives of the District, and developing a program that will support and propel those forward. Below are elements of an engagement program that are flexible and can be shaped and refined once we are selected and learn more about your specific goals.

H.1.2 Community Events

ENGIE would love to support community events, like the Student’s Drinking Water Festival, with a range of activities. From providing support, booths, and activities for existing events to creating a new custom outreach event for the District. As an example, the City of Milpitas has a strong cycling community and together we are developing a sustainability bike ride for residents to bike to several of the City’s green projects and learn about them from City staff.

H.1.3 Communications

ENGIE can provide project updates, energy saving tips, and write ups on various topics to include on water bills or MSWD website. We can help to develop or refresh a sustainability or project hub on the District’s website. We can also provide presentations at Board meetings or community events, develop social media posts, and even videos to educate residents about the energy project.

H.1.4 Education

ENGIE can enrich your existing Kid’s Corner on your website with new activities. We can support your Groundwater Guardian program and participating schools by creating a deeper engagement program with MSWD or in providing design challenges, hands-on materials, guest speakers, or site field trips to the existing programs. We can bring activities for preschool through high school students on a range of topics from water, energy, sustainability, climate change and resiliency, and engineering.

H.1.5 Paid Internships

ENGIE has put considerable time and effort into developing an internship program that provides youth with real work experience; enriching and networking experiences with mentors; and exposure to and communication with interns nationwide. Interns can work onsite supporting MSWD.

H.1.6 Civic Spark Fellow

ENGIE can leverage its partnership with CivicSpark, a resiliency focused division of AmeriCorps, to bring a full-time fellow to the District. CivicSpark Fellows, recruited from the country’s top sustainability-focused programs, spend 11 months with agencies to help build capacity for research, planning, and implementation. Projects focus on climate change, energy, wastewater, stormwater, and other environmental topics.

A quote from the Fellow’s supervisor at the City of Lakeport:

“Alex has entered the past 4 years of lift station and wastewater plant data into a complex spreadsheet. This has allowed us to analyze the flow trends with dry weather conditions vs. storm events and how the flows correlate with rainfall and lake levels. This data has allowed us to determine the areas most affected by inflow & infiltration so we can begin to further investigate and plan mitigation efforts which will in turn lead to greater capacity.”

H.1.7 Award Identification and Application

ENGIE wants to share the leadership, initiative, and impacts of our partners with the broader community. Bringing attention to your sustainability work both inspires other communities and recognizes and rewards your dedication and work for your residents and stakeholders. ENGIE can research and identify award and grant opportunities for MSWD pertaining to our partnership’s sustainability and outreach programs. ENGIE can manage the writing, compilation, editing, submission, and follow-up process that comes with these opportunities.

H.1.8 Local Business Outreach and Participation

ENGIE's efforts to build local supplier capacity and use local businesses are among the most important contributions ENGIE makes in the communities where we operate. Investing in these suppliers and contractors helps foster local economic development and meet business needs across the U.S. We are committed to creating local jobs for skilled men and women working in the region’s construction industries.

Examples of the job creation and economic impact from our projects are depicted below. We will prioritize the construction businesses within the District’s boundaries to help support the local economy and reinvest public funds in the community. Examples of new and/or local jobs that have been generated from our projects include:

City of Livermore will create 188 new jobs over the life of the program
Selma-Kingsburg-Fowler County Sanitation will create the equivalent of 244 jobs resulting from the economic multiplier effect
Franklin McKinley School District created 70 jobs
East Side Union High School District created 85 local jobs
Salinas City Elementary School District created more than 20 union construction jobs

To implement projects, we prefer to use local subcontractors with outstanding track records. We use an extensive pre-qualification process to select local subcontractors and suppliers for our projects. This process is based on our experience identifying subcontractor quality that assures optimal contract completion and quality performance, service, and products. Figure 4 highlights the benefits of local hiring.



ENGIE
1420 Iowa Avenue
Riverside, CA 92507
www.engie-na.com

©2022 ENGIE

AGENDA STAFF REPORT



MEETING NAME: REGULAR BOARD MEETINGS

MEETING DATE(S): SEPTEMBER 14 & 18, 2023

FROM: BRIAN MACY, INTERIM GENERAL MANAGER

FOR: ACTION X DIRECTION INFORMATION

AWARD OF CONTRACT AGREEMENT FOR THE SUPPLEMENTAL ENVIRONMENTAL PROJECT TO R.E. CHAFFEE CONSTRUCTION, INC.

STAFF RECOMMENDATION

Authorize the Interim General Manager to execute a contract agreement to complete the Supplemental Environmental Project in the amount of \$390,877 plus a 10% contingency for a total of \$429,964.70, to R.E. Chaffee Construction, Inc., and augment the project budget an additional \$250,000 for the cost of construction, and inspection and authorize the Interim General Manager to do all things necessary to complete the project.

SUMMARY

On July 18, 2023, MSWD started the advertising period for the Supplemental Environmental Project to connect 21 properties to MSWD sewers as required by the settlement of an enforcement action with the Colorado River Basin Water Board. On August 17, 2023, three bids were received from Legacy Craft Construction, R.E. Chaffee Construction and Tri-Star Contracting II, Inc.

ANALYSIS

Upon receipt, staff analyzed the bids, submittals, and the contractor's licenses of each of the bidders. The bid analysis revealed that the apparent lowest bidder at \$351,965.00, Legacy Craft Construction was deemed non-responsive as their bid did not include all the necessary information. The second bidder, RE Chaffee Construction, Inc. is licensed as a Class 'A' contractor and capable of performing the necessary work. Staff recommends awarding the SEP Project to RE Chaffee Construction, Inc. in the bid amount of \$390,877.00 plus a 10% contingency for a total of \$429,964.70.

FISCAL IMPACT

The SEP Budget for the 2023/2024 Fiscal Year allows for \$300,000 of project costs. A budget augmentation of \$250,000 is necessary to accommodate the construction costs, site inspections and contingencies for the project. Including the requested budget augmentation, the project budget will be adjusted to \$450,000. The engineer's construction estimate was \$221,000.

ATTACHMENTS

Bid Summary
Bid Analysis

FINANCIAL DATA		
Cost Associated with this action:	\$429,964.70	
Current FY cost:	\$429,964.70	
Future FY cost:	-0-	
Is it covered in current year budget:	YES <input checked="" type="checkbox"/>	NO <input type="checkbox"/>
Budget adjustment needed:	YES <input checked="" type="checkbox"/>	NO <input type="checkbox"/>
If yes, year needed:	FY2024	
All previous contracts including dates, amounts and board approvals are attached or have been made available.		
FUNDING SOURCES		
Source of funds:	101/301	
BID/Job#	11732	
Current BID/Job balance	\$216,033.89	
Balance remaining if approved:	\$36,069.19	



MEMORANDUM

Date: August 31, 2023 Job# E110-90

To: Eric Weck, P.E.
Engineering Manager
Mission Springs Water District

From: Steven Ledbetter, P.E.
TKE Engineering, Inc.

Subject: Supplemental Environmental Project Bid Review Summary

TKE has completed its review of the three bid proposals submitted for the Supplemental Environmental Project (SEP Project), MSWD Project No. 23-003-S TM2. Below is a summary of each bid submittal and our findings related to responsiveness and a comparison of the engineer's estimate and low bid amount.

Legacy Craft Construction Inc. (Legacy):

The bidder submitted all required bid documentation, including the Acknowledgement of Addenda form. Legacy has 3 years' experience, but has only provided one private resident reference for one project. Additionally, said private project reference was for a total contract amount of \$27,590.00; less than 10% of the cost for the proposed SEP Project. In addition, the list of manufacturers provided includes Valencia Pipe Company and Fernco.

Legacy's designation of subcontractors list includes one (1) sub for ABS pipe installation equating to approximately 35% of the total contract work. However, Legacy holds a "B" General Building contractors license. According to the California Contractors State License Board, a "B" General Building Contractor cannot:

- Enter a prime contract for any project involving trades other than framing or carpentry unless:
 - The prime contract requires at least two other, unrelated building trades or crafts; or
 - The "B" General Building contractor holds the appropriate license classification or subcontracts with an appropriately licensed specialty contractor to perform the work.
- Enter a sub-contract involving trades other than framing or carpentry unless:
 - The sub-contract requires at least two other, unrelated trades or crafts; or
 - The "B" General Building contractor holds the appropriate license classification.

- Include framing or carpentry in calculating the two unrelated trades necessary for the "B" General Building contractor to be able to take a prime or sub-contract for a project involving other trades.

Based on the above information from the California Contractors State License Board, Legacy has not met their obligations to prime the proposed SEP Project. Legacy has only provided one (1) unrelated trade/craft contractor.

Legacy submitted the lowest bid at \$351,965.00. However, based on the above, TKE finds that Legacy has not met the bid requirements and, following review and confirmation by MSWD legal, recommends their bid be rejected due to non-responsiveness.

RE Chaffee Construction, Inc. (RE Chaffee):

The bidder submitted all required bid documentation, including the Acknowledgement of Addenda form. RE Chaffee has 16 years' experience and has provided 16 project references. They are not utilizing any subcontractors. In addition, RE Chaffee's list of manufacturers includes Charlotte Pipe and Fernco. RE Chaffee holds the following contractor licenses: "A" General Engineering, "B" General Building, and "C57" Well Drilling.

RE Chaffee submitted the second lowest bid at \$390,877.00. While RE Chaffee did not have the lowest bid price, they have generally met the bid requirements and are deemed the lowest responsive and responsible bidder. Therefore, we recommend MSWD award the SEP Project to RE Chaffee.

Tri-Star Contracting II, Inc. (Tri-Star):

The bidder submitted all required bid documentation, including the Acknowledgement of Addenda form. Tri-Star has 15 years' experience and has provided four (4) project references. Their designation of subcontractors list includes one (1) sub for tank pumping equating to approximately 2.5% of the total contract work. In addition, the list of manufacturers includes Standard Pipe and Campus. Legacy holds an "A" General Engineering contractor license.

TKE finds that Tri-Star has generally met the bid requirements and is deemed both responsive and responsible. Tri-Star's bid of \$465,142.00 was approximately \$74,265.00 (or 19%) higher than RE Chaffee's bid; as such, they are not the low bidder.

Engineer's Estimate vs. Bid Amounts:

The lowest responsive and responsible bid by RE Chaffee of \$390,877.00, is approximately 77% higher than TKE's engineers' estimate of \$221,000.00.

It appears that the higher bid prices from the engineer's estimate are due to the low volume of work at each site and the varying location of the work sites. The specifications limit the

contractor from working on more than eight (8) sites at one time and construction at each site must be completed within 5-days. It appears the cost to mobilize all equipment and tools to an individual site and complete the required work within a reasonable time frame (5-days) is burdensome to contractors. In addition, the equipment and tools vary from site to site, depending on field conditions.

The engineers' estimate included a total cost for each of the 21 properties of approximately \$10,524.00; however, RE Chaffee's cost was approximately \$18,613.00 for each property.

Recommendation:

Based on the above analysis, TKE recommends, following review and confirmation by MSWD legal, the District reject Legacy's bid due to non-responsiveness and award the project to RE Chaffee as the lowest responsive and responsible bidder. While their bid price is higher than anticipated, it's in line with the other bid received. It's apparent that the various locations of work throughout MSWD's service are creating construction inefficiencies that are driving up costs. It will be challenging to overcome this reality due to the nature of the SEP Project scope of work.

Mission Springs Water District

Bid Results for Project Supplemental Environmental Project Private Septic System Conversion Program (23-003-S TM2)

Issued on 07/18/2023

Bid Due on August 17, 2023 2:33 PM (PDT)

Exported on 08/17/2023

Line Totals (Unit Price * Quantity)

Item Num	Item Code	Description	Unit of Measure	Quantity	Legacy Craft Construction Inc - Line Total	RE Chaffee Construction - Line Total	Tri-Star Contracting II, Inc. - Line Total
1	101	Mobilization/Shoring/Trenching Safety	LS	1	\$15,125.00	\$39,442.00	\$20,320.00
2	102	Construct Building Sewer Hook-Up	EA	21	\$304,290.00	\$245,385.00	\$422,016.00
3	103	Abandon Existing Septic System In Place	EA	21	\$32,550.00	\$106,050.00	\$22,806.00
				Subtotal	\$351,965.00	\$390,877.00	\$465,142.00
				Total	\$351,965.00	\$390,877.00	\$465,142.00

Is (Unit Price * Quantity)

Item Num	Item Code	Description	Unit of Measure	Quantity	Legacy Craft Construction Inc - Unit Price	RE Chaffee Construction - Unit Price	Tri-Star Contracting II, Inc. - Unit Price
1	101	Mobilization/Shoring/Trenching Safety	LS	1	\$15,125.00	\$39,442.00	\$20,320.00
2	102	Construct Building Sewer Hook-Up	EA	21	\$14,490.00	\$11,685.00	\$20,096.00
3	103	Abandon Existing Septic System In Place	EA	21	\$1,550.00	\$5,050.00	\$1,086.00



BOARD OF DIRECTORS SPECIAL MEETING (WORKSHOP) MINUTES

Wednesday, August 09, 2023 at 10:00 AM

66575 Second St, Desert Hot Springs, CA AND/OR Via Teleconference

CALL TO ORDER

President Martin called the meeting to order at 10 AM

ROLL CALL

BOARD MEMBERS PRESENT: President Russ Martin, Vice President Ivan Sewell, Director Amber Duff
Director Robert Griffith, Director Ted Mayrhofen

STAFF MEMBERS PRESENT: April Scott, Oriana Hoffert, Rachel Pust, Kurt Kettenacker, Marion Champion, Brian Macy, Arturo Ceja, Dori Petee

PUBLIC INPUT

No public input

President Martin announced the order of items below will change. The Board will hear the Proposed MCL for Hexavalent Chromium in Drinking Water presentation first.

ITEMS FOR DISCUSSION

PROPOSED MCL FOR HEXAVALENT CHROMIUM IN DRINKING WATER

Brian Macy began by noting the last discussion regarding Chrome VI was back in April of 2022 when the State opened the comment period related to the draft Chrome VI MCL, which was 10 parts per billion. MSWD submitted a comment letter as part of a coordinated effort with other Coachella Valley Water Agencies and ACWA (Association of California Water Agencies). Similar to this, the State is again asking for comments related to Chrome VI with the maximum contaminant level still at 10 parts per billion. The current comment period was extended from August 4th to August 18th and we are working with our consultant Chad Seidel, who is presenting today, to draft that letter.

Chad Seidel of Corona Environmental Consulting presented a description of Chromium in all forms and their health impacts, MSWD Wells impacted by Chrome VI, a regulatory history and Chrome VI compliance options and non-treatment options.

STRATEGIC PLAN CONSULTANT SUBMITTALS, PRESENTATIONS AND POSSIBLE SELECTION

Marion Champion gave a quick update on this process. Request for proposal went out last July and was then reviewed and scored internally by staff. The Board heard presentations from the top three bidders. Following the presentations, staff requested the Board provide direction on their selection so they could prepare a contract agreement. The Board requested staff reach out to three references for each bidder and report back to the Board.

Respectfully,

Dori Petee
Executive Assistant



BOARD OF DIRECTORS REGULAR MEETING STUDY SESSION MINUTES

Thursday, August 17, 2023 at 3:00 PM

66575 Second St, Desert Hot Springs, CA AND/OR Via Teleconference

CALL TO ORDER

President Martin called the meeting to order at 3:00 PM

ROLL CALL

BOARD MEMBERS PRESENT: President Russ Martin, Vice President Ivan Sewell, Director Robert Griffith
Director Amber Duff, Director Ted Mayrhofen

STAFF MEMBERS PRESENT: Brian Macy, Marion Champion, Oriana Hoffert, Arturo Ceja, Dori Petee,
Amanda Lucas, Rachel Pust, April Scott, Eric Weck

RULES OF PROCEDURE

Rules of Procedure were read by General Counsel, John Pinkney.

All noticed meetings are conducted using Rosenberg's Rules of Order as a procedural guideline. Directors should refrain from responding directly to public comments at meetings of the Board. The Board President will refer matters raised during public comment to the General Manager for follow-up when appropriate. Occasionally, a prompt response may be offered when an obvious answer resolution is available provided this is done in compliance with the Brown Act. Directors should refrain from debating or making decisions in response to public comments. The President of the Board presides at all meetings and decides all points of order and procedure during meetings. The President is responsible for maintenance and decorum at all Board meetings. No person shall be allowed to speak who is not first been recognized by the President. All questions and remarks should be addressed to the President as the presiding officer. No member of the Board should speak more than once about any one subject until every other member on the Board wishing to speak on the subject shall have been given the opportunity to speak. No Board member shall interfere with the orderly progress of a Board meeting. In order to ensure the orderly progress of Board meetings the Board President regulates the amount of time to be dedicated to a particular agenda item."

PUBLIC INPUT

No public input

EMPLOYEE RECOGNITION

HUMAN RESOURCES REPORT

This item will be acknowledged on Monday.

ACTION ITEMS

RESOLUTION 2023-16 ~ AMENDING RESOLUTION 2023-05 ~ REVISIONS TO MISSION SPRINGS WATER DISTRICT PERSONNEL RULES AND REGULATIONS

It is recommended to adopt Resolution 2023-16 providing for the revisions to Mission Springs Water District Personnel Rules and Regulations.

Oriana Hoffert was experiencing technical difficulties. While that was resolved the Board took the next item.

Once the technical difficulties were resolved, Ms. Hoffert presented the amended revisions to the District Personnel Rules and Regulations.

ASSOCIATION OF CALIFORNIA WATER AGENCIES (ACWA) REGION 9 ELECTION

It is recommended to either concur with the Region 9 Nominating Committee's recommended slate of officers for the 2024-2025 term, or concur on the individual candidates for Chair, Vice Chair and five (5) Board Members, and direct the Board President to submit the ballot.

The Board wishes to vote for individual candidates as opposed to going with the recommended slate. There was a brief discussion on candidates.

RESOLUTION 2023-19 ~ APPOINTING INTERIM GENERAL MANAGER, BRIAN MACY AS SECRETARY OF THE BOARD OF DIRECTORS

It is recommended to approve Resolution 2023-19, appointing Brian Macy Secretary of the Board of Directors and rescind Resolution 2006-27.

There was no discussion on this item.

DISCUSSION ITEMS

STRATEGIC PLAN REVIEW AND DIRECTION

Marion Champion reviewed the discussions from the workshop last week and shared them with the Board. She also included a reference packet for each of the three firms. There was a lengthy discussion about the process and direction.

NANCY WRIGHT REGIONAL WATER RECLAMATION FACILITY UPDATE

Steve Ledbetter of TKE shared a construction update to the Board.

CRITICAL SERVICES CENTER AND ADMINISTRATION BUILDING UPDATE

Alvin Flores of Ruhnau Clarke gave an update to the Board. Moving forward, Mr. Flores will be the Project lead with Eric Weck (Engineering Manager) assisting. The Board is considering new locations for this project, due to the environmental issues at the previous location. Mr. Flores presented new layouts and cost updates to the existing design at the newly proposed location.

ENERGY CONSERVATION AND EFFICIENCY SERVICE PLAN UPDATE - ENGIE SERVICES U.S.

This update/presentation will take place on Monday.

CONSENT AGENDA

Consent agenda items are expected to be routine and non-controversial, to be acted upon by the Board at one time, without discussion. If a member would like an item to be handled separately, it will be removed from the Consent Agenda for separate action.

President Martin instructed the Board to review the items below for a vote on Monday.

APPROVAL OF MINUTES

It is recommended to approve the minutes as follows:

- July 13, 2023 - Study Session
- July 17, 2023 - Board Meeting
- July 25, 2023 - MSWD/DWA Joint Meeting

REGISTER OF DEMANDS

The register of demands totaling \$7,225,939.90

REPORTS

DIRECTOR'S REPORTS

All reports will be given on Monday.

GENERAL MANAGER'S REPORT

This report will be given on Monday.
Included in this report are the following oral reports:

- A. Finance Report
- B. Public Affairs Report

COMMENTS

DISTRICT COUNSEL COMMENTS

Mr. Pinkney announced closed session for Monday and listed various tasks performed on behalf of the District.

ADJOURN

With no further business, President Martin adjourned the meeting at 4:44 PM

Respectfully,

Dori Petee
Executive Assistant



BOARD OF DIRECTORS REGULAR MEETING MINUTES

Wednesday, August 23, 2023 at 3:00 PM

66575 Second St, Desert Hot Springs, CA AND/OR Via Teleconference

CALL TO ORDER

President Martin called the meeting to order at 3:00 PM

ROLL CALL

BOARD MEMBERS PRESENT: President Russ Martin, Vice President Ivan Sewell, Director Robert Griffith
Director Amber Duff, Director Ted Mayrhofen

STAFF MEMBERS PRESENT: Brian Macy, Marion Champion, Arturo Ceja, Chad Finch, Rachel Pust, Eric Weck, Danny Friend, Oriana Hoffert, Dori Petee, Kurt Kettenacker

PLEDGE OF ALLEGIANCE

Led by Director Duff

RULES OF PROCEDURE

Rules of Procedure were read by General Counsel, John Pinkney.

All noticed meetings are conducted using Rosenberg’s Rules of Order as a procedural guideline. Directors should refrain from responding directly to public comments at meetings of the Board. The Board President will refer matters raised during public comment to the General Manager for follow-up when appropriate. Occasionally, a prompt response may be offered when an obvious answer resolution is available provided this is done in compliance with the Brown Act. Directors should refrain from debating or making decisions in response to public comments. The President of the Board presides at all meetings and decides all points of order and procedure during meetings. The President is responsible for maintenance and decorum at all Board meetings. No person shall be allowed to speak who is not first been recognized by the President. All questions and remarks should be addressed to the President as the presiding officer. No member of the Board should speak more than once about any one subject until every other member on the Board wishing to speak on the subject shall have been given the opportunity to speak. No Board member shall interfere with the orderly progress of a Board meeting. In order to ensure the orderly progress of Board meetings the Board President regulates the amount of time to be dedicated to a particular agenda item.”

President Martin announced that, as a result of the recent storm, the July Human Resources Report would be postponed until next month, to allow staff to remain in the field to make necessary repairs. Additionally, the General Managers Report is moving to the top of the agenda.

PUBLIC INPUT

Jan Pye, City Councilwoman notified the Board that the City proclaimed a State of Emergency that the Council ratified last night (August 22, 2023). She also congratulated Russ Martin on his recent appointment to the LAFCO Oversight Board.

GENERAL MANAGER'S REPORT

Interim General Manager Brian Macy and Public Affairs Manager Marion Champion updated the Board on the Districts efforts as a result of Tropical Storm Hilary.

ACTION ITEMS**RESOLUTION 2023-16 ~ AMENDING RESOLUTION 2023-05 ~ REVISIONS TO MISSION SPRINGS WATER DISTRICT PERSONNEL RULES AND REGULATIONS**

The Board adopted Resolution 2023-16 providing for the revisions to Mission Springs Water District Personnel Rules and Regulations.

Oriana Hoffert fielded questions from the Board.

Motion made by Director Griffith, Seconded by Director Duff.

Voting Yea: President Martin, Vice President Sewell, Director Griffith, Director Duff

Voting Nay: Director Mayrhofen

ASSOCIATION OF CALIFORNIA WATER AGENCIES (ACWA) REGION 9 ELECTION

The Board concurred on the individual candidates for Chair, Vice Chair and five (5) Board Members, and directed the Board President to submit the ballot.

Motion is for President Martin to consider the Boards recommendation and submit the ballot as he sees fit.

Motion made by Director Griffith, Seconded by Vice President Sewell.

Voting Yea: President Martin, Vice President Sewell, Director Griffith, Director Duff, Director Mayrhofen

RESOLUTION 2023-19 ~ APPOINTING INTERIM GENERAL MANAGER, BRIAN MACY AS SECRETARY OF THE BOARD OF DIRECTORS

The Board approved Resolution 2023-19, appointing Brian Macy Secretary of the Board of Directors and rescind Resolution 2006-27.

Motion made by Vice President Sewell, Seconded by Director Griffith.

Voting Yea: President Martin, Vice President Sewell, Director Griffith, Director Duff

Voting Nay: Director Mayrhofen

DISCUSSION ITEMS**STRATEGIC PLAN REVIEW AND DIRECTION**

This item was presented at the Study Session. Mr. Macy noted the Board seemed to be leaning toward Woodward & Curan and the Board concurred. There was a brief discussion and staff received direction on how to move forward.

NANCY WRIGHT REGIONAL WATER RECLAMATION FACILITY UPDATE

Steve Ledbetter of TKE, presented a landscaping update to the Board. There was then a lengthy conversation about a current Notice of Violation for this facility.

CRITICAL SERVICES CENTER AND ADMINISTRATION BUILDING UPDATE

Nothing further to add.

ENERGY CONSERVATION AND EFFICIENCY SERVICE PLAN UPDATE - ENGIE SERVICES U.S.

Ashu Jain with ENGIE Services U.S. gave a presentation to the Board. He reviewed the project goals from Engie's perspective and reviewed the Districts current electricity expenditure. The main objective is to reduce the Districts overall operating cost. The scope of work includes 4,167 kW across 7 sites. Mr. Jain reviewed the project cost and financing. This item will come before the Board for approval in September.

CONSENT AGENDA**Motion made by Director Griffith, Seconded by Vice President Sewell.**

Voting Yea: President Martin, Vice President Sewell, Director Griffith, Director Mayrhofen

Voting Abstaining: Director Duff

APPROVAL OF MINUTES

It is recommended to approve the minutes as follows:

July 13, 2023 - Study Session

July 17, 2023 - Board Meeting

July 25, 2023 - MSWD/DWA Joint Meeting

REGISTER OF DEMANDS

The register of demands totaling \$7,225,939.90

REPORTS**DIRECTOR'S REPORTS**

Director Mayrhofen reported he attended the following events: 7/6 Mayrhofen, 7/12 BIA Networking Night, 7/20 DVBA Networking Night.

Director Duff reported she attended the following events: 7/11 DHS Planning Commission, 7/11 CSDA Strategic Planning Webinar, 7/26 San Geronio Pass Regional Water Alliance Meeting.

Director Griffith reported he attended the following events: 7/5 DWA Board Meeting, 7/11 CVWD Board Meeting, 7/11 CSDA Strategic Planning Webinar, 7/18 DWA Board Meeting.

President Martin reported he attended the following events: 7/5 DHS City Council Meeting, 7/6 DVBA Legislative Meeting, 7/6 DVBA General Membership Luncheon, 7/11 RivCo Board of Supervisors Meeting, 7/12 BIA Networking Night, 7/18 RivCo Board of Supervisors Meeting, 7/20 DVBA Networking Night.

COMMENTS

DISTRICT COUNSEL COMMENTS

Mr. Pinkney announced Closed Session Items

DIRECTOR COMMENTS

Director Griffith commended the staff for all their work during and after the Tropical Storm.

Director Mayrhofen noted that for only 205 customers out of 14,000 to be without water or must be under a boil water advisory, is not too bad given the severity of the damage. Additionally, he commented on landscaping issues at Desert Crest and other District locations.

Director Sewell reminded Director Mayrhofen that in December of 2022 that staff reviewed the three energy efficiency proposals and there was Board concurrence on selecting ENGIE Services. Additionally, he thanked the staff for all the updates during the storm.

Director Duff thanked Interim GM, Brian Macy for all the updates to the Board during the storm.

President Martin called a five-minute recess and announced the Board would go into the Special Meeting. Following the Special Meeting the Board will go into closed session.

CLOSED SESSION

CONFERENCE WITH LEGAL COUNSEL REGARDING EXISTING LITIGATION

pursuant to Government Code Section 54956.9(d)(1)

One Case: Case No. PSC 1600676

(Mission Springs Water District vs. Desert Water Agency)

PUBLIC EMPLOYEE PERFORMANCE REVIEW

Pursuant to Govt Code 54957

Title: Interim General Manager

REPORT ON ACTION TAKEN DURING CLOSED SESSION

The Board met in closed session on the items listed above. There was no reportable action taken on either item.

ADJOURN

With no further business. President Martin adjourned the meeting at 6:00 PM.

Respectfully,

Dori Petee
Executive Assistant



BOARD OF DIRECTORS SPECIAL MEETING MINUTES

Wednesday, August 23, 2023 at 4:00 PM

66575 Second St, Desert Hot Springs, CA AND/OR Via Teleconference

CALL TO ORDER

President Martin called the meeting to order at 5:15 PM

ROLL CALL

BOARD MEMBERS PRESENT: President Russ Martin, Vice President Ivan Sewell, Director Robert Griffith
Director Amber Duff, Director Ted Mayrhofen

STAFF MEMBERS PRESENT: Brian Macy, Marion Champion, Arturo Ceja, Danny Friend, Oriana Hoffert,
Dori Petee, Kurt Kettenacker

PUBLIC INPUT

No public input

ACTION/DISCUSSION ITEMS

RESOLUTION 2023-20 PROCLAIMING A LOCAL EMERGENCY

The Board adopted Resolution 2023-20.

Motion made by Director Griffith, Seconded by Director Mayrhofen.

Voting Yea: President Martin, Vice President Sewell, Director Duff, Director Griffith, Director
Mayrhofen

ADJOURN

With no further business, President Martin adjourned this meeting at 5:18 PM

Respectfully,

Dori Petee
Executive Assistant

CHECK NUMBER	CHECK DATE	PAID TO VENDOR	DISBURSEMENT DESCRIPTION	OPERATING	CAPITAL	TOTAL
1001236	08-03-23	TKE ENGINEERING, INC	DESIGN SERVICES JUNE 2023	10,020.00	290,295.44	300,315.44
			GENERAL SERVICES JUNE 2023			
			PROGRESS PAYMENT #15 - CM & INSPECTION RWRF			
			PROGRESS PAYMENT #16 - C&M INSPECTION RWRF			
99103978	08-11-23	WELLS FARGO BANK	AUTO DEP PPE 08.04.23	214,605.28		214,605.28
1001227	08-03-23	LAYNE CHRISTENSEN COMPANY	PROGRESS PAYMENT #9	0.00	151,735.98	151,735.98
1001323	08-17-23	TKE ENGINEERING, INC	PROGRESS PYMT#17 FOR C&M INSPEC RWRF	0.00	142,161.39	142,161.39
99104116	08-25-23	WELLS FARGO BANK	AUTO DEP PPE 08.18.24	134,116.87		134,116.87
1001243	08-10-23	ACWA-JPIA HEALTH BENEFITS AUTH.	SEPT. 2023 PREPAID INS.	100,238.49		100,238.49
1001352	08-31-23	COACHELLA VALLEY WATER DISTRICT	COST SHARE CV-SNMP SALT & NUTRIENT MGMT	90,767.38		90,767.38
			COST SHARE JOINT FUNDING			
			COST SHARE MISSION CREEK			
99103904	08-07-23	WELLS FARGO BANK	AUTO DEP PPE 08.07.23	81,595.80		81,595.80
99104206	08-11-23	WELLS FARGO BANK	PPE 08.04.23 CORRECTION	-81,595.80		-81,595.80
1001330	08-25-23	CITY OF DESERT HOT SPRINGS	JUNE 2023 UU TAX	64,697.72		64,697.72
1001247	08-10-23	B-81 PAVING INC	PAVING @ VARIOUS LOCATIONS	63,305.00		63,305.00
99104130	08-29-23	WELLS FARGO - WELLSONE	JULY 2023 CC PAYMENT	56,892.29		56,892.29
99103979	08-11-23	EFTPS-IRS PAYROLL TAX REMITTANCE	FED TAX DEP PPE 08.04.23	54,446.06		54,446.06
99104121	08-25-23	EFTPS-IRS PAYROLL TAX REMITTANCE	FED TAX DEP PPE 08.18.23	54,198.07		54,198.07
1001226	08-03-23	L.O. LYNCH QUALITY WELLS & PUMPS, INC.	WELL 22 MOB/DEMOB FOR TEST PUMP	0.00	52,195.00	52,195.00
			WELL 22 REHAB - PP #5			
99103906	08-07-23	EFTPS-IRS PAYROLL TAX REMITTANCE	FED TAX PPE 08.07.2023	48,400.65		48,400.65
99103902	08-01-23	WELLS FARGO BANK	JULY 2023 INTEREST	46,550.00		46,550.00
1001322	08-17-23	SOUTHERN CALIFORNIA EDISON COMPANY	101-3084 07.13.2023	46,120.10		46,120.10
			101-3084 08.11.2023			
			206-4802 08.08.2023			
			301-8247 08.11.2023			
99103969	08-09-23	CALIF PUBLIC EMPLOYEES RETIREMENT SYSTEM	PERS PPE 07.21.2023	38,562.79		38,562.79
99104004	08-16-23	CALIF PUBLIC EMPLOYEES RETIREMENT SYSTEM	PERS PPE 08.04.2023	38,164.71		38,164.71
99104180	08-31-23	CALIF PUBLIC EMPLOYEES RETIREMENT SYSTEM	PERS PPE 08.18.2023	35,897.19		35,897.19
1001297	08-17-23	ACWA/JOINT POWERS INSUR AUTH	ACWA WORKERS COMP QTR 2	33,778.07		33,778.07
			CYBER LIABILITY FY 23/24			
1001232	08-03-23	R.I.C. CONSTRUCTION CO, INC.	WELL 24 REHAB - FINAL RETENTION	0.00	27,792.31	27,792.31
1001311	08-17-23	ECOLOGY AUTO PARTS	SLUDGE HAULING	26,373.36		26,373.36
			TRACTOR UNIT/BELT TRAILER			
75866	08-31-23	ROGERS,ANDERSON,MALODY & SCOTT, LLP.	AUDIT PROGRESS PYMT/GASB 87 IMPLEMENTATION	26,253.00		26,253.00
1001221	08-03-23	COACHELLA VALLEY WATER DISTRICT	COST SHARE AGREEMENT CVRWGM	23,916.54		23,916.54
			DWR COMMUNITY DROUGHT RELIEF COST SHARE			
1001332	08-25-23	CORE & MAIN LP	1" COPPER TUBING	23,902.08		23,902.08
			1/2" PLASTIC AIR-VAC - PRODUCTION			
			100FT PULLING CABLE - C&M			
			3/4 BACKFLOW DEVICE			
			8X4 FLANGE 90 - HORTON PLANT			
			A.M. STOP MUEL			
			BALL A.M. STOP MUEL			
			BRZ SADDLE			
			REPAIR CLAMPS			

CHECK NUMBER	CHECK DATE	PAID TO VENDOR	DISBURSEMENT DESCRIPTION	OPERATING	CAPITAL	TOTAL
1001269	08-10-23	SLOVAK BARON EMPEY MURPHY & PINKNEY LLP	JULY 2023 LEGAL SERVICES	22,151.76		22,151.76
99103981	08-04-23	LINCOLN NATIONAL LIFE INS CO	DEF COMP PPE 08.04.23	21,274.65		21,274.65
1001229	08-03-23	NOBEL SYSTEMS INC.	GIS UPDATES - WATER & SEWER METER DATABASE LINKING IN GIS	18,150.00		18,150.00
1001312	08-17-23	ENTERPRISE FM TRUST	MONTHLY FLEET LEASE - 08/2023	17,267.95		17,267.95
1001331	08-25-23	COACHELLA VALLEY WATER DISTRICT	COST SHARE MC COST SHARE MC ANNUAL REPORT	15,789.56		15,789.56
99103905	08-07-23	STATE OF CA EDD	STATE TAX PPE 08.07.2023	14,933.08		14,933.08
99104122	08-25-23	LINCOLN NATIONAL LIFE INS CO	DEF COMP PPE 08.18.23	13,132.02		13,132.02
99104124	08-08-23	US BANK CORPORATE TRUST SERVICES	AD #13 COUNTY FUND AUG. 2023	11,549.94		11,549.94
1001350	08-31-23	BECK OIL, INC.	DIESEL FUEL UNLEADED GASOLINE	11,287.48		11,287.48
99103980	08-04-23	STATE OF CA EDD	STATE TAX PPE 08.04.23	10,736.23		10,736.23
99104119	08-25-23	STATE OF CA EDD	STATE TAX PPE 08.18.23	10,555.70		10,555.70
75867	08-31-23	SHEPPARD, MULLIN, RICHTER & HAMPTON, LLP	MSWD V. SCE - MATTER #92DM-378557	0.00	10,000.00	10,000.00
1001258	08-10-23	INFOSEND INC	MONTHLY ADDRESS CHANGE SERVICE MONTHLY BILLING SERVICE	8,766.38		8,766.38
1001275	08-10-23	XYLEM DEWATERING SOLUTIONS INC	EMERGENCY BYPASS PUMPING	8,669.65		8,669.65
1001266	08-10-23	POLYDYNE, INC.	3-TOTES POLYMER SLUDGE WASTING	8,464.71		8,464.71
1001315	08-17-23	MANPOWER US INC.	GM REPORT-GRANT MICHAEL METER READER TEMP. - ALEX M. WWTP OIT - ISAAC LOPEZ	8,402.53		8,402.53
99104207	08-08-23	PAYNEARME MT, INC.	JULY 2023 PROCESSING FEES	8,249.66		8,249.66
1001238	08-03-23	UMETECH, INC.	JULY 2023 IT SUPPORT/HELPDESK	8,107.85		8,107.85
99104202	08-24-23	EFTPS-IRS PAYROLL TAX REMITTANCE	Q1 2020 AMENDED 941	7,506.12		7,506.12
1001373	08-31-23	TOM DODSON & ASSOCIATES	JULY 2023 - CEQA SUPPORT SERVICES	0.00	7,339.60	7,339.60
1001343	08-25-23	WATERLINE TECHNOLOGIES INC.	11 DRUMS REFILLED 12 DRUMS REFILLED 6 DRUMS REFILLED	7,093.19		7,093.19
1001353	08-31-23	CORE & MAIN LP	1" COPPER TUBING 2" APCO AIR RELEASE & VACUUM VALVE	6,927.36		6,927.36
1001250	08-10-23	CITY OF DESERT HOT SPRINGS	APRIL 2023 ENCROACHMENT PERMITS ENCROACHMENT PERMITS	6,925.59		6,925.59
1001304	08-17-23	COUNTY OF RIVERSIDE	COUNTY ENC. PERMIT EASTSIDE CT. ENCROACHMENT PERMITS - COUNTY	6,764.00		6,764.00
1001335	08-25-23	ECOLOGY AUTO PARTS	SLUDGE HAULING	5,413.42		5,413.42
1001252	08-10-23	CVAG	CVAG MEMBERSHIP FEES	5,345.00		5,345.00
99103903	08-01-23	USDA RURAL DEVELOPMENT	USDA BIENNIAL AUTO PAY AUG. 2023	5,170.50		5,170.50
1001225	08-03-23	ECOLOGY AUTO PARTS	TRACTOR UNIT & BELT TRAILER	5,000.00		5,000.00
1001263	08-10-23	NOBEL SYSTEMS INC.	GEOVIEWER ANNUAL SUB.	5,000.00		5,000.00
1001336	08-25-23	MANPOWER US INC.	STAFFING SERVICES - FIELD STAFF STAFFING SERVICES - GM REPOS/GRANTS STAFFING SERVICES - GM REPORT/GRANTS	4,969.15		4,969.15
1001301	08-17-23	BRIAN MACY	B. MACY TUITION REIMBURSEMENT	4,959.00		4,959.00
1001326	08-17-23	WEST YOST & ASSOCIATES, INC.	NITROGEN CONTROL STRATEGY JUN3-JUL7 23	4,938.50		4,938.50
1001364	08-31-23	MANPOWER US INC.	STAFFING SERVICES - FIELD STAFF STAFFING SERVICES - WWTP OIT	4,606.72		4,606.72

CHECK NUMBER	CHECK DATE	PAID TO VENDOR	DISBURSEMENT DESCRIPTION	OPERATING	CAPITAL	TOTAL
1001317	08-17-23	MOTION INDUSTRIES, INC.	CREDIT FOR INCORRECT PARTS - CLAR. #3	4,595.83		4,595.83
			REPLACEMENT GEARBOX FOR CLARIFIER #3			
1001346	08-31-23	ACWA/JOINT POWERS INSUR AUTH	WORKERS COMP INVOICE CORRECTION	4,533.14		4,533.14
1001242	08-03-23	WILLDAN FINANCIAL SERVICES	SEWER & WATER DELINQUENT ACCTS.	4,500.00		4,500.00
			TAX ROLL PREP AD #7 & AD #12			
1001321	08-17-23	SOUTH COAST AIR QUALITY	ANNUAL ICE GENERATOR PERMIT - SEWAGE	4,442.55		4,442.55
			ANNUAL PERMIT - SEWAGE AT DESERT CREST			
			ANNUAL PERMIT FOR DESERT CREST			
			FLAT FEE EMISSIONS PERMIT - HWWTP			
1001361	08-31-23	INFOSEND INC	MONTHLY BILLING SERVICES	4,403.56		4,403.56
1001251	08-10-23	CORE & MAIN LP	1" ARI VAC AIR VAC - PRODUCTION	4,317.18		4,317.18
			BALL A.M. STOP MUEL			
1001310	08-17-23	DLT SOLUTIONS LLC	ANNUAL SUBSCRIPTION 2023-2024	4,312.30		4,312.30
1001239	08-03-23	URBAN HABITAT	IRRIGATION REPAIR	4,291.12		4,291.12
			LANDSCAPING SERVICES JUNE 2023			
1001369	08-31-23	POWERPLAN OIB	REPAIRS FOR VAC TRAILER - UNIT 117	4,281.96		4,281.96
1001233	08-03-23	ROCKET SOFTWARE, INC.	UNIDATA MAINTENANCE - 24 LICENSES - 2023/24	4,200.00		4,200.00
99104198	08-23-23	PAYMENTUS CORPORATION	JULY 2023 CC FEES	4,130.30		4,130.30
1001356	08-31-23	ENVIROGEN TECHNOLOGIES INC	WELL 26A URANIUM TREATMENT	4,120.87		4,120.87
1001272	08-10-23	USA BLUEBOOK	CHEMICAL FEED PUMP CLEANING SOLUTION - PRODUCTION	4,065.84		4,065.84
			GRUNDFOS CONNECTION KIT			
			OIL FILLED PRESSURE GAUGE			
			POLAROGRAPHIC METER - HORTON PLANT			
1001372	08-31-23	THE LINCOLN NATL. LIFE INS. CO.	SEPT. 2023 PREPAID INS.	4,063.99		4,063.99
1001256	08-10-23	FERGUSON WATERWORKS #1083	4" MACH10 METER - ENGINEERING	0.00	4,053.82	4,053.82
1001219	08-03-23	CARPI & CLAY. INC	JULY 2023 FEDERAL ADVOCACY	4,000.00		4,000.00
1001267	08-10-23	ROBERT G MODRICH	JULY 2023 UNIDATA MAINTENANCE	3,996.00		3,996.00
1001228	08-03-23	MANPOWER US INC.	STAFFING SERVICES - GM REPORT/GRANTS	3,817.13		3,817.13
1001377	08-31-23	WATERLINE TECHNOLOGIES INC.	12 DRUMS REFILLED	3,668.89		3,668.89
			3 FULL DRUMS - REPLACEMENT OF 3 DEFECTIVE DRUMS			
99104205	08-24-23	EFTPS-IRS PAYROLL TAX REMITTANCE	Q2 2020 AMENDED 941	3,659.56		3,659.56
1001270	08-10-23	STATE WATER RES CONTRL BRD	ELAP RENEWAL APP/FEE NOTICE	3,550.00		3,550.00
1001366	08-31-23	MCCROMETER INC	12" MCCROMETER - PRODUCTION	3,159.93		3,159.93
1001260	08-10-23	MANPOWER US INC.	STAFFING SERVICES - FIELD SERVICE	2,936.32		2,936.32
			STAFFING SERVICES - WWTP OIT			
1001349	08-31-23	ARAMARK UNIFORM SERVICES, LLC	PARTIAL CREDIT FOR INVOICE #5880367278	2,899.83		2,899.83
			UNIFORM SERVICES 07.26.23			
			UNIFORM SERVICES 07.27.23			
			UNIFORM SERVICES 08.03.23			
1001240	08-03-23	WATERLINE TECHNOLOGIES INC.	11 DRUMS REFILLED	2,690.52		2,690.52
1001367	08-31-23	PALM SPRINGS MOTORS INC	REPAIR TRK A/C UNIT	2,621.11		2,621.11
1001223	08-03-23	DEL VALLE INFORMADOR	VARIOUS ADS	2,600.00		2,600.00
1001325	08-17-23	VESTED SOLUTIONS	JANITORIAL - 06/2023	2,557.68		2,557.68
1001246	08-10-23	AMERICAN WATER WORKS ASSOCIATION	MEMBERSHIP DUES	2,517.00		2,517.00
1001305	08-17-23	CUES, INC.	SUPPORT RENEWAL	2,344.00		2,344.00
1001248	08-10-23	BABCOCK LABORATORIES, INC.	TOTAL N TESTING - HORTON CLAR.	2,037.10		2,037.10
			TOTAL N TESTING - HORTON WWTP			

CHECK NUMBER	CHECK DATE	PAID TO VENDOR	DISBURSEMENT DESCRIPTION	OPERATING	CAPITAL	TOTAL
1001230	08-03-23	O'REILLY AUTOMOTIVE INC.	TOTAL N TESTING - RWRF WWTP REPLACEMENT MARKER LIGHTS - TRAILER UNIT 345	1,970.86		1,970.86
			RESTOCK BLUE DEF FLUID MAINT. UNIT 324 - REPAIR ITEMS UNIT 324 - REPLACEMENT BATTERY UNIT 324 - REPLACEMENT FUEL PUMP UNIT 335 - TRAILER LIGHT UNIT 393 - PREVENTATIVE MAINTENANCE UNIT 404 - P/M FILTERS UNIT 414 - REPLACEMENT BATTERY UNIT 414 - REPLACEMENT CABIN AIR FILTER UNIT 415 - REPLACEMENT FILTER & OIL UNIT 415 - REPLACEMENT OIL FILTER UNIT 418 - BALL MOUNT UNIT 430 - FILTERS/WIPER BLADES/OIL VACTOR UNIT 385 - REPLACEMENT BELTS			
1001324	08-17-23	UNDERGROUND SERVICE ALERT	TOTAL FEES FOR 23 - 24 CA STATE FEE UNDERGROUND SERVICE ALERT	1,571.70		1,571.70
1001306	08-17-23	CUNNINGHAM & ASSOCIATES EQUIP. COMPANY I NC.	REPLACEMENT PARTS - SLUDGE LOADING AUGER REPLACEMENT PARTS/SLUDE LOADING AUGER	1,510.63		1,510.63
1001378	08-31-23	WEST YOST & ASSOCIATES, INC.	HORTON WWTP TDS ECAL WORK PLAN	1,378.00		1,378.00
1001253	08-10-23	DESERT VALLEY DISPOSAL, INC.	JULY SERVICE - ADMIN BLDG JULY SERVICE - CORP YARD	1,338.79		1,338.79
1001262	08-10-23	MCMASTER-CARR	BRASS COUPLINGS/BRASS UNIONS/BRASS PLUGS PADLOCK RESTOCK - SERVICE DEPT.	1,301.99		1,301.99
1001337	08-25-23	MILLARD PUBLISHING SERVICES	WEBSITE PLANT DATABASE	1,275.00		1,275.00
1001302	08-17-23	CITY OF DESERT HOT SPRINGS	CITY OF DHS - ECROACHMENT PERMITS ENCROACHMENT PERMITS	1,169.70		1,169.70
1001370	08-31-23	QUADIENT FINANCE USA, INC.	POSTAGE REPLENISHMENT	1,167.54		1,167.54
1001237	08-03-23	TOPS N BARRICADES, INC	REPLACEMENT YELLOW SAFETY VEST RESTOCK - BLUE SURVEY FLAGS UNIT 434 - AMBER SAFETY LIGHTS	1,135.35		1,135.35
1001313	08-17-23	JOHNSON CONTROLS SECURITY SOLUTIONS LLC	SECURITY FOR HORTON PLAN	1,125.00		1,125.00
1001354	08-31-23	DESERT TIRE AND AUTO REPAIR	UNIT 403 - REPLACEMENT TIRES	1,114.40		1,114.40
99104203	08-24-23	EFTPS-IRS PAYROLL TAX REMITTANCE	Q42020 AMENDED 941	1,038.50		1,038.50
1001342	08-25-23	USA BLUEBOOK	1" CORP STOP - PRODUCTION	1,034.29		1,034.29
1001340	08-25-23	THE LAMAR COMPANIES	BILLBOARD/PORTAL PROGRAM	925.00		925.00
1001300	08-17-23	BABCOCK LABORATORIES, INC.	TOTAL N TESTING - DC EFF TOTAL N TESTING - HORTON INFL. TOTAL N TESTING - RWRF GROUNDWATER #1	908.25		908.25
PR081123	08-11-23	EMPLOYEES	PAPER PAYROLL CHECKS	898.56		898.56
1001344	08-25-23	WEST COAST SAND AND GRAVEL INC.	BASE MATERIAL RESTOCK - CORP YARD	898.52		898.52
99104197	08-24-23	EFTPS-IRS PAYROLL TAX REMITTANCE	NOTICE CP1348 FOR QTR. 03.31.23	875.85		875.85
1001261	08-10-23	MATHESON TRI-GAS, INC	HARD HAT/SWEAT BANDS RESTOCK RESTOCK SHADED SAFETY GLASSES	870.62		870.62
1001222	08-03-23	CORE & MAIN LP	1 COMP NUT	808.13		808.13

CHECK NUMBER	CHECK DATE	PAID TO VENDOR	DISBURSEMENT DESCRIPTION	OPERATING	CAPITAL	TOTAL
1001231	08-03-23	PARKERS BUILDING SUPPLY	DRAIN PLUG - HORTON BATHROOM	783.55		783.55
			PARTS - WELL SITE IRRIGATION			
			PARTS FOR TRAILER - UNIT #345			
			REPAIR ITEMS - TRAILER UNIT #345			
1001351	08-31-23	CASAMAR GROUP, LLC	WASP SPRAY & SPRAY FOAM - CORP YARD	764.07		764.07
			LABOR COMPLIANCE - KSM ELECTRIC			
			LABOR COMPLIANCE - ON CALL (LO LYNCH)			
			LABOR COMPLIANCE - URBAN HABITAT			
1001355	08-31-23	DESERT PROMOTIONS	RESTOCK MSWD HATS - FIELD STAFF	730.80		730.80
1001358	08-31-23	FARMER BROS. CO	ADMIN COFFEE	728.52		728.52
99104010	08-16-23	CALIF PUBLIC EMPLOYEES RETIREMENT SYSTEM	GASB 68 REPORTING FEE	700.00		700.00
1001379	08-31-23	XEROX CORPORATION	XEROX LEASE - JULY-SEPT.	687.46		687.46
1001220	08-03-23	CASEY DOLAN	DIGITAL AD MGMT - AUG. 2023	650.00		650.00
1001283	08-10-23	DEMO UNLIMITED, INC.	ACCOUNT REFUND PIERSON BLVD & INDIAN	631.02		631.02
1001273	08-10-23	VERIZON CONNECT FLEET USA LLC	GPS TRACKING SUBSCRIPTION	606.40		606.40
1001303	08-17-23	CLINICAL LABORATORY OF SAN BERNARDINO	BOD TESTING H+DC - 06/2023	595.00		595.00
1001360	08-31-23	HOME DEPOT CREDIT SERVICES	HOME DEPOT CC	573.76		573.76
1001299	08-17-23	ARAMARK UNIFORM SERVICES, LLC	CRDIT FOR INVOICE#5880343127	570.13		570.13
			CREDIT FOR INVOICE#5880349100			
			UNIFORM SERVICES 07.05.23			
			UNIFORM SERVICES 07.12.23			
1001218	08-03-23	ANDY GRUNNET	A.GRUNNET - WWTPG GRADE IV REIMB.	550.00		550.00
1001327	08-17-23	XEROX CORPORATION	ADMIN XEROX LEASE JULY-AUG 2023	516.12		516.12
			XEROX LEASE - ENGINEERING - AUG 2023			
1001234	08-03-23	SOROPTIMIST HOUSE OF HOPE INC	BRONZE SPONSORSHIP - SOROPTIMIST HOUSE	500.00		500.00
1001245	08-10-23	ARAMARK UNIFORM SERVICES, LLC	UNIFORM SERVICES 06.28.23	489.89		489.89
1001348	08-31-23	ANSAFONE CONTACT CENTERS	ANSAFONE ANSWERING SERVICE	468.45		468.45
1001254	08-10-23	FASTENAL COMPANY	RESTOCK NUTS/BOLTS SHOP MAINT.	437.06		437.06
1001257	08-10-23	GOLDEN BELL PRODUCTS, INC.	RAT BAIT	431.00		431.00
1001296	08-17-23	ABSOLUTE STANDARDS INC	LAB TESTING	390.00		390.00
1001259	08-10-23	KILLER BEE PEST CONTROL	BEE REMOVAL @ VARIOUS LOCATIONS	360.00		360.00
1001274	08-10-23	WATER ENVIRONMENT FEDERATION	MILEAGE DUES	342.00		342.00
1001244	08-10-23	AIR & HOSE SOURCE INC.	REPLACEMENT PRESSURE WASHER PARTS	340.39		340.39
1001329	08-25-23	CASAMAR GROUP, LLC	LABOR COMPLIANCE B-81 PAVING	337.97		337.97
1001241	08-03-23	WEST COAST SAFETY SUPPLY	REPLACEMENT LEL SENSOR FOR GAS DETECTORS	337.03		337.03
1001316	08-17-23	MICHAEL MOORE	WORK BOOTS - MICHAEL MOORE	300.00		300.00
1001338	08-25-23	PALM SPRINGS PEST CONTROL, INC.	PEST CONTROL - ADMIN BLDG	300.00		300.00
			PEST CONTROL - ANNEX BUILDING			
			PEST CONTROL - BAIT BOXES @ CORP YARD			
			PEST CONTROL - CORP YARD			
1001347	08-31-23	ADRIAN VERDUGO PEREA	A. PEREA - BOOT REIMB.	300.00		300.00
1001341	08-25-23	TOPS N BARRICADES, INC	48" MEN WORKING SIGNS - C&M	281.45		281.45
1001341	08-30-23	TOPS N BARRICADES, INC	SWITCHING TO PAPER CHECK	-281.45		-281.45
1001374	08-31-23	TOPS N BARRICADES, INC	48" MEN WORKING SIGNS - C&M	281.45		281.45
1000876	08-09-23	BRIAN MACY	LOST IN MAIL	-268.20		-268.20
1001249	08-10-23	BRIAN MACY	ACWA FLIGHT REIMB. - B.MACY	268.20		268.20
1001224	08-03-23	DHS EAGLES INC	SPONSORSHIP - DHS EAGLE YOUTH FOOTBALL	250.00		250.00

CHECK NUMBER	CHECK DATE	PAID TO VENDOR	DISBURSEMENT DESCRIPTION	OPERATING	CAPITAL	TOTAL
1001362	08-31-23	JUAN IGNACIO SERRANO LOPEZ	J.LOPEZ BOOT REIMB.	228.37		228.37
1001284	08-10-23	EVELYN JAMES	ACCOUNT REFUND 13031 ACACIA AVE	222.83		222.83
1001309	08-17-23	D & H WATER SYSTEMS, INC.	REPLACEMENT POLYMER HOSES	221.80		221.80
1001307	08-17-23	CWEA	CWEA MEMEBERSHIP RENEWAL - LEE BOYER	221.00		221.00
1001334	08-25-23	DANGELO COMPANY	COMPANION FLAG	211.50		211.50
1001371	08-31-23	SONSRAY MACHINERY, LLC	UNIT 367 - SKIPLOADER - REPLACEMENT RADIATOR HOSES	203.70		203.70
1001282	08-10-23	DANIEL SAFT	ACCOUNT REFUND 64635 PICARD CT	195.00		195.00
99104196	08-24-23	EFTPS-IRS PAYROLL TAX REMITTANCE	NOTICE CP128 FOR QTR 03.31.22	188.89		188.89
99104204	08-24-23	EFTPS-IRS PAYROLL TAX REMITTANCE	Q32020 AMENDED 941	187.30		187.30
1001357	08-31-23	ERIC WECK	E.WECK - ENG. LICENSE RENEWAL	180.00		180.00
1001280	08-10-23	DAN SPENCE	ACCOUNT REFUND 64066 DORAL DR	179.35		179.35
1001375	08-31-23	URBAN HABITAT	TWO BUNCH RES. DRIP LINE REPAIRS	172.40		172.40
1001288	08-10-23	LANAY PASCASCIO	ACCOUNT REFUND 13300 WEST DR	156.18		156.18
1001295	08-10-23	TERESA LECCESE	ACCOUNT REFUND 66251 AVE CADENA	145.65		145.65
1001319	08-17-23	PHENOVA, INC.	PE SAMPLE FOR LAB CERTIFICATION	143.11		143.11
99104093	08-14-23	RIVERSIDE COUNTY DCSS - MAIN OFFICE	MONTHLY IWO - PPE 08.04.23	141.00		141.00
1001314	08-17-23	KILLER BEE PEST CONTROL	BEE REMOVAL AT 13270 MIRACLE HILL	135.00		135.00
			BEE REMOVAL AT 15855 SUNRISE RD.			
1001285	08-10-23	HARRY ARRUSI	ACCOUNT REFUND 66175 SANTA ROSA RD	133.99		133.99
1001290	08-10-23	LUKE E BOST	ACCOUNT REFUND 68780 PROSPECT WAY	127.00		127.00
1001308	08-17-23	CYNTHIA ACOSTA	ARDEN'S RETIREMENT SEATING SETUP	125.00		125.00
1001293	08-10-23	MARILYN LOTT	ACCOUNT REFUND 66901 VERBENA DR	121.08		121.08
1001318	08-17-23	NCL OF WISCONSIN, INC	TDS STANDARD DEVIATION FOR LAB	112.20		112.20
1001320	08-17-23	PLANIT REPROGRAPHICS	BOND PRINTS OF APPROVED PLANS	38.72	66.30	105.02
			SCANNED PRINTS OF APPROVED PLANS			
1001333	08-25-23	CWEA	CSM GRADE 2 RENEWAL - JOEY M.	103.00		103.00
1001268	08-10-23	RUSS MARTIN	R. MARTIN MILEAGE REIMB.	98.90		98.90
1001376	08-31-23	VALENTINE RUIZ	TOILET REBATE - V.RUIZ	97.34		97.34
1001359	08-31-23	FEDEX	WF OVERNIGHT PAYMENT MGR CHARGES	95.63		95.63
			WF PAYMENT MANAGER OVERNIGHT FEES			
1001255	08-10-23	FEDEX	WF PAYMENT MANAGER CHARGES	94.38		94.38
			WF PAYMENT MANAGER OVERNIGHT CHARGES			
1001363	08-31-23	KILLER BEE PEST CONTROL	PEST CONTROL - BEE REMOVAL	90.00		90.00
1001278	08-10-23	ARMANDO CERA PEREZ	ACCOUNT REFUND 66623 MISSION LAKES BLVD	82.00		82.00
99104005	08-16-23	CALIF PUBLIC EMPLOYEES RETIREMENT SYSTEM	PERS ARTURO'S RETRO	80.26		80.26
1001276	08-10-23	AMANDA BINKS	ACCOUNT REFUND 13687 STARLIGHT WAY	78.38		78.38
1001292	08-10-23	MARCELIUS ROSS	ACCOUNT REFUND 66282 4TH ST	77.47		77.47
1001298	08-17-23	ADT COMMERCIAL LLC	ADMIN SECURITY ALARM	76.30		76.30
1001271	08-10-23	THEODORE MAYRHOFEN	T. MAYRHOFEN MILEAGE REIMB.	68.12		68.12
1001365	08-31-23	MATHESON TRI-GAS, INC	HARDHAT SWEATBANDS - FIELD STAFF	62.50		62.50
1001286	08-10-23	JUAN MEZA	ACCOUNT REFUND 12155 SUMAC DR	61.52		61.52
1001235	08-03-23	SWRCB ACCOUNTING OFFICE	C.FINCH WATER TREATMENT GRADE T2 CERT.	60.00		60.00
1001287	08-10-23	KASSANDRA MESTA	ACCOUNT REFUND 64550 PIERSON BLVD #102	56.70		56.70
1001345	08-25-23	WHITE CAP CONSTRUCTION SUPPLY	RESTOCK HYDRATION FREEZE POPS	52.10		52.10
1001368	08-31-23	PAM MARANVILLE	ACCOUNT REFUND 69471 MIDPARK DR	49.46		49.46
75554	08-30-23	PAM MARANVILLE	STALE DATED	-49.46		-49.46
1001328	08-25-23	AIR & HOSE SOURCE INC.	3/8" QD NIPPLES - C&M	43.50		43.50

CHECK NUMBER	CHECK DATE	PAID TO VENDOR	DISBURSEMENT DESCRIPTION	OPERATING	CAPITAL	TOTAL
75554	08-30-23	PAM MARANVILLE	STALE DATED	-49.46		-49.46
75866	08-31-23	ROGERS,ANDERSON,MALODY & SCOTT, LLP.	AUDIT PROGRESS PYMT/GASB 87 IMPLEMENTATION	26,253.00		26,253.00
75867	08-31-23	SHEPPARD, MULLIN, RICHTER & HAMPTON, LLP	MSWD V. SCE - MATTER #92DM-378557	0.00	10,000.00	10,000.00
1000876	08-09-23	BRIAN MACY	LOST IN MAIL	-268.20		-268.20
1001217	08-03-23	ANA PATRICIA MURILLO	A.MURILLO REIMB. - RETIREMENT DECORATIONS	31.08		31.08
1001218	08-03-23	ANDY GRUNNET	A.GRUNNET - WWTPO GRADE IV REIMB.	550.00		550.00
1001219	08-03-23	CARPI & CLAY. INC	JULY 2023 FEDERAL ADVOCACY	4,000.00		4,000.00
1001220	08-03-23	CASEY DOLAN	DIGITAL AD MGMT - AUG. 2023	650.00		650.00
1001221	08-03-23	COACHELLA VALLEY WATER DISTRICT	COST SHARE AGREEMENT CVRWMG	23,916.54		23,916.54
			DWR COMMUNITY DROUGHT RELIEF COST SHARE			
1001222	08-03-23	CORE & MAIN LP	1 COMP NUT	808.13		808.13
1001223	08-03-23	DEL VALLE INFORMADOR	VARIOUS ADS	2,600.00		2,600.00
1001224	08-03-23	DHS EAGLES INC	SPONSORSHIP - DHS EAGLE YOUTH FOOTBALL	250.00		250.00
1001225	08-03-23	ECOLOGY AUTO PARTS	TRACTOR UNIT & BELT TRAILER	5,000.00		5,000.00
1001226	08-03-23	L.O. LYNCH QUALITY WELLS & PUMPS, INC.	WELL 22 MOB/DEMOB FOR TEST PUMP	0.00	52,195.00	52,195.00
			WELL 22 REHAB - PP #5			
1001227	08-03-23	LAYNE CHRISTENSEN COMPANY	PROGRESS PAYMENT #9	0.00	151,735.98	151,735.98
1001228	08-03-23	MANPOWER US INC.	STAFFING SERVICES - GM REPORT/GRANTS	3,817.13		3,817.13
1001229	08-03-23	NOBEL SYSTEMS INC.	GIS UPDATES - WATER & SEWER	18,150.00		18,150.00
			METER DATABASE LINKING IN GIS			
1001230	08-03-23	O'REILLY AUTOMOTIVE INC.	REPLACEMENT MARKER LIGHTS - TRAILER UNIT 345	1,970.86		1,970.86
			RESTOCK BLUE DEF FLUID MAINT.			
			UNIT 324 - REPAIR ITEMS			
			UNIT 324 - REPLACEMENT BATTERY			
			UNIT 324 - REPLACEMENT FUEL PUMP			
			UNIT 335 - TRAILER LIGHT			
			UNIT 393 - PREVENTATIVE MAINTENANCE			
			UNIT 404 - P/M FILTERS			
			UNIT 414 - REPLACEMENT BATTERY			
			UNIT 414 - REPLACEMENT CABIN AIR FILTER			
			UNIT 415 - REPLACEMENT FILTER & OIL			
			UNIT 415 - REPLACEMENT OIL FILTER			
			UNIT 418 - BALL MOUNT			
			UNIT 430 - FILTERS/WIPER BLADES/OIL			
			VACTOR UNIT 385 - REPLACEMENT BELTS			
1001231	08-03-23	PARKERS BUILDING SUPPLY	DRAIN PLUG - HORTON BATHROOM	783.55		783.55
			PARTS - WELL SITE IRRIGATION			
			PARTS FOR TRAILER - UNIT #345			
			REPAIR ITEMS - TRAILER UNIT #345			
			WASP SPRAY & SPRAY FOAM - CORP YARD			
1001232	08-03-23	R.I.C. CONSTRUCTION CO, INC.	WELL 24 REHAB - FINAL RETENTION	0.00	27,792.31	27,792.31
1001233	08-03-23	ROCKET SOFTWARE, INC.	UNIDATA MAINTENANCE - 24 LICENSES - 2023/24	4,200.00		4,200.00
1001234	08-03-23	SOROPTIMIST HOUSE OF HOPE INC	BRONZE SPONSORSHIP - SOROPTIMIST HOUSE	500.00		500.00
1001235	08-03-23	SWRCB ACCOUNTING OFFICE	C.FINCH WATER TREATMENT GRADE T2 CERT.	60.00		60.00
1001236	08-03-23	TKE ENGINEERING, INC	DESIGN SERVICES JUNE 2023	10,020.00	290,295.44	300,315.44
			GENERAL SERVICES JUNE 2023			
			PROGRESS PAYMENT #15 - CM & INSPECTION RWRP			

CHECK NUMBER	CHECK DATE	PAID TO VENDOR	DISBURSEMENT DESCRIPTION	OPERATING	CAPITAL	TOTAL
1001237	08-03-23	TOPS N BARRICADES, INC	PROGRESS PAYMENT #16 - C&M INSPECTION RWRF REPLACEMENT YELLOW SAFETY VEST	1,135.35		1,135.35
			RESTOCK - BLUE SURVEY FLAGS UNIT 434 - AMBER SAFETY LIGHTS			
1001238	08-03-23	UMETECH, INC.	JULY 2023 IT SUPPORT/HELPDESK	8,107.85		8,107.85
1001239	08-03-23	URBAN HABITAT	IRRIGATION REPAIR LANDSCAPING SERVICES JUNE 2023	4,291.12		4,291.12
1001240	08-03-23	WATERLINE TECHNOLOGIES INC.	11 DRUMS REFILLED	2,690.52		2,690.52
1001241	08-03-23	WEST COAST SAFETY SUPPLY	REPLACEMENT LEL SENSOR FOR GAS DETECTORS	337.03		337.03
1001242	08-03-23	WILLDAN FINANCIAL SERVICES	SEWER & WATER DELINQUENT ACCTS. TAX ROLL PREP AD #7 & AD #12	4,500.00		4,500.00
1001243	08-10-23	ACWA-JPIA HEALTH BENEFITS AUTH.	SEPT. 2023 PREPAID INS.	100,238.49		100,238.49
1001244	08-10-23	AIR & HOSE SOURCE INC.	REPLACEMENT PRESSURE WASHER PARTS	340.39		340.39
1001245	08-10-23	ARAMARK UNIFORM SERVICES, LLC	UNIFORM SERVICES 06.28.23	489.89		489.89
1001246	08-10-23	AMERICAN WATER WORKS ASSOCIATION	MEMBERSHIP DUES	2,517.00		2,517.00
1001247	08-10-23	B-81 PAVING INC	PAVING @ VARIOUS LOCATIONS	63,305.00		63,305.00
1001248	08-10-23	BABCOCK LABORATORIES, INC.	TOTAL N TESTING - HORTON CLAR. TOTAL N TESTING - HORTON WWTP TOTAL N TESTING - RWRF WWTP	2,037.10		2,037.10
1001249	08-10-23	BRIAN MACY	ACWA FLIGHT REIMB. - B.MACY	268.20		268.20
1001250	08-10-23	CITY OF DESERT HOT SPRINGS	APRIL 2023 ENCROACHMENT PERMITS ENCROACHMENT PERMITS	6,925.59		6,925.59
1001251	08-10-23	CORE & MAIN LP	1" ARI VAC AIR VAC - PRODUCTION BALL A.M. STOP MUEL	4,317.18		4,317.18
1001252	08-10-23	CVAG	CVAG MEMBERSHIP FEES	5,345.00		5,345.00
1001253	08-10-23	DESERT VALLEY DISPOSAL, INC.	JULY SERVICE - ADMIN BLDG JULY SERVICE - CORP YARD	1,338.79		1,338.79
1001254	08-10-23	FASTENAL COMPANY	RESTOCK NUTS/BOLTS SHOP MAINT.	437.06		437.06
1001255	08-10-23	FEDEX	WF PAYMENT MANAGER CHARGES WF PAYMENT MANAGER OVERNIGHT CHARGES	94.38		94.38
1001256	08-10-23	FERGUSON WATERWORKS #1083	4" MACH10 METER - ENGINEERING	0.00	4,053.82	4,053.82
1001257	08-10-23	GOLDEN BELL PRODUCTS, INC.	RAT BAIT	431.00		431.00
1001258	08-10-23	INFOSEND INC	MONTHLY ADDRESS CHANGE SERVICE MONTHLY BILLING SERVICE	8,766.38		8,766.38
1001259	08-10-23	KILLER BEE PEST CONTROL	BEE REMOVAL @ VARIOUS LOCATIONS	360.00		360.00
1001260	08-10-23	MANPOWER US INC.	STAFFING SERVICES - FIELD SERVICE STAFFING SERVICES - WWTP OIT	2,936.32		2,936.32
1001261	08-10-23	MATHESON TRI-GAS, INC	HARD HAT/SWEAT BANDS RESTOCK RESTOCK SHADED SAFETY GLASSES	870.62		870.62
1001262	08-10-23	MCMASTER-CARR	BRASS COUPLINGS/BRASS UNIONS/BRASS PLUGS PADLOCK RESTOCK - SERVICE DEPT.	1,301.99		1,301.99
1001263	08-10-23	NOBEL SYSTEMS INC.	GEOVIEWER ANNUAL SUB.	5,000.00		5,000.00
1001264	08-10-23	PARKERS BUILDING SUPPLY	WELL 29 CHLORINE BUILDING - PRODUCTION	14.69		14.69
1001265	08-10-23	PLANIT REPROGRAPHICS	SCANNED PRINTS OF APPROVED PLANS	19.79		19.79
1001266	08-10-23	POLYDYNE, INC.	3-TOTES POLYMER SLUDGE WASTING	8,464.71		8,464.71
1001267	08-10-23	ROBERT G MODRICH	JULY 2023 UNIDATA MAINTENANCE	3,996.00		3,996.00
1001268	08-10-23	RUSS MARTIN	R. MARTIN MILEAGE REIMB.	98.90		98.90

CHECK NUMBER	CHECK DATE	PAID TO VENDOR	DISBURSEMENT DESCRIPTION	OPERATING	CAPITAL	TOTAL
1001269	08-10-23	SLOVAK BARON EMPY MURPHY & PINKNEY LLP	JULY 2023 LEGAL SERVICES	22,151.76		22,151.76
1001270	08-10-23	STATE WATER RES CONTRL BRD	ELAP RENEWAL APP/FEE NOTICE	3,550.00		3,550.00
1001271	08-10-23	THEODORE MAYRHOFEN	T. MAYRHOFEN MILEAGE REIMB.	68.12		68.12
1001272	08-10-23	USA BLUEBOOK	CHEMICAL FEED PUMP CLEANING SOLUTION - PRODUCTION	4,065.84		4,065.84
			GRUNDFOS CONNECTION KIT			
			OIL FILLED PRESSURE GAUGE			
			POLAROGRAPHIC METER - HORTON PLANT			
1001273	08-10-23	VERIZON CONNECT FLEET USA LLC	GPS TRACKING SUBSCRIPTION	606.40		606.40
1001274	08-10-23	WATER ENVIRONMENT FEDERATION	MILEAGE DUES	342.00		342.00
1001275	08-10-23	XYLEM DEWATERING SOLUTIONS INC	EMERGENCY BYPASS PUMPING	8,669.65		8,669.65
1001276	08-10-23	AMANDA BINKS	ACCOUNT REFUND 13687 STARLIGHT WAY	78.38		78.38
1001277	08-10-23	ANDRES ORTIZ	ACCOUNT REFUND 66425 CAHUILLA AVE	22.05		22.05
1001278	08-10-23	ARMANDO CERA PEREZ	ACCOUNT REFUND 66623 MISSION LAKES BLVD	82.00		82.00
1001279	08-10-23	CHARLES HERBERT	ACCOUNT REFUND 66115 AVE CADENA	27.42		27.42
1001280	08-10-23	DAN SPENCE	ACCOUNT REFUND 64066 DORAL DR	179.35		179.35
1001281	08-10-23	DANIEL SUMMERS	ACCOUNT REFUND 66722 ESTRELLA AVE	8.63		8.63
1001282	08-10-23	DANIEL SAFT	ACCOUNT REFUND 64635 PICARD CT	195.00		195.00
1001283	08-10-23	DEMO UNLIMITED, INC.	ACCOUNT REFUND PIERSON BLVD & INDIAN	631.02		631.02
1001284	08-10-23	EVELYN JAMES	ACCOUNT REFUND 13031 ACACIA AVE	222.83		222.83
1001285	08-10-23	HARRY ARRUSI	ACCOUNT REFUND 66175 SANTA ROSA RD	133.99		133.99
1001286	08-10-23	JUAN MEZA	ACCOUNT REFUND 12155 SUMAC DR	61.52		61.52
1001287	08-10-23	KASSANDRA MESTA	ACCOUNT REFUND 64550 PIERSON BLVD #102	56.70		56.70
1001288	08-10-23	LANAY PASCASCIO	ACCOUNT REFUND 13300 WEST DR	156.18		156.18
1001289	08-10-23	LARHONDA NICOLE BARNETT	ACCOUNT REFUND 13905 HERMANO WAY	41.54		41.54
1001290	08-10-23	LUKE E BOST	ACCOUNT REFUND 68780 PROSPECT WAY	127.00		127.00
1001291	08-10-23	MAHAMOOD HASSAN	ACCOUNT REFUND 67867 ALEXANDRIA CT	4.22		4.22
1001292	08-10-23	MARCELIUS ROSS	ACCOUNT REFUND 66282 4TH ST	77.47		77.47
1001293	08-10-23	MARILYN LOTT	ACCOUNT REFUND 66901 VERBENA DR	121.08		121.08
1001294	08-10-23	PAULDEN HEPLER	ACCOUNT REFUND 66414 BUENA VISTA AVE	10.90		10.90
1001295	08-10-23	TERESA LECCESE	ACCOUNT REFUND 66251 AVE CADENA	145.65		145.65
1001296	08-17-23	ABSOLUTE STANDARDS INC	LAB TESTING	390.00		390.00
1001297	08-17-23	ACWA/JOINT POWERS INSUR AUTH	ACWA WORKERS COMP QTR 2	33,778.07		33,778.07
			CYBER LIABILITY FY 23/24			
1001298	08-17-23	ADT COMMERCIAL LLC	ADMIN SECURITY ALARM	76.30		76.30
1001299	08-17-23	ARAMARK UNIFORM SERVICES, LLC	CRDIT FOR INVOICE#5880343127	570.13		570.13
			CREDIT FOR INVOICE#5880349100			
			UNIFORM SERVICES 07.05.23			
			UNIFORM SERVICES 07.12.23			
1001300	08-17-23	BABCOCK LABORATORIES, INC.	TOTAL N TESTING - DC EFF	908.25		908.25
			TOTAL N TESTING - HORTON INFL.			
			TOTAL N TESTING - RWRF GROUNDWATER #1			
1001301	08-17-23	BRIAN MACY	B. MACY TUITION REIMBURSEMENT	4,959.00		4,959.00
1001302	08-17-23	CITY OF DESERT HOT SPRINGS	CITY OF DHS - ECROACHMENT PERMITS	1,169.70		1,169.70
			ENCROACHMENT PERMITS			
1001303	08-17-23	CLINICAL LABORATORY OF SAN BERNARDINO	BOD TESTING H+DC - 06/2023	595.00		595.00
1001304	08-17-23	COUNTY OF RIVERSIDE	COUNTY ENC. PERMIT EASTSIDE CT.	6,764.00		6,764.00
			ENCROACHMENT PERMITS - COUNTY			

CHECK NUMBER	CHECK DATE	PAID TO VENDOR	DISBURSEMENT DESCRIPTION	OPERATING	CAPITAL	TOTAL
1001305	08-17-23	CUES, INC.	SUPPORT RENEWAL	2,344.00		2,344.00
1001306	08-17-23	CUNNINGHAM & ASSOCIATES EQUIP. COMPANY I NC.	REPLACEMENT PARTS - SLUDGE LOADING AUGER	1,510.63		1,510.63
			REPLACEMENT PARTS/SLUDE LOADING AUGER			
1001307	08-17-23	CWEA	CWEA MEMEBERSHIP RENEWAL - LEE BOYER	221.00		221.00
1001308	08-17-23	CYNTHIA ACOSTA	ARDEN'S RETIREMENT SEATING SETUP	125.00		125.00
1001309	08-17-23	D & H WATER SYSTEMS, INC.	REPLACEMENT POLYMER HOSES	221.80		221.80
1001310	08-17-23	DLT SOLUTIONS LLC	ANNUAL SUBSCRIPTION 2023-2024	4,312.30		4,312.30
1001311	08-17-23	ECOLOGY AUTO PARTS	SLUDGE HAULING	26,373.36		26,373.36
			TRACTOR UNIT/BELT TRAILER			
1001312	08-17-23	ENTERPRISE FM TRUST	MONTHLY FLEET LEASE - 08/2023	17,267.95		17,267.95
1001313	08-17-23	JOHNSON CONTROLS SECURITY SOLUTIONS LLC	SECURITY FOR HORTON PLAN	1,125.00		1,125.00
1001314	08-17-23	KILLER BEE PEST CONTROL	BEE REMOVAL AT 13270 MIRACLE HILL	135.00		135.00
			BEE REMOVAL AT 15855 SUNRISE RD.			
1001315	08-17-23	MANPOWER US INC.	GM REPORT-GRANT MICHAEL	8,402.53		8,402.53
			METER READER TEMP. - ALEX M.			
			WWTP OIT - ISAAC LOPEZ			
1001316	08-17-23	MICHAEL MOORE	WORK BOOTS - MICHAEL MOORE	300.00		300.00
1001317	08-17-23	MOTION INDUSTRIES, INC.	CREDIT FOR INCORRECT PARTS - CLAR. #3	4,595.83		4,595.83
			REPLACEMENT GEARBOX FOR CLARIFIER #3			
1001318	08-17-23	NCL OF WISCONSIN, INC	TDS STANDARD DEVIATION FOR LAB	112.20		112.20
1001319	08-17-23	PHENOVA, INC.	PE SAMPLE FOR LAB CERTIFICATION	143.11		143.11
1001320	08-17-23	PLANIT REPROGRAPHICS	BOND PRINTS OF APPROVED PLANS	38.72	66.30	105.02
			SCANNED PRINTS OF APPROVED PLANS			
1001321	08-17-23	SOUTH COAST AIR QUALITY	ANNUAL ICE GENERATOR PERMIT - SEWAGE	4,442.55		4,442.55
			ANNUAL PERMIT - SEWAGE AT DESERT CREST			
			ANNUAL PERMIT FOR DESERT CREST			
			FLAT FEE EMISSIONS PERMIT - HWWTP			
1001322	08-17-23	SOUTHERN CALIFORNIA EDISON COMPANY	101-3084 07.13.2023	46,120.10		46,120.10
			101-3084 08.11.2023			
			206-4802 08.08.2023			
			301-8247 08.11.2023			
1001323	08-17-23	TKE ENGINEERING, INC	PROGRESS PYMT#17 FOR C&M INSPEC RWRP	0.00	142,161.39	142,161.39
1001324	08-17-23	UNDERGROUND SERVICE ALERT	TOTAL FEES FOR 23 - 24 CA STATE FEE	1,571.70		1,571.70
			UNDERGROUND SERVICE ALERT			
1001325	08-17-23	VESTED SOLUTIONS	JANITORIAL - 06/2023	2,557.68		2,557.68
1001326	08-17-23	WEST YOST & ASSOCIATES, INC.	NITROGEN CONTROL STRATEGY JUN3-JUL7 23	4,938.50		4,938.50
1001327	08-17-23	XEROX CORPORATION	ADMIN XEROX LEASE JULY-AUG 2023	516.12		516.12
			XEROX LEASE - ENGINEERING - AUG 2023			
1001328	08-25-23	AIR & HOSE SOURCE INC.	3/8" QD NIPPLES - C&M	43.50		43.50
1001329	08-25-23	CASAMAR GROUP, LLC	LABOR COMPLIANCE B-81 PAVING	337.97		337.97
1001330	08-25-23	CITY OF DESERT HOT SPRINGS	JUNE 2023 UU TAX	64,697.72		64,697.72
1001331	08-25-23	COACHELLA VALLEY WATER DISTRICT	COST SHARE MC	15,789.56		15,789.56
			COST SHARE MC ANNUAL REPORT			
1001332	08-25-23	CORE & MAIN LP	1" COPPER TUBING	23,902.08		23,902.08
			1/2" PLASTIC AIR-VAC - PRODUCTION			
			100FT PULLING CABLE - C&M			

CHECK NUMBER	CHECK DATE	PAID TO VENDOR	DISBURSEMENT DESCRIPTION	OPERATING	CAPITAL	TOTAL
			3/4 BACKFLOW DEVICE			
			8X4 FLANGE 90 - HORTON PLANT			
			A.M. STOP MUEL			
			BALL A.M. STOP MUEL			
			BRZ SADDLE			
			REPAIR CLAMPS			
1001333	08-25-23	CWEA	CSM GRADE 2 RENEWAL - JOEY M.	103.00		103.00
1001334	08-25-23	DANGELO COMPANY	COMPANION FLAG	211.50		211.50
1001335	08-25-23	ECOLOGY AUTO PARTS	SLUDGE HAULING	5,413.42		5,413.42
1001336	08-25-23	MANPOWER US INC.	STAFFING SERVICES - FIELD STAFF	4,969.15		4,969.15
			STAFFING SERVICES - GM REPORS/GRANTS			
			STAFFING SERVICES - GM REPORT/GRANTS			
1001337	08-25-23	MILLARD PUBLISHING SERVICES	WEBSITE PLANT DATABASE	1,275.00		1,275.00
1001338	08-25-23	PALM SPRINGS PEST CONTROL, INC.	PEST CONTROL - ADMIN BLDG	300.00		300.00
			PEST CONTROL - ANNEX BUILDING			
			PEST CONTROL - BAIT BOXES @ CORP YARD			
			PEST CONTROL - CORP YARD			
1001339	08-25-23	RITA M. HUBER	PETTY CASH RECONCILIATION	28.67		28.67
1001340	08-25-23	THE LAMAR COMPANIES	BILLBOARD/PORTAL PROGRAM	925.00		925.00
1001341	08-25-23	TOPS N BARRICADES, INC	48" MEN WORKING SIGNS - C&M	281.45		281.45
1001341	08-30-23	TOPS N BARRICADES, INC	SWITCHING TO PAPER CHECK	-281.45		-281.45
1001342	08-25-23	USA BLUEBOOK	1" CORP STOP - PRODUCTION	1,034.29		1,034.29
1001343	08-25-23	WATERLINE TECHNOLOGIES INC.	11 DRUMS REFILLED	7,093.19		7,093.19
			12 DRUMS REFILLED			
			6 DRUMS REFILLED			
1001344	08-25-23	WEST COAST SAND AND GRAVEL INC.	BASE MATERIAL RESTOCK - CORP YARD	898.52		898.52
1001345	08-25-23	WHITE CAP CONSTRUCTION SUPPLY	RESTOCK HYDRATION FREEZE POPS	52.10		52.10
1001346	08-31-23	ACWA/JOINT POWERS INSUR AUTH	WORKERS COMP INVOICE CORRECTION	4,533.14		4,533.14
1001347	08-31-23	ADRIAN VERDUGO PEREA	A. PEREA - BOOT REIMB.	300.00		300.00
1001348	08-31-23	ANSAFONE CONTACT CENTERS	ANSAFONE ANSWERING SERVICE	468.45		468.45
1001349	08-31-23	ARAMARK UNIFORM SERVICES, LLC	PARTIAL CREDIT FOR INVOICE #5880367278	2,899.83		2,899.83
			UNIFORM SERVICES 07.26.23			
			UNIFORM SERVICES 07.27.23			
			UNIFORM SERVICES 08.03.23			
1001350	08-31-23	BECK OIL, INC.	DIESEL FUEL	11,287.48		11,287.48
			UNLEADED GASOLINE			
1001351	08-31-23	CASAMAR GROUP, LLC	LABOR COMPLIANCE - KSM ELECTRIC	764.07		764.07
			LABOR COMPLIANCE - ON CALL (LO LYNCH)			
			LABOR COMPLIANCE - URBAN HABITAT			
1001352	08-31-23	COACHELLA VALLEY WATER DISTRICT	COST SHARE CV-SNMP SALT & NUTRIENT MGMT	90,767.38		90,767.38
			COST SHARE JOINT FUNDING			
			COST SHARE MISSION CREEK			
1001353	08-31-23	CORE & MAIN LP	1" COPPER TUBING	6,927.36		6,927.36
			2" APCO AIR RELEASE & VACUUM VALVE			
1001354	08-31-23	DESERT TIRE AND AUTO REPAIR	UNIT 403 - REPLACEMENT TIRES	1,114.40		1,114.40
1001355	08-31-23	DESERT PROMOTIONS	RESTOCK MSWD HATS - FIELD STAFF	730.80		730.80
1001356	08-31-23	ENVIROGEN TECHNOLOGIES INC	WELL 26A URANIUM TREATMENT	4,120.87		4,120.87

CHECK NUMBER	CHECK DATE	PAID TO VENDOR	DISBURSEMENT DESCRIPTION	OPERATING	CAPITAL	TOTAL
1001357	08-31-23	ERIC WECK	E.WECK - ENG. LICENSE RENEWAL	180.00		180.00
1001358	08-31-23	FARMER BROS. CO	ADMIN COFFEE	728.52		728.52
1001359	08-31-23	FEDEX	WF OVERNIGHT PAYMENT MGR CHARGES	95.63		95.63
			WF PAYMENT MANAGER OVERNIGHT FEES			
1001360	08-31-23	HOME DEPOT CREDIT SERVICES	HOME DEPOT CC	573.76		573.76
1001361	08-31-23	INFOSEND INC	MONTHLY BILLING SERVICES	4,403.56		4,403.56
1001362	08-31-23	JUAN IGNACIO SERRANO LOPEZ	J.LOPEZ BOOT REIMB.	228.37		228.37
1001363	08-31-23	KILLER BEE PEST CONTROL	PEST CONTROL - BEE REMOVAL	90.00		90.00
1001364	08-31-23	MANPOWER US INC.	STAFFING SERVICES - FIELD STAFF	4,606.72		4,606.72
			STAFFING SERVICES - WWTP OIT			
1001365	08-31-23	MATHESON TRI-GAS, INC	HARDHAT SWEATBANDS - FIELD STAFF	62.50		62.50
1001366	08-31-23	MCCROMETER INC	12" MCCROMETER - PRODUCTION	3,159.93		3,159.93
1001367	08-31-23	PALM SPRINGS MOTORS INC	REPAIR TRK A/C UNIT	2,621.11		2,621.11
1001368	08-31-23	PAM MARANVILLE	ACCOUNT REFUND 69471 MIDPARK DR	49.46		49.46
1001369	08-31-23	POWERPLAN OIB	REPAIRS FOR VAC TRAILER - UNIT 117	4,281.96		4,281.96
1001370	08-31-23	QUADIENT FINANCE USA, INC.	POSTAGE REPLENISHMENT	1,167.54		1,167.54
1001371	08-31-23	SONSRAY MACHINERY, LLC	UNIT 367 - SKIPLOADER - REPLACEMENT RADIATOR HOSES	203.70		203.70
1001372	08-31-23	THE LINCOLN NATL. LIFE INS. CO.	SEPT. 2023 PREPAID INS.	4,063.99		4,063.99
1001373	08-31-23	TOM DODSON & ASSOCIATES	JULY 2023 - CEQA SUPPORT SERVICES	0.00	7,339.60	7,339.60
1001374	08-31-23	TOPS N BARRICADES, INC	48" MEN WORKING SIGNS - C&M	281.45		281.45
1001375	08-31-23	URBAN HABITAT	TWO BUNCH RES. DRIP LINE REPAIRS	172.40		172.40
1001376	08-31-23	VALENTINE RUIZ	TOILET REBATE - V.RUIZ	97.34		97.34
1001377	08-31-23	WATERLINE TECHNOLOGIES INC.	12 DRUMS REFILLED	3,668.89		3,668.89
			3 FULL DRUMS - REPLACEMENT OF 3 DEFECTIVE DRUMS			
1001378	08-31-23	WEST YOST & ASSOCIATES, INC.	HORTON WWTP TDS ECAL WORK PLAN	1,378.00		1,378.00
1001379	08-31-23	XEROX CORPORATION	XEROX LEASE - JULY-SEPT.	687.46		687.46
99103902	08-01-23	WELLS FARGO BANK	JULY 2023 INTEREST	46,550.00		46,550.00
99103903	08-01-23	USDA RURAL DEVELOPMENT	USDA BIANNUAL AUTO PAY AUG. 2023	5,170.50		5,170.50
99103904	08-07-23	WELLS FARGO BANK	AUTO DEP PPE 08.07.23	81,595.80		81,595.80
99103905	08-07-23	STATE OF CA EDD	STATE TAX PPE 08.07.2023	14,933.08		14,933.08
99103906	08-07-23	EFTPS-IRS PAYROLL TAX REMITTANCE	FED TAX PPE 08.07.2023	48,400.65		48,400.65
99103969	08-09-23	CALIF PUBLIC EMPLOYEES RETIREMENT SYSTEM	PERS PPE 07.21.2023	38,562.79		38,562.79
99103978	08-11-23	WELLS FARGO BANK	AUTO DEP PPE 08.04.23	214,605.28		214,605.28
99103979	08-11-23	EFTPS-IRS PAYROLL TAX REMITTANCE	FED TAX DEP PPE 08.04.23	54,446.06		54,446.06
99103980	08-04-23	STATE OF CA EDD	STATE TAX PPE 08.04.23	10,736.23		10,736.23
99103981	08-04-23	LINCOLN NATIONAL LIFE INS CO	DEF COMP PPE 08.04.23	21,274.65		21,274.65
99104004	08-16-23	CALIF PUBLIC EMPLOYEES RETIREMENT SYSTEM	PERS PPE 08.04.2023	38,164.71		38,164.71
99104005	08-16-23	CALIF PUBLIC EMPLOYEES RETIREMENT SYSTEM	PERS ARTURO'S RETRO	80.26		80.26
99104010	08-16-23	CALIF PUBLIC EMPLOYEES RETIREMENT SYSTEM	GASB 68 REPORTING FEE	700.00		700.00
99104092	08-14-23	RIVERSIDE COUNTY DCSS - MAIN OFFICE	MONTHLY IWO - REG. FEE	2.50		2.50
99104093	08-14-23	RIVERSIDE COUNTY DCSS - MAIN OFFICE	MONTHLY IWO - PPE 08.04.23	141.00		141.00
99104116	08-25-23	WELLS FARGO BANK	AUTO DEP PPE 08.18.24	134,116.87		134,116.87
99104119	08-25-23	STATE OF CA EDD	STATE TAX PPE 08.18.23	10,555.70		10,555.70
99104121	08-25-23	EFTPS-IRS PAYROLL TAX REMITTANCE	FED TAX DEP PPE 08.18.23	54,198.07		54,198.07
99104122	08-25-23	LINCOLN NATIONAL LIFE INS CO	DEF COMP PPE 08.18.23	13,132.02		13,132.02
99104124	08-08-23	US BANK CORPORATE TRUST SERVICES	AD #13 COUNTY FUND AUG. 2023	11,549.94		11,549.94
99104130	08-29-23	WELLS FARGO - WELLSONE	JULY 2023 CC PAYMENT	56,892.29		56,892.29

AGENDA REPORT

REGULAR BOARD MEETING SEPTEMBER 14 & 18, 2023 DIRECTOR REPORTS

DIRECTOR REPORTS

(Per GC 53232.3(d) brief reports on meetings attended for which a daily stipend was claimed)

Date	Event	Attendees
8/1	DWA BOARD MEETING	GRIFFITH
8/3	DVBA LEGISLATIVE MEETING	MARTIN
8/8	CVWD BOARD MEETING	GRIFFITH
8/8	DHS PLANNING COMMISSION	DUFF
8/14	DVBA BOARD MEETING	MARTIN
8/15	DWA BOARD MEETING	GRIFFITH
8/16	DVBA BOWLING BASH	MARTIN, MAYRHOFEN
8/28-8/31	CSDA CONFERENCE	MARTIN, DUFF, SEWELL, GRIFFITH

(OTHER) MEETINGS ATTENDED *(*no daily stipend was claimed)*

Date	Event	Attendees
8/29	DHS PLANNING COMMISSION	DUFF



General Manager's Report September 2023





Table of Contents

ADMINISTRATION	1
Customer Service.....	1
Finance and Accounting Department	7
Innovation and Technology Department.....	9
Purchasing Department.....	11
ENGINEERING AND OPERATIONS.....	12
Engineering Department.....	12
Operations & Maintenance.....	15
Water Resources	27
PUBLIC AFFAIRS.....	28
APPENDIX A – Wastewater and Water Production Tables	
APPENDIX B - Federal Update from Carpi & Clay	
APPENDIX C – State Legislative Update	
APPENDIX D – Public Affairs Information	

ADMINISTRATION

Customer Service

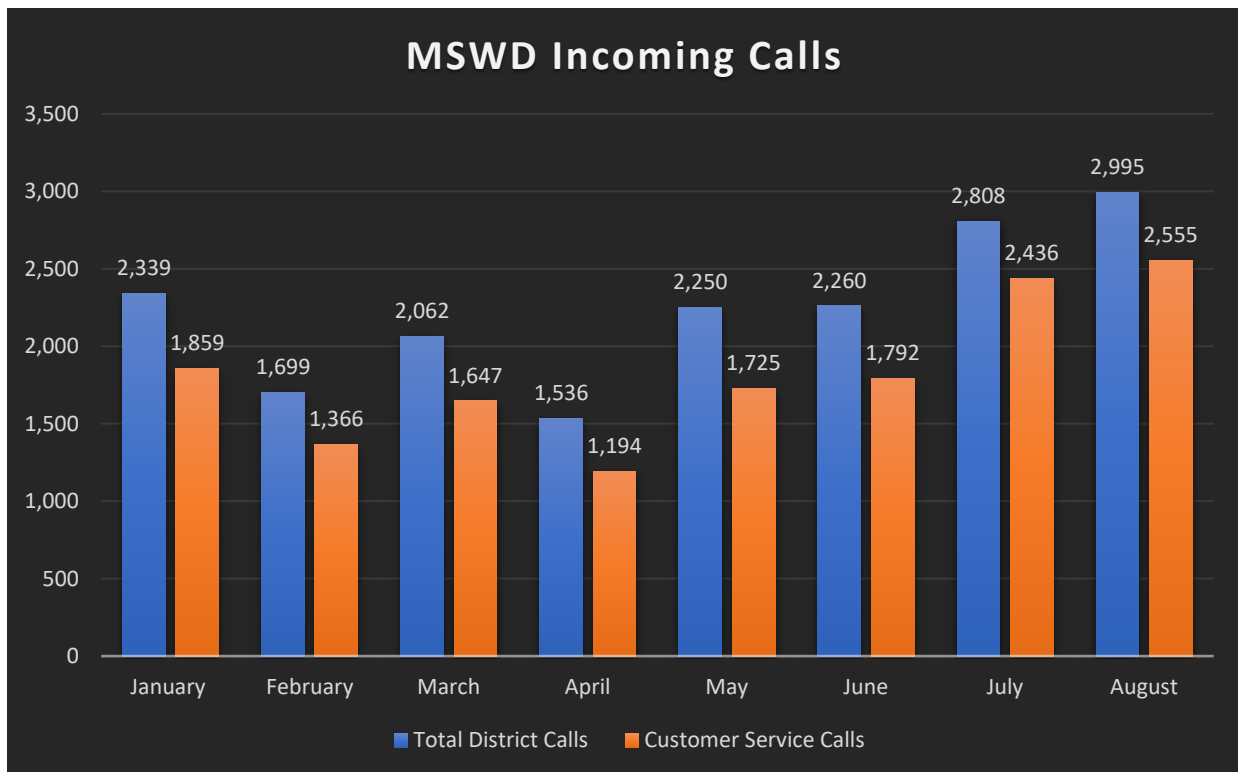
Customer Experience Enhancement Program

The Customer Service Department is proud to announce the Customer Experience Enhancement Program. This program will provide phone screening and on-the-spot feedback/coaching with a Customer Service representative. Also, the Customer Service team will host “Coffee Talk Wednesdays” providing mini-training and discussions.



Calls into the Customer Service Department

The District has seen an increase in the number of calls in the last four months. The chart below represents total MSWD incoming calls and those received by the Customer Service staff.

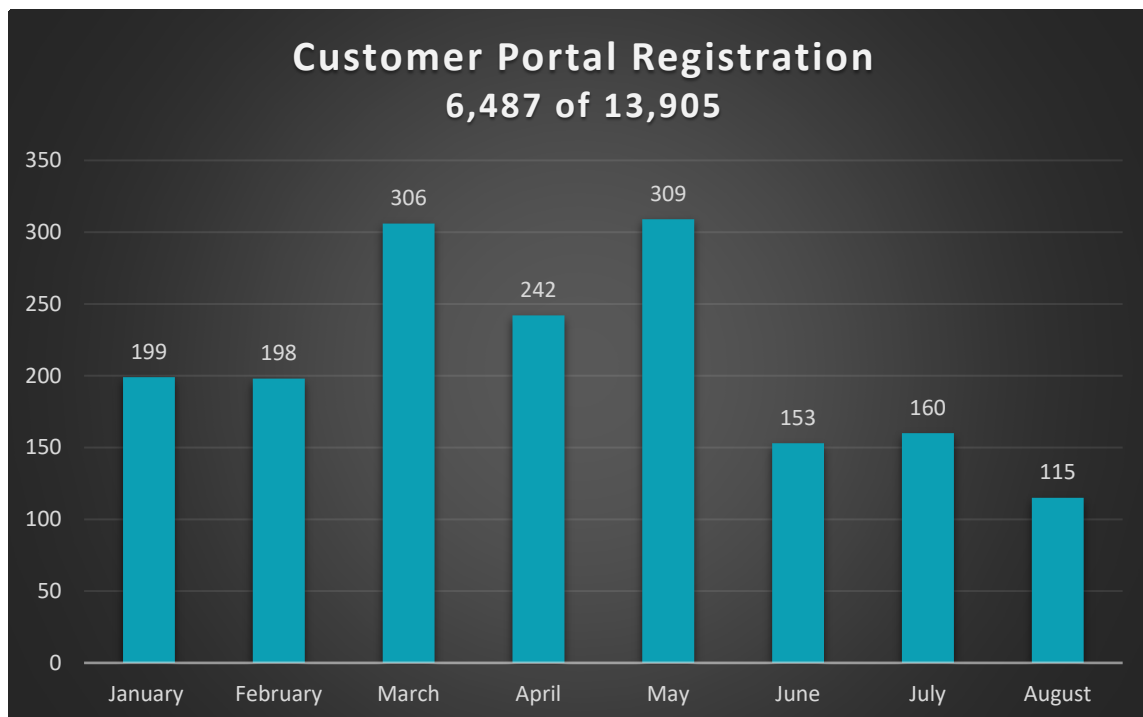


Most calls are related to payment plans, bill assistance information, demand/lien release requests, new property start/stop service, and account balance requests. The table below provides a summary of the number of calls by category received by the Customer Service staff.

Customer Request	Total for August 2023	Monthly Avg. for FY 2024	Total for FY 2024
Water Waste	1	2.5	5
High Bill Calls / Service Line Leaks	6	4.5	9
No Water	7	8.0	16
Disconnections by Request & Non-Pay	160	151.5	303
Reconnections by Request & Non-Pay	90	85.5	171
Service Transfers	107	102.0	204
New Customer / Roll Over Accounts	128	127.0	254
High/Low Pressure	10	6.0	12
Water Quality	1	3.0	6
Other / Miscellaneous	101	144.0	188

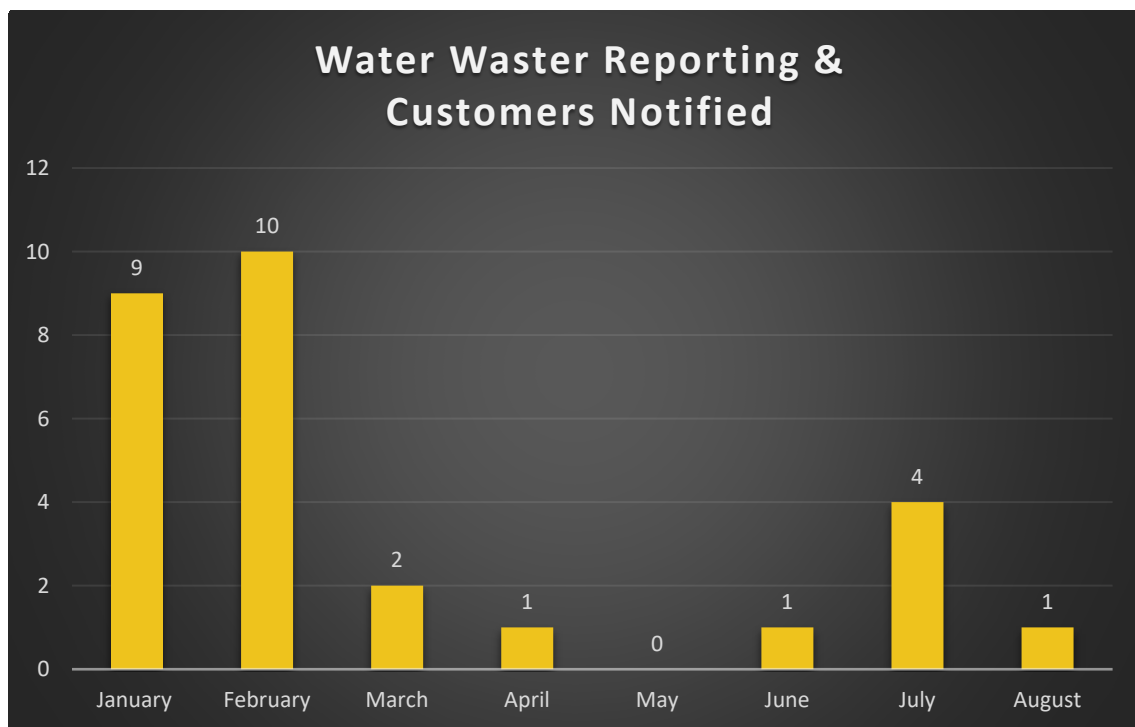
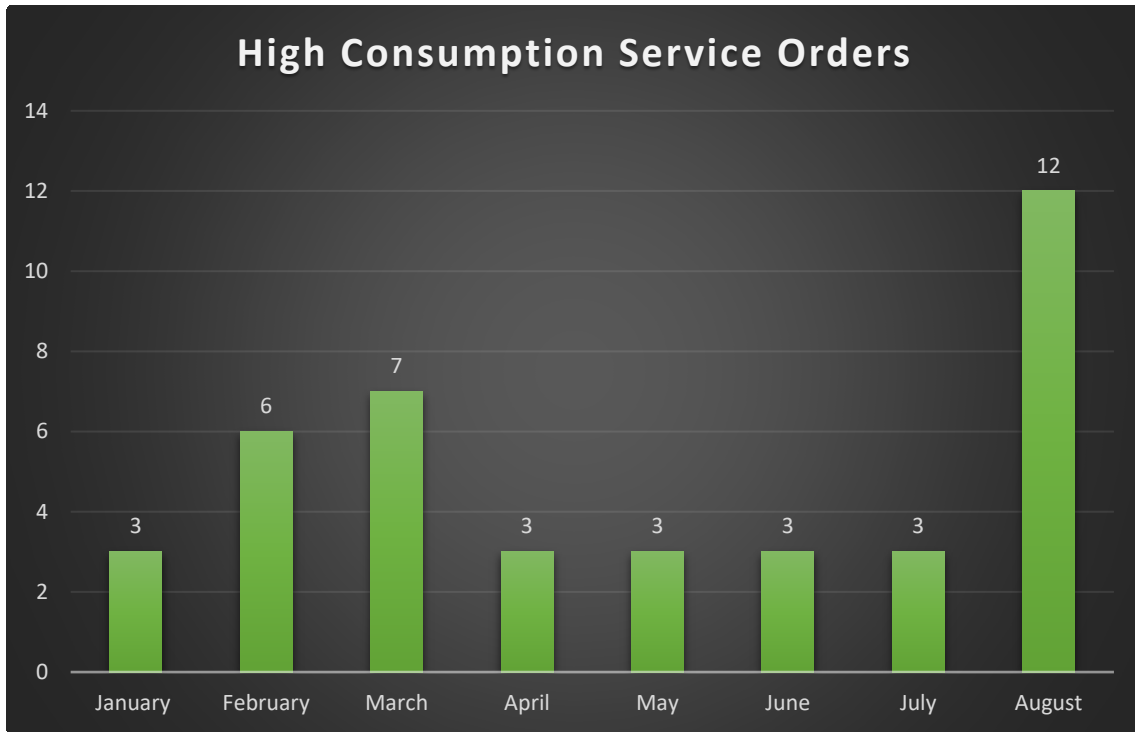
Customer Portal

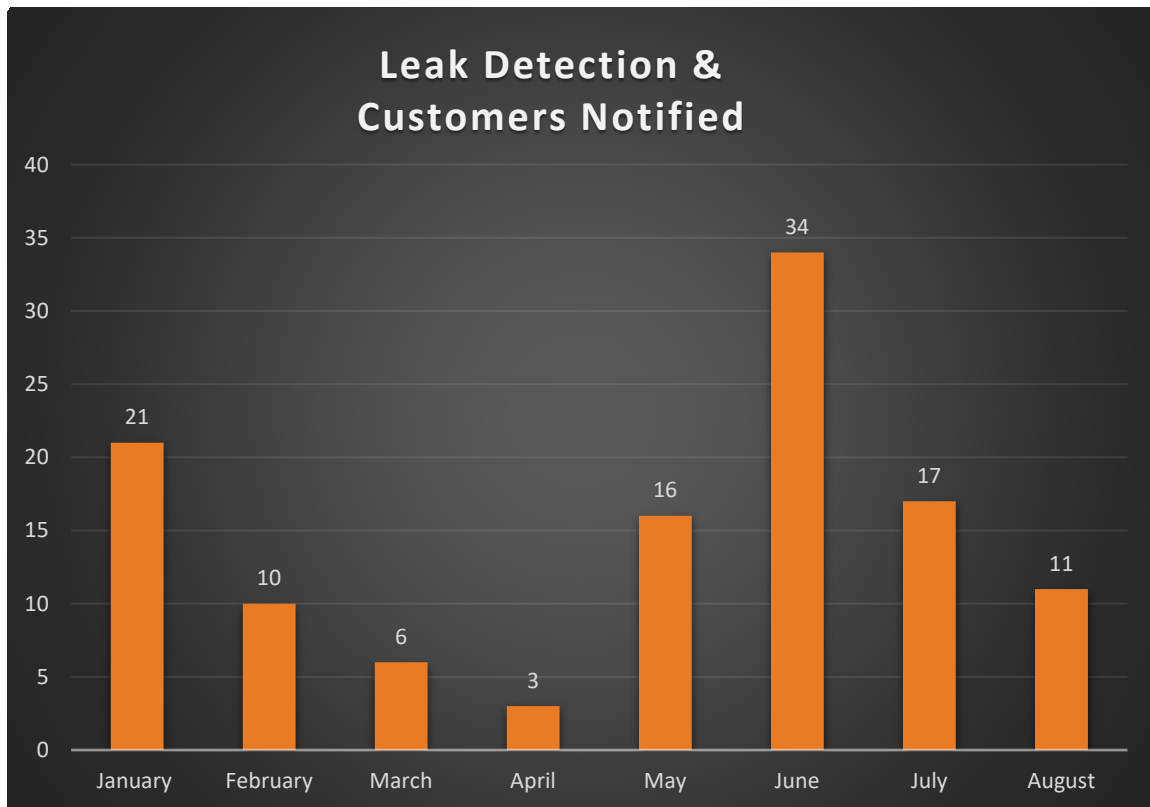
The District has implemented an AMI infrastructure and Neptune 360 portal. All customers are encouraged to sign up for the Customer Portal to access bills and leak alerts. Since launching the portal, customer adoption has reached 47%, or 6,487 customers registered so far.



Monitoring of Customer Accounts

The District continues to leverage the new AMI infrastructure and Neptune 360 portal to investigate high consumption, identify water wasters, and detect leaks. The following charts represent the monitoring results for 13,905 customer accounts by the Customer Service staff.





Customer Bill Assistance Programs

The District continues to facilitate bill assistance programs for the benefit of its customers.

- The United Way Customer Bill Assistance Program continues to be utilized by those customers who need assistance for one billing period annually, paying \$100 per approved customer.
- Riverside County's Low Income Household Water Assistance Program (LIHWAP) Care Program provides customers with a one-time payment towards their water and/or sewer bill up to \$2,000. The U.S. Department of Health and Human Services has permitted the extension of the LIHWAP program through March 31, 2024. Staff will immediately work with Local Service Providers to extend the program through December 31, 2023, and then evaluate further extension of the program.
- Beginning March 13, 2023, LIHWAP will now be able to assist customers even if their account does not have an arrearage. When a customer is not past due on their bill, they will receive a base payment ranging between \$200 - \$371. The amount the customer receives will depend on their household size and income.

The table below summarizes the results of the customer bill assistance programs administered by the Customer Service staff.

Assistance Program	Customers Assisted in August 2024	Total Assistance in August 2024	Total Assistance in FY 2024
United Way of the Desert	10	\$1,000.00	\$1,800.00
LIHWAP / CAP Riverside	11	\$3,573.94	\$32,870.27
MSWD Payment Plans Last Month	Previous Month Remaining to be Billed	MSWD Current Customer Payment Plans	Current Balance Remaining to be Billed
107	\$44,202.42	107	\$47,980.84



Delinquency Service Disconnections

Staff continued to reach out to customers with delinquent accounts to provide information for assistance and repayment options to avoid disconnection. The table below summarizes the activities of Customer Service staff regarding delinquent accounts.

Fiscal Year	Auto-Dialer Calls to Customers	Door Hangers to Property	Customer Contact to Make Payment Plan	Service Disconnections
2023 – 2024 (Year to Date)	953	140	169	95
2022 – 2023	5,107	759	1,171	656
2021 – 2022 (3/24/2022 – 6/30/2022 COVID Moratorium Ended)	1,937	494	378	286
2020 – 2021 (COVID Moratorium)	0	0	0	0
2019 – 2020 (7/1/2019 – 3/9/2020 COVID Moratorium Started)	7,182	1,760	814	667

Customer Bill Pay Options

MSWD Customer Service continues to provide customers with multiple options for bill payment.

- Payment Portal on MSWD.org/Customer Connect.
- Customers can pay at 7-11 in Desert Hot Springs, Palm Springs, Cathedral City, and Yucca Valley, CVS or Walmart in Palm Springs, and Family Dollar in Yucca Valley. Customer must have their bills present.
- Customers can drop payments (check or money order) in the drop box.
- Customers can call in and pay through the IVR system, or with Customer Service Representative assistance.
- Pay Near Me is promoting inclusive payment options including: Cash App Pay (New), PayPal, Google Pay, Apple Pay, and the QR code on the back of the bill. Customers can pay directly from their smartphone.
- Coming soon by December 2023, Pay Near Me will partner with Dollar General as another local payment location.

Cash App Pay

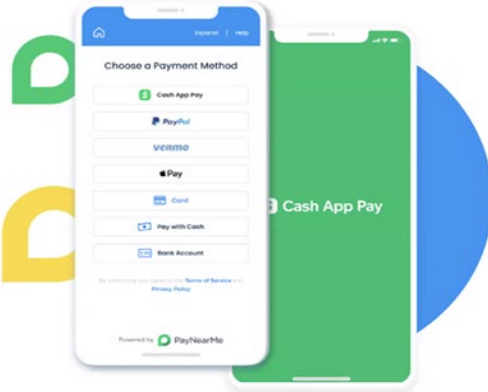
Pay Near Me is excited to announce that Cash App Pay is available as a payment option for billers. According to Pay Near Me research, 1 in 5 consumers say Cash App Pay is an important or very important option for bill pay. Now, Pay Near Me clients can offer even more convenient options for payments.


Cash App Pay entered the market with their peer-to-peer money transfer service years ago and has since amassed 53 million monthly transacting activities as of March 2023. In 2021, the financial services app made it possible for merchants within the Square network to accept consumer payments via Cash App Pay. And recently, they welcomed merchants outside of the Square network, including Pay Near Me clients, to also reap the benefits of Cash App Pay.

Cash App Pay

Accept payments from the mobile wallets your customers use daily.

- Offer a convenient, online payment option for your underbanked customers.
- More than two-thirds of Cash App's monthly transacting actives are Millennial or Gen Z customers
- Supports one-time, future-dated payments and recurring payments.
- Pay with stored balances
- Mobile-first customer experience



Powered by  PayNearMe

Finance and Accounting Department

The Finance and Accounting Department continues to work with its vendors to complete the yearly and necessary tasks to meet State and Federal reporting requirements and the strategic goals established by the MSWD Board of Directors. Below are project highlights and summaries for August 2023.

Current Work Priorities

The Finance Department continues to update the procurement policy to meet District needs while ensuring it meets State and Federal laws.

The Accounting Department continues to support other departments as needed.

Human Resources

- Processed final pay and certification pay changes.

Information Technology

- Continue to evaluate the migration from Unidata to another ERP system.
- Coordinated the catalog of software used by the District for GASB 96 reporting.

Customer Service

- Provided several corrections to customer service for customer accounts.
- Continued to work with Customer Service to review and update the Fiscal Year 2023-2024 Sewer Fees tax roll APN errors and Standby Charge removal.

Public Relations

- Assisted with communication efforts during the Tropical Storm Hillary aftermath.

Engineering and Construction and Maintenance

- Two new cost tracking jobs were requested by Engineering
 - Industrial Pre-Treatment Program – cost tracking, or sampling and inspections, at cultivation facilities.
 - New Service Applications - cost tracking for review before service installation.
- One new reimbursable job was requested by Engineering.
 - PS Fulfillment Center – water improvements for industrial building.
- One new reimbursable job was requested by Construction & Maintenance.
 - Camino Silvoso Mater Main Hit – damage to water main during residential fence installation.

Budget

Budget transfers in August for Fiscal Year 2022-2023 amounted to \$32,893 for engineering and general consulting services. There were no budget transfers for Fiscal Year 2023-2024.

Audit

The accrual period for Fiscal Year 2022-2023 ended on August 31, 2023, and the accounting staff began work on closing out the year.

Payroll

The Payroll Department continues to work with other departments to ensure timecards are prepared accurately.

Cash

Total cash receipts for the month of August 2023 amounted to \$22,028,566 with the majority being grant receipts for the Regional Water Reclamation Facility in the amount of \$20,336,043. The remainder mainly consists of water and sewer customer account payments.

Cash disbursements for the month of August 2023 amounted to \$2,368,916 with the largest payments going to:

- TKE Engineering - \$442,477
- Net Payroll - \$348,722
- EFTPS-IRS Federal Tax Remittance - \$170,501
- Layne Christensen Company - \$151,736
- Coachella Valley Water District - \$130,473
- CALPERS - \$113,405
- ACWA-JPIA Health Benefits Authority - \$100,238



Innovation and Technology Department

The Innovation and Technology (IT) Department continues to work with staff and vendors to achieve technological enhancement and meet innovation goals established by the MSWD Board of Directors. Below are project highlights and summaries for August 2023.

Hurricane Hillary Response

There were no District IT systems that were damaged as a result of the hurricane and the District's systems experienced zero downtime.

The IT Department worked with various staff to enable them the ability to securely work from home until roads reopened on August 22, 2023. IT also reconfigured the phone system to enable available staff to accept and respond to customer calls despite the inability for all but 3 staff members to reach the Administration office.

Technology Improvements

A system update was performed on the connection between the Corporate Yard and the Horton Wastewater Treatment Plant to improve performance and reliability.

Cabling upgrade for the Construction & Maintenance Lead Office has been completed, giving both offices a more reliable network connection as the age and weathering of the existing cabling increased the risk of failure.

IT has been performing after-hours software upgrades of network equipment to the most current stable versions for performance and security.

MSWD continues its push toward paperless operations with the expansion of Laserfiche forms which staff are currently using for managing budgets and submitting overtime. Additional forms are in development along with continuous improvements in current forms.

Cybersecurity improvements continue to be made to improve District security.

Desktop computers and laptop upgrades continue as needed.

On-Going Cyber Security Training

IT continues the monthly anti-phishing training scenarios with staff and Board members. Staff has been diligent in reporting suspicious emails or contacting the IT Manager for review of suspicious emails before acting.

Cyber Security News Roundup

The IT Department tracks trends in cyber security to note new opportunities for security and new concerns to defend against. The news below is a brief selection of news intended for informational purposes and provides no insight to the District's cyber security controls.

- Researchers have learned that AI systems can be taught to recognize the sound of a user's keystrokes and, with 95% accuracy, can determine which keys were typed. This creates another opportunity for attackers to learn passwords and sensitive data as they only need a microphone near their target's keyboard. ([ARXIV](#))
- Language learning platform, Duolingo, left an API exposed to the Internet that allowed hackers to harvest the personal email addresses of 2.6 million users with public profiles. While this did not include credit card numbers, it does allow the hackers to perform more effective targeted phishing attacks against these users. ([Infosecurity Magazine](#))
- LinkedIn has been experiencing many attacks as hackers have been attempting to take over a massive number of accounts using leaked credentials or brute forcing users with weak passwords. Many victims have reported the hackers enabled multi-factor authentication after the takeover, making it more difficult for victims to regain control of their accounts. Users with strong unique passwords or multi-factor authentication enable have so far been protected. LinkedIn has not issued an official statement and has not reported any signs of internal breach. ([Bleeping Computer](#))
- Ransomware increased 74% in the second quarter of 2023. While there was a 41% decline in the first quarter of 2023, the volume of incidents began skyrocketing in the second quarter of 2023 and is expected to continue to climb as more variants of ransomware have been identified. ([Infosecurity Magazine](#))



Purchasing Department

Staff continues to source sanitization supplies to ensure wipes, hand sanitizer, and disinfectants are available to all District buildings and vehicles for the safety of the staff.

Price increases and supply chain issues continue to surface within our industry. Specifically, PVC pipe and fittings, ductile iron pipe and service brass fittings, restraints, hydrants, and valves, as well as many other products, are experiencing significant shortages that could lead to extended lead times. Along with these supply chain problems, pricing continues to escalate. These problems exist with both domestic and import materials. Staff will continue to monitor the situation and perform due diligence in getting all the material that is needed to maintain the water systems.

Total inventory purchases were \$55,114.08, and the total issued for use by field crews totaled \$41,143.61 for August 2023.



ENGINEERING AND OPERATIONS

Engineering Department

Below is a list of Capital Projects and status updates for August 2023.

Well 42 Project

Construction is still on-hold due to revisions to the pumping and electrical equipment. The contractor is in the process of procuring the well motor and pump assembly, and is coordinating a submittal for the MCC equipment from the manufacturer. Construction will likely be on-hold for several more weeks while the equipment submittals are processed and the equipment is ordered, fabricated, and delivered to the site for construction and installation.

AD-18 – GQPP Sewer Project Areas “H” & “I”

Staff has been unable to reach an agreement with the property owner at the south end of Hildago Street for an easement needed to complete the proposed sewer pipe alignment. As such, Staff is evaluating other options, including a small lift station to avoid the parcel.

Well 22 Rehabilitation

Staff has received the final project plans and specifications for the well site improvements. Staff is preparing the final bid package and anticipates putting the project out to bid in September 2023. Following completion of the bidding process, bids will be evaluated and the lowest responsible and responsive bid will be brought to the Board for award.

Water and Wastewater System Comprehensive Master Plan Updates

Staff is in the process of reviewing the draft water and sewer master plans. In addition, staff is reviewing and adjusting the flow model with demand and calibration data. Engineering and Operations staff are evaluating the breadth and depth of the proposed water CIP.

AD-18 – GQPP Sewer Project Areas “A” & “G”

The design consultant, Genterra, continued progress on the 90% construction plans and specifications.

Backup Generators for Well Sites 27-32 and 37 Projects

Staff has received the contract extension returned from the consultant extending the contract term for one year.

The consultant submitted revised plans on June 23, 2023, and staff reviewed and approved the plans. Staff has received the specifications and engineer's construction estimate. Staff will review the specifications and prepare the contract documents for bidding purposes to solicit construction bids.

AD-18 GQPP Sewer Project Area "D3-1"

The California Department of Water Resources (DWR) has approved repurposing the grant funding for this project and combining it with other grant funding for the Area D-3 construction. Staff has received comments from DWR on the grant amendment and staff is preparing a response.

Supplemental Environmental Project

The bid opening was completed on August 17, 2023. Staff received three bids and is in the process of reviewing them. Upon completion of the bid review, staff will bring the lowest responsible and responsive bid to the Board for approval in the coming months.

Well 34 Rehabilitation

Staff posted the project for bidding on August 8, 2023. The pre-bid job walk was completed on August 23, 2023. The bid opening is scheduled for September 12, 2023, at 2:00pm. Following the completion of the bidding process, bids will be evaluated and the lowest responsible and responsive bid to the Board for award.


Regional Water Reclamation Facility

The Project Team continued processing submittals and responding to RFIs submitted by JF Shea Construction.

JF Shea Construction continued construction on the Regional Water Reclamation Facility (RWRf). Through the month of August 2023, JF Shea Construction:

- Continued installing the operations building insulation, interior conduits, fire suppression system, cable trays, air ducting, etc.
- Continued progress on forming and pouring of the Influent Pump Station and Headworks walls, channels, and slab.
- Continued outfitting the SBR tanks with catwalks, hand railings, scum troughs, air piping, etc.





The Project Team continued the process of contacting property owners to acquire right-of-way along 20th Avenue to construct the third required monitoring well, to be constructed at a later date. The appraisal report was received and reviewed by staff. Staff has sent the appraisal report to the property owner for review.

The Project Team continued to coordinate with the State Water Resources Control Board (SWRCB) on the SRF/Grant funding agreement and reimbursement requests.

- The SWRCB issued payment for Reimbursement Request No. 1. Staff is currently preparing Reimbursement Request No. 2.
- Staff continues to check in with the SWRCB regarding approval of the Conveyance Line FBA.

RWRF Conveyance Line

The Project Team continued processing submittals and responding to RFIs submitted by Downing Construction, Inc.

Downing Construction continued constructing the gravity sewer along Little Morongo Road and 19th Street, and has begun constructing the force main along Dillon Road.

Area M2 Sewer Collection System (AD-15)

Staff has completed checking the draft design package and will be returning it to the design consultant, AECOM, to finalize in the coming weeks.

The Project Team is working with the design consultant to incorporate water service replacements throughout the project area.

RWRF Roadway Design (19th Avenue, Little Morongo Road, and 20th Avenue)

The design consultant, TKE Engineering, completed the roadway geometric design and submitted it to the City of Desert Hot Springs for review and comment. The City of Desert Hot Springs provided comments regarding the street layout which are currently being reviewed by staff.

Operations & Maintenance

Construction & Maintenance

Water Line Locations

Staff completed approximately 592 water line location requests using iPads and the GeoViewer Mobile app to streamline and manage line locations.



Water System Repairs/Replacement

Staff continued to repair and replace components of the water distribution system keeping it in optimum working order and properly functioning without any interruption. Below is a summary of the repairs and replacements completed in August 2023.

- 20 water service lines were replaced with copper.
- 23 service line leaks were repaired.
- Eight mainline leaks were repaired.
- Zero hit fire hydrants were repaired.



Water System Maintenance

Staff continued to implement preventative maintenance and inspection programs keeping the water distribution system in optimum working order and properly functioning without any interruption. Below is a summary of the maintenance completed in August 2023.

- 131 ground valves were exercised.
- 57 fire hydrants were flushed, maintained, and painted.
- Two air-release valves were inspected and/or rebuilt. The annual maintenance program has now been completed for this year.
- One blow-off was flushed. The annual maintenance program is now completed for this year.



Street/Asphalt Repair (City/County)

The District's contractor, B-81, continued efforts to finalize permanent asphalt repairs from leaks and scheduled work throughout the District. After all pending repairs are completed, repair work will be dispersed quarterly.

CMMS Workorder Program

A total of 56 work orders were processed in August 2023 using the CMMS program.

New Water Meter Service Installation

Staff installed four new water service lines in August 2023.

Fire Flow Testing

Staff continued performing field fire flow tests for the Engineering Department. Nine fire flow tests were conducted in August 2023.

Fleet and Facility Maintenance

Janitorial Services

All District buildings continue to be cleaned and disinfected weekly, Tuesday through Friday, by our janitorial company. Routine disinfection is completed four times per week and routine janitorial services are completed twice a week (Wednesday and Friday). August will be the final month with our current janitorial services contractor. Beginning on September 6, 2023, the new janitorial services company will be Executive Services.

Building Maintenance

Staff completed the following building maintenance during the month of August 2023:

- Replaced AC filters on two AC units on the Administration Building rooftop.
- Readjusted the float and resealed the edges of the meter shop/lead office rooftop swamp cooler.
- Made four repairs to the irrigation lines at the Terrace Reservoir and one repair to an irrigation line at the Two Bunch Reservoir.
- Replaced 150 feet of sprinkler line at the Woodbridge Reservoir.
- Replaced a broken bubbler head on the irrigation at Well 28.
- Installed a water separator on the airline going to the shop.
- Replaced the wood and hinges on the Administration Building trash enclosure doors and repainted them.
- Installed new toilet paper holders in both restrooms at the Annex Building.
- Replaced a bad power pack for the Corporate Yard office computers.
- Replaced two ballasts on lights in the Accounting Modular.
- Replaced broken clip and both flags at the Administration Building.
- Replaced the spider bearings on Swamp #2.
- Swept standing water off low spots on the Administration Building roof and inspected for active leaks.
- Re-secured the bell to truss on the Administration Building.

Standby Generator Monthly Maintenance Program

This testing ensures the generators are in good working order and ready to be used when needed. There were no generator issues in August 2023, however, the 230KW Cummins portable generator remains out of service.

Fleet Maintenance/Repairs

- DEF Header inspected for issues and scheduled Unit 415 with the dealer for repairs on September 11, 2023.
- All belts replaced and Zirc fittings greased, male hose end replaced on suction tube and rust hole temp, and patched on Vortex cannister on Unit 385.
- Preventative maintenance performed on Units 388, 412, 389, 410, and 427.
- Replaced both rear taillamp bulbs, replaced ball hitch, and plugged left rear tire on Unit 418.

- Replaced light wiring harness and taillights on Unit 335.
- Installed MSWD decals and emergency strobes on Unit 435.
- Removed decals, radio, and decommissioned Unit 388.
- Tightened connection for an inverter issue and recharged the AC system on Unit 365.
- Replaced battery and taken in for service for an internal "U1267" CEL code on August 29, 2023, on Unit 420.
- Greased jack assembly and replaced cracked left rear hub cover on Unit 395.
- Installed trailer hitch assembly, as well as a 7-pin wiring harness and plug, and repaired a damaged alternator plug on Unit 402.
- Unit 408 was taken into Palm Springs Motors for a possible electrical draw, but they found no issues.
- Plugged right front tire on Unit 410.
- Replaced faulty EGR valve on Unit 389.
- Replaced the fuel cap tamper on Unit 399.


Wastewater Collections

Sanitary Sewer Overflows (SSOs)

There were no Sanitary Sewer Overflows (SSOs) in the collection system during August 2023.

Dos Palmas Lift Station

Operators conducted daily site visits at the Dos Palmas Lift Station checking for proper pump operation, ensuring the SCADA system is working properly, and checking site security. Pump 1 at the lift station failed on August 24, 2023, and staff ordered a bypass pump from Xylem to have on site in case Pump 2 fails. Staff had to take the forklift down to the lift station because the only available pump from Xylem after tropical storm Hilary was a skid mounted pump. Pump 1 will be sent in for repairs.



Sewer Line Locations

Staff completed 593 sewer line location requests using iPads and the GeoViewer mobile application to streamline and manage line locations.

Sewer Line/Collections Maintenance

- Staff completed two inspections using CCTV in August 2023,
- Staff cleaned approximately 7.91 miles of sewer mainline in August 2023.


Wastewater Treatment

Plant Maintenance

Staff spent a combined 400.25-man hours performing routine plant maintenance, equipment maintenance, and plant operations at the Horton and Desert Crest Wastewater Treatment Plants (WWTPs). Also, during this timeframe staff spent 183-man hours operating the sludge belt filter press, including filling and removing 16 trailers of sludge from the Horton and Desert Crest WWTPs.

The Horton WWTP had a record 24-hour flow of 2.592078 MGD due to tropical storm Hilary. The plant only received minor damage on the dykes around the percolation ponds. The record flow was more than the 2.436 MGD permitted capacity of the Horton WWTP and was reported to the State Water Resources Control Board.

Staff replaced the lower belt on the belt press due to a tear in the seam. This belt was in operation for roughly eight months.



Sampling and Laboratory

Staff collected 47 samples and spent 70.5-man hours performing laboratory duties and analysis for process control and regulatory reporting purposes. Both wastewater treatment plants are producing an effluent that meets the District's permit discharge requirement. Staff continues to sample for a nitrogen study that the Horton WWTP is currently going through.

Staff continued to perform monthly groundwater sampling and sound water levels at the groundwater monitoring wells for the Wright RWRf.

Pond Maintenance


Staff cleaned and rehabilitated Ponds 1, 4, 6, 7, and 8 in August 2023. Pond 1 was cleaned twice.



Weekly Wastewater Training

Staff continues to conduct a weekly department “Wastewater Training” program. These training courses are intended to provide all operators with consistent knowledge and a better understanding of processes, including operating equipment in a more proficient manner. This training also aids in keeping operators safe when completing maintenance. This month’s training included:

- Ordering Bypass Pump for the Lift Station
- Sludge Trailer Switch Out
- Laboratory Reagent Water



Through continued development in the Desert Hot Springs area, and at the request of new consumers, sanitary services are always being added to the collection system. Below is a summary of new sanitary service connections by month.

New Sanitary Service Connections to Collection System

	2023/24	2022/23	2021/22	2020/21	2019/20	2018/19
July	4	4	18	8	7	9
August	12	26	20	4	1	8
September		20	20	5	2	12
October		13	36	9	4	8
November		8	29	50	10	9
December		8	12	9	3	3
January		35	14	21	7	1
February		4	7	23	5	1
March		24	17	48	1	0
April		16	7	18	3	3
May		9	16	17	11	3
June		4	2	21	7	3
Annual	16	171	198	233	61	60

Additional sanitary service connection information is provided in Appendix A.

The following table shows the average daily flow and peak daily flow for the Horton and Desert Crest WWTPs.

Monthly Wastewater Flows

WASTEWATER FLOW MGD				
2023/24	HORTON PLANT		DESERT CREST	
	Avg. Daily Flow	Peak 24 hr. Flow	Avg. Daily Flow	Peak 24 hr. Flow
July	1.922043	2.149212	0.050983	0.071200
August	1.929369	2.592078	0.047453	0.067540
September				
October				
November				
December				
January				
February				
March				
April				
May				
June				

Additional wastewater flow information is provided in Appendix A.

Water Production

Water Pumped/Produced

During the month of August 2023, the District's three public water systems produced the following quantity of water:

- MSWD (CA3310008) – 719.43 Acre Feet (234.4 MG)
- Palm Springs Crest (CA3310081) – 13.48 Acre Feet (4.39 MG)
- West Palm Springs Village (CA3310078) – 7.84 Acre Feet (2.55 MG)

Water Sampling/Testing

- Staff collected 50 routine samples in Desert Hot Springs, four routine samples in ID-E, seven well samples in Desert Hot Springs, and four well samples in ID-E.
- Staff also collected 16 general physical samples in Desert Hot Springs and two general physical samples in ID-E.
- The monthly uranium sampling at Well 26A was completed on August 7, 2023.
- The MSWD Monthly Coliform Monitoring Report for August 2023 was sent to the SWRCB on September 8, 2023.



Chlorination System Updates

- Staff continued to conduct routine chlorine pump maintenance and inspections at all well sites, making necessary adjustments to all chlorine pumps and/or their related equipment, ensuring proper operation and repairing/rebuilding as needed. All chlorinators were functioning properly in August 2023, with only typical preventative maintenance required for these pumps.
- Staff began cleaning all chlorinators two times per month with a vinegar-based solution to reduce chlorinator issues. All of the chlorine pumps were cleaned during August 2023. Unfortunately, due to the storm event, staff was only able to clean the chlorinators once this month.

- During the month of August 2023, a total of 2,233 gallons of chlorine (12.5% solution strength) was used to disinfect the distribution system and the production facilities. (Reflects usage in the MSWD and ID-E systems)
- During the of August 2023, the Production staff checked and documented the chlorine residuals at all the wells that are in-use a total of 225 times. The average chlorine residual of these 225 readings was 0.98 ppm. (Reflects data in the MSWD and ID-E systems)
- The chlorine analyzer at the Valley View Reservoir was having some issues this month. Staff cleaned the analyzer and flushed the water feed line and needle valve. This seemed to solve the issues. Additionally, due to the number of nuisance SCADA alarms, staff added an alarm delay to eliminate brief dropouts in chlorine residual readings.
- During the month of August 2023, the Production staff checked and documented the chlorine residuals throughout the distribution system a total of 98 times. The average chlorine residual of these 98 readings was 0.88 ppm. (Reflects data in the MSWD and ID-E systems)



Well Soundings

Staff continued to sound the groundwater levels for 13 production wells and nine monitoring wells.



Production Facility Updates

Staff continued to oversee all water production sites making necessary adjustments. Staff routinely climb reservoirs and conduct monthly overflow maintenance as needed. Staff also conduct reservoir roof inspections using a drone.

- Well 22 Rehabilitation – The contractor, L.O. Lynch, gave a target completion date by the end of August 2023.
 - Both the mechanical and chemical rehabilitation methods were completed.
 - Test pumping was performed during the first couple of weeks in May 2023. The test pumping provided the important information regarding the possible yield capacity of this well. A maximum flow rate of approximately 1,290 gpm was achieved with a drawdown rate of less than 10 feet. The test pump and motor was pulled during the last week of May 2023.
 - A larger pump and motor was installed during the first week of June 2023. A maximum flow rate of approximately 1,500 gpm was achieved, which was less than expected. The constant rate test pumping was performed during the week of June 19, 2023. The test pump equipment was pulled from the well during the week of June 26, 2023.
 - The final step is disinfection and outfitting the well with the permanent pump and motor. The downhole equipment has been ordered and there is a minimum 2 month lead time on the pump. The final design flow was determined to be 1,600 gpm.
 - As of August 31, 2023, the downhole pumping equipment is still on order. No additional work was done during the month of August 2023.

- Gateway Fire Pump Monthly Testing – Staff performed the monthly fire pump testing on August 14, 2023. All systems functioned properly. Water loss data was captured and entered into the water loss tracking worksheet.
- Well 24 Motor – On August 3, 2023, the 600HP motor for Well 24 failed. The motor was pulled and sent to Walton Motors to be repaired. Staff received the repaired motor and it was installed on August 31, 2023. Once the well was operational, staff collected a bacteriological sample before putting the well back into normal service. A passing result was received from the laboratory on September 1, 2023, and the well was put back into normal service on September 1, 2023.
- IXP Treatment Plant (Well 26A) – The IXP Treatment Plant formed a lead on the pre-treatment sediment filter canisters during the week of August 29, 2023. Envirogen was dispatched to replace the o-ring seals and the system was put back into service on the same day.
- Valley View B1 Motor – During the Hilary storm event, the Valley View Booster #1 motor was damaged due to water intrusion. The motor was pulled and sent to Walton Motors for inspection/repair. However, Walton Motors reported that the motor was not able to be repaired and helped source a new motor for the District. The pump was down for approximately four days before the new motor was installed and put back into service.
- Two Bunch Booster #2 Circuit Breaker – Staff found that the circuit breaker for Two Bunch Booster #2 was tripped following the Hilary storm event. This pump was out of service for approximately four days while staff investigated the cause of the tripped breaker. No issues were found, and the pump/motor were put back into service before the weekend of August 26, 2023.
- Redbud Booster SCE Power – During the Hilary storm event, power was lost to the Redbud Booster Station for approximately two days. A new portable transfer pump was put to use during this power outage and staff was able to maintain Highland's water level.
- Water Loss from Hilary Storm Event – During the storm event, it is estimated that the District lost approximately 4.2 million gallons of water due to the pipeline damage. eservoir that is prone to be exposed to thermal stratification.

Well 33 Solar Site

A major component of the Well 33 electrical switchgear was replaced by the solar contractor, Total Energies (TE), during the month of August 2023. This replacement was necessary to restore the site to normal power generation. TE scheduled a return visit during the second week of August 2023 to finish out the final work and energize the system. Staff is waiting for confirmation when the monthly generation reports will show the amount of energy generated.

Through continued development in the Desert Hot Springs area and at the request of new customers, water services are always being added. Below is a summary of new water services added each month.

New Service Connections to the Water System

	2023/24	2022/23	2021/22	2020/21	2019/20	2018/19
July	5	6	18	7	4	5
August	14	28	19	6	10	5
September		22	23	18	2	14
October		16	33	13	3	21
November		10	27	10	16	4
December		9	9	2	17	3
January		26	14	15	6	3
February		14	8	13	8	5
March		29	19	16	2	3
April		24	6	11	1	3
May		16	19	15	12	5
June		5	1	24	11	2
Annual	19	205	196	150	92	73
Avg./ Mo.	1.58	17.08	16.33	12.50	7.67	6.08

Additional water service connection information is provided in Appendix A.

As expected, the new water services increase the amount of water needed to be pumped; however, the weather and water conservation continue to be the primary factor in MSWD water production. The following table summarizes the MSWD water production for each month.

Monthly Water Production

	FY	Variance		FY	FY	FY	FY
	2023/24	from prior year		2022/23	2021/22	2020/21	2019/20
	AF	AF	%	AF	AF	AF	AF
July	789.99	38.20	5.08%	751.79	796.57	857.77	853.23
August	737.74	-112.45	-13.23%	850.19	839.93	885.31	795.18
September		-	0.00%	716.03	738.65	784.80	757.08
October		-	0.00%	691.98	665.18	755.84	709.39
November		-	0.00%	599.39	679.85	690.13	619.87
December		-	0.00%	554.27	565.48	588.32	537.23
January		-	0.00%	530.39	580.28	537.96	553.20
February		-	0.00%	490.41	527.34	495.61	520.85
March		-	0.00%	500.37	601.44	625.80	557.73
April		-	0.00%	552.34	624.07	649.34	573.02
May		-	0.00%	726.25	745.36	723.62	698.99
June		-	0.00%	682.09	730.02	761.63	806.02
TOTAL	1,527.73	-74.25	-4.63%	7,645.50	8,094.17	8,356.13	7,981.79

Additional water production information is provided in Appendix A.

Water Resources

Below is a list of water resources related activities for August 2023:

Integrated Regional Water Management Planning

The Coachella Valley Regional Water Management Group (CVRWVG) met to discuss on-going grant funded projects and upcoming grant opportunities. The CVRWVG implements the Integrated Regional Water Management (IRWM) Plan for the Coachella Valley IRWM Region.

Mission Creek Subbasin Sustainable Groundwater Management Act Compliance

The 2022 Alternative Plan Update for the Mission Creek Subbasin is still with the California Department of Water Resources (DWR) for review, however, DWR doesn't anticipate completing reviews of alternative plans until 2024.

San Geronio Pass Subbasin Sustainable Groundwater Management Act Compliance

DWR is currently reviewing the 2022 Groundwater Sustainability Plan for the San Geronio Pass Subbasin.

Indio Subbasin Sustainable Groundwater Management Act Compliance

The 2022 Alternative Plan Update for the Indio Subbasin is still with the DWR for review, however, DWR doesn't anticipate completing reviews of alternative plans until 2024.

Salt and Nutrient Management Planning

Staff attended the monthly Steering Committee meeting on August 23, 2023, for the Coachella Valley Salt and Nutrient Management Plan (CV SNMP) Update.

Staff has completed the review and comment on the Task 1 Technical Memo titled, Characterize TDS/N Mass Loading to the Groundwater Basin. Comments have been provided to the consultant to be addressed.



PUBLIC AFFAIRS

Below is a list of Public Affairs activities:

Past and Upcoming Sponsorships / Events

DVBA Bowling Bash/Networking Night: August 16, 2023

Team MSWD joined community leaders at a special networking night hosted by the Desert Valley Builders Association. The annual event brings together a mix of developers and the business community from all areas of the Coachella Valley. The MSWD team features a couple of ringers, as the District finished in second place overall.



MSWD Blood Drive: September 13, 2023

MSWD will host the LifeStream bloodmobile again on September 13, 2023, to honor the lives of our fallen 9/11 heroes. Watch your email or the District's social media for appointment information.



City of Desert Hot Springs 60th Anniversary Event: September 17, 2023, 2:00-8:00pm

MSWD will join others in the community to celebrate the City of Desert Hot Springs's 60th Anniversary at a special event held at Mission Springs Park on Sunday, August 16, 2023. The Public Affairs team will have a resource booth offering information about programs and services and featuring our award-winning water.



Project WET Educator Workshop: Saturday, November 4, 2023

MSWD is partnering with the Coachella Valley Water District to present a Project WET. The program is designed to give educators tools and hands-on activities to share our water message and deliver California's history/social science standards through an environmental lens. All activities are tied to Common Core and the Next Generation Science Standards (NGSS). This workshop is ideal for K-12 formal and informal educators interested in cross-curriculum water education lessons.



Water 101, Let's Talk Water: August – December 2023

MSWD is launching a new fall series of our popular Water 101: Let's Talk Water community workshops. The monthly courses will be at the new Desert Hot Springs Library from 6:00 – 7:00pm to discuss our water and wastewater systems, finances, and planning functions. Following is a complete list of dates:



- September 28, 2023
- October 26, 2023
- November 9, 2023
- December 21, 2023 (rescheduled from August 24, 2023)

If any other events occur throughout the month, they will be communicated either from the Public Affairs team or Dori Petee.

Public & Media OutreachBoil Water Notice: Tropical Storm Hilary Outreach

Before, during, and after the storm, the MSWD Public Affairs team worked to provide our residents with various emergency preparedness information, system status and water quality updates and information. These efforts included real-time website updates, social media posts, automated phone calls, customer service talking points, flyer/bottled water distributions, and the use of traditional media. Aside from using the emergency alert splash page on the home page of our website, we also created an easy-to-access quick link at www.mswd.org/hilary that provided customers with maps, notices, and factsheets. Public response has been positive in person and on social media.



MSWD Community Calendar Drawing Contest

MSWD is again launching a children's drawing contest, soliciting local students' artwork illustrating water conservation and groundwater protection. K-12 students throughout the District are being encouraged to participate. In addition, the Public Affairs team is promoting the contest through our local schools, social media, parent e-blasts, and our August 2023 customer newsletter.



Twelve winners will receive an Amazon gift card and have their artwork showcased in the District's 2024 community calendar. The deadline for submission is October 3, 2023. More information and a copy of the entry form are available on the District's website at www.mswd.org/drawingcontest.


Customer Newsletter

Our August 2023 Water Matters newsletter featured information about the appointment of Interim General Manager Brian Macy, the 2024 Calendar Drawing Contest, and the benefits of the Customer Connect portal. Printed copies of the bilingual newsletter are available in our lobby and also available online in the news section of our website. A copy of the newsletter is included in Appendix D.



A Note of Thanks

In July 2023, MSWD helped sponsor the Soroptimist House of Hope luncheon. As a thank you, the club provided MSWD with a letter of thanks for our contribution. A copy of the thank you letter is included in Appendix D.



Legislative Update

Federal: A Look Ahead: Congress Returns to Washington

Congress spent the month of August 2023 back at home in their respective districts/states. The Senate is scheduled to return the week of September 4, 2023, and the House the week of September 11, 2023. When Members return to Washington, their top focus will be on the Fiscal Year (FY) 2024 appropriations bills. The federal fiscal year ends on September 30, 2023, and to avoid a government shutdown, Congress will need to pass a short-term Continuing Resolution (CR). Given the current political climate in the House, the path forward for the CR will be more difficult than in previous years. In addition, FY 2024 appropriations, Congress will need to deal with several other authorizations that expire at the end of the month, including Federal Aviation Administration (FAA) authorization, the Farm Bill, the Pandemic and All-Hazards Preparedness Act, the President's Emergency Plan for AIDS Relief and the National Flood Insurance Program. Additional Federal Updates are located in Appendix B.

California: Making Conservation a Way of Life

The State Water Resources Control Board (SWRCB) recently initiated the formal rulemaking for Making Conservation a California Way of Life and released the draft regulation text and supporting material. The draft regulation outlines water use efficiency requirements for urban retail water suppliers, including urban water use efficiency standards, variances, an urban water use objective, and commercial, industrial, and institutional (CII) measures.

The SWRCB will hold a public hearing on October 4, 2023, to present the draft regulation and allow interested parties to provide oral comments. MSWD is reviewing the draft regulation and working with our representative at ACWA to provide written comments. A factsheet with background on this rulemaking is included in Appendix C.

Hexavalent Chromium

Following the State Water Resources Control Board's August 2023 workshop, MSWD submitted a comment letter to the State. A copy of that letter is included in Appendix C.

Public & Media Outreach

MSWD Digital Advertising

The District featured three Google and Facebook/Instagram ads promoting Water 101, Toilet Rebates, and Educational Resources.

Despite being halted the Friday before tropical storm Hilary, the campaigns garnered more than 210,000 impressions and 221 link clicks. Our Facebook ads garnered more than 91,000 impressions and 332 link clicks. A full report is included in Appendix D.




Social Media

A copy of the August 2023 social media report can be found in Appendix D. This report highlights activities and posts on the District's social media platforms. Before the storm, we halted all organic posts, instead focusing on emergency preparedness and system updates. While overall impressions were slightly down, our audience grew by more than ten followers, and our three posts with the highest engagement included storm-related information and the job announcement.

3 Highest Reach Posts			3 Most Shared Posts		
	Join Us Here's your chance to join our team! MSWD is currently a...	1,115		Hurricane Hillary 1:30 Storm Update: Two areas of the MSWD system experienced lo...	10
	Hurricane Hillary 8-22-2023 Update The MSWD boil water advisory remains in effect for app...	592		Hurricane Hillary 8-22-2023 Update The MSWD boil water advisory remains in effect for app...	9
	Hurricane Hillary 1:30 Storm Update: Two areas of the MSWD system experienced lo...	687		Join Us Here's your chance to join our team! MSWD is currently a...	4

CV Water Counts

Over 1,700 people viewed at least one page on the website in August 2023. The most popular pages were the landscaping tip of the month, conservation tips, and the skip overseeding post. Mobile phones were used to view the website more than 52% of the time, with about 36% of views on a desktop and just over 10% on a tablet. A full report is in Appendix D.



Rebates & Conservation

The Public Affairs team continued to promote rebates and conservation throughout our service territory during August 2023.

Toilet Rebates

There were no new toilet rebate applications in August 2023.

Turf Rebates

There were no new turf rebate applications in August 2023.

Conservation Kits

There were no new requests for Conservation Kits in August 2023.

Bottle Water Tracking Report

Water Donations for August 2023

Date Supplied	Requests Filled	Event or Purpose	# Cases Requested
8/1/2023	DHS High School	Class Orientations	10
8/1/2023	Food Now	Replaced water that was stolen	15
8/2/2023	Desert Regional Medical Ctr	Community School Events	10
8/10/2023	City of DHS	Council/Commission Meetings/Walk-in Guest	25
8/21/2023	Park West Mobile Home Park	storm-related	40
8/21/2023	Other residents	storm-related	70
Total Cases			170

APPENDIX A – Wastewater and Water Production Tables

WASTEWATER REPORT

SEWER CONNECTION SUMMARY													
	2023/24	2022/23	2021/22	2020/21	2019/20	2018/19	2017/18	2016/17	2015/16	2014/15	2013/14	2012/13	2011/12
July	4	4	18	8	7	9	51	2	1	139	2	0	0
August	12	26	20	4	1	8	53	2	4	214	4	0	2
September		20	20	5	2	12	8	11	2	90	2	1	0
October		13	36	9	4	8	12	4	21	65	8	2	1
November		8	29	50	10	9	7	7	1	52	18	7	3
December		8	12	9	3	3	64	1	0	86	22	11	2
January		35	14	21	7	1	16	8	3	27	3	11	1
February		4	7	23	5	1	42	0	3	5	46	6	1
March		24	17	48	1	0	23	5	0	31	16	2	1
April		16	7	18	3	3	15	30	0	8	95	14	3
May		9	16	17	11	3	20	45	7	13	98	3	2
June		4	2	21	7	3	6	70	4	4	72	2	0
Annual	16	171	198	233	61	60	317	185	46	734	386	59	16

Connections to Sewer Collection System:
 As of June 30, 2023 8,836
 Plus YTD 16
Total Sewer Connections = 8,852

WASTEWATER FLOW MGD				
2023/24	HORTON PLANT		DESERT CREST	
	Avg. Daily Flow	Peak 24 hr. Flow	Avg. Daily Flow	Peak 24 hr. Flow
July	1.922043	2.149212	0.050983	0.071200
August	1.929369	2.592078	0.047453	0.067540
September				
October				
November				
December				
January				
February				
March				
April				
May				
June				

WASTEWATER FLOW MGD				
2022/23	HORTON PLANT		DESERT CREST	
	Avg. Daily Flow	Peak 24 hr. Flow	Avg. Daily Flow	Peak 24 hr. Flow
July	1.980020	2.086591	0.038856	0.045610
August	2.007484	2.156507	0.043378	0.051750
September	2.085598	2.243680	0.042339	0.047130
October	1.980283	2.266199	0.045616	0.052230
November	1.966075	2.124845	0.045861	0.050330
December	1.963779	2.145901	0.041817	0.050300
January	1.954007	2.142796	0.043181	0.048220
February	1.917610	2.093768	0.041724	0.056170
March	1.977725	2.134190	0.042863	0.047530
April	2.047194	2.217048	0.037373	0.047160
May	1.977976	2.188987	0.040162	0.059330
June	1.938862	2.058816	0.049741	0.067470

WATER REPORT

WATER CONNECTION SUMMARY													
	2023/24	2022/23	2021/22	2020/21	2019/20	2018/19	2017/18	2016/17	2015/16	2014/15	2013/14	2012/13	2011/12
July	5	6	18	7	4	5	7	2	0	0	1	0	0
August	14	28	19	6	10	5	3	2	2	0	1	0	0
September		22	23	18	2	14	4	13	3	0	2	2	0
October		16	33	13	3	21	8	3	20	0	5	1	1
November		10	27	10	16	4	0	7	3	0	1	0	1
December		9	9	2	17	3	3	2	0	0	2	0	0
January		26	14	15	6	3	20	1	1	2	2	0	0
February		14	8	13	8	5	11	1	0	1	0	1	0
March		29	19	16	2	3	6	5	0	12	0	0	4
April		24	6	11	1	3	7	11	2	7	0	1	4
May		16	19	15	12	5	11	9	8	2	0	1	2
June		5	1	24	11	2	8	2	10	1	0	0	0
Annual	19	205	196	150	92	73	88	58	49	25	14	6	12
Avg./ Mo.	1.58	17.08	16.33	12.50	7.67	6.08	7.33	4.83	4.08	2.08	1.17	0.50	1.00

Connections to Water System:
 As of June 30, 2023 13,542
 Plus YTD 19
Total Water Connections = 13,561

WATER PRODUCTION SUMMARY													
	FY 2023/24	Variance from prior year		FY 2022/23	FY 2021/22	FY 2020/21	FY 2019/20	FY 2018/19	FY 2017/18	FY 2016/17	FY 2015/16	FY 2014/15	FY 2013/14
	AF	AF	%	AF	AF	AF	AF	AF	AF	AF	AF	AF	AF
July	789.99	38.20	5.08%	751.79	796.57	857.77	853.23	857.20	835.87	714.50	659.11	859.00	942.82
August	737.74	-112.45	-13.23%	850.19	839.93	885.31	795.18	806.47	829.93	808.54	706.62	730.71	828.60
September		-	0.00%	716.03	738.65	784.80	757.08	689.47	712.40	679.54	657.37	800.67	813.20
October		-	0.00%	691.98	665.18	755.84	709.39	709.81	733.86	678.33	575.86	716.30	716.09
November		-	0.00%	599.39	679.85	690.13	619.87	631.75	642.41	601.89	582.22	533.69	557.05
December		-	0.00%	554.27	565.48	588.32	537.23	502.16	584.24	520.63	503.10	590.83	633.09
January		-	0.00%	530.39	580.28	537.96	553.20	570.20	599.52	465.10	431.38	526.86	582.86
February		-	0.00%	490.41	527.34	495.61	520.85	415.49	512.79	453.39	483.92	506.49	522.87
March		-	0.00%	500.37	601.44	625.80	557.73	490.92	536.09	549.50	514.05	614.94	603.89
April		-	0.00%	552.34	624.07	649.34	573.02	635.08	644.06	540.56	502.36	622.58	664.05
May		-	0.00%	726.25	745.36	723.62	698.99	598.36	697.15	731.81	601.83	590.28	708.18
June		-	0.00%	682.09	730.02	761.63	806.02	710.39	688.74	732.68	685.93	706.34	812.96
TOTAL	1,527.73	-74.25	-4.63%	7,645.50	8,094.17	8,356.13	7,981.79	7,617.30	8,017.06	7,476.47	6,903.75	7,798.69	8,385.66

APPENDIX B – Federal Update from Carpi & Clay

Mission Springs Water District Federal Update

August 31, 2023

A Look Ahead: Congress Returns to Washington

Congress has spent the month August back at home in their respective districts/states. The Senate is scheduled to return the week of September 4th and the House the week of September 11th. When Members return to Washington, their top focus will be on the Fiscal Year (FY) 2024 appropriations bills. The federal fiscal year ends on September 30th, and to avoid a government shutdown, Congress will need to pass a short-term Continuing Resolution (CR). Given the current political climate in the House, the path forward for the CR will be more difficult than in previous years. In addition, FY24 appropriations, Congress will need to deal with several other authorizations that expire at the end of the month, including Federal Aviation Administration (FAA) authorization, the Farm Bill, the Pandemic and All-Hazards Preparedness Act, the President's Emergency Plan for AIDS Relief and the National Flood Insurance Program.

FY 2024 House vs. Senate Community Project Funding

The chart below provides a side-by-side comparison of community project requests in both the House and Senate FY24 appropriations bills. A couple of important items to note: 1) the Defense, Legislative Branch, and State and Foreign Operations bills were not included in the community project request process, and 2) the House Financial Services and Labor, HHS, and Education bills do not contain any community project requests.

FY24 Bill	House CPF Amount (in millions)	# of House Community Projects (earmarks)	Senate CPF Amount (in millions)	# of Senate Community Projects (earmarks)
Agriculture	\$485	396	\$297	226
Commerce, Justice, Science	\$600	683	\$547.276	460
Energy & Water	\$944.5	90	\$783.22	176
Financial Services	\$0	0	\$188	196
Homeland Security	\$181.2	123	\$120	91
Interior-Environment	\$880	767	\$744	436

Labor-HHS-Education	\$0	0	\$1,429.6	1,074
MilCon-VA	\$294.6	24	\$1,332	125
Transportation-HUD	\$3,969	2,668	\$2,137.5	919

OMB Releases Final BABA Guidance

OMB released its final guide on implementing provisions of the *Build America, Buy America* (BABA) Act included as part of the Bipartisan Infrastructure Law (BIL). The guidance outlines the statutory requirements and domestic sourcing standards for manufactured products, construction materials, iron, and steel used in federally funded infrastructure projects. A summary of the guidance can be found [HERE](#) and the full guidance can be found [HERE](#).

EPA and USACE Release Amended WOTUS Rule

The Environmental Protection Agency (EPA) and the U.S. Army Corps of Engineers (USACE) released an updated Water of the United States (WOTUS) rule. Following the U.S. Supreme Court decision in May in the *Sackett v. EPA* case, EPA and USACE were required to amend the rule to address language regarding wetlands protections. In the newly released rule, the definition for wetlands regulated under WOTUS are only wetlands with relatively permanent surface water connections to larger waterways. Additionally, EPA and USACE did not put the amended rule out for public comment, citing the “good cause” exception of the Administrative Procedure Act as the agencies claim the rule was being amended to comply with the Supreme Court ruling. The amended rule can be found [HERE](#).

Reclamation Announces 2024 Operating Conditions for Lake Powell and Lake Mead

The Bureau of Reclamation (Reclamation) released the [Colorado River Basin August 2023 24-month Study](#), which lays out the operating criteria for Lake Powell and Lake Mead. Based on projections in the study, Lake Powell will operate in a Mid-Elevation Release Tier with a 7.48 million acre-feet release in water year 2024. Consistent with existing agreements, Lake Mead will operate in a Level 1 Shortage Condition – an improvement from the Level 2 Shortage Condition announced last year – with required shortages by Arizona and Nevada, coupled with Lower Basin Drought Contingency Plan water savings contributions. These levels will remain in effect until the near-term guidelines from the Supplemental EIS are finalized.

Companion Water Efficiency and Conservation Bills Reintroduced

California Representative Mike Levin (D) and Senator Padilla introduced companion legislation in the House and Senate titled the *Water Efficiency, Conservation, and*

Sustainability Act of 2023 ([H.R. 5016/S. 2654](#)). The legislation would create three new programs at EPA to address water inefficiencies and losses in public water systems:

- **Water Efficiency and Conservation Grant Program (\$50 million/year for five years):** Would provide funding to states, municipalities, and water systems to carry out water efficiency incentive and direct installation programs.
- **Sustainable Water Loss Control Program (\$40 million/year for five years):** Would provide funding and technical assistance to conduct annual water audits, implement controls to address losses, and establish water loss control programs.
- **Assistance for Water Efficient Plumbing Code Adoption (\$20 million/year for five years):** Would provide funding to state, local, and tribal governments to assist in the voluntary adoption and implementation of model water-efficient plumbing codes.

A fact sheet on the legislation can be found [HERE](#).

Federal Funding Opportunities & Announcements

EPA Publishes DERA NOFO. The Environmental Protection Agency (EPA) published a NOFO for the availability of \$115 million in grant funding under the Diesel Emissions Reduction Act (DERA) for projects that cut pollution from the nation's existing fleet of older diesel engines. Funding can be used to upgrade or replace older diesel-powered buses, trucks, marine engines, locomotives, and nonroad equipment with newer more efficient technologies. Applications are due December 1st and more information can be found [HERE](#).

FEMA Announces \$2.442 Billion in BRIC and FMA Awards. FEMA announced \$2.442 billion in Building Resilient Infrastructure and Communities (BRIC) and Flood Mitigation Assistance (FMA) awards to support hazard mitigation projects by state, local, tribal, and territorial governments. BRIC-funded projects received \$1.8 billion, and FMA-funded projects received \$642 million. The list of projects selected can be found [HERE](#).

Reclamation Releases NOFOs for Three WaterSMART Program Grants. The Bureau of Reclamation (Reclamation) released NOFOs for three grants under the WaterSMART Program, including:

- **Drought Resiliency Projects:** Provides funding for projects that increase water management flexibility and operational resiliency. Applications are due October 31st and more information can be found [HERE](#).
- **Planning and Project Design Grants:** Provides funding for collaborative planning and design projects to support water management improvements, including Watery Strategy Grants, Project Design Grants, and Drought Contingency Plans. There are two application windows: to be considered for FY23, applications are due October 17th, and to be considered for FY24, applications are due April 2nd. More information can be found [HERE](#).

- **Cooperative Watershed Management Program:** Provides funding for activities to develop a watershed group, complete watershed restoration planning activities, and design watershed management projects. There are two application windows: to be considered for FY23, applications are due December 5th, and to be considered for FY24, applications are due September 3rd, 2024. More information can be found [HERE](#).

USDA Announces \$808 Million in Grants and Loans for Rural Utilities and Cooperatives. USDA announced \$808 million in grants and loans for rural utilities and cooperatives to fund projects in 36 states and two territories that focus on electric and water system reliability, resiliency, and security. The funding includes \$78 million for lead pipe remediation projects. Grant programs funded include: the Electric Loan Program, Water and Waste Disposal Direct Loan and Grant Program, Water and Waste Disposal Loan Guarantees Program, Water and Waste Facility Loans and Grants to Alleviate Health Risks for Colonias Program, Solid Waste Management Grants Program, Community Facilities Program, Business and Industry Loan Guarantee Program, and Rural Economic Development Loan and Grant Program. The list of projects funded can be found [HERE](#).

Federal Agency Personnel/Regulatory Announcements

CEQ Releases Proposed Bipartisan Permitting Reform Implementation Rule. The Council on Environmental Quality (CEQ) announced its proposed Bipartisan Permitting Reform Implementation Rule to revise the regulations for implementing procedural provisions of the National Environmental Policy Act. CEQ is proposing to improve public involvement, provide regulatory certainty, and to consider climate change and environmental justice in decision making processes. Comments are due September 29th and more information can be found [HERE](#).

EPA Initiates Review of Ozone NAAQS. EPA announced a new review of the Ozone National Ambient Air Quality Standards (NAAQS) to update the standards to reflect current ozone conditions and consider new information related to acceptable ozone levels. EPA will consider reports on ozone science from the Clean Air Scientific Advisory Committee and the Ozone Review Panel while conducting the review. Comments are due October 24th and more information can be found [HERE](#).

EPA Releases Nationwide Monitoring Data on 29 PFAS and Lithium. EPA released the first set of data collected under the fifth Unregulated Contaminant Monitoring Rule. The new data will provide EPA with the frequency and levels that 29 per- and polyfluoroalkyl substances (PFAS) and lithium occur in drinking water systems. More information can be found [HERE](#).

FEMA Hosts Summit on Extreme Heat. On August 28th, FEMA hosted a summit on extreme heat for community leaders and officials. The summit focused on sharing tactics and best practices for dealing with the impacts of extreme heat and related weather conditions. More information can be found [HERE](#).

##

APPENDIX C – State Legislative Update



Fact Sheet

Making Conservation a California Way of Life

What is *Making Conservation a California Way of Life*?

Making Conservation a California Way of Life is a new regulatory framework proposed by State Water Board staff that establishes individualized efficiency goals for each Urban Retail Water Supplier. These goals are based on the unique characteristics of the supplier's service area and give suppliers the flexibility to implement locally appropriate solutions. Once implemented, these goals are expected to reduce urban water use by more than 400-thousand-acre feet by 2030, helping California adapt to the water supply impacts brought on by climate change.

Why is the framework needed?

California has always experienced large swings between dry and wet weather, and due to climate change, these swings are becoming more severe. The recent storms and flooding seen statewide--following years of back-to-back extreme drought--make clear the importance of staying prepared. Hotter and drier periods that are increasing in frequency, reduced snowpack, and drier soils are making our water supplies more vulnerable. As part of the state's all-of-the-above strategy to expand storage, develop new water supplies, and promote more efficient water use, the proposed regulation seeks to cultivate long-term practices that help communities adapt to California's ongoing water challenges and lessen the need for the kinds of emergency water use reduction targets that were important in recent droughts.

Who is impacted by the framework?

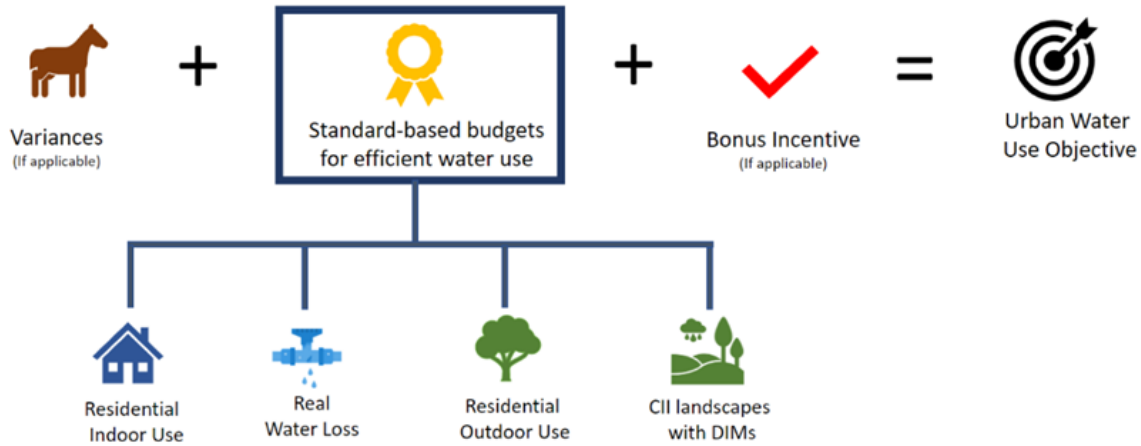
In 2018, the California State Legislature passed [Assembly Bill \(AB\) 1668 and Senate Bill \(SB\) 606](#), directing the State Water Board to adopt efficiency standards and also performance measures for commercial, industrial, and institutional water use.

As part of the proposed regulation, *Urban Retail Water Suppliers – not individual households or businesses* – will be held to annual “urban water use objectives.” Urban Retail Water Suppliers are publicly and privately run agencies that deliver water to 95% of Californians. The regulation gives suppliers significant flexibility to meet objectives in a way that works best for them.

To meet annual objectives, suppliers may use a wide variety of tools to encourage customers to use water wisely, indoors and outdoors. Examples include education and outreach, leak detection, rate reform, incentives to plant “climate ready” landscapes, and rebates to replace old and inefficient fixtures and appliances.



How would objectives be calculated?



The proposed regulation would require suppliers to annually calculate their objective, which is the sum of efficiency budgets for a subset of urban water uses: residential indoor water use, residential outdoor water use, real water loss and commercial, industrial and institutional landscapes with dedicated irrigation meters. Each efficiency budget will be calculated using a statewide efficiency standard and local service area characteristics such as population, climate, and landscape area. Where relevant, suppliers may also include in their objective “variances” for unique uses, or a bonus incentive for potable recycled water use.

Suppliers would need to meet the overall objective, not each individual budget. The one exception is the budget for water loss, which was set by a [separate regulation](#).

What else would the framework do?

The proposed regulation would help realize the water savings outlined in California’s [Water Supply Strategy](#), released in 2022. The framework also is expected to result in suppliers making investments and programmatic changes that encourage individuals, businesses, and local governments to adapt how they use water. Such changes have the potential to advance the State Water Board’s mission of preserving, enhancing, and restoring the quality of water resources and the statutory directive to advance California’s climate change mitigation and adaptation goals. Specifically, the transition to climate-ready landscapes may:

- Bolster nature-based solutions.
 - Example: Increase the prevalence of native and pollinator-friendly plants.
- Create healthier soils and divert organic waste from landfills.
 - Example: Increase the use of compost and mulch.

- Advance equity.
 - Examples: Encourage suppliers to reevaluate rate structures and invest in partnerships that reduce urban heat.

What is the process and timeline for the State Water Board to consider adopting the framework?

Looking forward

The regular rulemaking process for the proposed regulation to Make Conservation a California Way of Life is underway. The notice of proposed rulemaking will be released on August 18, to be followed by a public comment period and public hearing. There will be multiple opportunities for the public to provide input before the board considers adopting it in 2024.

Looking Back

The standards for efficient residential indoor water use and water loss have already been set. The Legislature set the residential indoor standard in 2022 with the passage of Senate Bill 1157. The State Water Board adopted the water loss standard in early 2023.

Additional information

To learn more about the proposed regulation and upcoming opportunities to participate, visit: <https://waterboards.ca.gov/conservation/framework/>

(This fact sheet was last updated on August 15, 2023.)



66575 Second Street, Desert Hot Springs, CA 92240 • www.mswd.org • p 760.329.6448 • f 760.329.2482

Date: August 18, 2023

Clerk to the Board Ms. Jeanine Townsend
 State Water Resources Control Board
 P.O. Box 100
 Sacramento, CA 95812-0100
 Sent via email: commentletters@waterboards.ca.gov

RE: Comment Letter – Hexavalent Chromium

Dear State Water Resources Control Board:

Mission Springs Water District (MSWD) submits these written comments to the State Water Resources Control Board (SWRCB). MSWD is located approximately 90 miles east of Los Angeles in Riverside County. Desert Hot Springs, along with nine other cities in the region, comprises a geographical area commonly known as “The Coachella Valley.” MSWD’s main customer base is the City of Desert Hot Springs, the fastest growing city in the Coachella Valley with approximately 40,000 residents. The City of Desert Hot Springs is a severely disadvantaged community, with many residents struggling to meet their monthly expenses.

MSWD is a member of the Association of California Water Agencies (ACWA) and fully supports all comments submitted by ACWA. MSWD believes the proposed regulation does not provide an accurate estimate of the cost of compliance nor does MSWD believe the SWRCB has assured utilities that funding assistance will be available and sufficient. Below is a summary of MSWD’s preliminary cost estimates specific to our service area.

Cost Impacts to MSWD and Ultimately its Customers

In order to comply with the proposed maximum contaminant level (MCL) of 10 ppb, MSWD will have no choice but to implement either strong base anion exchange (SBA IX) or reduction coagulation filtration (RCF) treatment as approved best available technologies (BAT) designated by the SWRCB. At the proposed MCL, at least five (5) of MSWD’s thirteen (13) wells may require treatment, although it could be as high as eight (8) when considering wells that have historically demonstrated concentrations of 8.0 ppb or 80% of the proposed MCL.

Capital Costs for Treatment, Land, Buildings, and Well Replacement: \$32-\$40 Million.

Using RCF cost tables from the Initial Statement of Reasons (ISOR) and previous estimates for SBA IX, MSWD’s estimate includes costs to acquire additional land necessary for SBA IX or RCF wellhead treatment installations. It also includes the cost of additional new well drilling and wellhead treatment to replace existing wells above the proposed MCL that do not have adequate property to build BAT treatment facilities.

Annual Operating, Maintenance, and Brine/Backwash Water Disposal Costs: \$1.3 - \$2 million annually.

Item 16.

Using RCF cost tables from the ISOR and previous estimates for SBA IX, the MSWD cost estimate includes additional full-time employees for treatment facility maintenance and operations. For SBA IX, MSWD would be required to contract with vendors to effectively manage, treat, and dispose of the hazardous brine waste produced by the SBA IX wellhead treatment. This hazardous waste management would require expensive offsite trucking, possibly to an out of state location. For RCF, MSWD would be required to handle, or pay for the local wastewater system to handle and backwash water/sludge.

Concerns with SWRCB Underestimate of Cost Impacts

MSWD maintains affordability concerns to comply with the proposed Cr(VI) MCL and believes DDW's estimates for MSWD to comply dramatically underestimate the expected real costs. Reviewing the [ISOR Attachment 5: Cost Estimates for Individual Sources](#) and comparing with MSWD knowledge and results, MSWD deduces from the system criteria columns (e.g. "System Type"=CWS, "Approx. Service Connections in PWS"=13,000, "Approx. Population of PWS"=37,000) that "Source Estimate ID Number" values of 145, 264, 300, 458, and 459 correspond to MSWD Wells 29, 37, 27, 31, and 24, respectively.

The ISOR Attachment 5 includes total capital costs of \$3,782,684 for each of those 5 wells – dramatically lower than what would be expected for the MSWD wells that range in capacity from 1,100 to 1,700 gpm.

Using those known flow rates for MSWD wells, capital costs for the DDW-analysis selected RCF treatment costs would be expected be between \$4,446,482 (1,000 gpm) and \$5,739,023 (2,000 gpm) according to the Standardized Regulatory Impact Assessment (SRIA) (SWRCB-DDW-21-003, December 13, 2022).

This one aspect of the cost analysis alone represents an up to 50% increase over the ISOR stated costs. These discrepancies raise concerns for how the SWRCB will be able to financially support severely disadvantaged communities like MSWD when the ISOR Errata (July 31, 2023) describes the estimated amount of financial assistance necessary to cover those costs of compliance as 9% (not 1% as originally estimated before the Errata) of the available funding assistance from the State Water Boards Division of Financial Assistance.

Additional Comments

Additionally, MSWD would like to highlight the following requests specific to our customers:

1. Consider updating overall capital and operational cost estimates and reassess the MCL based on updated cost analysis, land requirements, building requirements, and brine/backwash water disposal requirements to meet the MCL, and not just sewer discharge for backwash water.
2. Reconsideration of an MCL of 25 ppb to minimize economic hardship and environmental impacts. The 25 ppb is highly regarded as a safe standard by federal standards and the World Health Organization (WHO).
3. Consider analyzing potential environmental impacts, such as hazardous waste production from SBA IX and RCF, and update cost estimates associated with the elimination of hazardous waste production.
4. Take into consideration that MSWD, as well as many other water purveyors throughout the State of California, do not have surface or imported water to make up for lost well

production due to inactivating wells to meet the MCL in such a short compliance timeframe. The lack of a supplemental surface water supply poses an economic hardship and fire protection risk to the disadvantaged communities we serve.

Item 16.

5. Consider statewide drought conditions and the negative impacts that the MCL will have on already stressed local water supplies and disadvantaged community household budgets.

MSWD's comments presented in this letter are based on our staff's prior experience, and we encourage SWRCB to consider this information during the development of the proposed MCL.

Sincerely,



Brian Macy, PE
Interim General Manager
Mission Springs Water District



APPENDIX D – Public Affairs Information



CVWC Digital Marketing Report

Website, Social, and Marketing Performance

August, 2023

by Hunter | Johnsen

Google Ads Campaigns

 DISPLAY AD IMPRESSIONS
CV WATER COUNTS

153,041

 SEARCH AD IMPRESSIONS
CV WATER COUNTS

816

 VIDEO IMPRESSIONS
CV WATER COUNTS

72,180

 CLICKS
CV WATER COUNTS

1,148

 CTR
CV WATER COUNTS

0.51%

 GOOGLE PROGRAMMATIC DISPLAY AD CAMPAIGN PERFORMANCE
CV WATER COUNTS

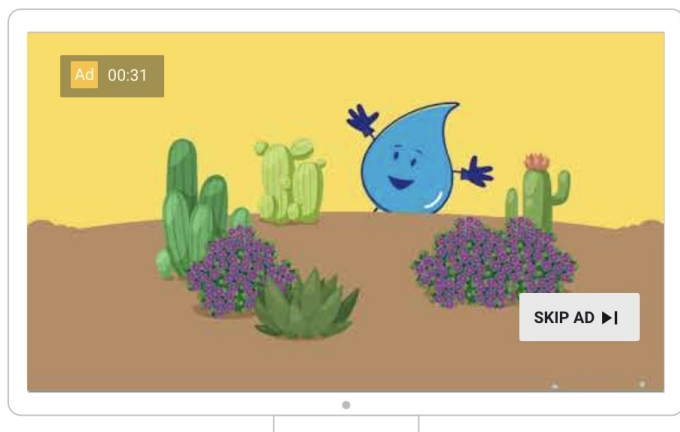
Campaign	Clicks	Impr.
CV Water Counts - For the Love of Our Desert	41	63,733
For the Love of Our Desert	41	63,733
CV Water Counts Aug 2023 Spanish	618	45,692
High Efficiency Nozzles	522	37,378
Skip Overseeding	96	8,314
CV Water Counts - Live Water Wise	75	26,242
Live Water Wise	75	26,242
CV Water Counts Aug 2023	182	17,374
High Efficiency Nozzles	143	13,094
Skip Overseeding	39	4,280
	916	153,041

Item 16.



GOOGLE YOUTUBE VIDEO AD CAMPAIGN PERFORMANCE
CV WATER COUNTS

Account name	Impr.	Engagements	Video views	Clicks
CV Water Counts	72,180	31,197	16,153	178
CVWC Water Saving Tips YouTube Spanish Aug 2023	30,343	15,187	10,089	70
CVWC Water Saving Tips English YouTube Aug 2023	41,837	16,010	6,064	108
	72,180	31,197	16,153	178



GOOGLE ADS PAID SEARCH CAMPAIGN PERFORMANCE
CV WATER COUNTS

Campaign	Clicks	Impr.
CVWC Search Campaigns	54	816
	54	816


KEYWORDS PERFORMANCE
CV WATER COUNTS

Item 16.

Account name	Clicks	Impr.	CTR
CV Water Counts	38	159	23.9%
water rebate program	25	120	20.83%
grass removal rebate	13	39	33.33%
	38	159	23.9%

Facebook Ad Campaigns

FACEBOOK AD PERFORMANCE HUNTER JOHNSEN

Ad preview	Link Clicks	Impr.	Reach	Frequency	Page engagement
 <p>CVWC - Skip Overseeding - August 2023 cvwatercounts.com</p> <p>Even though overseeding has been a longstanding practice in the Coachella Valley, it is not necessary and can be wasteful. By not overseeding this year, you will save time, water, and money. This can equate to a savings of more than 8,000 gallons of water for each 1,000 square feet of grass.</p>	461	78,704	21,477	3.66	477
	461	78,704	21,477	3.66	477

Website Information

USERS
CV WATER - CV WATER COUNTS - GA4

1,740

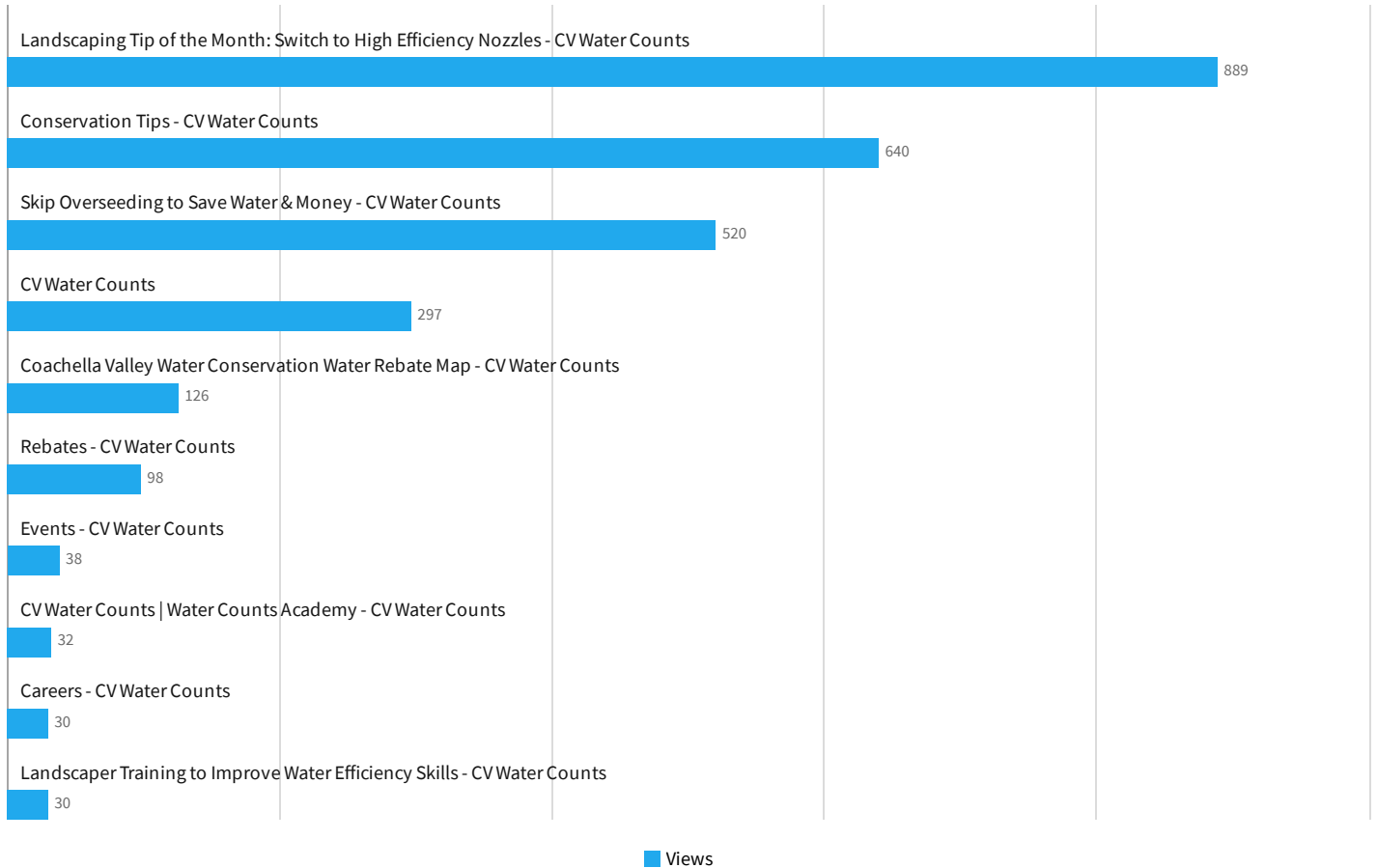
SESSIONS
CV WATER - CV WATER COUNTS - GA4

2,483

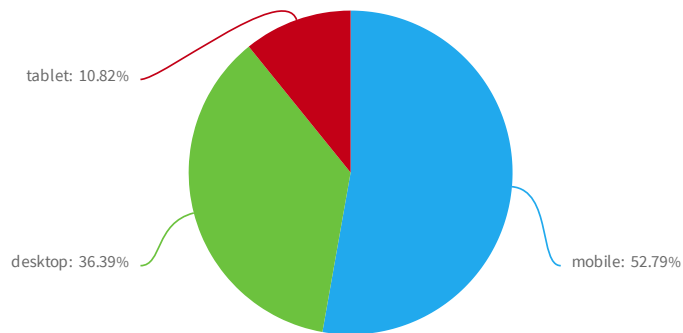
PAGEVIEWS
CV WATER - CV WATER COUNTS - GA4

3,182

VIEWS BY PAGE TITLE AND SCREEN CLASS
CV WATER - CV WATER COUNTS - GA4



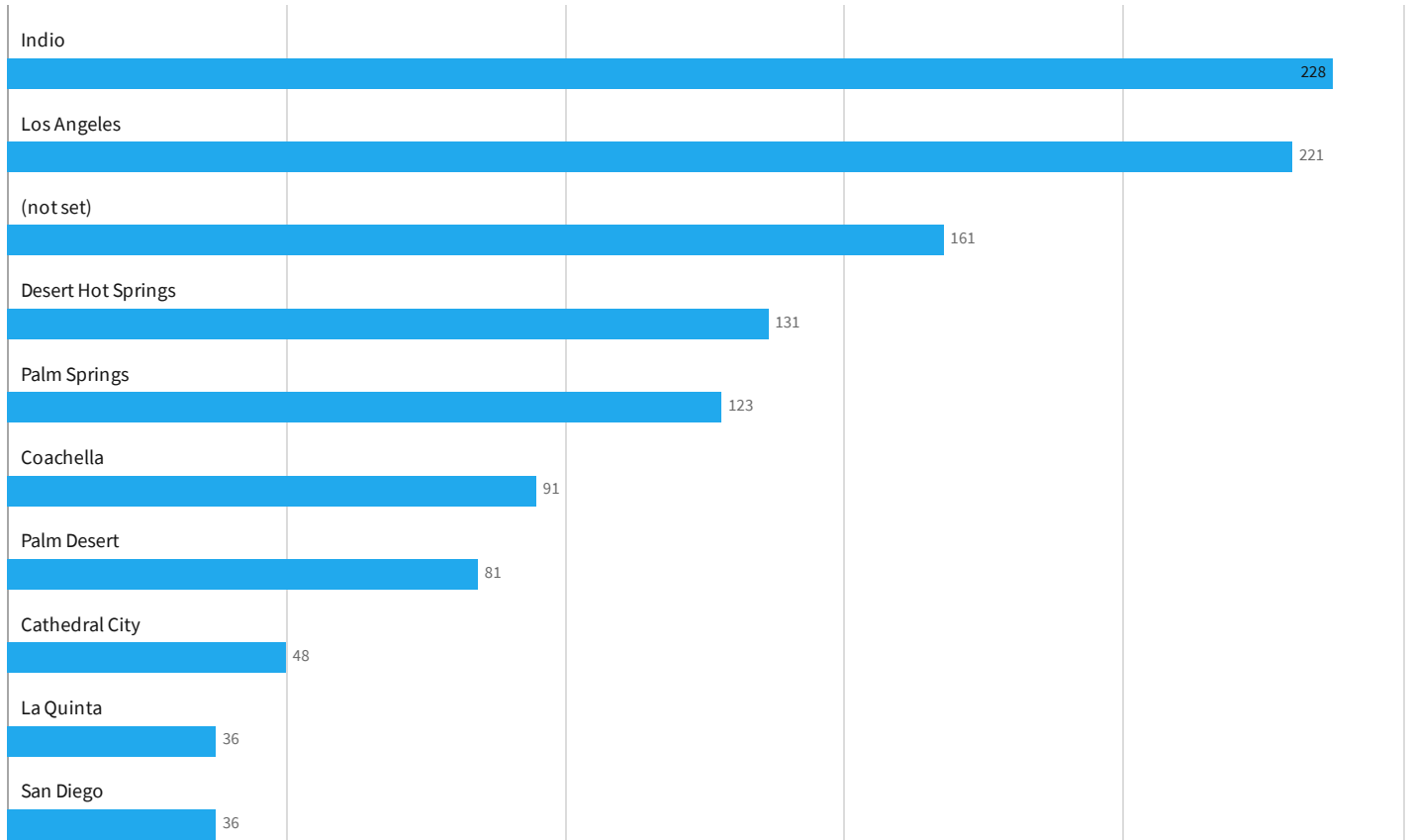
ENGAGED SESSIONS BY DEVICE CATEGORY
CV WATER - CV WATER COUNTS - GA4



Item 16.

USERS BY CITY

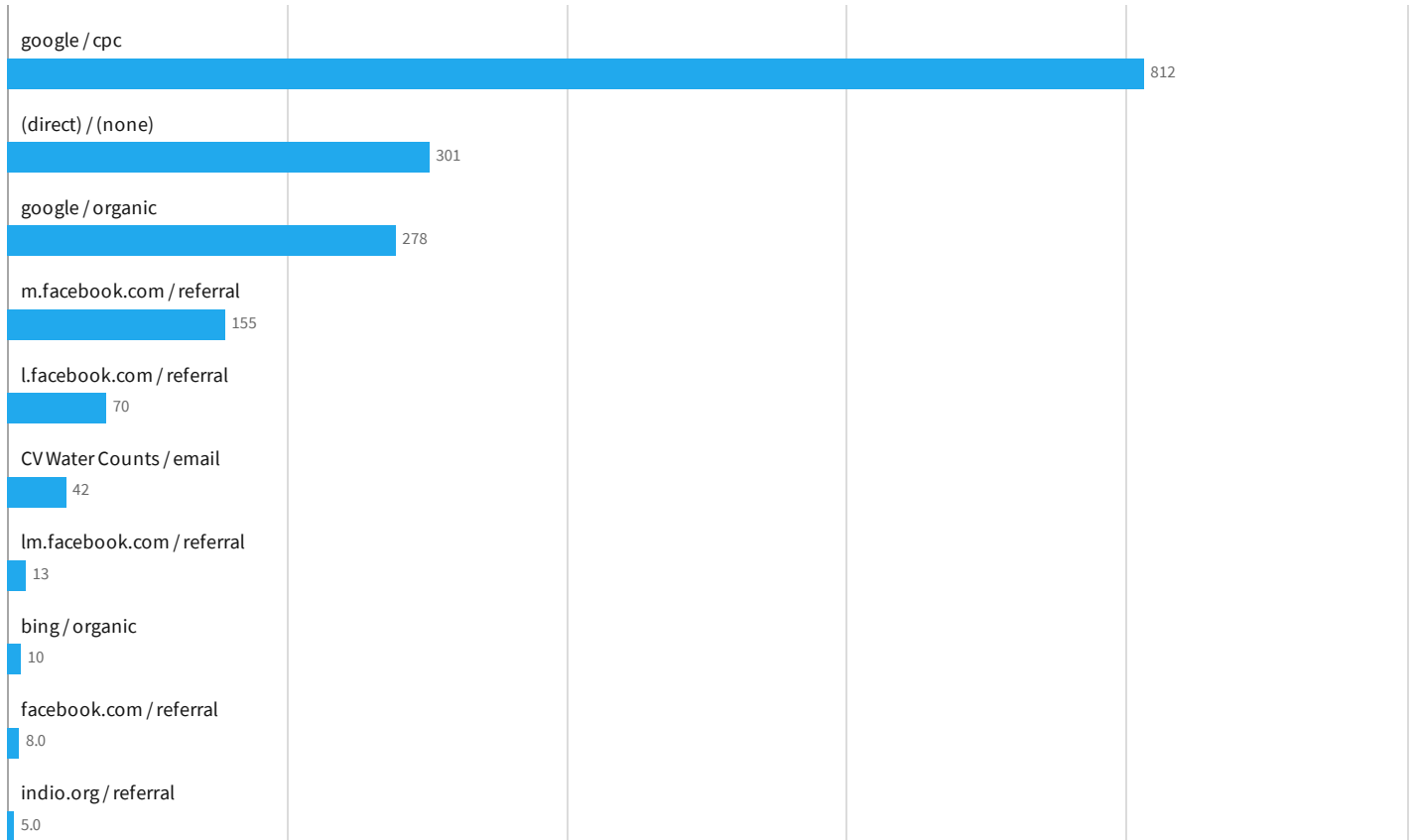
CV WATER - CV WATER COUNTS - GA4



■ Users

NEW USER ACQUISITION

CV WATER - CV WATER COUNTS - GA4



■ New users

MONTH PERFORMANCE

PAST 6 MONTHS: CV WATER - CV WATER COUNTS - GA4

Month	New users	Engaged sessions	Engagement rate	Sessions per User	Average engagement time	Conv.
August 2023	1,711	611	24.6%	1.43	17s	5
July 2023	1,965	632	25.2%	1.28	15s	0
June 2023	19	4	19.0%	1.17	15s	0
May 2023	0	0	0.0%	0	0s	0
April 2023	0	0	0.0%	0	0s	0
March 2023	0	0	0.0%	0	0s	0
	3,695	1,246	24.8%	1.37	16s	5

Organic Search

TOP KEYWORDS CVWATERCOUNTS.COM/

Query	Impr.	Clicks	CTR	Avg. position
lake cahuilla	1,358	1	0.07%	9.91
water pledge	656	0	0%	6.35
indio water authority	463	0	0%	9.73
lantana ground cover	296	0	0%	3.31
cv water	282	3	1.06%	5.65
spotlight cv	174	0	0%	48.64
indian fig	155	0	0%	44.34
myoma water	152	0	0%	3.47
chaparral sage	150	0	0%	6.75
eco friendly car wash	104	0	0%	87.87
	3,790	4	0.11%	22.6

TOP PAGES CVWATERCOUNTS.COM/

Page	Impr.	Clicks	CTR	Avg. position
https://cvwatercounts.com/lake-cahuilla-recreation-and-reliability/	2,171	13	0.6%	11
https://cvwatercounts.com/save-water-pledge/	1,414	2	0.14%	5.53
https://cvwatercounts.com/plant-of-the-month-trailing-lantana-lantana-montevideensis/	1,098	13	1.18%	19.26
https://cvwatercounts.com/eco-friendly-car-washes-in-the-coachella-valley/	901	0	0%	47.57
https://cvwatercounts.com/plant-of-the-month-prickly-pear-cactus-opuntia/	605	2	0.33%	18.75
https://cvwatercounts.com/agency-spotlight-indio-water-authority-3/	585	0	0%	13.28
https://cvwatercounts.com/	576	7	1.22%	9.76
https://cvwatercounts.com/where-does-the-coachella-valley-water-come-from/	477	3	0.63%	15.16
https://cvwatercounts.com/plant-of-the-month-desert-carpet-acacia-redolens/	461	6	1.3%	8.09
https://cvwatercounts.com/agency-spotlight-indio-water-authority-4/	459	1	0.22%	15.81
	8,747	47	0.54%	16.42

Facebook Information

f IMPRESSIONS
CV WATER COUNTS

50,684

f REACH
CV WATER COUNTS

17,797

f NEW PAGE LIKES
CV WATER COUNTS

2

f ENGAGED USERS
CV WATER COUNTS

545





f PAGE VIEWS
CV WATER COUNTS

207







f LIFETIME PAGE LIKES
CV WATER COUNTS

3,999

f POSTS
CV WATER COUNTS

Post	Created at	Post reach	Engaged users	Post engagement rate	Likes	Comments
 <p>Mission Springs Water ...</p>	August 31, 2023	15	2	13%	2	0
 <p>When you give your pe...</p>	August 31, 2023	324	3	1%	2	0
 <p>High efficiency nozzles ...</p>	August 28, 2023	56	5	9%	3	0
 <p>As its common name i...</p>	August 26, 2023	32	5	16%	5	0
		1,362	65	5%	48	3

Item 16.

Post	Created at	Post reach	Engaged users	Post engagement rate	Likes	Comments
 <p>If you or someone you...</p>	August 24, 2023	25	5	20%	3	0
 <p>When cleaning out fish...</p>	August 24, 2023	110	2	2%	2	0
 <p>Instead of running wat...</p>	August 22, 2023	94	4	4%	3	0
 <p>Looking for something...</p>	August 17, 2023	48	4	8%	3	0
 <p>Do you know where o...</p>	August 14, 2023	78	3	4%	3	0
	August 12, 2023	178	13	7%	4	1
		1,362	65	5%	48	3

Item 16.

Post	Created at	Post reach	Engaged users	Post engagement rate	Likes	Comments
<p>Thinking about a caree...</p>	August 10, 2023	87	6	7%	4	1
<p>Make sure your swimm...</p>	August 10, 2023	160	5	3%	4	1
<p>Report broken pipes o...</p>	August 7, 2023	26	3	12%	3	0
<p>Landscapers intereste...</p>	August 4, 2023	24	2	8%	2	0
<p>At home or while stayi...</p>	August 3, 2023	69	3	4%	3	0
<p>CV Water Counts upda...</p>	August 1, 2023	36	0	0%	2	0
		1,362	65	5%	48	3

Item 16.

Instagram Information

 **IMPRESSIONS**
CV WATER COUNTS

4,417






 **LIKES**
CV WATER COUNTS

13

 **FOLLOWERS (LIFETIME)**
CV WATER COUNTS





233

 **MEDIA PERFORMANCE**
CV WATER COUNTS

Media	Impr.	Engagement	Reach	Saved	Video views
 <p>At home or while stayi...</p>	21	1	14	0	0
 <p>Make sure your swim...</p>	15	1	9	0	0
 <p>Do you know where o...</p>	13	1	8	0	0
 <p>Thinking about a caree...</p>	13	3	7	0	0
 <p>Instead of running wat...</p>	11	1	7	0	0
	100	11	255	0	210

200

Item 16.

Media	Impr.	Engagement	Reach	Saved	Video views
 <p>Looking for something...</p>	11	1	6	0	0
 <p>When you give your pe...</p>	8	2	8	0	0
 <p>When cleaning out fish...</p>	8	1	6	0	0
 <p>Report broken pipes o...</p>	0	0	190	0	210
	100	11	255	0	210


Twitter Information

Jul 2023 • 31 days

TWEET HIGHLIGHTS

Top Tweet earned 27 impressions

Rebates from your water agency can be a great way to beautify your home, save money, and save water too. Visit our rebates page at CVWaterCounts.com/rebates to find out more. pic.twitter.com/RikGdGuESS



♥ 2

View Tweet activity

View all Tweet activity

Top media Tweet earned 12 impressions

CV Water Counts is a nonprofit group that was formed for focus on water conservation. It is made up of our valley's six water agencies. To find out more, visit our Shared Goals page at CVWaterCounts.com/about/#SharedG... pic.twitter.com/ecjW4vgSqD



♥ 1

View Tweet activity

View all Tweet activity

JUL 2023 SUMMARY

Tweets	8	Tweet impressions	180
Profile visits	34	New followers	0

E-Blast Information

CAMPAIGN PERFORMANCE

CV WATER COUNTS

Campaign	Send Time	Emails Sent	Total Opens	Open Rate	Industry Open Rate	Total Clicks	Click Rate	Industry Click Rate	Hard Bounces	Unsubscribe Count
CV Water Counts August 2023	Wednesday, August 2, 2023 5:00 PM	567	543	56.08%	17.32%	74	6.53%	0.85%	1	1
		567	543	56.08%	17.32%	74	6.53%	0.85%	1	1



MSWD Digital Marketing & Website Report

Website, Social, and Marketing Performance

August, 2023

Casey Dolan

Casey Dolan Consulting

Google Ads Campaigns

IMPRESSIONS
MSWD

210,123

CLICKS
MSWD

221

CTR
MSWD

0.11%

GOOGLE ADS CAMPAIGN PERFORMANCE
MSWD

Campaign	Impr.	Clicks	CTR
MSWD Water 101 August 24	100,757	117	0.12%
MSWD Educators Aug 2023	89,185	76	0.09%
MSWD Toilet Rebate Aug 2023	20,181	28	0.14%
	210,123	221	0.11%



Facebook Ad Campaigns

Includes ad campaign information for all campaigns, excluding anniversary event

AD GROUP PERFORMANCE

MSWD

Ad	Link Clicks	Impr.	Reach	Page Likes
MSWD Water 101	136	18,708	5,812	0
MSWD Toilet Rebate Aug 2023	50	51,150	6,028	0
MSWD Educators - August 2023	146	21,452	5,294	0
	332	91,310	12,236	0

Item 16.

MSWD Mission Springs Water District × ⋮
Sponsored ·

MSWD's Toilet Rebate Program is designed to assist homeowners who want to replace old toilets with newer, more efficient [...See more](#)



Stop flushing money away
Toilet rebates available

mswd.org
MSWD - Rebates Available [Learn more](#)
Mission Springs Water Di...

MSWD Mission Springs Water District × ⋮
Sponsored ·

MSWD is hosting a series of Water 101 presentations for those in the Desert Hot Springs community who want to [...See more](#)



Sign up today

mswd.org
MSWD Water 101 Classes [Learn more](#)
Learn more about Water 1...

Like Comment Share

MSWD Mission Springs Water District × ⋮
Sponsored ·

As we head back to school, a reminder that MSWD offers resources for local educators including Free Tours, Presenters [...See more](#)



Calling Local Educators

Let us share our work with you and your students!

mswd.org
Resources for Local Educators [Learn more](#)

Website Information

Note: New Google Analytics GA4 tracking enabled on 7/10, with information below from 7/10-7/31.

USERS

WWW.MSWD.ORG - HTTP://WWW.MSWD.O...

6,976

VIEWS

WWW.MSWD.ORG - HTTP://WWW.MSWD.O...

21,850

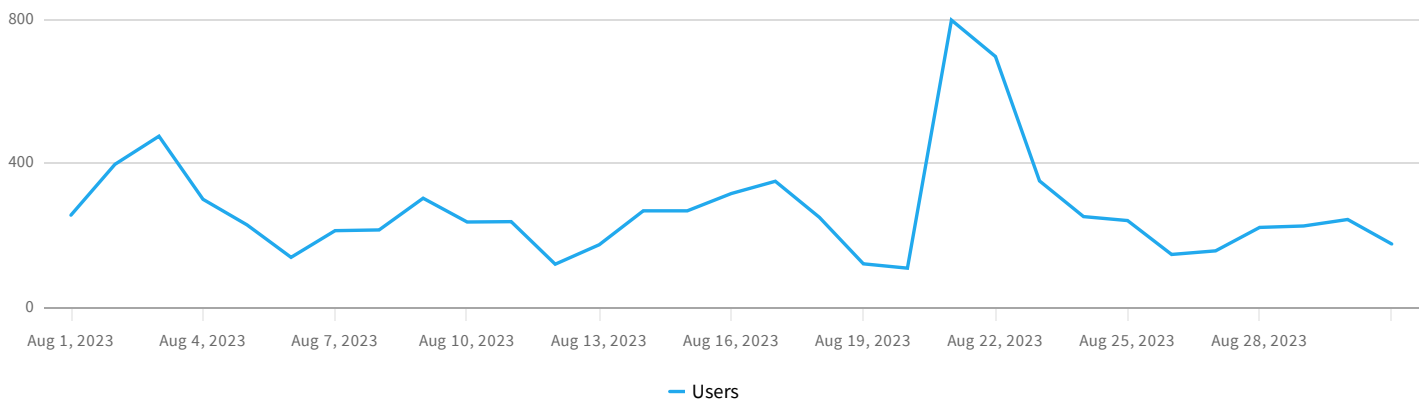
ENGAGED SESSIONS

WWW.MSWD.ORG - HTTP://WWW.MSWD.O...

6,878

USERS BY DAY

WWW.MSWD.ORG - HTTP://WWW.MSWD.ORG - GA4

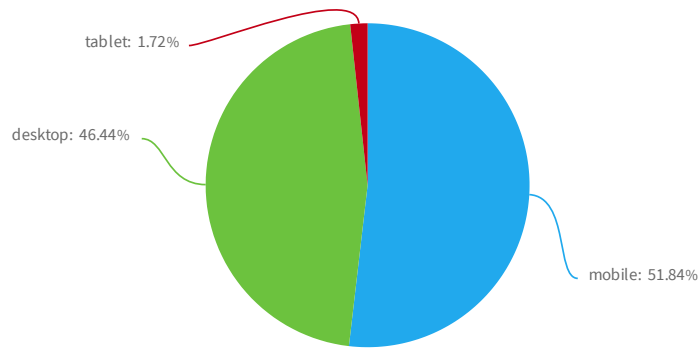


PAGE TITLE PERFORMANCE

WWW.MSWD.ORG - HTTP://WWW.MSWD.ORG - GA4

Page Title	Views	Views Per User	Users	Engaged sessions	Sessions per User	Average engagement time
Mission Springs Water District Home Page Mission Springs Water District CA	6,311	1.63	3,854	4,679	1.4	20s
New Customer Portal Mission Springs Water District CA	4,253	1.65	2,565	157	1.49	14s
Hurricane Hilary - Boil Water Notice Mission Springs Water District CA	2,066	1.61	1,273	384	1.27	39s
Job Opportunities Mission Springs Water District CA	1,152	2.28	503	212	1.49	26s
Bill Pay Options Mission Springs Water District CA	744	1.34	546	372	1.21	21s
Careers Mission Springs Water District CA	521	1.75	295	121	1.47	20s
Community Outreach Mission Springs Water District CA	442	1.27	347	52	1.2	6s
Application for Water Service Mission Springs Water District CA	359	2.02	175	37	1.58	3m 19s
Start/Stop Water Service Mission Springs Water District CA	330	1.45	227	30	1.22	24s
Search Mission Springs Water District CA	307	2.02	152	7	1.24	39s
	21,850	3.09	6,976	6,878	1.49	54s

ENGAGED SESSIONS BY DEVICE CATEGORY
WWW.MSWD.ORG - HTTP://WWW.MSWD.ORG - GA4



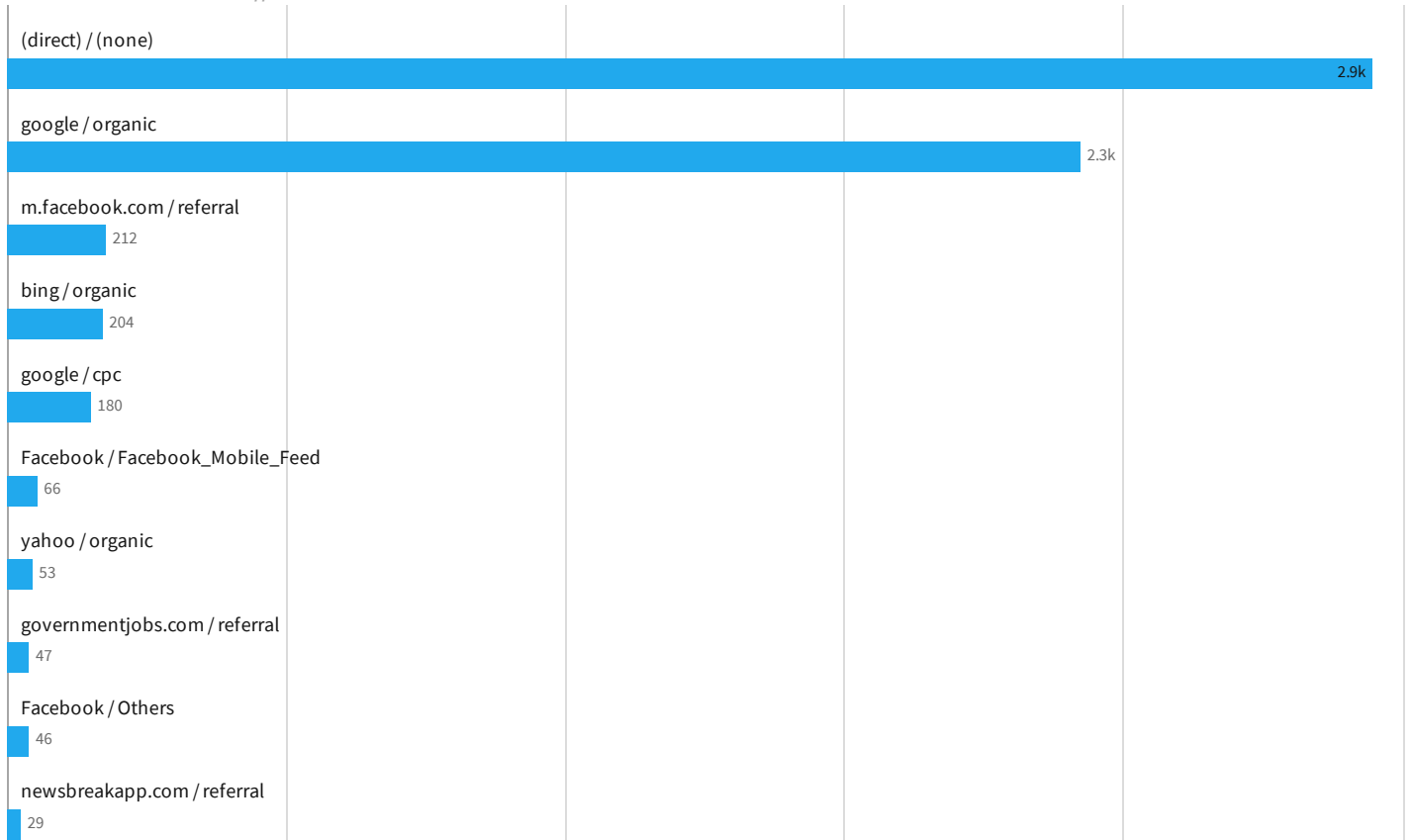
USERS BY CITY
WWW.MSWD.ORG - HTTP://WWW.MSWD.ORG - GA4

City	Users
Desert Hot Springs	1,531
Los Angeles	998
(not set)	818
Indio	300
San Diego	260
Palm Springs	214
La Quinta	162
Palm Desert	100
Las Vegas	65
Cathedral City	58
	6,976

Item 16.

NEW USER ACQUISITION

WWW.MSWD.ORG - HTTP://WWW.MSWD.ORG - GA4



■ New users






Aug 2023 Social Media Analytics

Facebook Account Overview (August 1 - 31, 2023)




Posts Published <h1 style="margin: 0;">21</h1> <p style="margin: 0; font-size: small;">+6 40.0%</p>	Total Likes <h1 style="margin: 0;">1,228</h1> <p style="margin: 0; font-size: small;">-2 -0.2%</p>	New Likes <h1 style="margin: 0;">2</h1> <p style="margin: 0; font-size: small;">-1 -33.3%</p>	Unlikes <h1 style="margin: 0;">3</h1> <p style="margin: 0; font-size: small;">+1 50.0%</p>	Engaged People <h1 style="margin: 0;">800</h1> <p style="margin: 0; font-size: small;">+95 13.5%</p>
Total Reach <h1 style="margin: 0;">52,162</h1> <p style="margin: 0; font-size: small;">+7,011 15.5%</p>	Organic Reach <h1 style="margin: 0;">5,342</h1> <p style="margin: 0; font-size: small;">+2,817 111.6%</p>	Paid Reach <h1 style="margin: 0;">47,359</h1> <p style="margin: 0; font-size: small;">+4,742 11.1%</p>	Impressions <h1 style="margin: 0;">94,065</h1> <p style="margin: 0; font-size: small;">+27,769 41.9%</p>	Video Views <h1 style="margin: 0;">276</h1> <p style="margin: 0; font-size: small;">-7,963 -96.7%</p>

3 Most Engaging Posts	3 Highest Reach Posts	3 Most Shared Posts
<div style="display: flex; align-items: flex-start; margin-bottom: 10px;"> <div style="flex-grow: 1;"> <p>Hurricane Hillary 7:30 pm update</p> <p>🔹🌀 Storm Update: All water service has been restored. If y...</p> <p style="text-align: right; font-size: small;">12.36%</p> </div> </div> <div style="display: flex; align-items: flex-start; margin-bottom: 10px;"> <div style="flex-grow: 1;"> <p>Hurricane Hillary 1:30 Storm Update: Two areas of the MSWD system experienced lo...</p> <p style="text-align: right; font-size: small;">10.87%</p> </div> </div> <div style="display: flex; align-items: flex-start;"> <div style="flex-grow: 1;"> <p>Hurricane Hillary</p> <p>🔹🔹 While our crews continue to clean up after Tropical Sto...</p> <p style="text-align: right; font-size: small;">10.18%</p> </div> </div>	<div style="display: flex; align-items: flex-start; margin-bottom: 10px;"> <div style="flex-grow: 1;"> <p>Join Us</p> <p>🔹 Here's your chance to join our team! MSWD is currently a...</p> <p style="text-align: right; font-size: small;">1,115</p> </div> </div> <div style="display: flex; align-items: flex-start; margin-bottom: 10px;"> <div style="flex-grow: 1;"> <p>Hurricane Hillary 1:30 Storm Update: Two areas of the MSWD system experienced lo...</p> <p style="text-align: right; font-size: small;">687</p> </div> </div> <div style="display: flex; align-items: flex-start;"> <div style="flex-grow: 1;"> <p>Hurricane Hillary 8-22-2023 Update</p> <p>🔹🌀 The MSWD boil water advisory remains in effect for app...</p> <p style="text-align: right; font-size: small;">592</p> </div> </div>	<div style="display: flex; align-items: flex-start; margin-bottom: 10px;"> <div style="flex-grow: 1;"> <p>Hurricane Hillary 1:30 Storm Update: Two areas of the MSWD system experienced lo...</p> <p style="text-align: right; font-size: small;">10</p> </div> </div> <div style="display: flex; align-items: flex-start; margin-bottom: 10px;"> <div style="flex-grow: 1;"> <p>Hurricane Hillary 8-22-2023 Update</p> <p>🔹🌀 The MSWD boil water advisory remains in effect for app...</p> <p style="text-align: right; font-size: small;">9</p> </div> </div> <div style="display: flex; align-items: flex-start;"> <div style="flex-grow: 1;"> <p>Join Us</p> <p>🔹 Here's your chance to join our team! MSWD is currently a...</p> <p style="text-align: right; font-size: small;">4</p> </div> </div>

3 Least Engaging Posts




	0.0%
 Join us for Water 101 Fill your brain with some water knowledge! We'll let the ...	2.27%
 Hurricane Hillary 8-28-2023 🌊🌀 The MSWD boil water advisory has been lifted. The Dist...	2.9%

3 Lowest Reach Posts

 Calendar Contest News Release: MSWD Launches Calendar Drawing Contest - Se...	69
	84
 Hurricane Hillary 7:30 pm update 🌊🌀 Storm Update: All water service has been restored. If y...	89

3 Least Shared Posts

Item 16.

 Hurricane Hillary 7:30 pm update 🌊🌀 Storm Update: All water service has been restored. If y...	0
	0
 Community Calendar 🌍❤️ Protect the planet and our award-winning water! Properl...	0

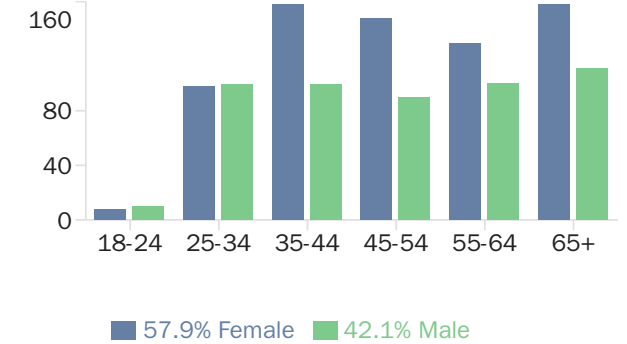
Likes By Country

1. United States of America (1,199 likes)
2. Mexico (14 likes)
3. France (4 likes)
4. Canada (2 likes)
5. Sierra Leone (1 like)

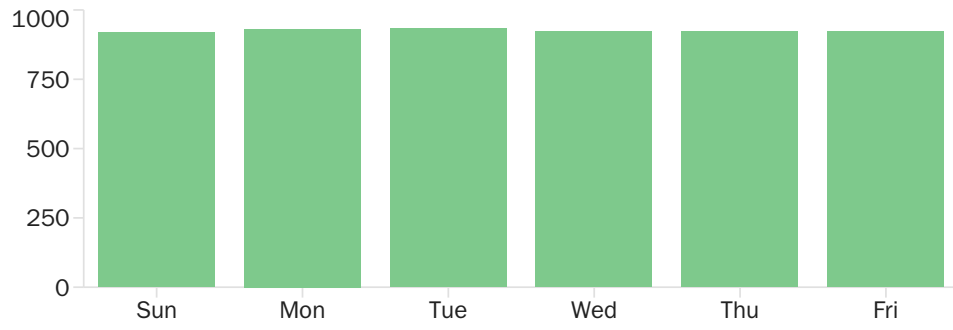
Likes By City

1. Desert Hot Springs, CA (556 likes)
2. Indio, CA (64 likes)
3. Palm Springs, CA (56 likes)
4. La Quinta, CA (49 likes)
5. Cathedral City, CA (45 likes)

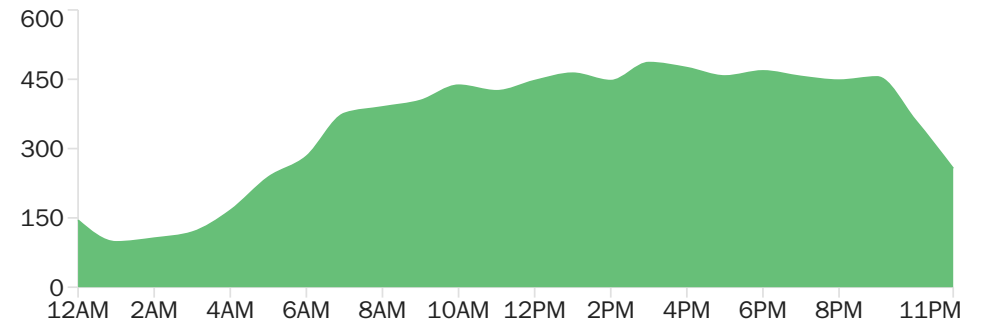
Likes by age & gender



Days your fans are online









Hours fans are online


































Item 16.





Facebook Post Metrics (August 1 - 31, 2023)









Item 16.



Date	Format	Post	Reach	Engaged Users	Engagement Rate	Reactions	Comments	Shares	Clicks	Video Views
August 30, 2023 11:52 AM PDT	 Image	 <p>Worker Wed New Install 👏🔧 We'd like to extend a heartfelt appreciation to our remarkable staff for their perseverance and unwavering commitment to serving the community. Rain, sunshine, or heat, their hard work ensures ...</p>	185	13	7.03%	11	0	1	5	0
August 28, 2023 2:49 PM PDT	 Image	 <p>Hurricane Hillary 8-28-2023 💧🌀 The MSWD boil water advisory has been lifted. The District, in conjunction with the State Water Resources Control Board and the Riverside County Health Department, has determined that customers' ...</p>	207	6	2.9%	5	0	2	0	0
August 26, 2023 9:53 AM PDT	 Image	 <p>8-26-2023 Hilary Update 💧🌀 Storm Update as of 8-26-2023: The MSWD boil water advisory* remains in effect for customers in Area 2, with the Approximate boundaries of North Pierson, East Mission Creek, Along Scenic, and Wes...</p>	164	8	4.88%	4	1	2	11	0

Date	Format	Post	Reach	Engaged Users	Engagement Rate	Reactions	Comments	Shares	Click	Item 16.
August 25, 2023 4:34 PM PDT	 Image	 <p>Hilary Update 8-25-2023   Status Update as of 4:30 p.m. 8-25-2023: The MSWD boil water advisory* remains in effect for approximately 200 customers. Impacted residents are advised to use boiled tap water or bottled water ...</p>	133	11	8.27%	6	0	2	7	0
August 24, 2023 3:04 PM PDT	 Video	 <p>Hurricane Hilary   While our crews continue to clean up after Tropical Storm Hilary, we wanted to take this opportunity to show you some of the pictures they have captured during the past couple of days.   It was t...</p>	167	17	10.18%	10	0	3	24	95
August 23, 2023 4:59 PM PDT	 Image	 <p>Hurricane Hilary 8232023   The MSWD boil water advisory remains in effect. Impacted residents are advised to use boiled tap water or bottled water for drinking and cooking purposes as a safety precaution. Before the boil o...</p>	215	8	3.72%	3	0	2	5	0
August 22, 2023 8:58 AM PDT	 Image	 <p>Hurricane Hilary 8-22-2023 Update   The MSWD boil water advisory remains in effect for approximately 200 customers. Visit our website for maps, factsheets, and additional information. We anticipate resolving the issue within the n...</p>	592	30	5.07%	7	0	9	25	0

Date	Format	Post	Reach	Engaged Users	Engagement Rate	Reactions	Comments	Shares	Clicks	Item 16.
August 21, 2023 7:54 PM PDT	 Image	 <p>Hurricane Hillary 7:30 pm update   Storm Update: All water service has been restored. If you do not have water service, please contact MSWD at 760-329-6448. For additional updates, visit www.mswd.org/hilary #stormupdate #MSWDCares</p>	89	11	12.36%	8	1	0	14	0
August 21, 2023 2:18 PM PDT	 Image	 <p>Hurricane Hillary 1:30 Storm Update: Two areas of the MSWD system experienced low water pressure. Out of an abundance of caution, Mission Springs Water District, working with the State Water Resources Control Board, Divi...</p>	687	52	7.57%	16	3	10	58	0
August 21, 2023 11:43 AM PDT	 Simple Status		92	10	10.87%	4	0	1	16	0
August 21, 2023 6:51 AM PDT	 Image	 <p>Hurricane Hilary Situation Update as of 6:30 am. Storm Update: MSWD's Water and Wastewater systems remain operational, and we are continuing to be in close contact with the DHS and Country Emergency Management offices. As the State and County hav...</p>	137	13	9.49%	6	6	1	9	0
August 18, 2023 11:11 AM PDT	 Video	 <p>Hurricane Hillary  With #HurricaneHillary on the way, now is a great time for us all to remember our emergency preparedness skills. Visit our website to watch an informative video and for helpful links and ways to ...</p>	123	5	4.07%	4	0	1	0	59

Date	Format	Post	Reach	Engaged Users	Engagement Rate	Reactions	Comments	Shares	Clicks	Item 16.
August 18, 2023 10:49 AM PDT	Simple Status		84	0	0.0%	0	0	0	0	0
August 16, 2023 3:54 PM PDT	Image	 <p>Join Us Here's your chance to join our team! MSWD is currently accepting applications for a Business Analyst and a temporary Customer Service Representative. The District offers competitive pay, great ben...</p>	1,115	56	5.02%	13	0	4	50	0
August 15, 2023 11:48 AM PDT	Image	 <p>Community Calendar Protect the planet and our award-winning water! Properly dispose of household hazardous waste, batteries, old tires, and other trash so they do not pollute our groundwater supply. Just ask Bryso...</p>	89	5	5.62%	5	0	0	0	0
August 14, 2023 12:32 PM PDT	Image	 <p>Calendar Contest News Release: MSWD Launches Calendar Drawing Contest - Seeks Student Artwork Focused on Conservation & Groundwater Protection MSWD is accepting entries into a special calendar drawing contest takin...</p>	69	3	4.35%	3	0	0	0	0

Date	Format	Post	Reach	Engaged Users	Engagement Rate	Reactions	Comments	Shares	Clicks	Item 16.
August 11, 2023 11:45 AM PDT	 Image	 <p>Water Quality Month August is National Water Quality Month! MSWD is proud to be a 10-Time Medal Winner for the Best Tasting Municipal Water in the World. Last month, MSWD released its annual Water Quality Report – if ...</p>	99	5	5.05%	5	0	1	0	0
August 09, 2023 11:39 AM PDT	 Image	 <p>1st Day of School 📚🎒 It's the first day of school, and it's time to get back to work and embark on an exciting educational journey! Just like our hardworking staff, let's make this Worker Wednesday a day of dedicati...</p>	429	36	8.39%	22	2	0	48	0
August 06, 2023 11:38 AM PDT	 Image	 <p>National Friends Day ☀️ Happy National Friendship Day! ☀️ On this special day of celebrating friendship, let's remember to stay hydrated together! 💧💙 Remember, staying hydrated not only keeps us healthy but also helps us...</p>	184	6	3.26%	6	0	1	2	0
August 04, 2023 11:36 AM PDT	 Image	 <p>Join us for Water 101 Fill your brain with some water knowledge! We'll let the information flow at our next series of Water 101 classes that start Aug 24. Visit mswd.org/water101 to learn more about these FREE events an...</p>	176	4	2.27%	4	0	1	0	0







Date	Format	Post	Reach	Engaged Users	Engagement Rate	Reactions	Comments	Shares	Click	Item 16.
August 02, 2023 11:32 AM PDT	 Image	 <p>Worker Wed - Hydrant 🚒 Did you know that our dedicated staff not only excel at fixing water and wastewater infrastructure but they also play a crucial role in supporting fire services? 🧡 At MSWD, we take immense pride...</p>	124	10	8.06%	5	0	0	6	0
Total			5,160	309		147	13	41	280	154
Average			245.7	14.7	5.99%	7.0	0.6	2.0	13.3	7.3

Twitter Account Overview (August 1 - 31, 2023)






Item 16.

Tweets Published	Total Likes	Total Retweets	Total Followers	Following
14	11	2	96	99
+10 250.0%			+1 1.1%	







3 Most Retweeted Posts

 <p>Hurricane Hilary Situation Update as of 6:30 am. Update: MSWD's Water and Wastewater systems remain operational. As a local state of emergency has been declared, MS...</p>	1
 <p>8-26-2023 Hilary Update   8/26/2023 Update: MSWD boil advisory remains in effect for Area 2, with the approximate boundaries of North Pier...</p>	1
 <p>Worker Wed - Hydrant  DYK that our dedicated staff not only excel at fixing water and wastewater infrastructure but they also play a cr...</p>	0

3 Most Liked Posts







 <p>Worker Wed - Hydrant  DYK that our dedicated staff not only excel at fixing water and wastewater infrastructure but they also play a cr...</p>	3
 <p>Join us for Water 101 Fill your brain with some water knowledge! We'll let the information flow at our next series of Water 101 classes t...</p>	2
 <p>1st Day of School  It's the first day of school, and it's time to get back to work and embark on an exciting educational journey! J...</p>	1

3 Least Retweeted Posts



















-  Worker Wed New Install
 We'd like to extend a heartfelt appreciation to our remarkable staff for their perseverance and unwavering comm... 0
- ...
-  Hurricane Hillary 8-28-2023
 The MSWD boil water advisory has been lifted. The District, in conjunction with the State Water Resources Contro... ... 0
-  Hurricane Hillary 8232023
 The boil water advisory remains in effect. Pending favorable test results, we anticipate lifting the boil notice... h... 0















3 Least Liked Posts




Item 16.

-  Worker Wed New Install
 We'd like to extend a heartfelt appreciation to our remarkable staff for their perseverance and unwavering comm... 0
- ...
-  Hurricane Hillary 8-28-2023
 The MSWD boil water advisory has been lifted. The District, in conjunction with the State Water Resources Contro... ... 0
-  8-26-2023 Hilary Update
 8/26/2023 Update: MSWD boil advisory remains in effect for Area 2, with the approximate boundaries of North Pier... ... 0

Twitter Post Metrics (August 1 - 31, 2023)


Date	Format	Post	Retweets	Likes
August 30, 2023 11:52 AM PDT	 Link	 <p>Worker Wed New Install  We'd like to extend a heartfelt appreciation to our remarkable staff for their perseverance and unwavering comm... https://t.co/otuBuTnwIG</p>	0	0
August 28, 2023 2:49 PM PDT	 Link	 <p>Hurricane Hillary 8-28-2023  The MSWD boil water advisory has been lifted. The District, in conjunction with the State Water Resources Contro... https://t.co/crE6EvpFOE</p>	0	0
August 26, 2023 9:53 AM PDT	 Link	 <p>8-26-2023 Hilary Update  8/26/2023 Update: MSWD boil advisory remains in effect for Area 2, with the approximate boundaries of North Pier... https://t.co/lrwLp471aY</p>	1	0
August 23, 2023 4:59 PM PDT	 Link	 <p>Hurricane Hillary 8232023  The boil water advisory remains in effect for the customers for whom the... https://t.co/7ISDyIntNe</p>	0	0
August 22, 2023 8:58 AM PDT	 Link	 <p>Hurricane Hillary 8-22-2023 Update  The MSWD boil water advisory remains in effect for approximately 200 customers. Visit our website for maps and i... https://t.co/ixTC6q7BKb</p>	0	0
August 21, 2023 7:54 PM PDT	 Link	 <p>Hurricane Hillary 7:30 pm update  Storm Update: All water service has been restored. If you do not have water service, please contact MSWD at 760-3... https://t.co/tG0p8sXGw7</p>	0	1


Date	Format	Post	Retweets	Item 16.
August 21, 2023 2:18 PM PDT	 Link	 <p>Hurricane Hillary 1:30 Storm Update: Two areas of the MSWD system experienced low water pressure. Out of an abundance of caution, MSWD has... https://t.co/94LP8DuS30</p>	0	0
August 21, 2023 6:51 AM PDT	 Link	 <p>Hurricane Hilary Situation Update as of 6:30 am. Update: MSWD's Water and Wastewater systems remain operational. As a local state of emergency has been declared, MS... https://t.co/MrLSeLE2SX</p>	1	1
August 18, 2023 11:11 AM PDT	 Link	 <p>Hurricane Hillary 🌀 With #HurricaneHillary on the way, now is a great time for us all to remember our emergency preparedness skills... https://t.co/LBqfQ4RXeg</p>	0	1
August 15, 2023 11:48 AM PDT	 Link	 <p>Community Calendar Protect the planet and our award-winning water! Dispose of household hazardous waste, batteries, old tires, and ot... https://t.co/r5mXPSEobM</p>	0	1
August 14, 2023 12:32 PM PDT	 Link	 <p>Calendar Contest MSWD Launches Calendar Drawing Contest - Seeks Student Artwork Focused on Conservation & Groundwater Protection 12... https://t.co/KZDNdjp81L</p>	0	1
August 09, 2023 11:39 AM PDT	 Link	 <p>1st Day of School 📚🎒 It's the first day of school, and it's time to get back to work and embark on an exciting educational journey! J... https://t.co/GFBj6JHR1m</p>	0	1
August 04, 2023 11:36 AM PDT	 Link	 <p>Join us for Water 101 Fill your brain with some water knowledge! We'll let the information flow at our next series of Water 101 classes t... https://t.co/kKTG16ZSXX</p>	0	2


Date	Format	Post	Retweets	Item 16.
August 02, 2023 11:32 AM PDT	 Link	 <p>Worker Wed - Hydrant  DYK that our dedicated staff not only excel at fixing water and wastewater infrastructure but they also play a cr... https://t.co/S08iSOcFFk</p>	0	3
Total			2	11
Average			0.1	0.8

Posts Published	Total Followers	New Followers	Impressions	Reach	Profile Views
20	295	21	8,578	6,273	97
+5 33.3%	+16 5.7%	+16 320.0%	-11,943 -58.2%	-7,266 -53.7%	+59 155.3%

3 Most Liked Posts


- 


Worker Wed New Install
 🦠💧 We'd like to extend a heartfelt appreciation to our remarkable staff for their perseverance and unwavering commit... 15
- 


1st Day of School
 📚🎒 It's the first day of school, and it's time to get back to work and embark on an exciting educational journey! Jus... 14
- 

Hurricane Hillary 1:30
 Storm Update: Two areas of the MSWD system experienced low water pressure. Out of an abundance of caution, Mission Sp... 13

3 Most Commented Posts

- 

Hurricane Hillary
 💧💧 While our crews continue to clean up after Tropical Storm Hilary, we wanted to take this opportunity to show you so... 1
- 

Worker Wed - Hydrant
 🚒 Did you know that our dedicated staff not only excel at fixing water and wastewater infrastructure but they also pl... 0
- 

Join us for Water 101
 Fill your brain with some water knowledge! We'll let the information flow at our next series of Water 101 classes tha... 0

3 Least Liked Posts



Hurricane Hillary 8-28-2023

💧🌀 The MSWD boil water advisory has been lifted. The District, in conjunction with the State Water Resources Control ...

4



Hurricane Hillary 7:30 pm update

💧🌀 Storm Update: All water service has been restored. If you do not have water service, please contact MSWD at 760-329...

4



Join Us

💧 Here's your chance to join our team! MSWD is currently accepting applications for a Business Analyst and a temporary...

4

3 Least Commented Posts

Item 16.



Worker Wed New Install

🙌💧🔧 We'd like to extend a heartfelt appreciation to our remarkable staff for their perseverance and unwavering commit...

0



Hurricane Hillary 8-28-2023

💧🌀 The MSWD boil water advisory has been lifted. The District, in conjunction with the State Water Resources Control ...

0







8-26-2023 Hilary Update















💧🌀 Storm Update as of 8-26-2023: The MSWD boil water advisory* remains in effect for customers in Area 2, with the ap...













0








Instagram Post Metrics (August 1 - 31, 2023)







Item 16.







Date	Format	Post	Likes	Comments	Impressions	Reach	Engagements	Engagement Rate	Saves	Video Views
August 30, 2023 11:52 AM PDT	 Image	 <p> Worker Wed New Install 🦷🔧 We'd like to extend a heartfelt appreciation to our remarkable staff for their perseverance and unwavering commitment to serving the community. Rain, sunshine, or heat, their hard work ensures ... </p>	15	0	79	67	15	22.39%	0	
August 28, 2023 2:50 PM PDT	 Image	 <p> Hurricane Hillary 8-28-2023 💧🌀 The MSWD boil water advisory has been lifted. The District, in conjunction with the State Water Resources Control Board and the Riverside County Health Department, has determined that customers'... </p>	4	0	44	38	4	10.53%	0	







Date	Format	Post	Likes	Comments	Impressions	Reach	Engagements	Engagement Rate	Saves	Item 16.
<p>August 26, 2023 9:53 AM PDT</p>	<p> Image</p>	<p> 8-26-2023 Hilary Update   Storm Update as of 8-26-2023: The MSWD boil water advisory* remains in effect for customers in Area 2, with the approximate boundaries of North Pierson, East Mission Creek, Along Scenic, and Wes...</p>	6	0	59	52	6	11.54%	0	
<p>August 25, 2023 4:34 PM PDT</p>	<p> Image</p>	<p> Hilary Update 8-25-2023   Status Update as of 4:30 p.m. 8-25-2023: The MSWD boil water advisory* remains in effect for approximately 200 customers. Impacted residents are advised to use boiled tap water or bottled water ...</p>	8	0	67	59	8	13.56%	0	
<p>August 24, 2023 3:05 PM PDT</p>	<p> Video</p>	<p> Hurricane Hilary   While our crews continue to clean up after Tropical Storm Hilary, we wanted to take this opportunity to show you some of the pictures they have captured during the past couple of days.   It was t...</p>	12	1		92	14	15.22%	1	

Date	Format	Post	Likes	Comments	Impressions	Reach	Engagements	Engagement Rate	Saves	Item 16.
August 23, 2023 4:59 PM PDT	 Image	 <p>Hurricane Hillary 8232023   The MSWD boil water advisory remains in effect. Impacted residents are advised to use boiled tap water or bottled water for drinking and cooking purposes as a safety precaution. Before the boil o...</p>	8	0	59	48	8	16.67%	0	
August 22, 2023 8:58 AM PDT	 Image	 <p>Hurricane Hillary 8-22-2023 Update   The MSWD boil water advisory remains in effect for approximately 200 customers. Visit our website for maps, factsheets, and additional information. We anticipate resolving the issue within the n...</p>	5	0	143	129	5	3.88%	0	
August 21, 2023 7:54 PM PDT	 Image	 <p>Hurricane Hillary 7:30 pm update   Storm Update: All water service has been restored. If you do not have water service, please contact MSWD at 760-329-6448. For additional updates, visit www.mswd.org/hilary #stormupdate #MSWDCares</p>	4	0	71	65	4	6.15%	0	

Date	Format	Post	Likes	Comments	Impressions	Reach	Engagements	Engagement Rate	Saves	Item 16.
August 21, 2023 2:18 PM PDT	 Image	 <p>Hurricane Hillary 1:30 Storm Update: Two areas of the MSWD system experienced low water pressure. Out of an abundance of caution, Mission Springs Water District, working with the State Water Resources Control Board, Divi...</p>	13	0	125	110	13	11.82%	0	
August 21, 2023 6:52 AM PDT	 Image	 <p>Hurricane Hilary Situation Update as of 6:30 am. Storm Update: MSWD's Water and Wastewater systems remain operational, and we are continuing to be in close contact with the DHS and Country Emergency Management offices. As the State and County hav...</p>	5	0	74	63	6	9.52%	1	
August 18, 2023 11:11 AM PDT	 Image	 <p>Hurricane Hillary  With #HurricaneHillary on the way, now is a great time for us all to remember our emergency preparedness skills. Visit our website to watch an informative video and for helpful links and ways to ...</p>	7	0	99	90	7	7.78%	0	

Date	Format	Post	Likes	Comments	Impressions	Reach	Engagements	Engagement Rate	Saves	Item 16.
August 16, 2023 3:54 PM PDT	 Image	 <p>Join Us Here's your chance to join our team! MSWD is currently accepting applications for a Business Analyst and a temporary Customer Service Representative. The District offers competitive pay, great ben...</p>	4	0	70	62	4	6.45%	0	
August 15, 2023 11:48 AM PDT	 Image	 <p>Community Calendar Protect the planet and our award-winning water! Properly dispose of household hazardous waste, batteries, old tires, and other trash so they do not pollute our groundwater supply. Just ask Bryso...</p>	5	0	47	40	5	12.5%	0	
August 14, 2023 12:32 PM PDT	 Image	 <p>Calendar Contest News Release: MSWD Launches Calendar Drawing Contest - Seeks Student Artwork Focused on Conservation & Groundwater Protection Mission Springs Water District is accepting entries into a special cale...</p>	7	0	42	39	7	17.95%	0	

Date	Format	Post	Likes	Comments	Impressions	Reach	Engagements	Engagement Rate	Saves	Item 16.
August 11, 2023 11:56 AM PDT	 Image	 <p>Dig Alert Today serves as a good reminder to keep safety in mind when tackling your home projects. 🚧 Before starting any projects that require digging, contact DigAlert at 8-1-1 or visit direct.digalert.org ...</p>	4	0	34	32	4	12.5%	0	
August 11, 2023 11:45 AM PDT	 Image	 <p>Water Quality Month August is National Water Quality Month! MSWD is proud to be a 10-Time Medal Winner for the Best Tasting Municipal Water in the World. Last month, MSWD released its annual Water Quality Report – if ...</p>	7	0	46	43	7	16.28%	0	
August 09, 2023 11:39 AM PDT	 Image	 <p>1st Day of School 🎒 It's the first day of school, and it's time to get back to work and embark on an exciting educational journey! Just like our hardworking staff, let's make this Worker Wednesday a day of dedicati...</p>	14	0	82	74	14	18.92%	0	

Date	Format	Post	Likes	Comments	Impressions	Reach	Engagements	Engagement Rate	Saves	Item 16.
August 06, 2023 11:38 AM PDT	 Image	 <p>National Friends Day 🌟 Happy National Friendship Day! 🌟 On this special day of celebrating friendship, let's remember to stay hydrated together! 💧💙 Remember, staying hydrated not only keeps us healthy but also helps us...</p>	8	0	57	50	8	16.0%	0	
August 04, 2023 11:36 AM PDT	 Image	 <p>Join us for Water 101 Fill your brain with some water knowledge! We'll let the information flow at our next series of Water 101 classes that start Aug 24. Visit mswd.org/water101 to learn more about these FREE events an...</p>	4	0	39	34	4	11.76%	0	
August 02, 2023 11:32 AM PDT	 Image	 <p>Worker Wed - Hydrant 🚒 Did you know that our dedicated staff not only excel at fixing water and wastewater infrastructure but they also play a crucial role in supporting fire services? ❤️ At MSWD, we take immense pride...</p>	8	0	53	46	8	17.39%	0	
Total			148	1	1,290	1,233	151		2	


Date	Format	Post	Likes	Comments	Impressions	Reach	Engagements	Engagement Rate	Saves	Item 16.
Average			7.4	0.1	67.9	61.7	7.6	12.25%	0.1	


LinkedIn Account Overview (August 1 - 31, 2023)


Item 16.

<p>Posts Published</p> <p>6</p>	<p>Likes</p> <p>32</p> <p>+6 23.1%</p>	<p>Views</p> <p>54</p> <p>-34 -38.6%</p>	<p>Followers</p> <p>253</p> <p>+4 1.6%</p>
<p>Comments</p> <p>0</p> <p>-1 -100.0%</p>	<p>Impressions</p> <p>448</p> <p>-373 -45.4%</p>	<p>Clicks</p> <p>10</p> <p>-6 -37.5%</p>	<p>Engagement Rate</p> <p>8.7%</p> <p>+0.0 0.1%</p>

3 Most Engaging Posts


- 


Join Us
 Here's your chance to join our team! MSWD is currently accepting applications for a Business Analyst and a temporary...
 21.43%
- 


Worker Wed New Install
 We'd like to extend a heartfelt appreciation to our remarkable staff for their perseverance and unwavering commit...
 13.79%
- 

Join us for Water 101
 Fill your brain with some water knowledge! We'll let the information flow at our next series of Water 101 classes tha...
 12.77%

3 Most Shared Posts




- 

Join Us
 Here's your chance to join our team! MSWD is currently accepting applications for a Business Analyst and a temporary...
 2
- 

Join us for Water 101
 Fill your brain with some water knowledge! We'll let the information flow at our next series of Water 101 classes tha...
 0
- 




1st Day of School
 It's the first day of school, and it's time to get back to work and embark on an exciting educational journey! Jus...
 0

3 Least Engaging Posts

	<p>Community Calendar 🌍❤️Protect the planet and our award-winning water! Properly dispose of household hazardous waste, batteries, old tire...</p>	3.28%
	<p>Calendar Contest News Release: MSWD Launches Calendar Drawing Contest - Seeks Student Artwork Focused on Conservation & Groundwater Pr...</p>	3.28%
	<p>1st Day of School 📚🎒 It's the first day of school, and it's time to get back to work and embark on an exciting educational journey! Jus...</p>	8.96%







3 Least Shared Posts







Item 16.

	<p>Worker Wed New Install 🧡💧🔧 We'd like to extend a heartfelt appreciation to our remarkable staff for their perseverance and unwavering commit...</p>	0
	<p>Community Calendar 🌍❤️Protect the planet and our award-winning water! Properly dispose of household hazardous waste, batteries, old tire...</p>	0
	<p>Calendar Contest News Release: MSWD Launches Calendar Drawing Contest - Seeks Student Artwork Focused on Conservation & Groundwater Pr...</p>	0

LinkedIn Post Metrics (August 1 - 31, 2023)

Item 16.

Date	Format	Post	Shares	Clicks	Engagement Rate	Reactions	Impressions	Comments
August 30, 2023 11:52 AM PDT	 Image	 <p>Worker Wed New Install 👏🔧 We'd like to extend a heartfelt appreciation to our remarkable staff for their perseverance and unwavering commitment to serving the community. Rain, sunshine, or heat, their hard work ensures ...</p>	0	2	13.79%	10	87	0
August 16, 2023 3:54 PM PDT	 Image	 <p>Join Us 💧 Here's your chance to join our team! MSWD is currently accepting applications for a Business Analyst and a temporary Customer Service Representative. The District offers competitive pay, great ben...</p>	2	6	21.43%	7	70	0
August 15, 2023 11:48 AM PDT	 Image	 <p>Community Calendar 🌍💚 Protect the planet and our award-winning water! Properly dispose of household hazardous waste, batteries, old tires, and other trash so they do not pollute our groundwater supply. Just ask Bryso...</p>	0	0	3.28%	2	61	0

Date	Format	Post	Shares	Clicks	Engagement Rate	Reactions	Impressions	Item 16.
August 14, 2023 12:32 PM PDT	 Image	 <p>Calendar Contest News Release: MSWD Launches Calendar Drawing Contest - Seeks Student Artwork Focused on Conservation & Groundwater Protection Mission Springs Water District is accepting entries into a special cal...</p>	0	0	3.28%	2	61	0
August 09, 2023 11:39 AM PDT	 Image	 <p>1st Day of School 📚🎒 It's the first day of school, and it's time to get back to work and embark on an exciting educational journey! Just like our hardworking staff, let's make this Worker Wednesday a day of dedicati...</p>	0	1	8.96%	5	67	0
August 04, 2023 11:36 AM PDT	 Image	 <p>Join us for Water 101 Fill your brain with some water knowledge! We'll let the information flow at our next series of Water 101 classes that start Aug 24. Visit mswd.org/water101 to learn more about these FREE events an...</p>	0	3	12.77%	3	47	0
Total			2	12		29	393	0
Average			0.3	2.0	10.58%	4.8	65.5	238

August 2023

Interim General Manager Named

MSWD is excited to announce the appointment of Brian Macy as the District's new Interim General Manager.

An accomplished leader with more than 30 years of engineering and management experience overseeing operations and the strategic planning of water districts, Macy has a proven track record of successful leadership.

Before joining MSWD in 2019, Macy served as the General Manager of Indio Water Authority (2013-2018) and was the Assistant General Manager at Elsinore Valley Municipal Water District (2018-2019).

"As we continue to navigate climate uncertainty, aging infrastructure, and new water use restrictions that will greatly impact the water industry, Brian's experience and comprehensive understanding of sound water management principles will safeguard our capacity to meet future customer needs," said MSWD Board President Russ Martin.



Brian Macy
Interim General
Manager

Share your water knowledge to win prizes!

Students can show-off their creativity and water smarts by entering MSWD's Water Conservation & Groundwater Protection Calendar Drawing Contest.

- Submissions should be based on one of the below themes:
- Save water
 - Properly dispose of fats, oils and grease (FOG)
 - Clean cars at a car wash
 - Protect drinking water quality
 - Don't flush wipes
 - Use of water-efficient desert landscaping



The contest is open to all K-12 students at schools within the MSWD service area. Each student may submit one drawing that should focus on one message.

Twelve winning entries will be showcased in our 2024 community calendar, with prizes of up to \$150 in Amazon gift cards awarded to the winners. **The deadline to enter is October 3, 2023.**

How to Enter:

- Draw or paint an original picture depicting one of the six themes.
- Send entries and a completed application form to: Mission Springs Water District 66575 Second Street, Desert Hot Springs, CA 92240.

To download an application form and learn more about the contest, please visit www.MSWD.org/calendarcontest or call 760.329.6448 ext. 121 or 145.

Set Budgets and Communication Preferences in Customer Portal

Beyond bill payment options, MSWD's new Customer Connect portal also provides tools to help you stay on top of your water use throughout the month.

The portal offers water-savings opportunities by providing information and insights on consumption, possible leaks and inefficiencies.

Follow these steps to enroll:

1. Visit MSWD.org/CustomerConnect
2. Enter your MSWD account number and ZIP code
3. Click on "Find My Account" to set up your username and password

If you have questions or need further assistance, please call our office at 760.329.6448.



Agosto 2023

Nombramiento del Gerente General Interino

MSWD se complace en anunciar el nombramiento de Brian Macy como el nuevo Gerente General Interino del Distrito.

Un líder consumado con más de 30 años de experiencia en ingeniería y gestión supervisando operaciones y la planificación estratégica de los distritos de agua, Macy tiene un historial comprobado de liderazgo exitoso.

Antes de unirse a MSWD en 2019, Macy se desempeñó como Gerente General de Indio Water Authority (2013-2018) y fue Gerente General Adjunto en el Distrito Municipal de Agua de Elsinore Valley (2018-2019).

“A medida que continuamos navegando por la incertidumbre climática, el envejecimiento de la infraestructura y las nuevas restricciones de uso del agua que tendrán un gran impacto en la industria del agua, la experiencia y la comprensión integral de Brian de los principios sólidos de gestión del agua salvaguardarán nuestra capacidad para satisfacer las necesidades futuras de los clientes”, dijo el presidente de la Junta de MSWD, Russ Martin.



Brian Macy
Gerente General Interino

¡Comparte tus conocimientos sobre el agua para ganar premios!

Los estudiantes pueden mostrar su creatividad e inteligencia hídrica participando en el Concurso de Dibujo del Calendario de Conservación del Agua y Protección de Aguas Subterráneas de MSWD.

Las presentaciones deben basarse en uno de los siguientes temas:

- Ahorrar agua
- Desechar adecuadamente las grasas, aceites y grasas (FOG)
- Limpie los autos en un lavado de autos
- Proteger la calidad del agua potable
- No tire las toallitas
- Uso de paisajes desérticos eficientes en el uso del agua



El concurso está abierto a todos los estudiantes de K-12 en las escuelas dentro del área de servicio de MSWD. Cada estudiante puede enviar un dibujo que debe centrarse en un mensaje.

Doce entradas ganadoras se exhibirán en nuestro calendario comunitario 2024, con premios de hasta \$ 150 en tarjetas de regalo de Amazon otorgadas a los ganadores. **La fecha límite para participar es el 3 de octubre de 2023.**

Cómo participar:

- Dibuja o pinta una imagen original que represente uno de los seis temas.

- Envíe las entradas y un formulario de solicitud completo a: Mission Springs Water District 66575 Second Street, Desert Hot Springs, CA 92240.

To download an application form and learn more about the contest, please visit www.MSWD.org/calendarcontest or call 760.329.6448 ext. 121 or 145.

Establecer presupuestos y preferencias de comunicación en el portal del cliente

Más allá de las opciones de pago de facturas, el nuevo portal Customer Connect de MSWD también proporciona herramientas para ayudarlo a mantenerse al tanto de su consumo de agua durante todo el mes.

El portal ofrece oportunidades de ahorro de agua al proporcionar información y conocimientos sobre el consumo, las posibles fugas y las ineficiencias.

Siga estos pasos para inscribirse:

1. Visita MSWD.org/CustomerConnect
2. Ingrese su número de cuenta MSWD y código postal
3. Haga clic en "Buscar mi cuenta" para configurar su nombre de usuario y contraseña

Si tiene preguntas o necesita más ayuda, llame a nuestra oficina al 760.329.6448.





SOROPTIMIST HOUSE OF HOPE, INC.

P.O. Box 1055 • Desert Hot Springs, CA 92240 • 951-849-9491 • www.recoveryhouseofhope.org

August 23, 2025

Carol Morin ty 9/17
MSWD 500.
66575 Second St.
Desert Hot Springs, CA 92240

Dear Carol,

Thank you for your generous donation of \$500.00 to Soroptimist House of Hope

We appreciate you enabling us to continue our 41-year program of supporting women in their recovery from substance use disorders.

Soroptimist House of Hope, Inc. is a non-profit corporation, governed by an elected Board of Directors. Your donation is deductible to the full extent of the law. Our Federal I.D number is #95-3652725

Your support for Soroptimist House of Hope means so much to the women currently in recovery and all the ones to come. If you would like more information about us, please visit our website at www.recoveryhouseofhope.org

Kind regards,

Dot Reed
Member
Board of Directors
760 835-4576

Mission Statement: To provide a safe, nurturing environment in which clients can learn the life skills necessary to recover from their addiction and become productive members of society.
Partially funded by Riverside University Health System – Behavioral Health – Substance Abuse Prevention and Treatment Program