



BOARD OF DIRECTORS SPECIAL MEETING (WORKSHOP) AGENDA

Thursday, March 03, 2022 at 10:30 AM
Via Teleconference – No Live Attendance

NOTICE IS HEREBY GIVEN MISSION SPRINGS WATER DISTRICT BOARD MEETINGS WILL BE CONDUCTED PURSUANT TO THE GOVERNOR'S EXECUTIVE ORDER N-29-20 AND CALIFORNIA'S ASSEMBLY BILL 361 IN AN EFFORT TO PROTECT THE PUBLIC HEALTH AND PREVENT THE SPREAD OF COVID-19 (CORONAVIRUS). THE PUBLIC MAY ATTEND AND PARTICIPATE TELEPHONICALLY AS THERE WILL BE NO PUBLIC LOCATION FOR ATTENDING IN PERSON. THE AUDIO/VIDEO RECORDING OF THESE MEETINGS MAY BE POSTED TO THE MSWD WEBPAGE FOLLOWING THE MEETING.

THE PUBLIC MAY SUBMIT ANY COMMENTS ADDRESSING ITEMS BELOW BY EMAILING DPETEE@MSWD.ORG PRIOR TO THE START OF THE MEETING OR GIVE REAL TIME COMMENTS BY ATTENDING THE MEETING VIRTUALLY OR TELEPHONICALLY.

JOIN ZOOM MEETING:

<https://us02web.zoom.us/j/8220655340?from=addon>

DIAL BY PHONE:

+1 (408) 638-0968

Meeting ID: 822 065 5340

ACTION MAY BE TAKEN ON ANY ITEM LISTED ON THIS AGENDA

1. CALL TO ORDER

2. ROLL CALL

3. PUBLIC INPUT

This is the opportunity for members of the public to address the Board pertaining to items on this agenda. Please limit comments to three (3) minutes or less. State law prohibits the Board from discussing or taking action on any item not listed on the Agenda (CA Government Code Section 54954.3(b)).

ITEMS FOR DISCUSSION

4. CRITICAL SERVICES CENTER AND ADMINISTRATION BUILDING

5. CUSTOMER PORTAL UPDATE

COMMENTS

6. GENERAL MANAGER'S COMMENTS

7. DIRECTORS' COMMENTS

8. ADJOURN

If you need special assistance to participate in this meeting, please contact the Executive Assistant at (760) 660-4403 at least 24 working hours prior to the meeting.

**ANY DISCLOSABLE PUBLIC RECORDS RELATED TO AN OPEN SESSION ITEM ON A REGULAR MEETING AGENDA AND DISTRIBUTED BY MISSION SPRINGS WATER DISTRICT TO ALL OR A MAJORITY OF THE BOARD OF DIRECTORS LESS THAN 72 HOURS PRIOR TO THAT MEETING ARE AVAILABLE FOR PUBLIC INSPECTION AT THE DISTRICT OFFICE, 66575 SECOND STREET, DESERT HOT SPRINGS, CALIFORNIA, DURING NORMAL BUSINESS HOURS AND MAY ALSO BE AVAILABLE ON THE DISTRICT'S WEBSITE AT .
NOTE: THE PROCEEDINGS MAY BE AUDIO AND VIDEO RECORDED.**

CERTIFICATION OF POSTING

I certify that on or before March 2, 2022, I posted a copy of the foregoing notice near the regular meeting place of the Board of Directors of Mission Springs Water District at least 24 hours in advance of the meeting (Government Code Section 54954.2).



Arden Wallum
Secretary of the Board of Directors



APPROXIMATE PARKING SITE PARKING	
PUBLIC PARKING	95 SPACES
OPERATIONS PARKING	131 SPACES
OVER-SIZED PARKING	19 SPACES
STAFF PARKING	82 SPACES
TOTAL PARKING	327 SPACES

APPROXIMATE PROGRAM BREAKDOWN	
FRONT PUBLIC AREA	69,000 SF
OPERATIONS AREA	192,000 SF
DEMONSTRATION GARDEN	100,000 SF
BREAKOUT SPACES	20,000 SF
RETENTION BASIN	28,000 SF
UNDEVELOPED/PRESERVE	250,000 SF



OPTION 1



OPTION 2



OPTION 3



PUBLIC ENTRY RENDERINGS

CRITICAL SERVICES CENTER
SCHEMATIC DESIGN



FEBRUARY 2022
SCHEMATIC DESIGN



OPTION 1



OPTION 2



OPTION 3



OVERALL SITE AERIAL RENDERINGS

CRITICAL SERVICES CENTER
SCHEMATIC DESIGN

OPTION 1



OPTION 2



OPTION 3



Item 4.

PUBLIC APPROACH RENDERINGS

CRITICAL SERVICES CENTER
SCHEMATIC DESIGN



OPTION 1



OPTION 2



OPTION 3



Item 4.

OUTDOOR EVENT SPACE RENDERINGS

CRITICAL SERVICES CENTER
SCHEMATIC DESIGN

OPTION 1



OPTION 2



OPTION 3



VIEW FROM DEMONSTRATION GARDENS / BACK LOBBY ENTRY RENDERINGS

OPTION 1



OPTION 2



OPTION 3



Item 4.

VIEW OF EMPLOYEE BREAKOUT AREA RENDERINGS

CRITICAL SERVICES CENTER
SCHEMATIC DESIGN

OPTION 1



OPTION 2



OPTION 3



Item 4.

OPERATIONS BUILDING RENDERINGS

CRITICAL SERVICES CENTER
SCHEMATIC DESIGN

OPTION 1



OPTION 2




OPTION 3



Item 4.

SUNSET EVENT RENDERINGS

CRITICAL SERVICES CENTER
SCHEMATIC DESIGN



Financing Options- Critical Services Center and Administration Building

Mission Springs Water District

Key Assumptions

- ❖ First and foremost, the cost for the Critical Services Center and Administration Building will not be covered through the rate payers.
- ❖ We have a general fund where we track property tax revenues and other general administrative revenues that will be paying for the building.



General Financing Options

- ❖ We can pay cash for this project, the money is there, it is part of the board policy on reserves and capital improvements.
- ❖ Consensus is that this type of project be financed because of current low interest rates. We can leverage the District's strong financial standing to finance based on the District's needs and terms.
- ❖ Reasons to Finance:
 - ❖ 100% project funding
 - ❖ Competitive Interest Rates
 - ❖ Optimization of our Budget
 - ❖ Escrow Funding
 - ❖ Reserve Preservation
 - ❖ Customized Payment Structures

Estimated Cost of Building			\$ 20,000,000
Approved Building Capital Job			\$ 6,500,000
Amount to Finance			\$ 13,500,000
January 31, 2022 Board Designated Cash			\$ 31,975,098
January 31, 2022 Unrestricted Cash			\$ 13,103,121
This includes the General, Water and Sewer Funds			
Annual Property Tax Collections			\$ 1,000,000.00
15 year loan at 3.4%	Annual Payment		\$ 1,163,818
Total Interest			\$ 3,957,270
20 year loan at 3.9%	Annual Payment		\$ 984,578
Total Interest			\$ 6,191,550
30 year loan at 4.1%	Annual Payment		\$ 790,213
Total Interest			\$ 10,206,394



Current Financial Market Conditions

SMART WATER USE


April Scott, Customer Service Manager

March 3, 2022

Customer Engagement



Customer Satisfaction



Advanced Metering Infrastructure (AMI)



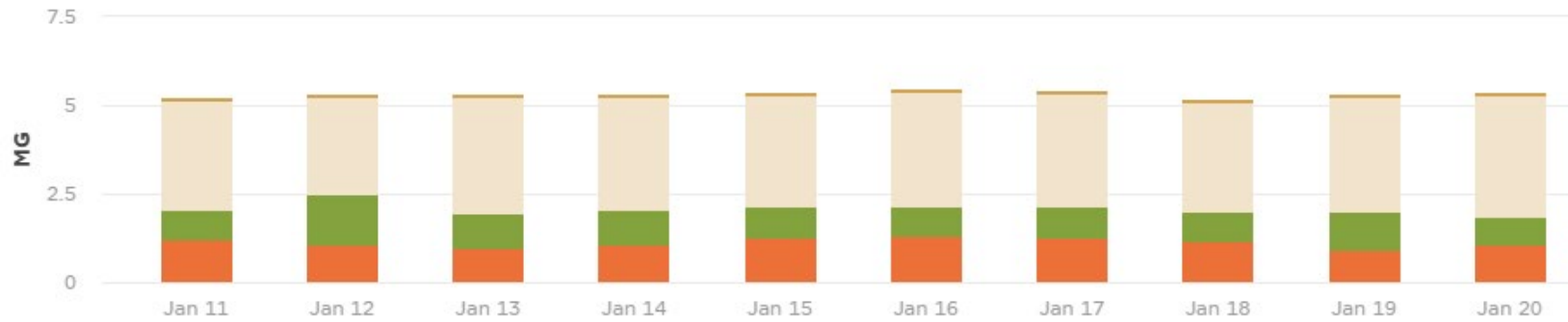
Real Time Data

Daily Consumption History

DATE RANGE
Jan 11, 2022 — Jan 25, 2022

METER CLASS
All

◆ Total Use ● Customer Leaks ● Timed Irrigation



Total Use
73.031 MG

Customer Leaks
16.323 MG

Timed Irrigation
12.511 MG

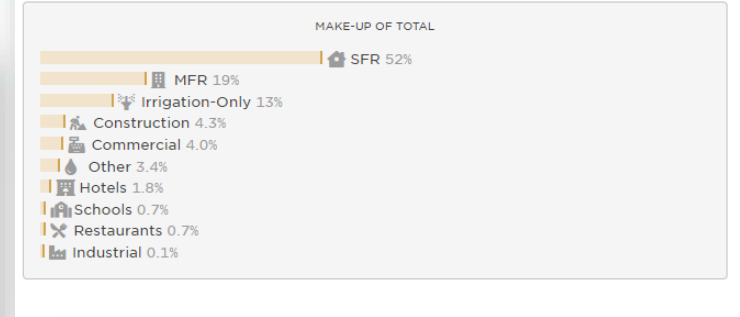
Consumption

Total (2021-12)

166.9 MG

5.54 MGD

▲ 3.1% previous period
▼ 5.4% this period last year



Average (2021-12)

- SFR: 267 GPD
- Commercial: 1,104 GPD
- Irrigation-Only: 4,036 GPD
- MFR: 1,554 GPD
- Construction: 2,807 GPD
- Other: 1,763 GPD
- Restaurants: 1,163 GPD
- Hotels: 2,008 GPD
- Schools: 2,062 GPD
- Industrial: 1,697 GPD

MSWD Water Smart Portal

View & Pay Bills

\$0.00
As of Jan 20, 2022

[View Bill](#)

Compare your current bill to recent past bills. **25%** ↑

Bill	Amount
Oct 2021	\$36
Nov 2021	\$27
Dec 2021	\$34

My Daily Use

180
Gallons Per Day

[View use](#)

Compare your past use for this billing period. **-13%** ↓

GPD	Period
193	Nov-Dec 2019
206	Nov-Dec 2020
180	Nov-Dec 2021

Notifications

Announcement

Learn how to View and Track your usage in the Portal

[read more](#)

Announcement

Add a shortcut to the Portal on your mobile phone

Did you know that you can add a ...

[read more](#)

My WaterScore

Way To Go!
Nov 18 - Dec 16

Way to go, WaterSaver!
You ranked in the top 20%.

[Who am I compared to?](#)

Tweets by @MSWaterDistrict

Mission Springs Water District @MSWaterDistrict

Save water (and make that pile of laundry disappear a little faster) by only washing and drying full loads every time, and using the appropriate setting on your machine to the size of the load you're washing.
#MSWD #ProvideProtectPreserve #WaterConservation #MSWDTips

Continuous Use Detected
Your water has been running continuously since Sat, Jan 1 2022 at an estimated rate of 1 gallon per hour. That's 87 gallons.

[Investigate possible leak](#)

Hourly

DAY WEEK 2 WEEKS 2 MONTHS YEAR

Jan 11, 2022 - Jan 24, 2022

Normal Use Possible Leak Data Unavailable

Last updated Monday, Jan 24, 2022 at 10:00 PM

Your Seasonal Use

DAILY MONTHLY

Aug 1, 2021 - Jan 1, 2022

Consistent year-round use
You use about the same amount of water in the summer as in the winter. It looks like you may be irrigating your landscape year-round.

[Recommended Actions](#)

Comparing Your Use: Last 24 Months

Increasing use
You used about 4% more water during the most recent twelve-month period compared to the prior twelve-month period.

[Set use notifications](#)



Demonstration

WaterSmart | Consumption

WaterSmart | Home



Questions?

