



City Commission Meeting Agenda

Tuesday, March 17, 2026 at 6:00 PM

The Tom Hardin Room – 100 Public Square, Mount Pleasant, TN

1. **Call to Order**
2. **Pledge of Allegiance / Invocation**
3. **Roll Call**
4. **Approval / Correction of Minutes from Prior Meetings**
 - [A.](#) CDBG PUBLIC MEETING - FEBRUARY 03, 2026
 - [B.](#) STUDY SESSION - FEBRUARY 12, 2026
 - [C.](#) REGULAR MEETING - FEBRUARY 17, 2026
 - [D.](#) TOWN HALL MEETING - FEBRUARY 19, 2026
5. **Awards/Presentations/Appointments**
 - [A.](#) MAYOR'S APPOINTMENTS- POWER SYSTEMS
6. **Completion / Review of Unfinished Business from prior meeting**
 - [A.](#) RESOLUTION 2026-19--A RESOLUTION APPROVING SCHAUS CONTRACT FOR FEMA CONSULTING SERVICES
7. **Monthly report from Mayor**
8. **Monthly Financial / Budget report**
 - [A.](#)
9. **Monthly report from City Manager**
10. **Special reports from other City Departments or Committees if applicable**
 - A. WASTEWATER LIAISON REPORT- BARGE DESIGN MONTHLY REPORT
 - B. MOUNT PLEASANT GAS SYSTEM REPORT
11. **New Business**

(Comments from citizens may or may not be included, dependent on the issues.)

 - [A.](#) RESOLUTION 2026-13--A RESOLUTION APPROVING TRANSFER OF OWNERSHIP OF TRAFFIC SIGNAL SYSTEM LOCATED AT FIRST AVENUE AND NORTH MAIN STREET TO MOUNT PLEASANT POWER SYSTEM
 - [B.](#) RESOLUTION 2026-14--A RESOLUTION REVISING THE EMPLOYEE COMPENSATION PLAN FOR THE CITY OF MOUNT PLEASANT, TENNESSEE
 - [C.](#) RESOLUTION 2026-15--A RESOLUTION ADOPTING THE CITY OF MOUNT PLEASANT LONG TERM STRATEGIC PLAN

- D. RESOLUTION 2026-16--A RESOLUTION APPROVING MATLOCK CLEMENTS, P.C. PROPOSAL FOR CONTRACT TO AUDIT ACCOUNTS FOR CITY OF MOUNT PLEASANT FOR THE YEAR BEGINNING JULY 1, 2025 AND ENDING JUNE 30, 2026
- E. RESOLUTION 2026-17--A RESOLUTION OF THE CITY OF MOUNT PLEASANT TO SUBMIT AN APPLICATION TO THE STATE OF TENNESSEE COMMUNITY DEVELOPMENT BLOCK GRANT PROGRAM
- F. RESOLUTION 2026-18--A RESOLUTION OF THE CITY OF MOUNT PLEASANT, TENNESSEE ADOPTING AN INTERLOCAL AGREEMENT FOR CONSOLIDATED EMERGENCY COMMUNICATION DISPATCH SERVICES WITH MAURY COUNTY EMERGENCY COMMUNICATIONS DISTRICT
- G. RESOLUTION 2026-20 DELINQUENT PROPERTY TAX LAWSUIT (ATTACHMENT PENDING)
- H. TAX SALE UPDATE
- I. CDBG 2023 CLOSE OUT
- J. CT-0253 DEBT REPORT FOR GRANT ANTICIPATION NOTE
- K. UTILITY WRITE OFFS
- L. PRIME CONTROL UPGRADE

- 12. **General comments from citizens (May be limited in time and/or number of comments.)**
- 13. **Board / Staff Comments / Adjournment**



Community Development Block Grant Public Meeting Minutes

Tuesday, February 03, 2026 at 2:00 PM

The Tom Hardin Room – 100 Public Square, Mount Pleasant, TN

1. Call to Order

In attendance was Lori Fisher and Margarita Cipriani from South Central Tennessee Development District, Phillip Grooms and Shiprah Cox from The City of Mount Pleasant, residents, and some elected officials.

2. New Business

(Comments from citizens may or may not be included, dependent on the issues.)

A. Community Development Block Grant

Phillip Grooms introduced Lori Fisher from SCTDD to speak at this meeting to get input for the 2026 CDBG Grant Application. Community members attended & gave input.

The Please reference the video for more information on our website.

3. General comments from citizens (May be limited in time and/or number of comments.)

Please reference the video for all citizens comments.



City Commission Meeting Study Session Minutes

Thursday, February 12, 2026 at 6:00 PM

The Tom Hardin Room – 100 Public Square, Mount Pleasant, TN

1. Call to Order

Mayor White called the meeting to order.

Those in attendance were Mayor Bill White, Vice Mayor Willie Alderson, Commissioner Mike Davis, Commissioner Pam Johnston, and Commissioner Loree Knowles.

2. Awards/Presentations/Appointments

A. Oath of Office for Police Officer Carson McDougal

B. Proclamation for Teresa Davis

Mayor White mentioned a proclamation for Teresa Davis. Mayor White stated Teresa had been with the City of Mount Pleasant for 46 years and has made the decision to retire. He said Teresa had been an asset for 46 years.

C. Presentation Airport Authority

Mayor White stated there would be a presentation for the Airport Authority from Greg Martin. Mr. Martin approached the podium and said he was the Columbia appointee for the Mt. Pleasant Regional Airport Authority. Greg stated he was there to lift up Justin Robinette who served on the Airport Authority for many years and brought a lot to the table. Mr. Robinette decided it was time to move on to other things.

Greg Martin discussed in more detail with the Commissioners.

Commissioners discussed. No action taken. For more details, refer to the audio/visual recording attached to the agenda.

D. Presentation Main Street

Mayor White asked Caroline Rash to come up for the Main Street presentation.

Caroline Rash discussed some of the details of Main Street Organization.

Commissioners discussed. No action taken. For more details, refer to the audio/visual recording attached to the agenda.

E. Presentation Mount Pleasant Power System

Mayor White asked Al with the Mount Pleasant Power System to come up to speak.

Al Kersteins, the general manager of the Mount Pleasant Power System, spoke briefly about the 5-year capital expenditure plan that is to build a new substation on the south end of the system. He discussed this in further detail with the commissioners.

Commissioners discussed. No action taken. For more details, refer to the audio/visual recording attached to the agenda.

F. Presentation Volunteer Workday Proposal

Mayor White called Katie Martin up to discuss the Volunteer Workday Proposal.

Katie went into detail at the Strategic Planning Session and wanted to discuss more. She discussed the litter in the city and on the sides of the road and wants to get a group together to clean up the city.

Commissioners discussed. No action taken. For more details, refer to the audio/visual recording attached to the agenda.

G. Presentation Barge WWTP final change order

Mayor White mentioned the presentation for the Barge WWTP final change order. Phillip Grooms stated Matthew was not there but may be at the Tuesday meeting if he needed to be there. The Commissioners were good with Matthew not coming since they know what is going on with the change order.

H. Airport Board Appointment

3. Completion / Review of Unfinished Business from prior meeting

A. Ordinance 2026-1139 - (Public Hearing/Final Reading) - An Ordinance to amend Ordinance 2025-1134 said Ordinance appropriating the revenues and expenses of operating and maintaining the departmental functions of the City of Mount Pleasant, Tennessee for the fiscal year beginning July 1, 2025 and ending June 30, 2026; providing an effective date.

Mayor White said this would be a public hearing and final reading for the final amendment for the operating budget for July of 2025-June of 2026.

Phillip spoke of 2 appointments that needed to be added. He added in the Communications Committee that Angie was coming off of the board and Merilee was recommended to replace Angie. He also added that the Housing Authority being added to the agenda. Roy Bullock was resigning and a recommendation for Brandy Pinkerton was to be added to replace him.

Mayor White stated he received the letter from the Housing Authority making that statement.

Commissioners discussed. No action taken. For more details, refer to the audio/visual recording attached to the agenda.

4. Monthly report from Mayor

Mayor White stated he may not have anything to add at this time.

5. Monthly Financial / Budget report

Mrs. Cox stated she will have the report on Tuesday.

6. Monthly report from City Manager

7. Special reports from other City Departments or Committees if applicable

A. Wastewater Liaison Report - Barge Design Monthly Report

Mayor White asked did anyone have anything for the Wastewater Report and Mr. Grooms said he would cover everything at the end of the agenda.

B. Mount Pleasant Gas System Report

Mayor White asked did anyone have anything for the Gas System and Mr. Grooms said he would cover everything at the end of the agenda.

8. New Business

(Comments from citizens may or may not be included, dependent on the issues.)

- A. Resolution 2026-7 Collier Engineering Polk Lane paving project
- Resolution 2026-7 Collier Engineering Polk Lane paving project

Mr. Grooms stated that A and C are kind of related.

A. A proposal from Collier Engineering was presented. The proposal is for them to come in and bid the documents and it is for 1.5 miles. Mr. Grooms stated this is good money spent.

Commissioners discussed. No action taken. For more details, refer to the audio/visual recording attached to the agenda.

B. Resolution 2026-8 - Extend Interfund Loan - Related to Downtown Project

Resolution 2026-8 - Extend Interfund Loan - Related to Downtown Project

Mrs. Cox stated she contacted the Controller's Office and there would be a Resolution on the agenda. She stated we borrowed \$1.50 million from the general fund in July of 2025 and the downtown project could be cash flowed. She also stated that \$600,000.00 had been returned due to reimbursements that finally came in at the end of 2025. As reimbursements come in, they will be applied accordingly. Mrs. Cox is asking for an extension to June to give enough time to repay from reimbursements.

Commissioners discussed. No action taken. For more details, refer to the audio/visual recording attached to the agenda.

C. Resolution 2026-9 Collier Engineering - Paving Projects On-Call Agreement

Resolution 2026-9 Collier Engineering - Paving Projects On-Call Agreement

Mr. Grooms stated this was only the on-call agreement.

Commissioners discussed. No action taken. For more details, refer to the audio/visual recording attached to the agenda

D. Resolution 2026-10 Reimbursement Power Company Bond Issue

Resolution 2026-10 Reimbursement Power Company Bond Issue

Al Kersteins spoke well on the topic and the commissioners had no questions.

E. 2024/2025 Audit Approval

Mayor White stated the audit approval would be presented in the Tuesday night meeting and it would take a while.

F. Change Order - CDBG Meter Replacement Engineering Agreement Launderette Meter Replacement

Change Order - CDBG Meter Replacement Engineering Agreement Launderette Meter Replacement

Mr. Grooms stated F and G go together. They are trying to close out one grant in order to apply for another. The engineering agreement is for the change order of the service line that goes under Main Street and needs replaced which will cost \$11,000.00. The construction part of that is \$88,000.00. They are wanting to look into that further. There are some contingencies.

Commissioners discussed. No action taken. For more details, refer to the audio/visual recording attached to the agenda.

G. Change Order - CDBG Meter Replacement Construction Agreement Launderette Meter Replacement

Please refer to comments made in F above.

Commissioners discussed. No action taken. For more details, refer to the audio/visual recording attached to the agenda.

H. Change order: WWTP close-out

Mayor White asked were there any questions on the Waste Water Treatment Plant close out. Mr. Grooms said this is the final close out and a decrease of \$231,000.00.

Commissioners discussed. No action taken. For more details, refer to the audio/visual recording attached to the agenda.

I. Change order Barge contract amendment related to WWTP

The amendment for \$28,500.00 was discussed.

Commissioners discussed. No action taken. For more details, refer to the audio/visual recording attached to the agenda.

9. General comments from citizens (May be limited in time and/or number of comments.)

Mayor White asked were there any comments from citizens.

Katie Martin added that on Monday that there was an overwhelming ammonia smell. She is concerned about the town and the pollution in the air. She also was wanting to know if those industries had a way of telling what exactly happened and why the smells were in the air. She wanted to know what all can be done to get that information out there so the community can have answers and citizens no longer speculate.

Commissioners discussed. No action taken. For more details, refer to the audio/visual recording attached to the agenda.

10. Board / Staff Comments / Adjournment

There being no further discussion, Mayor White made a motion to adjourn.



City Commission Meeting Minutes

Tuesday, February 17, 2026 at 6:00 PM

The Tom Hardin Room – 100 Public Square, Mount Pleasant, TN

1. Call to Order

Mayor White called the meeting to order.

2. Pledge of Allegiance / Invocation

Commissioner Willie Alderson led the Pledge of Allegiance and Commissioner Lorrie Knowles led the invocation.

3. Roll Call

PRESENT

Mayor Bill White

Vice Mayor Willie Alderson

Commissioner Pam Johnston

Commissioner Loree Knowles

ABSENT

Commissioner Mike Davis

4. Approval / Correction of Minutes from Prior Meetings

Mayor White asked for a motion to approve the minutes from the Strategic Plan on January 8, 2026, the Study Session Meeting on January 15, 2026 and the Regular meeting on January 20, 2026.

Motion made by Commissioner Knowles to approve the minutes from the Strategic Plan on January 8, 2026, the Study Session on January 15, 2026, and the Regular meeting on January 20, 2026. Seconded by Commissioner Johnston. Voting Yea: Mayor White, Vice Mayor Alderson, Commissioner Johnston, and Commissioner Knowles.

A. Study Session - Strategic Plan - January 8, 2026

B. Study Session - January 15, 2026

C. Regular Session - January 20, 2026

5. Awards/Presentations/Appointments

A. Oath of Office for Police Officer Carson McDougal

Mayor White asked Chief Hay to introduce Officer McDougal and Mrs. Cox to do the oath.

Chief Hay presented Carson McDougal as a third-generation law enforcement.

Shiphrah Cox gave the oath to Carson McDougal.

Mayor White stated he was proud to have Officer McDougal.

B. Proclamation for Teresa Davis

Mayor White called Teresa Davis and family up to receive her Proclamation.

He then honored Teresa's 46 years and presented Teresa her proclamation.

C. Mayor's Appointment - Airport Board

Mayor White explained to Kori that Greg Martin came to the study session on Thursday night and asked that Mayor White serve on the board. Mayor White mentioned one of the things that will take place is each of the members on the current board will be replaced. The accounting will now be sent to the county instead of at the location so that is has the best accounting possibility.

The commissioners discussed a conflict of interest and Kori stated she did not believe so.

Mayor White then asked for a roll call.

Motion made by Vice Mayor Alderson, Seconded by Commissioner Knowles.

Voting Yea: Vice Mayor Alderson, Commissioner Johnston, Commissioner Knowles

Voting Abstaining: Mayor White

D. Mayor's Appointment - Housing Authority

Mayor White asked Mr. Grooms for Housing Authority information. Mr. Grooms stated that Mr. Roy Bullock resigned and they had a nomination for Brandy Pinkerton. The commissioners discussed briefly.

Motion made by Commissioner Johnston, Seconded by Vice Mayor Alderson.

Voting Yea: Mayor White, Vice Mayor Alderson, Commissioner Johnston, Commissioner Knowles

E. Mayor's Appointment - Communication Committee

Mayor White asked Commissioner Alderson appointment about Merilee ?? to become the Communication Committee Substitute. She is a replacement for Angie Cothran?

Motion made by Commissioner Knowles, Seconded by Commissioner Johnston.

Voting Yea: Mayor White, Vice Mayor Alderson, Commissioner Johnston, Commissioner Knowles

6. Completion / Review of Unfinished Business from prior meeting

- A. Ordinance 2026-1139 - (Public Hearing/Final Reading) - An Ordinance to amend Ordinance 2025-1134 said Ordinance appropriating the revenues and expenses of operating and maintaining the departmental functions of the City of Mount Pleasant, Tennessee for the fiscal year beginning July 1, 2025 and ending June 30, 2026; providing an effective date.

Mayor White stated this was a Public Hearing and final reading of Ordinance 2026-1139 to amend Ordinance 2025-1134. He called Shiphrah to discuss Ordinance 2026-1139.

No one cared to speak at the Public Hearing.

Motion made by Vice Mayor Alderson, Seconded by Commissioner Knowles.

Voting Yea: Mayor White, Vice Mayor Alderson, Commissioner Johnston, Commissioner Knowles

7. Monthly report from Mayor

Mayor White stated on March 21st, 2026, there will be a community CPR class at City Hall. It is free to attend and if anyone is wanting to get the American Heart Association certification there will be a \$25 fee. The Pizza Place will be providing lunch. This is being done in memory of Daniel W. Hudson Jr.

8. Monthly Financial / Budget report

Mayor White called Shiphrah Cox up to discuss the financial and budget report.

Mrs. Cox discussed that a new person was hired in to replace Teresa Davis's position.

She also stated property taxes were due on February 28th and several were hitting now.

Shiphrah also stated the gas fund rate increase was done in November. That increase is helping the gas fund come out of the deficit.

Motion made by Vice Mayor Alderson, Seconded by Commissioner Knowles.

Voting Yea: Mayor White, Vice Mayor Alderson, Commissioner Johnston, Commissioner Knowles
A.

9. Monthly report from City Manager

Phillip Grooms stated the winter storm and the generators that were purchased to be prepared. No questions were asked from Mayor White or the Commissioners.

He also stated Logan Sweeley from Scout Troop 154 wanting to do a project in Rotary Park. He is wanting to stain the benches, the bridge, and build a handicap ramp into it. Mr. Grooms wanted to make the Mayor and Commissioners aware of the upcoming projects.

Mr. Grooms spoke about a local resident wanting to help write a grant. He said there may be a survey coming out to see what the community is wanting to see.

Phillip reminded them of the Town Hall meeting to discuss the Stormwater Utility discussion and our Zoning Ordinance update beginning at 5:30.

Mr. Grooms had nothing further.

10. Special reports from other City Departments or Committees if applicable

A. Wastewater Liaison Report

Mayor White asked Phillip Grooms if he had an update for the Wastewater Liaison Report. Mr. Grooms stated to Kori about updating the Ordinance. Mr. Grooms said more would be discussed on this topic at the close out change order toward the end of the month.

B. Mount Pleasant Gas System Report

Mr. Grooms said he was still in the process with the EDA and the Tennessee ECD grant process to get the paperwork in and see where it goes from there.

11. New Business

(Comments from citizens may or may not be included, dependent on the issues.)

A. Resolution 2026-7 - A Resolution approving Collier Engineering Company, Inc. Contract for the 2026 Polk Lane Resurfacing Project.

Mayor White stated that Resolution 2026-7 was a Resolution approving Collier Engineering Company, Inc. Contract for the 2026 Polk Lane Resurfacing Project.

Kori said the purpose of this Resolution was to enter into a contract with Collier engineering. They will provide engineering services to the City of Mount Pleasant during the planning, design and construction phase of the Polk Lane Resurfacing Project. The length of the contract is 1 year with the option to extend for 3 additional periods on the same terms. The cost of the contract is 5% of the total project cost plus reimbursement for mileage. Collier estimates it to be around \$22,500.00 based on the projected construction cost. The contract is online and included in the Commissioner packets.

Mr. Grooms stated Jeff Minatra was there for any questions from anyone.

No other questions were asked.

Motion made by Vice Mayor Alderson, Seconded by Commissioner Knowles.
Voting Yea: Mayor White, Vice Mayor Alderson, Commissioner Johnston, Commissioner Knowles. All were in favor. Motion passed.

- B. Resolution 2026-8 - Resolution of the Governing Body of City of Mount Pleasant, Tennessee, authorizing the renewal and payment of Downtown Revitization Grant Anticipation Notes not to exceed \$450,000.

Mayor White read out Resolution 2026-8 being the Resolution of the Governing Body of City of Mount Pleasant, Tennessee, authorizing the renewal and payment of Downtown Revitalization Grant Anticipation Notes not to exceed \$450,000.

Shiphrah mentioned that \$1,050,000.00 was transferred at the end of July and got the approval from the controller's office. It is general fund money that was transferred to the general capital projects to cash flow the Downtown Project because TDOT's reimbursements were way behind towards that period of time last summer and we did not receive them until September. The contractor had to keep moving because the more days that were added to the contract, it would be a cycle of an increase in cost to keep extending. Mrs. Cox stated she had paid back \$600,000.00 of the \$1,050,000.00 and are supposed to be getting another reimbursement soon from the state. Shiphrah stated she is slowly returning more, but one reimbursement request can take months to get to us.

No other questions were asked.

Motion made by Commissioner Johnston, Seconded by Commissioner Knowles.
Voting Yea: Mayor White, Vice Mayor Alderson, Commissioner Johnston, Commissioner Knowles

- C. Resolution 2026-9 - A Resolution approving Collier Engineering Company, Inc. Master Agreement for On Call Engineering Services.

Mayor White brought up Resolution 2026-9 being a Resolution approving Collier Engineering Company, Inc. Master Agreement for On Call Engineering Services.

Kori said the purpose of this Resolution is to enter into an on-call contract with Collier Engineering Company with the length of the contract being 1 year with an option to extend with 3 additional one year periods on the same terms. Each contract will have a separate scope of work assigned to Collier's. The City of Mount Pleasant will pay Collier by the hour only for projects of this agreement. The rates are included in the contract.

Jeff Minatra stated that Phillip could call them anytime and he could get an expert on their payroll to come and address whatever problem or question Phillip may have.

No other questions or comments were made.

Motion made by Vice Mayor Alderson, Seconded by Commissioner Johnston.
Voting Yea: Mayor White, Vice Mayor Alderson, Commissioner Johnston, Commissioner Knowles

- D. Resolution 2026-10 - A Resolution declaring the intent of the City of Mt. Pleasant, Tennessee to reimburse itself or the Board of Public Utilities for certain expenditures relating to Electric System Projects with the proceeds of bonds and other debt obligations to be issued by the City.

Mayor White brought up Resolution 2026-10 - A Resolution declaring the intent of the City of Mt. Pleasant, Tennessee to reimburse itself or the Board of Public Utilities for certain expenditures relating to Electric System Projects with the proceeds of bonds and other debt obligations to be issued by the City.

Kori said that Mount Pleasant Power System proposes a future bond issuance for approximately 6 million dollars and the bond will pay for the construction of a new delivery point substation in the South part of the Mount Pleasant Power System system. The bonds will

probably not be issued until 2027, but it is expected that it will be necessary to make expenditures to pay for certain cost before the issuance of the bond. The purpose of the Resolution is to authorize the city to repay any cash expenses for this project that occurred prior to the bond issue.

AI came forward to state that in the capital plans for 2028, they are wanting a new delivery point substation. They already own existing property in the area. This substation would serve the communities of Summertown, Sandy Hook, Rockdale with power and Mount Pleasant with back-up power for future growth. He continued to re-explain what Kori had stated. The current debt service ratio is 3.9 and after the bonds it would go to 3.3. The floor is 1.5.

No other questions or comments were asked.

Motion made by Commissioner Johnston, Seconded by Commissioner Knowles.
Voting Yea: Mayor White, Vice Mayor Alderson, Commissioner Johnston, Commissioner Knowles

E. 2024/2025 Audit Approval

Bill White asked Shiprah to introduce Allison Hightower with Mauldin and Jenkins. The audit was placed in everyone's packet and will be on the website.

Allison introduced herself and started to explain the Audit of 2025. She stated they were a new firm for the City of Mount Pleasant. Allison said their responsibility is to audit the city and issue an opinion under auditing standards generally accepted in the US as well as government auditing standards. She said the financial statements are the responsibility of the city manager and not the responsibilities of the auditors. They issued a clean or unmodified opinion on the audit results on the financial statements. They are still working through the federal grant program audits. A separate package will be given once that is done. The next section of her presentation went over the procedures of the audit with cash, testing receivables/capital assets, and performing under liabilities just to name a few. Allison then mentioned the accounting estimates and judgments. All estimates were reasonable. She stated to praise Shiprah and her team for cooperating during the audit.

For the full presentation, please refer to the audio/visual recording attached to the agenda.

Shiprah stated that if anyone had any questions, please let her know.

Motion made by Vice Mayor Alderson, Seconded by Commissioner Johnston.
Voting Yea: Mayor White, Vice Mayor Alderson, Commissioner Johnston, Commissioner Knowles

F. Resolution 2026-11 - A Resolution approving Change Order #6 to the Construction Contract with BH Craig Construction Co., Inc. for the 2021 WWTP Improvements Project.

Mayor White brought up Resolution 2026-11 - A Resolution approving Change Order #6 to the Construction Contract with BH Craig Construction Co., Inc. for the 2021 WWTP Improvements Project.

Kori stated the purpose of this resolution is to approve the final change order for the 2021 WWTP Improvement Project. This change order balances the cash allowances on the project, provides the credit to the City for mutually agreed upon scope modifications, provides a credit to the contractor for a delay outside of their control, increases the contract time due to adverse weather days, and accesses the liquidated damages to the benefit of the city. All of those together decreases the contract price by around \$231,000 and adds 37 days to the contract for weather days. The change order is online and in the packet.

No questions or comments from anyone.

Motion made by Commissioner Knowles, Seconded by Commissioner Johnston.
Voting Yea: Mayor White, Vice Mayor Alderson, Commissioner Johnston, Commissioner Knowles

- G. Resolution 2026-12 - A Resolution approving Change Order #7 to the Agreement between Owner and Engineer for Professional Services dated December 5, 2018 for Wastewater System Improvements.

Mayor White stated Resolution 2026-12 - A Resolution approving Change Order #7 to the Agreement between Owner and Engineer for Professional Services dated December 5, 2018 for Wastewater System Improvements.

Kori said the purpose of this Resolution is to amend the engineering contract for the Wastewater Treatment Project with Barge. It adds engineering services, time, and payment that are associated with the increase in construction time that was talked about in Resolution 2026-11. The amount of the engineering change order is \$28,500.00 that covers the 5 months of extra engineering that was needed for the additional construction time on this project.

Motion made by Commissioner Johnston, Seconded by Vice Mayor Alderson.
Voting Yea: Mayor White, Vice Mayor Alderson, Commissioner Johnston, Commissioner Knowles

12. General comments from citizens (May be limited in time and/or number of comments.)

Mayor White asked for general comments from citizens and stated no one signed up.

13. Board / Staff Comments / Adjournment

Mayor White mentioned the Public Hearing.

Commissioner Knowles stated she did not have much to say and thanked the staff for the audit and doing a great job still. She also thanked the first responders, police, and the utility workers for everything that was done during the storm and told them how amazing of a job they did. She thanked God for each of them and for being in such a good group.

Vice Mayor Alderson agreed with Commissioner Knowles comments and appreciated everyone. She said that Al spoke the other night of how well the City of Mount Pleasant and the Power Company work together in their partnership. She prays the partnership continues and everyone keeps working well together. If she can help in any way, she wants anyone to reach out.

Commissioner Johnston agreed with Commissioner Knowles and Vice Mayor Alderson. She said the weather was nice Saturday and she walked down Main Street and said there was so much excitement and positivity. She is very excited and grateful for the City of Mount Pleasant and our staff. She thanked everyone for their time with the audit.

Commissioner Knowles said her church was so appreciative to all of the police and fire department that came down to the Super Bowl Saturday. It was a great success and people were very excited that the firemen showed up.

Mayor White entertained the motion to adjourn.

Motion made by Commissioner Knowles, Seconded by Vice Mayor Alderson.
Voting Yea: Mayor White, Vice Mayor Alderson, Commissioner Johnston, Commissioner Knowles



Town Hall Meeting Minutes

Thursday, February 19, 2026 at 5:30 PM

The Tom Hardin Room – 100 Public Square, Mount Pleasant, TN

1. Call to Order

Mayor White calls the meeting to order and asked Phillip Grooms to speak. Mr. Grooms gives the history and general fund expenses of the stormwater issues.

2. New Business

(Comments from citizens may or may not be included, dependent on the issues.)

A. Stormwater Utility Creation

JJ Thornton and Steve Casey gave a presentation from CEC (Civil & Environmental Consultants) for the Stormwater Utility Start Up.

For more information, please watch the audio/visual recording attached to the agenda.

B. Zoning Ordinance Update

Will Hager, from KCI Technologies, gave a presentation for the Zoning Ordinance Update.

For more information, please watch the audio/visual recording attached to the agenda.

3. General comments from citizens **(May be limited in time and/or number of comments.)**

For more information, please watch the audio/visual recording attached to the agenda.

4. Board / Staff Comments / Adjournment



P.O. Box 186 - Mount Pleasant, TN 38474 – Phone (931) 379-3233 – Fax (931) 379-9223
Albert W. Kerstiens - General Manager

February 20, 2026

Bill White, Mayor
City of Mount Pleasant
100 Public Square
Mount Pleasant, TN 38474

RE: Dr. Mike Tyler - End of Term on Mount Pleasant Board of Public Utilities

Dear Mayor White:

I hope that this letter finds you well. I just wanted to let you know that the term for Dr. Mike Tyler on the Mount Pleasant Board of Public Utilities, commonly referred to as The Mount Pleasant Power System Board of Directors, will expire on March 31, 2026. I would like to respectfully ask that Dr. Tyler be considered for reappointment for another four-year term to this Board.

Dr. Mike Tyler has been a well-respected businessman and member of our community for many years. He has served this Board and the rate payers of the Mount Pleasant Power System in a very professional and dedicated manner since April 2006. He replaced Ted Sisco as Chairman of the Board in April 2009 and currently serves in that position. Dr. Tyler brings a wealth of experience and leadership that is extremely valuable and irreplaceable to our organization.

Please feel free to contact me with any questions that you may have. I certainly appreciate your time and consideration.

Sincerely,

Al Kerstiens, General Manager
Mount Pleasant Power System

RESOLUTION 2026-19

A RESOLUTION APPROVING SCHAUS CONTRACT FOR FEMA CONSULTING SERVICES

WHEREAS, the City of Mount Pleasant selected Schaus, LLC to provide professional services to the City related to FEMA Consulting including Grant Management, Project Management, and Category Z Assistance. Projects will include Hazard Mitigation Grant Management, Homeland Security Grants, Flood Mitigation Grants, and FEMA Reimbursements if required. SCHAUS will also assist City of Mount Pleasant with FEMA Debris Plans, Debris Removal/Monitoring Request for Proposals and Contract Templates; and,

WHEREAS, Schaus and the City desire to set forth the general terms and conditions by which Schaus will be engaged to provide such services; and,

WHEREAS, the parties have reached a mutually satisfactory agreement regarding same;

NOW, THEREFORE, BE IT RESOLVED BY THE CITY OF MOUNT PLEASANT, TENNESSEE, AS FOLLOWS:

Section 1. The City of Mount Pleasant, Tennessee is hereby authorized to execute the **State of Tennessee City of Mount Pleasant Contract for Professional Services #120221** to provide professional services to the City pursuant to the agreement which is attached hereto and incorporated as Exhibit A.

Section 2. If any one or more of the provisions of this Resolution, or any exhibit or attachment thereof, shall be held invalid, illegal, or unenforceable in any respect, by final decree of any court of lawful jurisdiction, such invalidity, illegality, or unenforceability shall not affect any other provision hereof, or of any exhibit or attachment thereto, but this Resolution, and the exhibits and attachments thereof, shall be construed the same as if such invalid, illegal, or unenforceable provision had never been contained herein, or therein, as the case may be.

Section 3. This Resolution shall take effect immediately.

Approved and adopted this ____ day of _____, 2026.

WILLIAM F. WHITE, JR., MAYOR

ATTEST:

SHIPRAH COX, RECORDER

LEGAL FORM APPROVED:

KORI BLEDSOE JONES, ATTORNEY

**STATE OF TENNESSEE
CITY OF MOUNT PLEASANT
CONTRACT FOR PROFESSIONAL SERVICES
#31126**

March 11, 2026

1. **Parties.** This contract is made and entered into by and between City of Mount Pleasant, TN (City) and SCHAUS LLC (SCHAUS).
2. **Purpose.** City of Mount Pleasant hereby engages the services of SCHAUS, and SCHAUS hereby agrees to render those certain services described in Paragraph 3, "Scope of Services," below.
3. **Scope.** The intent of this contract is to assist City of Mount Pleasant with FEMA Consulting including Grant Management, Project Management, and Category Z Assistance. Projects will include Hazard Mitigation Grant Management, Homeland Security Grants, Flood Mitigation Grants, and FEMA Reimbursements if required. SCHAUS will also assist City of Mount Pleasant with FEMA Debris Plans, Debris Removal/Monitoring Request for Proposals and Contract Templates.

Scope of Services:

1. SCHAUS will provide experienced personnel to complete the above Scope.
2. SCHAUS will represent the City for required follow-through with the Tennessee Emergency Management Agency, TDEQ, and FEMA.
3. Represent City of Mount Pleasant at the Applicant Briefings, prepare necessary FEMA applications/documents and gather documents intended to recover both straight and overtime wages as accumulated by the City.
4. Management of Hazard Mitigation Grants, Homeland Security Grants, and Flood Mitigation Grants.
5. SCHAUS will assist in collecting and constructing Project Worksheets for all FEMA Categories A-Z as requested.
6. Review Insurance Claims with FEMA and Insurance Companies.

Deliverables upon activation:

1. SCHAUS will provide experienced personnel to oversee projects.
2. SCHAUS will represent City of Mount Pleasant for required follow-through with TEMA and FEMA.

City of Mount Pleasant Responsibilities:

1. City will assign a single Point of Contact for each project.
2. Provide legal agreements that may surface for FEMA/TEMA related issues.
3. Provide legal approvals and opinions associated with Projects.
4. Provide user access to the existing FEMA Grants Portal.
5. Provide TEMA and FEMA with a letter advising that SCHAUS LLC will have authority to represent City of Mount Pleasant for related matters.

- 4. **Period of Performance.** The period of performance of services under this Contract shall be for one year beginning on March 11, 2026 through March 10, 2027 and include automatic renewals for an additional 4 years beginning on January 1 each year. SCHAUS may request price adjustments within the Contract time frame for City approval. Notice of any cancellation must be sent to SCHAUS in writing at least thirty (30) days prior to the effective termination date.
- 5. **Consideration and Method of Payment.** Consulting upon activation will require Hourly rates reviewed annually for updates. Rates for 2026 (March 11, 2026 through March 10th, 2027) are as follows:

POSITIONS /FEE SCHEDULE	HOURLY RATES
Sr. FEMA Project Manager/Planner/Consultant	\$120.00/hour
FEMA Project Manager/Consultant	\$110.00/hour
Field/Technical Consultant	\$ 90.00/hour
Financial Manager	\$100.00/hour
Data Entry	\$ 60.00hour
Clerk	\$ 40.00/hour

Expenses:

Copies, Photo Documentation, GIS Printing, Scanning and Hotels \$At Cost + 5%

Mileage, Meals at Current IRS Rate and State
Per Diem Rates (Over 50 Miles from Mt. Pleasant, TN).

SCHAUS will bill City of Mount Pleasant monthly for Services net 30.

Should City of Mount Pleasant not desire to continue to utilize the services of SCHAUS, then City of Mount Pleasant shall notify SCHAUS in writing 30 days in advance, upon cancellation and the City shall be under no further obligation under this contract.

- 6. **Relationship of Parties.** It is expressly understood and agreed that City of Mount Pleasant enters into this Contract with SCHAUS based on the purchase of Professional Services and not based on an employer-employee relationship. For all purposes under this Contract:
 - A. SCHAUS represents that it has, or will secure, at its own expense, applicable personnel who shall be qualified to perform the duties required to be performed under this Contract. Such personnel shall not be deemed in any way, directly or indirectly, expressly, or by implication, to be employees of City of Mount Pleasant without approval of the City.
 - B. Any person or subcontractor employed by SCHAUS to perform the services hereunder shall be the responsibility of SCHAUS, who shall have the sole right to hire and discharge its employees.

C. It is further understood that the consideration expressed herein constitutes full and complete compensation for all services and performances hereunder, and that any sum due and payable to SCHAUS for services rendered shall be paid with no withholdings or deductions being made by City of Mount Pleasant for any purpose except as provided in Paragraph 7 herein.

SCHAUS shall pay, when due, all salaries and wages of its employees, and it accepts exclusive responsibility for the payment of and shall pay any Tax and any withholdings that may be required.

7. **Termination for Cause.** If, through any cause, SCHAUS shall fail to fulfill in a timely and proper manner, as determined by City of Mount Pleasant, its obligations under this Contract, or if SCHAUS shall violate any of the covenants, agreements, or stipulations of this Contract, City of Mount Pleasant shall thereupon have the right to terminate the Contract by giving written notice to SCHAUS of such termination and specifying the effective date thereof, at least thirty (30) days before the effective date of such termination. Satisfactory work shall be determined by City of Mount Pleasant in its sole discretion. In the event of such termination, SCHAUS shall be entitled to receive just and equitable compensation for satisfactory work completed on documents, services or materials collected and/or prepared by SCHAUS in connection with this Contract as of the date of receipt of Notification of Termination. Such compensation shall be based upon the fees set forth in Paragraph 5.

Notwithstanding the above, SCHAUS shall not be relieved of liability to City of Mount Pleasant for damages sustained by City of Mount Pleasant by virtue of any breach of this Contract by SCHAUS and City of Mount Pleasant may withhold any payments to SCHAUS for the purpose of set off until such times as the exact amount of damages due to City of Mount Pleasant from SCHAUS are determined.

8. **Termination for Convenience.** Either City of Mount Pleasant or SCHAUS may terminate this Contract at any time by giving written notice to the other party of such termination and specifying the effective date thereof, at least thirty (30) days before the effective date of such termination. SCHAUS shall be paid an amount which bears the same ratio to the total compensation as the services performed bear to the total services of SCHAUS covered by the Contract, less payments previously made.
9. **Ownership of Documents and Work Product.** Except as otherwise required by law with regard to the confidentiality of patient records, all documents, notes, programs, books, data bases (and all applications thereof), files, reports, studies, unfinished documents and/or other materials collected or prepared by SCHAUS specifically at the request and solely for the use of City of Mount Pleasant, which information is not of the sort that would be compiled in the ordinary course and scope of SCHAUS regular business activities, shall be owned by City of Mount Pleasant upon completion or termination of this agreement. City of Mount Pleasant reserves the rights to any and all information and/or materials collected on its behalf.

SCHAUS assures that any and all information regarding clients of City of Mount Pleasant will be kept strictly confidential pursuant to current state and local requirements and will

become the property of City of Mount Pleasant. SCHAUS further assures us that City of Mount Pleasant shall have full access to all information collected.

SCHAUS is prohibited from use of the above-described information and/or materials without the express written approval of City of Mount Pleasant.

10. **Agreements by SCHAUS.**

Subcontractors. It is understood and agreed that SCHAUS may enter into agreements or subcontracts with qualified entities, to fulfil the obligations contained in this agreement. Any such contracts, subcontracts or agreements shall include or incorporate by reference, the terms and conditions of this agreement. SCHAUS shall bear full responsibility for the performance of any and all contractors and subcontractors.

Subcontractor Liability. In any agreement or subcontract for the performance of any service or services under this agreement, SCHAUS shall require a contractor or subcontractor to indemnify, release, save and hold harmless City of Mount Pleasant from and against all claims, demands, liabilities, suits, damages and costs of every kind and nature whatsoever, including court costs and attorney fees arising under this agreement.

SCHAUS shall require any and all licensed professionals either employed by or under a contract/subcontract to SCHAUS to perform services under this Contract shall be fully responsible and liable to SCHAUS and City of Mount Pleasant for work performed or any omission by any associates, employees and/or consultants. SCHAUS shall require that any such licensed professional (example: Engineers, Environmentalist, etc.) carry errors and omissions insurance coverage in an amount equal to at least one million (\$1,000,000.00), to include all associates, employees and/or consultants, and that the cost thereof shall be born by the licensed professional. Such errors and omissions coverage shall remain in full force and effect for the period of time that the professional or subcontractor is responsible for performance of any part of this Contract.

11. **Record Retention and Access to Records.** SCHAUS shall maintain, and shall make available to City of Mount Pleasant, any state agency authorized to audit City of Mount Pleasant, the federal grantor agency, the Comptroller General of the United States or any of their duly authorized representatives, financial records, supporting documents, statistical records and all other records pertinent to the services performed under this Contract. These records shall be maintained for at least three (3) years; however, if any litigation or other legal action, by or on behalf of the State or Federal Government has begun that is not completed at the end of the three (3) year period, or if audit findings, litigation or other legal action has not been resolved at the end of the three (3) year period, the records shall be retained until resolution.

12. **Modification or Amendment.** Modifications, changes or amendments to this Contract may be made upon mutual agreement of the parties, in writing and signed by the parties hereto.

13. **Assignment.** SCHAUS may not assign or otherwise transfer its obligations or duties under this Contract without the prior written consent of City of Mount Pleasant. Any attempt to assign or transfer the obligations and duties hereunder without such consent shall

be void.

14. **Waiver.** Failure of either party hereto to insist upon strict compliance with any of the terms, covenants and conditions hereof shall not be deemed a waiver or relinquishment of any similar right or power there under at any subsequent time or of any other provision hereof, nor shall it be construed to be a modification of the terms of this Contract.
15. **Funding.** It is expressly understood by the parties hereto that the fulfillment of the obligations of City of Mount Pleasant under this agreement is conditioned upon the availability of City of Mount Pleasant funds. In the event that funds are insufficient or otherwise unavailable to satisfy payments due under this agreement, City of Mount Pleasant shall satisfy all payment request of completed service by the SCHAUS and shall notify SCHAUS to cease work.
16. **Indemnification.** SCHAUS agrees to indemnify, defend, save and hold harmless City of Mount Pleasant from and against all claims, demands, liabilities, suits, damages and costs of every kind and nature whatsoever, including court costs and attorney fees, arising out of or caused by SCHAUS, its agents, subcontractors, or employees in the performance of this Contract.
17. **Governing Law and Legal Remedies.** This Contract shall be construed and governed in accordance with the laws of the State of Tennessee. SCHAUS expressly agrees that under no circumstances shall City of Mount Pleasant be obligated to pay an attorney's fee or the cost of legal action to SCHAUS.

SCHAUS and City of Mount Pleasant agree that the courts of general jurisdiction of City of Mount Pleasant, and appropriate appellate courts therefrom, shall have exclusive venue and jurisdiction for the litigation and resolution of any dispute regarding this Contract.
18. **Severability.** If any term or provision of this Contract is prohibited by the laws of the State of Tennessee or declared invalid or void by a court of competent jurisdiction, the remainder of this Contract shall not be affected thereby, and each term and provision of this Contract shall be valid and enforceable to the fullest extent permitted by law.
19. **Disputes.** Any dispute concerning a question of fact arising under this Contract may be disposed of by good faith negotiation between a duly authorized representative of City of Mount Pleasant and SCHAUS. Such a resolution shall be reduced to writing, executed by both parties, and a copy thereof mailed or furnished to the SCHAUS and shall be final and conclusive, unless within ten (10) days from the date of such resolution, SCHAUS mails or furnishes to City of Mount Pleasant a written request for review.
20. **Compliance with Laws.** SCHAUS shall comply with all applicable laws, regulations, policies and procedures and Grant requirements (if applicable) of the United States of America or any agency thereof, the State of Tennessee or any agency thereof and any local governments or political subdivisions that may affect the performance of services under this Contract. Specifically, but not limited to, SCHAUS shall not discriminate against any employee, nor shall any party be subject to discrimination in the performance of this Contract because of race, color, sex, age, religion, national origin or disability.

- 21. **Notice.** Any notice required or permitted to be given under this Contract shall be in writing and sent by United States Certified Mail, Return Receipt Requested, to the party to whom the notice should be given at the address set forth following:

CITY OF MOUNT PLEASANT TENNESSEE:

Bill White, Mayor
 100 Public Square
 Mt. Pleasant, TN 38474

SCHAUS LLC:

Sonya Shows, President, and CEO
 SCHAUS LLC
 PO Box 331
 211 South Front Street
 Ellisville, MS 39437

The parties agree to promptly notify each other of any change of address.

- 22. **No Liability of City of Mount Pleasant Officials and Employees.** No board member, administrator, official, agent or employee of City of Mount Pleasant shall be personally liable to SCHAUS or any other person or entity, including a third-party beneficiary, in the event any provision of this Contract is unenforceable; there is any default or breach by the City; for any amount which may become due under this Contract; or on any obligations under the terms of this Contract.
- 23. **No Third-Party Beneficiaries.** Except as expressly provided herein, this Contract shall be construed to benefit the parties and their respective successors and assigns only and shall not be construed to create third party beneficiary rights in any other party or in any governmental organization or agency. No person who is not a party to this Contract shall have any right to enforce any of its terms, even if indirectly benefited by it.
- 24. **Open Records.** Notwithstanding any other provision of the Contract Documents, the parties acknowledge and agree that City of Mount Pleasant is subject to and will comply with the Tennessee Open Records Act, set out in T.C.A. §10-7-503 et seq., including disclosure of the Contract and any other documents or records subject to release pursuant to the Tennessee Open Records Act.
- 25. **Certification Regarding Israel.** By execution of this Contract, SCHAUS certifies that its company is not currently engaged in and will not for the duration of the contract engage in, a boycott of Israel.

IN WITNESS WHEREOF, this contract has been entered into and executed by the parties hereto in duplicate originals.

Witness my signature this _____ day of _____, 20_____.

CITY OF MOUNT PLEASANT

By: _____
Bill White, Mayor

Witness my signature this _____ day of _____, 20_____.

SCHAUS LLC

By: _____
Sonya Shows
President and CEO

Fund : **110** **General Fund** Monthly Comparative: 66.67%

Account Number	Account Description	MTD Actual	Total Budget	YTD Actual	YTD Enc	Budget Balance
110-11910	Cash Over And Short	100.00	0.00	80.00	0.00	(80.00)
Local Taxes						
110-31100	Property Taxes (Current)	1,596,422.40	3,039,778.00	2,823,235.00	0.00	216,543.00
110-31200	Property Taxes (Delinquent)	10,254.92	220,000.00	59,471.29	0.00	160,528.71
110-31300	Int, Penalty, Property Taxes	2,731.95	25,000.00	28,394.19	0.00	(3,394.19)
110-31511	Pay In Lieu Of Tax -Electric U	36,195.38	410,631.00	281,658.44	0.00	128,972.56
110-31514	Pay In Lieu Of Tax -Natural Ga	0.00	80,000.00	0.00	0.00	80,000.00
110-31520	Payments From Industry	0.00	70,000.00	77,340.00	0.00	(7,340.00)
110-31610	Local Sales Tax - Co. Trustee	119,246.18	1,087,000.00	681,179.06	0.00	405,820.94
110-31710	Wholesale Beer Tax	7,288.22	129,000.00	91,346.08	0.00	37,653.92
110-31720	Wholesale Liquor Tax	3,147.61	40,000.00	21,082.14	0.00	18,917.86
110-31730	Mixed Drink	1,274.16	7,500.00	2,910.16	0.00	4,589.84
110-31740	Hotel/Motel Taxes	931.65	15,000.00	6,952.86	0.00	8,047.14
110-31800	Business Taxes	929.39	60,000.00	18,024.38	0.00	41,975.62
110-31912	Cable Tv Franchise Tax	8,985.73	50,000.00	27,982.91	0.00	22,017.09
110-31920	Room Occupancy Tax	81.00	6,000.00	2,446.01	0.00	3,553.99
	Tot Local Taxes	1,787,488.59	5,239,909.00	4,122,022.52	0.00	1,117,886.48
Licenses And Permits						
110-32211	Beer Permits (New) - General Fund	0.00	500.00	500.00	0.00	0.00
110-32610	Building Permits	6,383.00	184,067.00	290,266.88	0.00	(106,199.88)
110-32700	Beer Permits (Renewals) - General F	0.00	1,700.00	1,800.00	0.00	(100.00)
110-32900	Other City Permits	0.00	500.00	250.00	0.00	250.00
110-32915	Alarm Reg Fees - General Fund	(170.00)	2,700.00	2,465.00	0.00	235.00
	Tot Licenses And Permits	6,213.00	189,467.00	295,281.88	0.00	(105,814.88)
Intergovernmental Revenue						
110-33186	Fema Disaster Relief - Fema Disaste	0.00	0.00	115,809.52	0.00	(115,809.52)
110-33190	Other Federal Grants	0.00	0.00	209.80	0.00	(209.80)
110-33195	Other Grants	300.00	680.00	503.38	0.00	176.62
110-33290	Justice Dept (Police) Grant - Justice	0.00	9,988.00	0.00	0.00	9,988.00
110-33310	Housing Authority Payment In L	0.00	18,000.00	0.00	0.00	18,000.00
110-33320	Tva Payments In Lieu Of Taxes	0.00	66,730.00	35,841.38	0.00	30,888.62
110-33411	Post Salary Supplement - Post Salar	0.00	12,000.00	0.00	0.00	12,000.00
110-33412	Fire Training Supplement - Fire Train	13,600.00	13,600.00	13,600.00	0.00	0.00
110-33510	State Sales Tax	67,819.66	664,648.00	408,456.02	0.00	256,191.98
110-33530	State Beer Tax	0.00	2,330.00	1,150.80	0.00	1,179.20
110-33558	Transportation Modernization	256.80	2,500.00	1,725.46	0.00	774.54
110-33580	State Gasoline Inspection Fee	801.90	9,700.00	5,613.30	0.00	4,086.70
110-33593	Corporate Excise Tax	0.00	4,800.00	0.00	0.00	4,800.00
110-33595	SPORT BETTING REVENUE	3,899.22	11,122.00	9,173.50	0.00	1,948.50
	Total Intergovernmental Revenue	86,677.58	816,098.00	592,083.16	0.00	224,014.84
Charges For Services						
110-34230	Court Fees And Commissions	191.90	6,000.00	5,753.22	0.00	246.78
110-34240	Accident Report Charges	73.75	1,500.00	568.75	0.00	93

Fund : **110** **General Fund** Monthly Comparative: 66.67%

Account Number	Account Description	MTD Actual	Total Budget	YTD Actual	YTD Enc	Budget Balance
Tot Charges For Services		265.65	7,500.00	6,321.97	0.00	1,178.03
Fines, Forfeits, And Penalties						
110-35110	City Court Fines And Costs	14,273.85	73,000.00	93,277.95	0.00	(20,277.95)
110-35111	Fines - School Zones	725.00	18,000.00	22,140.91	0.00	(4,140.91)
110-35115	Suspended Revoked DL Fee	0.00	0.00	290.00	0.00	(290.00)
110-35120	So Registration Fees - General Fund	0.00	750.00	600.00	0.00	150.00
Tot Fines, Forfeits, & Penal		14,998.85	91,750.00	116,308.86	0.00	(24,558.86)
Other Revenues						
110-36100	Interest Earnings	6,170.57	90,000.00	42,200.91	0.00	47,799.09
110-36350	Insurance Recoveries	0.00	1,085.00	1,085.00	0.00	0.00
110-36500	Sale Of Materials And Supplies	0.00	2,000.00	244.36	0.00	1,755.64
110-36900	Miscellaneous	30.00	0.00	55.00	0.00	(55.00)
110-36995	Vending Machine Revenue	0.00	250.00	162.00	0.00	88.00
Total Other Revenues		6,200.57	93,335.00	43,747.27	0.00	49,587.73
110-37199	Miscellaneous	0.00	4,848.00	4,848.00	0.00	0.00
Total Revenues - General Fund		1,901,844.24	6,442,907.00	5,180,613.66	0.00	1,262,293.34
Finance & Administration						
Financial Administration - Perso						
110-41500-111	Finance & Administration - Salaries -	11,935.08	158,000.00	97,671.45	0.00	60,328.55
110-41500-121	Finance & Administration - Wages -	6,732.04	88,500.00	55,067.26	0.00	33,432.74
110-41500-123	Financial Administration - Hourly - O	5.13	0.00	27.24	0.00	(27.24)
110-41500-135	Finance & Administration - Longevity	0.00	3,720.00	3,720.00	0.00	0.00
110-41500-137	Finance & Administration - Education	696.22	8,400.00	5,680.39	0.00	2,719.61
110-41500-141	Finance & Administration - Oasi (Em	1,430.60	20,250.00	12,402.35	0.00	7,847.65
110-41500-142	Finance & Administration - Hospital	4,265.87	42,520.00	35,836.57	0.00	6,683.43
110-41500-143	Finance & Administration - Retirement	2,685.91	20,200.00	12,594.55	0.00	7,605.45
110-41500-146	Finance & Administration - Workmer	0.00	4,500.00	2,245.25	0.00	2,254.75
110-41500-161	Finance & Administration - Board An	0.00	6,200.00	3,100.00	0.00	3,100.00
Financial Administration - Perso		27,750.85	352,290.00	228,345.06	0.00	123,944.94
110-41500-211	Finance & Administration - Postage,	35.97	2,900.00	2,272.05	0.00	627.95
110-41500-221	Finance & Administration - Printing,	0.00	3,700.00	971.90	0.00	2,728.10
110-41500-231	Finance & Administration - Publicatic	60.25	2,700.00	1,206.35	0.00	1,493.65
110-41500-235	Finance & Administration - Members	171.50	5,000.00	505.98	0.00	4,494.02
110-41500-239	Financial Administration - Other Pub	0.00	1,000.00	970.55	0.00	29.45
110-41500-241	Finance & Administration - Electric	274.76	5,400.00	2,753.24	0.00	2,646.76
110-41500-242	Finance & Administration - Water	32.15	1,000.00	494.11	0.00	505.89
110-41500-244	Finance & Administration - Gas	139.02	1,500.00	348.95	0.00	1,151.05
110-41500-245	Finance & Administration - Telephon	433.39	6,000.00	4,595.39	0.00	1,404.61
110-41500-252	Finance & Administration - Legal Ser	0.00	20,000.00	7,223.73	0.00	12,776.27
110-41500-253	Finance & Administration - Accountir	0.00	22,370.00	21,570.00	0.00	800.00
110-41500-255	Finance & Administration - Data Pro	25.81	37,275.00	37,300.76	0.00	(25.76)
110-41500-259	Finance & Administration - Other Prc	883.30	12,000.00	6,740.91	0.00	5,259.09
110-41500-260	Finance & Administration - Repair Ar	712.42	1,200.00	1,084.14	489.57	(373.00)

Fund : **110** **General Fund** Monthly Comparative: 66.67%

Account Number	Account Description	MTD Actual	Total Budget	YTD Actual	YTD Enc	Budget Balance
110-41500-261	Finance & Administration - Repair/M	0.00	1,200.00	87.48	0.00	1,112.52
110-41500-280	Finance & Administration - Travel	71.00	4,500.00	582.01	0.00	3,917.99
110-41500-310	Finance & Administration - Office Su	132.86	4,500.00	1,342.94	1,750.00	1,407.06
110-41500-320	Finance & Administration - Operatin	353.08	8,000.00	5,075.51	0.00	2,924.49
110-41500-326	Finance & Administration - Clothing	34.66	1,000.00	164.41	0.00	835.59
110-41500-331	Finance & Administration - Gas,Oil,D	49.98	700.00	302.78	0.00	397.22
110-41500-510	Finance & Administration - Liability I	0.00	6,800.00	3,132.40	0.00	3,667.60
110-41500-533	Financial Administration - Winter Stc	690.87	0.00	690.87	0.00	(690.87)
110-41500-795	Financial Administration - Vending M	96.30	550.00	240.97	0.00	309.03
110-41500-799	Finance & Administration - Sundry-G	234.81	1,500.00	962.48	0.00	537.52
110-41500-924	Information Technology - Administra	(308.88)	0.00	0.00	0.00	0.00
110-41500-935	Building repairs and improvements -	0.00	10,000.00	0.00	0.00	10,000.00
110-41500-941	Financial Administration - Communic	0.00	118,425.00	78,975.67	438.00	39,011.33
110-41500-942	Financial Administration - Constructi	0.00	0.00	0.00	1,479.00	(1,479.00)
	Total Financial Administration	31,874.10	631,510.00	407,940.64	4,156.57	219,412.79
110-41640-111	Data Processing - Salaries - Perman	1,404.80	18,850.00	11,589.60	0.00	7,260.40
110-41640-135	Data Processing - Longevity	0.00	250.00	250.00	0.00	0.00
110-41640-137	Data Processing - Education Incentiv	56.20	750.00	463.65	0.00	286.35
110-41640-141	Data Processing - Oasi (Employer's S	110.71	1,600.00	936.60	0.00	663.40
110-41640-142	Data Processing - Hospital And Heal	0.00	0.00	0.00	0.00	0.00
110-41640-143	Data Processing - Retirement - Curre	116.90	1,530.00	964.48	0.00	565.52
110-41640-259	Data Processing - Other Professional	0.00	1,500.00	393.75	0.00	1,106.25
110-41640-924	Data Processing - Information Techr	424.68	34,149.00	23,283.01	0.00	10,865.99
	Public Safety: Police					
	Police - Personal Services					
110-42100-111	Police - Salaries-Sworn Personnel	62,998.24	951,500.00	523,674.07	0.00	427,825.93
110-42100-113	Police - Salaries-Ot-Sworn Personnel	3,744.56	60,000.00	69,269.34	0.00	(9,269.34)
110-42100-119	Police - Other Salaries	0.00	12,000.00	0.00	0.00	12,000.00
110-42100-121	Police - Wages Non-Sworn Personne	10,446.40	137,000.00	82,721.41	0.00	54,278.59
110-42100-123	Police - Overtime Non Sworn Person	0.00	1,500.00	770.51	0.00	729.49
110-42100-135	Police - Longevity Pay	0.00	14,400.00	14,400.00	0.00	0.00
110-42100-137	Police - Education Incentive	2,211.10	31,000.00	18,138.75	0.00	12,861.25
110-42100-141	Police - Oasi (Employer's Share)	5,939.75	92,500.00	53,361.67	0.00	39,138.33
110-42100-142	Police - Hospital And Health Ins	17,260.61	335,000.00	193,447.42	0.00	141,552.58
110-42100-143	Police - Retirement - Current	2,571.92	60,000.00	28,327.58	0.00	31,672.42
110-42100-146	Police - Workmen's Compensation	0.00	40,000.00	23,738.60	0.00	16,261.40
	Police - Personnel	105,172.58	1,734,900.00	1,007,849.35	0.00	727,050.65
110-42100-211	Police - Postage, Box Rent, Etc.	0.00	650.00	480.89	0.00	169.11
110-42100-221	Police - Printing, Stationery, Envelop	0.00	600.00	255.03	0.00	344.97
110-42100-235	Police - Training and Registration Fe	0.00	6,000.00	5,782.10	0.00	217.90
110-42100-239	Police - Other Publicity, Subscription:	0.00	2,750.00	3,112.29	0.00	(362.29)
110-42100-241	Police - Electric	137.40	3,000.00	1,376.69	0.00	1,623.31

Fund : **110** **General Fund** Monthly Comparative: 66.67%

Account Number	Account Description	MTD Actual	Total Budget	YTD Actual	YTD Enc	Budget Balance
110-42100-242	Police - Water	32.17	500.00	349.61	0.00	150.39
110-42100-244	Police - Gas Service	139.06	400.00	306.39	0.00	93.61
110-42100-245	Police - Telephone	1,274.61	15,500.00	10,248.65	0.00	5,251.35
110-42100-252	Police - Legal Services	0.00	1,500.00	1,925.20	0.00	(425.20)
110-42100-255	Police - Data Processing Services	77.41	30,000.00	22,312.66	0.00	7,687.34
110-42100-259	Police - Other Professional Services	295.23	96,000.00	62,270.35	18,871.00	14,858.65
110-42100-261	Police - Repair Maintenance Motor V	1,076.23	32,000.00	21,765.69	11,188.49	(954.18)
110-42100-262	Police - Repair/Maintenance Equipm	0.00	1,000.00	257.92	0.00	742.08
110-42100-269	Police - Repair Maintenance Other	712.59	500.00	732.43	489.57	(722.00)
110-42100-280	Police - Travel	0.00	8,000.00	9,188.74	0.00	(1,188.74)
110-42100-310	Police - Office Supplies Materials	1,020.62	2,600.00	3,317.32	0.00	(717.32)
110-42100-320	Police - Operating Supplies	1,676.97	13,000.00	15,056.57	228.00	(2,284.57)
110-42100-321	Police - Sex Offender Reg Maintenar	0.00	200.00	0.00	0.00	200.00
110-42100-326	Police - Clothing Uniforms	383.67	6,000.00	5,392.86	24.99	582.15
110-42100-331	Police - Gas, Oil ,Diesel, Grease	3,626.67	50,000.00	29,758.83	0.00	20,241.17
110-42100-510	Police - Insurance General (Tml)	0.00	46,000.00	40,352.91	0.00	5,647.09
110-42100-533	Police - Winter Storm Fern	1,112.54	0.00	1,112.54	0.00	(1,112.54)
110-42100-620	Police - Lease - Principal payment	0.00	75,200.00	37,040.81	0.00	38,159.19
110-42100-625	Police - Body Camera/Tasers Lease F	0.00	27,000.00	26,569.37	0.00	430.63
110-42100-640	Police - Leases - Interest payment	0.00	17,500.00	9,269.37	0.00	8,230.63
110-42100-924	Police - Information Technology	0.00	0.00	0.00	0.00	0.00
110-42100-935	Police - Building & Improvements	0.00	1,000.00	1,230.90	0.00	(230.90)
110-42100-941	Police - Grants Expenditures	713.00	9,584.00	10,296.88	228.00	(940.88)
110-42100-942	Police - Capital Outlay Equipment	0.00	1,000.00	198.98	0.00	801.02
	Police - Total Police	117,450.75	2,182,384.00	1,327,811.33	31,030.05	823,542.62
	Fire/Building and Codes					
	Fire/Building and Codes - Perso					
110-42200-111	Fire/Building and Codes - Salaries-Pe	87,790.00	1,139,331.00	719,664.03	0.00	419,666.97
110-42200-113	Fire/Building and Codes - Overtime \	4,975.56	10,000.00	7,783.26	0.00	2,216.74
110-42200-114	Fire/Building and Codes - Salaries - I	3,575.52	60,000.00	59,875.69	0.00	124.31
110-42200-119	Fire/Building and Codes - Other Sala	13,600.00	13,600.00	13,600.00	0.00	0.00
110-42200-135	Fire/Building and Codes - Longevity	0.00	13,832.00	12,200.00	0.00	1,632.00
110-42200-137	Fire/Building and Codes - Education	1,512.50	17,945.00	12,427.50	0.00	5,517.50
110-42200-141	Fire/Building and Codes - Oasi (Emp	8,340.33	96,000.00	62,522.62	0.00	33,477.38
110-42200-142	Fire/Building and Codes - Hospital A	21,511.00	289,800.00	178,115.99	0.00	111,684.01
110-42200-143	Fire/Building and Codes - Retiremen	10,495.52	78,400.00	49,928.08	0.00	28,471.92
110-42200-146	Fire/Building and Codes - Workmen'	0.00	24,075.00	16,585.23	0.00	7,489.77
	Public Safety: Fire - Personnel	151,800.43	1,742,983.00	1,132,702.40	0.00	610,280.60
110-42200-211	Fire/Building and Codes - Postage, E	0.00	1,000.00	1,107.02	0.00	(107.02)
110-42200-231	Fire/Building and Codes - Publicator	158.04	2,000.00	1,948.13	0.00	51.87
110-42200-235	Fire/Building and Codes - Training ar	817.00	5,000.00	3,508.18	0.00	1,491.82
110-42200-239	Fire/Building and Codes - Other Pub	0.00	2,500.00	970.58	0.00	1,529.42

Fund : **110** **General Fund** Monthly Comparative: 66.67%

Account Number	Account Description	MTD Actual	Total Budget	YTD Actual	YTD Enc	Budget Balance
110-42200-241	Fire/Building and Codes - Electric	1,430.15	15,000.00	10,137.69	0.00	4,862.31
110-42200-242	Fire/Building and Codes - Water	920.93	8,000.00	4,945.77	0.00	3,054.23
110-42200-244	Fire/Building and Codes - Gas Servic	1,536.72	10,000.00	3,282.12	0.00	6,717.88
110-42200-245	Fire/Building and Codes - Telephone	1,517.86	18,500.00	12,904.91	71.81	5,523.28
110-42200-252	Fire/Building and Codes - Legal Serv	0.00	15,000.00	24,769.48	0.00	(9,769.48)
110-42200-254	Public Safety: Fire - Architectural, Er	10,350.86	100,000.00	117,955.36	0.00	(17,955.36)
110-42200-255	Fire/Building and Codes - Data Proce	106.90	2,000.00	844.40	0.00	1,155.60
110-42200-256	Public Safety: Fire - Consultant's Ser	3,223.15	54,000.00	31,809.25	50,798.05	(28,607.30)
110-42200-257	Fire/Building and Codes - Planning a	0.00	0.00	0.00	0.00	0.00
110-42200-259	Fire/Building and Codes - Other Prof	3,086.65	115,000.00	74,656.26	21,394.00	18,949.74
110-42200-260	Fire/Building and Codes - Repair Anc	575.96	10,000.00	11,633.12	489.57	(2,122.69)
110-42200-261	Fire/Building and Codes - Repair Mai	4,311.95	20,933.00	23,965.24	2,586.41	(5,618.65)
110-42200-269	Fire/Building and Codes - Other Rep	136.46	0.00	136.46	0.00	(136.46)
110-42200-280	Fire/Building and Codes - Travel	0.00	2,500.00	903.26	0.00	1,596.74
110-42200-310	Fire/Building and Codes - Office Sup	256.09	2,500.00	859.98	0.00	1,640.02
110-42200-320	Fire/Building and Codes - Operating	1,138.38	15,000.00	15,414.23	0.00	(414.23)
110-42200-326	Fire/Building and Codes - Clothing A	34.66	9,000.00	6,853.61	189.00	1,957.39
110-42200-331	Fire/Building and Codes - Gas, Oil ,L	945.50	17,000.00	7,847.04	0.00	9,152.96
110-42200-510	Fire/Building and Codes - Liability In	0.00	30,000.00	24,842.85	0.00	5,157.15
110-42200-533	Public Safety: Fire - Winter Storm Fe	1,941.33	0.00	1,941.33	0.00	(1,941.33)
110-42200-620	Public Safety: Fire - Principal	0.00	7,700.00	3,769.27	0.00	3,930.73
110-42200-640	Public Safety: Fire - Interest	0.00	2,062.00	1,084.69	0.00	977.31
110-42200-924	Fire/Building and Codes - Informatio	0.00	0.00	0.00	0.00	0.00
110-42200-942	Fire/Building and Codes - Capital Ou	0.00	0.00	0.00	1,478.66	(1,478.66)
110-42200-949	Fire - Other Machinery And Equipme	0.00	55,000.00	0.00	0.00	55,000.00
Public Safety: Fire - Total Fire P		184,289.02	2,262,678.00	1,520,792.63	77,007.50	664,877.87
Public Works: Streets						
Highways And Streets - Person						
110-43100-111	Salaries - Permanent Employees - Gr	3,938.74	51,500.00	32,637.11	0.00	18,862.89
110-43100-121	Wages Regular Hourly - General Fun	13,440.87	170,967.00	105,947.47	0.00	65,019.53
110-43100-123	Overtime Hourly - Overtime Hourly -	3,403.67	6,000.00	9,765.75	0.00	(3,765.75)
110-43100-135	Longevity Pay -	0.00	3,650.00	3,150.00	0.00	500.00
110-43100-137	Education Incentive -	0.00	0.00	30.00	0.00	(30.00)
110-43100-141	Oasi (Employer's Share) - General Fi	1,574.23	17,800.00	11,620.79	0.00	6,179.21
110-43100-142	Hospital Health Insurance - General	3,638.49	44,260.00	30,148.04	0.00	14,111.96
110-43100-143	Retirement - Current - General Fund	951.35	17,500.00	9,332.52	0.00	8,167.48
110-43100-146	Workmen's Compensation - General	0.00	7,200.00	4,675.55	0.00	2,524.45
Highways And Streets - Person		26,947.35	318,877.00	207,307.23	0.00	111,569.77
110-43100-239	Highways And Streets - Other Public	0.00	1,000.00	589.62	0.00	410.38
110-43100-241	Electric - General Fund	236.08	3,000.00	1,699.33	0.00	1,300.67
110-43100-242	Water - Water - General Fund	123.89	1,600.00	1,105.88	0.00	494.12
110-43100-244	Gas Service Building - General Fund	133.25	750.00	276.56	0.00	473.44

Fund : **110** **General Fund** Monthly Comparative: 66.67%

Account Number	Account Description	MTD Actual	Total Budget	YTD Actual	YTD Enc	Budget Balance
110-43100-245	Telephone -	607.98	7,500.00	5,753.41	71.81	1,674.78
110-43100-255	Highways And Streets - Data Proces	14.74	250.00	116.49	0.00	133.51
110-43100-259	Other Professional Services - Genera	47.50	8,000.00	4,623.21	0.00	3,376.79
110-43100-260	Repair And Maintenance Building - Ger	0.00	8,000.00	345.59	489.57	7,164.84
110-43100-261	Repair Maintenance Motor Vehic - G	472.78	12,000.00	9,305.29	0.00	2,694.71
110-43100-262	Highways And Streets - Repair And I	0.00	1,000.00	1,266.35	0.00	(266.35)
110-43100-269	Repair Maintenance Other - Repair M	0.00	8,000.00	0.00	0.00	8,000.00
110-43100-280	Travel - Streets	0.00	250.00	0.00	0.00	250.00
110-43100-320	Operating Supplies - General Fund	578.05	25,000.00	19,496.94	4,614.63	888.43
110-43100-326	Clothing And Uniforms - General Fur	46.02	3,500.00	1,464.15	0.00	2,035.85
110-43100-331	Gas, Oil, Diesel, Grease - General Fu	1,698.54	20,000.00	12,685.89	0.00	7,314.11
110-43100-510	Insurance General (Tml) - General F	0.00	7,500.00	6,546.81	0.00	953.19
110-43100-533	Highways And Streets - Winter Storr	2,141.61	0.00	2,141.61	0.00	(2,141.61)
110-43100-924	Information Technology - Street	0.00	0.00	0.00	0.00	0.00
110-43100-941	Highways And Streets - Grants Expe	0.00	680.00	680.00	0.00	0.00
110-43100-942	Machinery & Equipment -	0.00	0.00	0.00	1,479.00	(1,479.00)
110-43100-948	Highways And Streets - Streets and	0.00	759,000.00	110,694.21	0.00	648,305.79
110-43100-949	Streets - Other Machinery And Equip	0.00	25,000.00	4,950.00	9,770.44	10,279.56
	Total Highways & Streets	33,047.79	1,210,907.00	391,048.57	16,425.45	803,432.98
110-43200-259	Other Professional Services - Sanitat	0.00	0.00	0.00	0.00	0.00
	Rabies And Animal Control					
110-44143-720	Rabies And Animal Control - Grants	0.00	13,000.00	13,000.00	0.00	0.00
	Total Rabies & Animal Control	0.00	13,000.00	13,000.00	0.00	0.00
	Economic Development					
110-47200-235	Memberships, Registration Fees - Ge	0.00	1,005.00	2,005.00	0.00	(1,000.00)
110-47200-236	Public Relations - General Fund	0.00	1,000.00	250.00	0.00	750.00
110-47200-720	Economic Development - Grants Anc	0.00	765.00	755.00	0.00	10.00
110-47200-761	Transfers to Community & Parks & R	18,790.75	225,489.00	150,326.00	0.00	75,163.00
110-47200-762	Economic Development - Maury Cou	0.00	25,000.00	25,000.00	0.00	0.00
110-47200-766	Non Departmental - Airport	0.00	5,000.00	5,000.00	0.00	0.00
	Total Economic Development	18,790.75	258,259.00	183,336.00	0.00	74,923.00
	Non-Departmental (Misc)					
110-51000-592	Payment In Lieu Of Taxes - General	0.00	96,000.00	95,948.99	0.00	51.01
110-51000-921	Miscellaneous Expenditures - Capital	0.00	32,205.00	33,286.81	0.00	(1,081.81)
	Total Misc Expenditures	0.00	128,205.00	129,235.80	0.00	(1,030.80)
110-51630-760	Operating Transfer To Debt Service F	0.00	347,727.00	155,157.50	0.00	192,569.50
	Tot Natural Gas	0.00	347,727.00	155,157.50	0.00	192,569.50
	Non-Operating Expenses					
110-52520-721	Non-Operating Expenses - Mt Pleasa	280.95	2,750.00	766.18	0.00	1,983.82
110-52520-722	Non-Operating Expenses - Communi	0.00	25,000.00	0.00	0.00	25,000.00
110-52520-723	Non-Operating Expenses - Grant Or	0.00	2,750.00	1,597.85	0.00	1,152.15
	Total Non Operating Expenses -	280.95	30,500.00	2,364.03	0.00	28,135.97
	Other Non departmental					

Fund : **110** **General Fund**

Monthly Comparative: 66.67%

Account Number	Account Description	MTD Actual	Total Budget	YTD Actual	YTD Enc	Budget Balance
110-52521-720	Tax Equalization-Maury County - Tax	0.00	13,000.00	0.00	0.00	13,000.00
	Total Other Non departmental	0.00	13,000.00	0.00	0.00	13,000.00
	Total Expenditures	387,946.65	7,136,799.00	4,168,647.59	128,619.57	2,839,531.84
	Net Profit or (-Loss)	1,513,897.59	(693,892.00)	1,011,966.07	(128,619.57)	1,577,238.50

Fund : 121 State Street Aid		Monthly Comparative: 66.67%				
Account Number	Account Description	MTD Actual	Total Budget	YTD Actual	YTD Enc	Budget Balance
121-33160	Grant Funds	0.00	1,335,000.00	535,667.27	0.00	799,332.73
121-33550	State Shared Taxes	0.00	192,033.00	0.00	0.00	192,033.00
121-33551	State Gasoline And Motor Fuel Tax	12,360.91	0.00	85,083.72	0.00	(85,083.72)
121-33555	STATE STREET AID - 1989 TAX	1,266.48	0.00	8,842.42	0.00	(8,842.42)
121-33556	STATE STREET AID - 3 CENTS TAX	2,338.55	0.00	16,327.47	0.00	(16,327.47)
121-36100	Interest Earnings	449.95	3,600.00	3,747.77	0.00	(147.77)
121-36110	Interest Earnings - Savings Accounts	0.00	3,000.00	0.00	0.00	3,000.00
Total Revenues - State Street Ai		16,415.89	1,533,633.00	649,668.65	0.00	883,964.35
121-43110-241	Electric - Electric - State Street Aid F	11,852.90	120,000.00	66,560.35	0.00	53,439.65
121-43110-799	Highway And Street Administrat - Su	14.10	100.00	42.10	0.00	57.90
121-43124-921	Tdot Grants Expense - Downtown Ri	20,081.55	100,000.00	100,899.25	8,824.24	(9,723.49)
121-43124-943	Sidewalks And Crosswalks - Grant	9,339.03	1,375,000.00	9,339.03	240,120.00	1,125,540.97
Total Expenditures - State Stree		41,287.58	1,595,100.00	176,840.73	248,944.	1,169,315.03
Net Profit or (-Loss)		(24,871.69)	(61,467.00)	472,827.92	(248,944.24)	(285,350.68)

Fund : **123** **Solid Waste/Sanitation** Monthly Comparative: 66.67%

Account Number	Account Description	MTD Actual	Total Budget	YTD Actual	YTD Enc	Budget Balance
123-33195	Other Grants	300.00	0.00	300.00	0.00	(300.00)
123-34300	Bulky & Brush - Charges For Service	0.00	500.00	125.00	0.00	375.00
123-34410	Solid Waste Collection Charges	53,461.80	626,000.00	424,408.86	0.00	201,591.14
123-36100	Sanitation Interest Sanitation Intere:	193.10	3,000.00	3,553.37	0.00	(553.37)
123-36990	Miscellaneous Revenues Solid Waste	0.00	0.00	85.00	0.00	(85.00)
123-37191	Forfeited Discounts and Penalties	503.29	6,500.00	4,572.60	0.00	1,927.40
123-37199	Miscellaneous	0.00	0.00	62.67	0.00	(62.67)
123-37910	Interest Earnings	415.39	1,000.00	1,987.19	0.00	(987.19)
	Total Revenues -	54,873.58	637,000.00	435,094.69	0.00	201,905.31
	Sanitation Services					
123-43200-111	Salaries - Permanent Employees -	4,641.14	61,000.00	38,461.86	0.00	22,538.14
123-43200-121	Wages Permanent Employees -	13,440.91	170,965.00	105,947.74	0.00	65,017.26
123-43200-123	Overtime Hourly - Overtime Hourly	3,403.71	6,000.00	9,765.89	0.00	(3,765.89)
123-43200-135	Longevity Pay -	0.00	3,650.00	3,275.00	0.00	375.00
123-43200-137	Sanitation Services - Education Ince	28.06	0.00	231.49	0.00	(231.49)
123-43200-141	Oasi (Employer's Share) -	1,629.58	18,500.00	12,122.71	0.00	6,377.29
123-43200-142	Hospital And Health Ins -	3,754.68	44,260.00	31,124.30	0.00	13,135.70
123-43200-143	Retirement - Current -	1,009.76	17,075.00	9,814.62	0.00	7,260.38
123-43200-146	Workmen's Compensation -	0.00	20,000.00	16,103.33	0.00	3,896.67
	Sanitation Services - Personnel	27,907.84	341,450.00	226,846.94	0.00	114,603.06
123-43200-211	Postage,Box Rent - Postage,Box Ren	536.79	6,000.00	3,747.20	0.00	2,252.80
123-43200-239	Sanitation Services - Other Publicity,	0.00	2,000.00	756.28	0.00	1,243.72
123-43200-241	Electric -	236.08	3,000.00	1,699.33	0.00	1,300.67
123-43200-242	Water - Water Sanitation	123.88	1,300.00	1,154.62	0.00	145.38
123-43200-244	Gas Service Building -	133.25	550.00	276.55	0.00	273.45
123-43200-245	Telephone -	474.26	6,500.00	4,669.94	71.81	1,758.25
123-43200-253	Accounting And Audit Service - Acco	0.00	5,200.00	5,200.00	0.00	0.00
123-43200-255	Sanitation Services - Data Processin	18.43	8,500.00	6,745.56	0.00	1,754.44
123-43200-259	Sanitation Services - Other Professio	70.41	8,000.00	6,024.48	0.00	1,975.52
123-43200-261	Repair/Maintenance Motor Vehic -	23,391.77	15,000.00	35,013.81	0.00	(20,013.81)
123-43200-269	Repair/Maintenance Other -	0.00	3,000.00	265.67	0.00	2,734.33
123-43200-280	Sanitation Services - Travel	0.00	300.00	0.00	0.00	300.00
123-43200-297	Landfill Fee - Landfill Fee Sanitation	24,543.55	135,000.00	94,849.31	0.00	40,150.69
123-43200-320	Operating Supplies -	226.09	8,000.00	4,522.20	720.56	2,757.24
123-43200-326	Clothing And Uniforms -	70.01	5,500.00	2,122.24	0.00	3,377.76
123-43200-331	Gas, Oil ,Diesel, Grease -	2,008.94	16,000.00	9,654.67	0.00	6,345.33
123-43200-510	Insurance General (Tml) -	(211.39)	10,200.00	8,452.98	0.00	1,747.02
123-43200-533	Sanitation Services - Winter Storm F	2,231.31	0.00	2,231.31	0.00	(2,231.31)
123-43200-541	Sanitation Services - Provision For D	2,271.37	46,200.00	24,358.42	0.00	21,841.58
123-43200-631	Sanitation Services - Interest On Bor	0.00	2,774.00	1,387.25	0.00	1,386.75
123-43200-741	Sanitation Services - Bad Debt Expei	0.00	3,000.00	0.00	0.00	3,000.00
123-43200-799	Sundry-Grants, Contributions -	0.00	400.00	224.00	0.00	176.00

Fund : **123** **Solid Waste/Sanitation** Monthly Comparative: 66.67%

Account Number	Account Description	MTD Actual	Total Budget	YTD Actual	YTD Enc	Budget Balance
123-43200-924	Information Technology - Sanitation	18.20	6,592.00	2,844.38	96.68	3,650.94
123-43200-935	Sanitation Services - Building & impr	0.00	2,500.00	0.00	0.00	2,500.00
123-43200-941	Sanitation Services - Grant Expendit	0.00	0.00	680.00	0.00	(680.00)
123-43200-942	Sanitation Services - Construction Ar	0.00	25,000.00	0.00	1,478.66	23,521.34
123-43200-949	Sanitation - Other Machinery And Ec	0.00	5,000.00	0.00	0.00	5,000.00
Total Expenditures - Sanitation		56,142.95	325,516.00	216,880.20	2,367.71	106,268.09
Sanitation Services - Operating		84,050.79	666,966.00	443,727.14	2,367.71	220,871.15
Net Profit or (-Loss)		(29,177.21)	(29,966.00)	(8,632.45)	(2,367.71)	(18,965.84)

Template Name: LGC Defined Profit &
Created by: LGC

City Of Mt. Pleasant
Profit & Loss Statement
February 2026

User:
Date/Time:

Section 8, Item A.
3/11/2026 10:08 AM
Page 11 of 21

Fund : 124 Industrial Development

Monthly Comparative: 66.67%

Account Number	Account Description	MTD Actual	Total Budget	YTD Actual	YTD Enc	Budget Balance
124-36100	Interest Earnings	12.84	0.00	110.61	0.00	(110.61)
	Total Revenues -	12.84	0.00	110.61	0.00	(110.61)
	Net Profit or (-Loss)	12.84	0.00	110.61	0.00	(110.61)

Fund : **125 Drug Fund** Monthly Comparative: 66.67%

Account Number	Account Description	MTD Actual	Total Budget	YTD Actual	YTD Enc	Budget Balance
125-35200	Revenue-Drug Related Fines	118.75	1,000.00	902.50	0.00	97.50
125-36100	Interest Earnings - Drug Fund	57.00	500.00	489.44	0.00	10.56
125-36500	Sale of Materials & Supplies	0.00	0.00	2,275.00	0.00	(2,275.00)
125-36935	PROCEEDS FROM SALE OF CAPITAL	0.00	5,000.00	0.00	0.00	5,000.00
125-37600	Other Revenues	0.00	0.00	3,900.00	0.00	(3,900.00)
125-37900	Non-Operating Revenue -Public	0.00	2,000.00	0.00	0.00	2,000.00
	Total Revenues - Special Revenue	175.75	8,500.00	7,566.94	0.00	933.06
125-42122-169	Under Cover Work & Task Force - Sp	0.00	1,000.00	0.00	0.00	1,000.00
125-42122-235	Memberships Registration Fees - Sp	0.00	2,000.00	260.00	0.00	1,740.00
125-42122-255	Data Processing Services	0.00	4,285.00	4,285.00	0.00	0.00
125-42122-259	Other Professional Services - Other I	0.00	2,500.00	0.00	0.00	2,500.00
125-42122-261	Repair Maintenance Motor Vehic - Sp	0.00	2,000.00	0.00	0.00	2,000.00
125-42122-262	Rep & Maint Other Equip	0.00	500.00	95.28	0.00	404.72
125-42122-280	Travel	0.00	2,000.00	306.00	0.00	1,694.00
125-42122-310	Office Supplies	0.00	1,000.00	0.00	0.00	1,000.00
125-42122-320	Operating Supplies - Special Revenue	0.00	2,000.00	3,240.69	1,599.98	(2,840.67)
125-42122-326	Clothing And Uniforms	0.00	3,500.00	141.75	0.00	3,358.25
125-42122-921	Administrative Equipment	0.00	2,000.00	0.00	0.00	2,000.00
125-42122-935	Buildings & improvements - Drug Fu	0.00	3,000.00	0.00	0.00	3,000.00
125-42122-942	Machinery & Equipment - Drug Func	0.00	4,715.00	0.00	1,478.66	3,236.34
	Total Expenditures - Special Revenue	0.00	30,500.00	8,328.72	3,078.64	19,092.64
	Net Profit or (-Loss)	175.75	(22,000.00)	(761.78)	(3,078.64)	(18,159.58)

Fund : **171** **Capital Projects**

Monthly Comparative: 66.67%

Account Number	Account Description	MTD Actual	Total Budget	YTD Actual	YTD Enc	Budget Balance
171-33110	Community Development Grants	0.00	850,000.00	2,060,134.45	0.00	(1,210,134.45)
171-33190	Other Federal Grants	0.00	198,375.00	0.00	0.00	198,375.00
171-36100	Interest Earnings	762.22	10,000.00	15,763.94	0.00	(5,763.94)
171-43100-931	Highways And Streets - Roads, Street	69,181.00	1,020,000.00	285,061.60	331,709.30	403,229.10
Net Profit or (-Loss)		(68,418.78)	38,375.00	1,790,836.79	(331,709.30)	1,420,752.49

Fund : **210 Debt Service** Monthly Comparative: 66.67%

Account Number	Account Description	MTD Actual	Total Budget	YTD Actual	YTD Enc	Budget Balance
210-36100	Interest Earnings	0.18	0.00	35.67	0.00	(35.67)
210-37725	Fund Transfers In	0.00	347,727.00	181,729.50	0.00	165,997.50
	Total Revenues	0.18	347,727.00	181,765.17	0.00	165,961.83
210-49100-610	Bond Principal - Bonds	0.00	167,716.00	75,545.00	0.00	92,171.00
210-49300-630	Interest - Bonds - Interest	0.00	178,011.00	105,734.50	0.00	72,276.50
210-51000-799	Miscellaneous Expenditures - Sundry	0.00	2,000.00	450.00	0.00	1,550.00
	Total Expenditures	0.00	347,727.00	181,729.50	0.00	165,997.50
	Net Profit or (-Loss)	0.18	0.00	35.67	0.00	(35.67)

Fund : **413** **Water And Sewer** Monthly Comparative: 66.67%

Account Number	Account Description	MTD Actual	Total Budget	YTD Actual	YTD Enc	Budget Balance
413-33110	CDBG - County	(3,724.00)	560,000.00	17,586.40	0.00	542,413.60
413-33111	CDBG City	77,088.12	583,096.00	377,071.48	0.00	206,024.52
413-33140	ARPA funds from State	917,924.08	1,748,849.00	917,924.08	0.00	830,924.92
413-33195	Other Grants	875.00	2,210.00	875.00	0.00	1,335.00
413-33430	Grant/Loan Proceeds Sewer Rehab L	0.00	0.00	140,404.29	0.00	(140,404.29)
413-33490	Infrastructure Planning Grant	0.00	500,000.00	162,031.93	0.00	337,968.07
413-36110	Interest Earnings - Savings Accounts	0.00	35,000.00	0.00	0.00	35,000.00
413-37120	Flat Rate Water Sales To Gen C	178,860.16	1,900,000.00	1,342,714.60	0.00	557,285.40
413-37190	Other Operating Revenues - Wat	3,400.00	50,000.00	28,338.72	0.00	21,661.28
413-37191	Forfeited Discounts And Penalt	3,179.92	44,000.00	26,623.33	0.00	17,376.67
413-37192	Reimbursements for damages to Cit	0.00	2,051.55	2,051.55	0.00	0.00
413-37195	Installation Charges Water	0.00	60,000.00	33,700.00	0.00	26,300.00
413-37197	Letter of Availability Water	250.00	3,900.00	5,000.00	0.00	(1,100.00)
413-37198	Water Development Fees	0.00	105,000.00	113,593.75	0.00	(8,593.75)
413-37199	Miscellaneous - Water	573.33	5,000.00	4,238.49	0.00	761.51
413-37210	Sewer Service Charges	179,978.65	1,940,000.00	1,304,259.17	0.00	635,740.83
413-37293	Sewer Service Customer Installation	0.00	0.00	5,151.20	0.00	(5,151.20)
413-37294	Installation Charges sewer	0.00	95,000.00	30,000.00	0.00	65,000.00
413-37295	Charge for pretreatment - sewer	0.00	0.00	6,500.00	0.00	(6,500.00)
413-37297	Letter of Availability	0.00	0.00	3,200.00	0.00	(3,200.00)
413-37298	Sewer Development Fees	0.00	105,000.00	46,593.75	0.00	58,406.25
413-37910	Interest Earnings	9,439.79	120,000.00	124,154.71	0.00	(4,154.71)
Total Revenues - Water And Sewer		4,367,845.05	7,859,106.55	4,692,012.45	0.00	3,167,094.10
Water Utilities - Personal Servic						
413-52100-111	Salaries - Permanent Employees - W	15,924.74	216,184.00	130,971.32	0.00	85,212.68
413-52100-113	Water Utilities - Salaries - Permanen	0.00	0.00	0.27	0.00	(0.27)
413-52100-121	Wages Hourly - Permanent Employe	20,250.19	229,417.00	147,466.82	0.00	81,950.18
413-52100-123	Overtime Hourly - Overtime Hourly -	3,505.59	24,000.00	15,252.03	0.00	8,747.97
413-52100-135	Longevity Pay -	0.00	3,400.00	3,400.00	0.00	0.00
413-52100-137	Education Incentive - Water Utilities	170.14	2,000.00	1,780.20	0.00	219.80
413-52100-141	Oasi (Employers Share) - Water And	2,963.27	38,000.00	22,671.35	0.00	15,328.65
413-52100-142	Hospital/Health Insurance - Water A	7,563.52	90,000.00	59,225.31	0.00	30,774.69
413-52100-143	Retirement - Current - Water And Se	4,044.58	29,000.00	17,504.58	0.00	11,495.42
413-52100-146	Workmens Compensation - Water Ar	0.00	12,000.00	7,458.05	0.00	4,541.95
Water Utilities - Personnel		54,422.03	644,001.00	405,729.93	0.00	238,271.07
413-52100-211	Postage, Box Rent, Etc - Water And	809.86	10,000.00	6,373.88	0.00	3,626.12
413-52100-231	Publication Formal/Legal - Water An	111.43	500.00	483.23	0.00	16.77
413-52100-233	Water Utilities - Subscriptions To Nei	0.00	100.00	0.00	0.00	100.00
413-52100-235	Memberships, Registration Fees - Wi	254.83	7,000.00	3,364.81	0.00	3,635.19
413-52100-239	Water Utilities - Other Publicity, Sub:	0.00	13,500.00	8,073.20	0.00	5,426.80
413-52100-241	Electric - Water And Sewer	9,793.82	125,000.00	85,286.26	0.00	39,713.74
413-52100-242	Water Purchase - Water And Sewer	2,258.58	25,000.00	14,075.35	0.00	10,924.65

Fund : **413 Water And Sewer** Monthly Comparative: 66.67%

Account Number	Account Description	MTD Actual	Total Budget	YTD Actual	YTD Enc	Budget Balance
413-52100-244	Gas - Water Utilities	139.02	1,000.00	322.52	0.00	677.48
413-52100-245	Telephone -	1,109.43	27,000.00	10,867.05	287.56	15,845.39
413-52100-252	Legal Services - Water And Sewer	0.00	10,000.00	3,933.63	0.00	6,066.37
413-52100-253	Accounting/Audit Services - Water A	0.00	2,600.00	2,600.00	0.00	0.00
413-52100-254	Architectural/Engineering	0.00	70,000.00	23,320.97	0.00	46,679.03
413-52100-255	Data Processing Services - Water An	58.98	10,000.00	4,065.86	0.00	5,934.14
413-52100-259	Other Professional Services - Water .	14,974.91	70,000.00	68,184.61	14,475.00	(12,659.61)
413-52100-261	Repair/Maintenance Motor Vehic - W	762.36	10,000.00	5,060.97	31.09	4,907.94
413-52100-262	Repair/Maint Other Mach/Equip - Wa	3,171.25	20,000.00	14,843.30	0.00	5,156.70
413-52100-263	Repair/Maintenance - Other - Water	0.00	20,000.00	7,584.91	9,207.00	3,208.09
413-52100-269	Water Utilities - Repair And Mainten	948.42	3,600.00	948.42	489.57	2,162.01
413-52100-280	Travel - Water And Sewer	265.33	4,000.00	2,730.36	0.00	1,269.64
413-52100-310	Office Supplies/Materials - Water An	70.29	3,500.00	1,606.09	0.00	1,893.91
413-52100-320	Operating Supplies - Water And Sew	13,812.04	127,051.55	87,522.56	9,606.91	29,922.08
413-52100-322	Chemical/Laboratory Supplies - Wat	4,808.31	100,000.00	40,726.55	0.00	59,273.45
413-52100-326	Clothing & Uniforms - Water And Se	110.85	8,000.00	6,460.42	0.00	1,539.58
413-52100-329	Water Utilities - Other Operating Sup	572.00	0.00	23,218.42	0.00	(23,218.42)
413-52100-331	Vehicle Op Expense - Gas, Oil, Diese	1,843.68	15,000.00	9,632.25	0.00	5,367.75
413-52100-391	Water Utilities - Water Meters	0.00	25,000.00	23,075.00	0.00	1,925.00
413-52100-510	Insurance - General - Water And Sev	(2,739.69)	44,000.00	43,470.64	0.00	529.36
413-52100-533	Water Utilities - Winter Storm Fern	22,272.84	0.00	22,590.18	297.14	(22,887.32)
413-52100-541	Provision For Depreciation - Water A	39,991.65	455,000.00	326,722.64	0.00	128,277.36
413-52100-631	Interest On Bonded Debt - Water Ar	8,419.60	155,000.00	107,154.50	0.00	47,845.50
413-52100-741	Water - Bad Debt Expense	0.00	5,000.00	0.00	0.00	5,000.00
413-52100-799	Sundry - Grants, Contributions - Wat	177.89	1,000.00	570.72	0.00	429.28
413-52100-924	Information Technology - Water	2,103.61	19,492.00	13,003.97	2,443.31	4,044.72
413-52100-935	Water Utilities - Building & improv	0.00	2,500.00	0.00	0.00	2,500.00
413-52100-939	Other Capital Outlay	0.00	45,000.00	25,910.34	0.00	19,089.66
413-52100-940	Water Utilities - Water Capital Projec	15,095.50	0.00	566,201.47	670,129.50	(1,236,330.97)
413-52100-941	Water Utilities - Grants Expenditures	0.00	1,000,530.00	477,406.25	406,055.00	117,068.75
413-52100-942	Water Utilities - Machinery & Equipm	0.00	0.00	0.00	1,478.66	(1,478.66)
413-52100-949	Water - TDEC ARPA	37,737.05	2,559,000.00	1,234,136.08	506,725.70	818,138.22
Water Totals		178,933.84	4,994,373.55	3,271,527.41	1,621,	101,619.70

**Public Utilities: Wastewater Wa
Sewer - Personal Services**

413-52200-111	Salaries - Permanent Employees - W	8,022.88	116,220.00	65,781.02	0.00	50,438.98
413-52200-121	Wages - Hourly - Wages-Hourly-Sew	25,930.60	347,380.00	208,286.54	0.00	139,093.46
413-52200-123	Overtime Hourly - Overtime Hourly -	6,159.93	24,000.00	21,391.97	0.00	2,608.03
413-52200-135	Longevity Pay -	0.00	6,500.00	6,500.00	0.00	0.00
413-52200-137	Education Incentive - Sewer	170.16	2,000.00	1,780.26	0.00	219.74
413-52200-141	Oasi (Employers Share) - Water And	3,000.87	39,000.00	22,918.44	0.00	16,081.56
413-52200-142	Hospital/Health Insurance - Water A	8,133.36	124,200.00	70,020.28	0.00	54,179.72

Fund : **413** **Water And Sewer** Monthly Comparative: 66.67%

Account Number	Account Description	MTD Actual	Total Budget	YTD Actual	YTD Enc	Budget Balance
413-52200-143	Retirement - Current - Water And Sewer	3,134.00	30,500.00	14,401.76	0.00	16,098.24
413-52200-146	Workmens Compensation Insurance -	0.00	11,100.00	7,297.03	0.00	3,802.97
	Sewer - Personnel	54,551.80	700,900.00	418,377.30	0.00	282,522.70
413-52200-211	Postage, Box Rent, Etc - Water And Sewer	450.69	6,000.00	3,343.40	0.00	2,656.60
413-52200-231	Publication Of Formal/Legal No - Water	0.00	1,000.00	191.52	0.00	808.48
413-52200-235	Memberships/Registration Fees - Water	254.83	4,000.00	2,126.82	0.00	1,873.18
413-52200-239	Sewer - Other Publicity, Subscription	0.00	8,000.00	7,959.59	0.00	40.41
413-52200-241	Electric - Water And Sewer	13,754.77	135,000.00	75,831.38	0.00	59,168.62
413-52200-242	Water - Water And Sewer	2,569.50	10,000.00	17,988.44	0.00	(7,988.44)
413-52200-244	Gas - Water And Sewer	144.02	1,000.00	329.67	0.00	670.33
413-52200-245	Telephone -	1,373.99	16,000.00	11,625.88	71.81	4,302.31
413-52200-252	Legal Services - Water And Sewer	0.00	10,000.00	2,997.63	0.00	7,002.37
413-52200-253	Accounting/Audit Service - Water And Sewer	0.00	2,600.00	2,600.00	0.00	0.00
413-52200-254	Architectural/Engineering	0.00	58,000.00	31,782.10	0.00	26,217.90
413-52200-255	Data Processing Services - Water And Sewer	18.43	6,500.00	3,745.56	0.00	2,754.44
413-52200-259	Other Professional Services - Other I	5,935.19	100,000.00	69,453.53	15,810.60	14,735.87
413-52200-261	Repair/Maintenance Motor Vehicle - Water	762.38	8,000.00	3,421.93	31.09	4,546.98
413-52200-262	Rep/Maintenance Equipment - Water	2,250.00	15,000.00	14,837.69	1,861.50	(1,699.19)
413-52200-269	Sewer - Repair And Maintenance Other	712.42	8,500.00	712.42	489.57	7,298.01
413-52200-280	Travel - Water And Sewer	118.33	4,000.00	1,011.09	0.00	2,988.91
413-52200-310	Office Supplies/Materials - Water And Sewer	70.29	4,000.00	2,083.38	0.00	1,916.62
413-52200-320	Operating Supplies - Water And Sewer	1,914.18	50,000.00	31,428.71	3,017.01	15,554.28
413-52200-322	Chemical/Laboratory - Water And Sewer	10,375.02	200,000.00	156,352.96	0.00	43,647.04
413-52200-326	Clothing/Uniforms - Water And Sewer	111.33	4,500.00	3,418.10	0.00	1,081.90
413-52200-331	Gas, Oil, Diesel Fuel - Water And Sewer	1,843.69	14,000.00	9,632.26	0.00	4,367.74
413-52200-510	Insurance - General - Water And Sewer	(2,073.79)	34,000.00	28,155.23	0.00	5,844.77
413-52200-533	Sewer - Winter Storm Fund	2,747.81	0.00	2,790.67	297.14	(3,087.81)
413-52200-541	Provision For Depreciation - Water And Sewer	34,386.30	720,000.00	275,353.76	0.00	444,646.24
413-52200-631	Interest On Bonded Debt - Water/Sewer	1,050.00	95,000.00	69,141.34	0.00	25,858.66
413-52200-741	Sewer - Bad Debt Expense	0.00	10,000.00	0.00	0.00	10,000.00
413-52200-799	Sundry-Grants, Contributions - Water	0.00	1,000.00	381.74	0.00	618.26
413-52200-921	Sewer - Administrative Computer & :	0.00	1,000.00	0.00	0.00	1,000.00
413-52200-924	Information Technology - Wastewater	682.56	11,992.00	3,458.51	1,379.12	7,154.37
413-52200-935	Sewer - Buildings	0.00	2,500.00	0.00	0.00	2,500.00
413-52200-940	Sewer - Job Costing	0.00	0.00	42,750.00	5,700.00	(48,450.00)
413-52200-941	Sewer - Grants Expenditures	(3,724.00)	945,862.00	224,836.00	881,500.00	(160,474.00)
413-52200-942	Sewer - Machinery & Equipment	0.00	0.00	6,395.00	1,483.66	(7,878.66)
413-52200-949	Other Machinery And Equipment	0.00	45,000.00	25,910.33	0.00	19,089.67
	***total Sewer	75,727.94	2,532,454.00	1,132,046.64	911,641.	488,765.86
	Total Expenditures - Water And Sewer	363,635.61	8,871,728.55	5,227,681.28	2,532,867.94	1,111,179.33
	Net Profit or (-Loss)	1,004,209.44	(1,012,622.00)	(535,668.83)	(2,532,867.94)	2,055,914.77

Fund : **415** **Natural Gas** Monthly Comparative: 66.67%

Account Number	Account Description	MTD Actual	Total Budget	YTD Actual	YTD Enc	Budget Balance
415-33195	Other Grants	375.00	0.00	375.00	0.00	(375.00)
415-36110	Interest Earnings - Savings Accounts	0.00	85,000.00	0.00	0.00	85,000.00
Public Enterprise Revenue						
415-37190	Other Operating Revenues - Water	174.49	4,500.00	1,339.51	0.00	3,160.49
415-37191	Forfeited Discounts And Penalt	1,707.58	10,000.00	4,758.94	0.00	5,241.06
415-37193	Servicing Customer Installatio	2,580.00	2,500.00	2,580.00	0.00	(80.00)
415-37199	Miscellaneous	300.00	0.00	2,819.63	0.00	(2,819.63)
415-37411	Metered Residential Gas Sales	289,077.84	840,000.00	684,785.00	0.00	155,215.00
415-37412	Meter Commercial And Industrial	645,038.65	4,731,000.00	3,611,475.23	0.00	1,119,524.77
415-37493	Servicing Customer Installatio	0.00	0.00	50.00	0.00	(50.00)
415-37495	Installation Charge	275.00	2,500.00	2,125.00	0.00	375.00
415-37499	Miscellaneous	0.00	0.00	37.07	0.00	(37.07)
415-37910	Interest Earnings	14,832.95	70,000.00	135,163.26	0.00	(65,163.26)
	Tot Public Enterprise Revenue	953,986.51	5,660,500.00	4,445,133.64	0.00	1,215,366.36
	Total Revenues - Natural Gas	954,361.51	5,745,500.00	4,445,508.64	0.00	1,299,991.36
415-52400-111	Salaries Permanent Hourly - Natural	24,895.41	378,500.00	213,550.91	0.00	164,949.09
415-52400-121	Wages Hourly - Natural Gas	33,527.57	427,300.00	258,264.16	0.00	169,035.84
415-52400-123	Overtime Hourly - Overtime Hourly -	5,971.47	25,000.00	28,626.29	0.00	(3,626.29)
415-52400-135	Longevity Pay -	0.00	7,890.00	7,890.00	0.00	0.00
415-52400-137	Education Incentive -	624.42	8,500.00	5,623.10	0.00	2,876.90
415-52400-141	Fica Employer's Share - Natural Gas	4,859.62	67,000.00	40,388.34	0.00	26,611.66
415-52400-142	Hospital/Health Insurance - Natural	12,149.92	167,000.00	105,411.44	0.00	61,588.56
415-52400-143	Retirement - Current - Natural Gas	5,859.06	48,000.00	25,244.78	0.00	22,755.22
415-52400-146	Workmen's Compensation Ins - Natu	0.00	4,000.00	945.45	0.00	3,054.55
415-52400-161	Board And Committee Members - Na	0.00	12,400.00	6,200.00	0.00	6,200.00
	Natural Gas	87,887.47	1,145,590.00	692,144.47	0.00	453,445.53
415-52400-211	Postage, Box Rent, Etc - Natural Gas	457.20	8,000.00	3,499.97	0.00	4,500.03
415-52400-221	Printing, Stationery, Publicat - Natur	0.00	500.00	0.00	0.00	500.00
415-52400-233	Subscriptions -	0.00	200.00	0.00	0.00	200.00
415-52400-235	Memberships/Registration Fees - Na	254.83	16,000.00	8,956.81	0.00	7,043.19
415-52400-237	Advertising - Natural Gas	0.00	350.00	0.00	0.00	350.00
415-52400-239	Natural Gas - Dues and membership	0.00	4,000.00	1,953.93	0.00	2,046.07
415-52400-241	Electric - Natural Gas	772.09	11,000.00	7,619.51	0.00	3,380.49
415-52400-242	Water Service - Natural Gas	476.25	3,500.00	2,516.04	0.00	983.96
415-52400-244	Gas - Gas - Natural Gas	659.51	4,000.00	1,400.99	0.00	2,599.01
415-52400-245	Telephone -	874.47	14,000.00	8,010.39	71.81	5,917.80
415-52400-252	Legal Services - Natural Gas	0.00	6,000.00	3,636.26	0.00	2,363.74
415-52400-253	Accounting Audit Services - Natural	0.00	5,200.00	5,200.00	0.00	0.00
415-52400-254	Architectural, Engineering - Natural	771.10	15,000.00	12,492.03	0.00	2,507.97
415-52400-255	Data Processing Services - Natural G	18.43	8,500.00	6,745.56	0.00	1,754.44
415-52400-259	Other Professional Service - Natural	7,327.31	50,000.00	42,241.79	0.00	7,758.21
415-52400-261	Repair/Maintenance Motor Vehic - N	1,107.27	10,000.00	4,095.08	31.07	5,873.85
415-52400-262	Repair/Maintenance Equipment - Na	1,125.00	14,000.00	9,850.24	0.00	4,14

Fund : **415** **Natural Gas** Monthly Comparative: 66.67%

Account Number	Account Description	MTD Actual	Total Budget	YTD Actual	YTD Enc	Budget Balance
415-52400-269	Repair/Maintenance Other - Natural	712.42	8,000.00	1,266.66	489.57	6,243.77
415-52400-280	Travel - Natural Gas	118.34	4,000.00	2,074.89	0.00	1,925.11
415-52400-310	Office Supplies Materials - Natural G	70.29	4,000.00	1,997.15	0.00	2,002.85
415-52400-320	Operating Supplies - Natural Gas	7,646.88	80,000.00	57,074.85	6,400.00	16,525.15
415-52400-326	Clothing/Uniforms - Natural Gas	71.10	5,000.00	1,377.46	0.00	3,622.54
415-52400-331	Gas/Oil/Diesel Fuel - Natural Gas	1,843.68	18,000.00	9,632.26	0.00	8,367.74
415-52400-391	Natural Gas - Meters	1,174.62	100,000.00	46,851.58	0.00	53,148.42
415-52400-510	Insurance - General - Natural Gas	3,077.89	22,000.00	18,252.59	0.00	3,747.41
415-52400-533	Natural Gas - Winter Storm Fern	2,771.99	0.00	2,814.85	0.00	(2,814.85)
415-52400-541	Provision For Depreciation - Natural	20,190.72	225,000.00	161,900.42	0.00	63,099.58
415-52400-592	Payment In Lieu Of Taxes - Payment	0.00	80,000.00	0.00	0.00	80,000.00
415-52400-631	Interest On Bonded Debt - Natural C	0.00	5,500.00	5,497.68	0.00	2.32
415-52400-741	Natural Gas - Bad Debt Expense	0.00	4,000.00	0.00	0.00	4,000.00
415-52400-799	Sundry - Grants, Contributions - Nat	518.90	2,600.00	2,256.67	0.00	343.33
415-52400-921	Natural Gas - Administrative Comput	0.00	1,000.00	0.00	0.00	1,000.00
415-52400-924	Information Technology - Gas	1,039.62	10,492.00	2,886.38	1,379.12	6,226.50
415-52400-935	Natural Gas - Capital Outlay - Buildir	0.00	5,000.00	0.00	0.00	5,000.00
415-52400-941	Natural Gas - Grant Expenditures	0.00	0.00	850.00	0.00	(850.00)
415-52400-942	Capital Outlay-Equipment -	0.00	88,610.00	28,385.33	23,428.66	36,796.01
415-52411-351	Purchased Gas - Natural Gas Purcha	565,352.75	3,810,000.00	3,025,128.78	0.00	784,871.22
	Tot Natural Gas - Natural Gas	618,432.66	4,643,452.00	3,486,466.15	31,800.23	1,125,185.62
	Total Expenditures - Natural Ga	706,320.13	5,789,042.00	4,178,610.62	31,800.23	1,578,631.15
	Net Profit or (-Loss)	248,041.38	(43,542.00)	266,898.02	(31,800.23)	(278,639.79)

Fund : **612** **Parks, Recreation, Community Center** Monthly Comparative: 66.67%

Account Number	Account Description	MTD Actual	Total Budget	YTD Actual	YTD Enc	Budget Balance
612-33195	Other Grants	150.00	0.00	150.00	0.00	(150.00)
612-33490	Other State Grants	55,146.49	1,650,012.00	192,239.93	0.00	1,457,772.07
612-35200	Rental Fees And Other Sources	200.00	0.00	3,420.00	0.00	(3,420.00)
612-36100	Interest Earnings	114.14	1,500.00	920.01	0.00	579.99
612-36400	Transfer From General Transfer Fron	18,790.75	225,489.00	150,326.00	0.00	75,163.00
612-36600	Special Events	0.00	0.00	25.00	0.00	(25.00)
612-36700	Contri And Donation From Priva	0.00	7,000.00	225.00	0.00	6,775.00
612-37199	Special Events Miscellaneous Fees	0.00	3,800.00	350.00	0.00	3,450.00
Total Revenues - No Object Cod		74,401.38	1,887,801.00	347,655.94	0.00	1,540,145.06
612-44400-111	Recreation - Salaries - Permanent Er	4,887.57	64,000.00	40,423.53	0.00	23,576.47
612-44400-121	Recreation - Wages - Permanent Em	1,243.49	16,410.00	8,854.50	0.00	7,555.50
612-44400-123	Recreation - Overtime	0.00	5,000.00	455.63	0.00	4,544.37
612-44400-135	Recreation - Longevity	0.00	455.00	455.00	0.00	0.00
612-44400-137	Recreation - Education Incentive	28.10	400.00	231.82	0.00	168.18
612-44400-141	Recreation - Oasi (Employer's Share	444.76	6,600.00	3,903.24	0.00	2,696.76
612-44400-142	Recreation - Hospital And Health Ins	876.15	11,600.00	7,177.44	0.00	4,422.56
612-44400-143	Recreation - Retirement - Current	176.25	2,500.00	1,456.01	0.00	1,043.99
612-44400-146	Recreation - Workmen's Compensati	0.00	2,600.00	1,368.63	0.00	1,231.37
Total Recreation Personnel		7,656.32	109,565.00	64,325.80	0.00	45,239.20
612-44400-235	Recreation - Memberships, Registrat	0.00	1,000.00	0.00	0.00	1,000.00
612-44400-236	Recreation - Public Relation	0.00	15,000.00	10,500.00	0.00	4,500.00
612-44400-239	Recreation - Dues & memberships	0.00	1,000.00	970.56	0.00	29.44
612-44400-241	Recreation - Electric	1,455.08	18,000.00	8,635.35	0.00	9,364.65
612-44400-242	Recreation - Water	897.17	9,000.00	8,675.83	0.00	324.17
612-44400-244	Recreation - Gas	0.00	500.00	0.00	0.00	500.00
612-44400-245	Recreation - Telephone And Telegrap	79.88	1,900.00	1,286.88	71.81	541.31
612-44400-252	Recreation - Legal Services	0.00	2,500.00	852.45	0.00	1,647.55
612-44400-253	Recreation - Accounting And Auditin	0.00	3,830.00	3,830.00	0.00	0.00
612-44400-255	Recreation - Data Processing Service	7.37	6,100.00	6,058.24	0.00	41.76
612-44400-259	Recreation - Other Professional Serv	22.91	3,000.00	2,045.68	0.00	954.32
612-44400-260	Recreation - Repair And Maintenan	0.00	1,500.00	190.34	0.00	1,309.66
612-44400-261	Recreation - Repair And Maintenan	0.00	2,000.00	36.08	0.00	1,963.92
612-44400-265	Recreation - Repair And Maintenan	0.00	5,000.00	0.00	0.00	5,000.00
612-44400-280	Recreation - Travel	0.00	500.00	0.00	0.00	500.00
612-44400-310	Recreation - Office Supplies And Mat	0.00	750.00	48.25	0.00	701.75
612-44400-320	Recreation - Operating Supplies	44.38	9,000.00	8,705.67	719.02	(424.69)
612-44400-331	Recreation - Gas, Oil, Diesel Fuel, Gr	29.53	500.00	283.89	0.00	216.11
612-44400-510	Recreation - Insurance	0.00	12,200.00	12,861.86	0.00	(661.86)
612-44400-533	Recreation - Winter Storm Fern	338.32	0.00	338.32	0.00	(338.32)
612-44400-924	Information Technology - Parks, Rec	222.56	5,792.00	1,800.35	979.12	3,012.53
612-44400-935	Recreation - Buildings	0.00	2,545.00	0.00	3,000.00	(455.00)
612-44400-941	Recreation - Grant expenditures - ca	0.00	0.00	340.00	0.00	(340.00)

Fund : 612 Parks, Recreation, Community Center		Monthly Comparative:					66.67%
Account Number	Account Description	MTD Actual	Total Budget	YTD Actual	YTD Enc	Budget Balance	
612-44400-942	Recreation - Vehicles	0.00	0.00	0.00	1,479.00	(1,479.00)	
	Recreation - Total	10,753.52	211,182.00	131,785.55	6,248.95	73,147.50	
	Community Center						
612-44550-241	Community Center - Electric	1,180.25	18,000.00	14,066.86	0.00	3,933.14	
612-44550-242	Community Center - Water	174.91	3,000.00	1,378.46	0.00	1,621.54	
612-44550-244	Community Center - Gas	3,128.41	9,000.00	4,798.83	0.00	4,201.17	
612-44550-245	Community Center - Telephone	68.13	3,600.00	2,373.09	0.00	1,226.91	
612-44550-259	Community Center - Other Professio	442.23	6,000.00	2,296.92	0.00	3,703.08	
612-44550-260	Community Center - Repair & Maint	0.00	420.00	419.54	0.00	0.46	
612-44550-262	Community Center - Rep & Maint Bu	0.00	600.62	600.62	0.00	0.00	
612-44550-320	Operating Supplies -	35.97	4,500.00	1,800.97	0.00	2,699.03	
612-44550-935	Buildings & improvements - Parks, R	0.00	3,979.38	0.00	0.00	3,979.38	
612-44550-941	Grant expenditures - Community Cer	58,290.65	1,817,012.00	155,337.86	1,922,201.	(260,526.94)	
	Community Center - Total	63,320.55	1,866,112.00	183,073.15	1,922,	(239,162.23)	
	Total Expenditures -	74,074.07	2,077,294.00	314,858.70	1,928,	(166,014.73)	
					450.03		
	Net Profit or (-Loss)	327.31	(189,493.00)	32,797.24	(1,928,450.	1,706,159.79	

Fund: 110 General Fund

AccountNumber	Account Description	Beginning Balance	Debits	Credits	Ending Balance
Assets					
110-11100-	Cash On Hand	200.00	2,354,114.97	2,354,114.97	200.00
110-11211-	General Fund Checking	1,788,746.29	7,603,589.54	6,746,703.61	2,645,632.22
110-11212-	Heritage - Payroll	1,053.85	2,492,199.18	2,490,832.76	2,420.27
110-11213-	Heritage - Sex Offender Registry	5,086.36	636.53	0.00	5,722.89
110-11219-	United Community - General Construction	951,083.33	604,220.58	950,000.02	605,303.89
110-11221-	First Farmers General Fund Savings	1,155,462.52	33,906.46	8,285.23	1,181,083.75
110-11250-	Reliant-General Fund Checking	0.00	0.04	0.00	0.04
110-11252-	Sex Offender Registry	150.00	0.00	0.00	150.00
110-11400-	Petty Cash	100.00	0.00	0.00	100.00
110-11405-	Credit Card Receivable	744.12	17,281.74	18,025.86	0.00
110-13111-	Taxes Receivable - Current	3,143,958.27	0.00	0.00	3,143,958.27
110-13112-	Estimated Uncollectible Curren	(31,439.58)	0.00	0.00	(31,439.58)
110-13114-	Deliquent Property Taxes	151,486.95	0.00	0.00	151,486.95
110-13290-	Other Accounts Receivable	0.00	6,824.98	7,551.45	(726.47)
110-13431-	Notes Receivable - Grants - No.-1	0.00	1,050,000.00	600,000.00	450,000.00
110-13617-	Due From Sanitation - General Fund	0.00	193,615.89	193,615.89	0.00
110-13643-	Due From Water And Sewer Fund	0.00	731,139.04	731,139.04	0.00
110-13645-	Due From Natural Gas Fund	0.00	629,679.49	629,679.49	0.00
110-13662-	Due from Parks, Rec, and Community Center	0.00	60,662.61	60,662.61	0.00
110-13740-	Due From State Of Tenn - State	126,790.72	0.00	126,790.72	0.00
110-13760-	Due From County Gov't - Cty-Sh	194,522.92	0.00	194,522.92	0.00
110-22120-	Other Revenue Collected In Advance	0.00	109.00	109.00	0.00
Total Assets		7,487,945.75	15,777,980.05	15,112,033.57	8,153,892.23
Total Assets and Deferred Outflows of Resources		7,487,945.75	15,777,980.05	15,112,033.57	8,153,892.23
Liabilities					
110-21120-	Accounts Payable	(28,724.13)	3,286,529.74	3,257,805.61	0.00
110-21160-	Due To Property Owners	(51.55)	0.00	0.00	(51.55)
110-21171-	Accured Payroll At Year End	(64,584.07)	64,584.07	0.00	0.00
110-21175-	Child Support	0.00	7,273.28	7,273.28	0.00
110-21211-	Social Security Taxes Payable	(711.44)	493,313.74	492,602.30	0.00
110-21212-	Withholding Taxes Payable	(50.00)	275,262.65	275,212.65	0.00
110-21224-	Due to Colonial FSA	(7,115.35)	12,235.56	12,235.56	(7,115.35)
110-21226-	Due To Mutual Of Omaha - Voluntary Ded	1,612.56	9,382.60	8,998.48	1,996.68
110-21227-	Due To Cigna	49,434.74	47,255.97	50,663.31	46,027.40
110-21229-	Due To Colonial Life-Vol - General Fund	1,355.05	29,701.80	27,944.81	3,112.04
110-21242-	Due To Empower	2,325.14	306,258.79	306,258.79	2,325.14
110-21251-	Due to Southern States Police Benevolent	0.00	1,483.08	1,483.08	0.00

Fund: 110 General Fund

AccountNumber	Account Description	Beginning Balance	Debits	Credits	Ending Balance
110-21255-	Professional Due Payable No.-5	0.00	5,595.00	5,595.00	0.00
110-21290-	Other Payroll Deductions Payab	0.00	1,145.46	1,145.46	0.00
110-21310-	Property tax overpayments	109.77	1.00	2,049.49	(1,938.72)
110-21417-	Due to Parks & Recreation	0.00	200.00	200.00	0.00
110-21443-	Due To Water And Sewer Fund	0.00	5,250.00	5,250.00	0.00
110-22091-	Deferred Prop Tax - Next Year - General Fund	(3,120,552.49)	0.00	0.00	(3,120,552.49)
110-22092-	Deferred Revenue	(155,266.71)	155,266.71	0.00	0.00
110-22099-	Property taxes - unavailable	(130,848.00)	0.00	0.00	(130,848.00)
110-23220-	Interfund Payable-Gas Fund	(300,000.00)	100,000.00	0.00	(200,000.00)
110-27100-	Fund Balance - Unappropriated	(3,750,157.72)	0.00	2.04	(3,750,159.76)
110-27600-	Reserve For Encumbrances - Prior Year	15,278.45	0.00	0.00	15,278.45
	Total Liabilities	(7,487,945.75)	4,800,739.45	4,454,719.86	(7,141,926.16)
	Total Liabilities, Deferred Inflows of Resources, and Net Revenue\Expenditures	(7,487,945.75)	4,800,739.45	4,454,719.86	(7,141,926.16)
		0.00	4,896,366.62	5,908,332.69	(1,011,966.07)
	Total Net Revenue\Expenditures	0.00	4,896,366.62	5,908,332.69	(1,011,966.07)
	Total	0.00	4,896,366.62	5,908,332.69	(1,011,966.07)
Fund Totals: 110		0.00	25,475,086.12	25,475,086.12	0.00

Fund: 121 State Street Aid

AccountNumber	Account Description	Beginning Balance	Debits	Credits	Ending Balance
Assets					
121-11100-	Cash On Hand	0.00	501,806.00	501,806.00	0.00
121-11321-	Heritage State Street Aid Checking	187,737.95	665,915.32	526,579.58	327,073.69
121-11322-	FFMB State Street Aid Savings	69,943.40	2,120.97	1,893.78	70,170.59
121-13740-	Due From State Of Tenn - State Rev Alloc	550,637.56	0.00	550,637.56	0.00
Total Assets		808,318.91	1,169,842.29	1,580,916.92	397,244.28
Total Assets and Deferred Outflows of Resources		808,318.91	1,169,842.29	1,580,916.92	397,244.28
Liabilities					
121-21120-	Accounts Payable	(349,738.85)	526,579.58	176,840.73	0.00
121-27100-	Fund Balance - Unappropriated	75,583.64	0.00	0.00	75,583.64
Total Liabilities		(274,155.21)	526,579.58	176,840.73	75,583.64
121-22092-	Deferred Revenue	(534,163.70)	534,163.70	0.00	0.00
Total Deferred Inflows of Resources		(534,163.70)	534,163.70	0.00	0.00
Total Liabilities, Deferred Inflows of Resources, and Net Revenue\Expenditures		(808,318.91)	1,060,743.28	176,840.73	75,583.64
Net Revenue\Expenditures		0.00	193,581.51	666,409.43	(472,827.92)
Total Net Revenue\Expenditures		0.00	193,581.51	666,409.43	(472,827.92)
Total		0.00	193,581.51	666,409.43	(472,827.92)
Fund Totals: 121		0.00	2,424,167.08	2,424,167.08	0.00

Fund: 123 Solid Waste/Sanitation

AccountNumber	Account Description	Beginning Balance	Debits	Credits	Ending Balance
Assets					
123-11100-	Cash On Hand	0.00	413,012.14	413,012.14	0.00
123-11211-	Heritage Sanitation Checking	232,531.43	440,063.41	457,505.39	215,089.45
123-11212-	Sanitation Construction	161,193.41	3,955.58	0.00	165,148.99
123-11405-	Credit Card Receivable	21.14	15,174.85	15,195.99	0.00
123-13221-	Accounts Receivable - Customers	63,663.78	431,027.46	432,300.61	62,390.63
123-13222-	Est Uncollect Accts Rec-Custom	(8,676.52)	6,448.03	38.50	(2,266.99)
123-13260-	Returned Checks Receivable	0.00	783.03	783.03	0.00
123-13333-	Unbilled receivables	25,167.40	0.00	0.00	25,167.40
123-14600-	Prepaid Expense	0.00	211.39	0.00	211.39
123-16000-	Sanitation Equipment	629,511.04	0.00	0.00	629,511.04
123-17000-	Accumulated Depreciation	(434,977.81)	0.00	24,358.42	(459,336.23)
Total Assets		668,433.87	1,310,675.89	1,343,194.08	635,915.68
Total Assets and Deferred Outflows of Resources		668,433.87	1,310,675.89	1,343,194.08	635,915.68
Liabilities					
123-21120-	Accounts Payable	(18,504.86)	262,552.99	244,048.13	0.00
123-21170-	Payroll Payable To Gen Fund	0.00	193,615.89	193,615.89	0.00
123-21171-	Accrued Payroll At Year End	(5,380.88)	5,380.88	0.00	0.00
123-21226-	Due To Mutual Of Omaha	(1,198.15)	0.00	0.00	(1,198.15)
123-21441-	Due To Water Fund	0.00	163.20	163.20	0.00
123-21850-	Accrued Vacation Leave	(4,149.83)	0.00	0.00	(4,149.83)
123-21851-	Accrued vacation leave - current	(4,917.83)	0.00	0.00	(4,917.83)
123-23100-	Bonds Payable	(132,000.00)	0.00	0.00	(132,000.00)
123-23300-	Bond premiums	(6,844.00)	0.00	0.00	(6,844.00)
123-27100-	Fund Balance - Unappropriated	(504,210.73)	81.60	81.60	(504,210.73)
123-27600-	Reserve For Encumbrances - Prior Year	8,772.41	0.00	0.00	8,772.41
Total Liabilities		(668,433.87)	461,794.56	437,908.82	(644,548.13)
Total Liabilities, Deferred Inflows of Resources, and		(668,433.87)	461,794.56	437,908.82	(644,548.13)
Net Revenue\Expenditures		0.00	452,273.54	443,641.09	8,632.45
Total Net Revenue\Expenditures		0.00	452,273.54	443,641.09	8,632.45
Total		0.00	452,273.54	443,641.09	8,632.45
Fund Totals: 123		0.00	2,224,743.99	2,224,743.99	0.00

Fund: 124 Industrial Development

AccountNumber	Account Description	Beginning Balance	Debits	Credits	Ending Balance
	Assets				
124-11211-	Heritage Industrial Development Checking	16,635.28	110.61	0.00	16,745.89
	Total Assets	16,635.28	110.61	0.00	16,745.89
	Total Assets and Deferred Outflows of Resources	16,635.28	110.61	0.00	16,745.89
	Liabilities				
124-27100-	Fund Balance - Unappropriated	(16,635.28)	0.00	0.00	(16,635.28)
	Total Liabilities	(16,635.28)	0.00	0.00	(16,635.28)
	Total Liabilities, Deferred Inflows of Resources, and	(16,635.28)	0.00	0.00	(16,635.28)
	Net Revenue\Expenditures				
		0.00	0.00	110.61	(110.61)
	Total Net Revenue\Expenditures	0.00	0.00	110.61	(110.61)
	Total	0.00	0.00	110.61	(110.61)
Fund Totals: 124		0.00	110.61	110.61	0.00

Fund: 125 Drug Fund

AccountNumber	Account Description	Beginning Balance	Debits	Credits	Ending Balance
Assets					
125-11100-	Cash On Hand	0.00	7,077.50	7,077.50	0.00
125-11321-	Heritage Drug Fund Checking	73,424.63	7,783.92	8,788.85	72,419.70
125-11322-	Heritage - Confidential Drug Fund	1,978.75	13.15	0.00	1,991.90
125-13643-	Due From Water And Sewer Fund	0.00	2,000.00	2,000.00	0.00
Total Assets		75,403.38	16,874.57	17,866.35	74,411.60
Total Assets and Deferred Outflows of Resources		75,403.38	16,874.57	17,866.35	74,411.60
Liabilities					
125-21120-	Accounts Payable	(230.00)	8,558.72	8,328.72	0.00
125-27100-	Fund Balance - Unappropriated - Special Revenue Fund	(75,807.18)	0.00	0.00	(75,807.18)
125-27600-	Reserve For Encumbrances - Prior Year	633.80	0.00	0.00	633.80
Total Liabilities		(75,403.38)	8,558.72	8,328.72	(75,173.38)
Total Liabilities, Deferred Inflows of Resources, and Net Revenue\Expenditures		(75,403.38)	8,558.72	8,328.72	(75,173.38)
		0.00	8,558.85	7,797.07	761.78
Total Net Revenue\Expenditures		0.00	8,558.85	7,797.07	761.78
Total		0.00	8,558.85	7,797.07	761.78
Fund Totals: 125		0.00	33,992.14	33,992.14	0.00

Fund: 171 Capital Projects

AccountNumber	Account Description	Beginning Balance	Debits	Credits	Ending Balance
Assets					
171-11211-	United Community - Capital Projects	72,617.26	3,293,549.91	3,107,603.44	258,563.73
171-13740-	Due From State Of Tenn - State Rev Alloc	2,042,278.24	0.00	2,042,278.24	0.00
171-13770-	Due From Cty Gov't - Other Cty-Share Rev	165,607.50	0.00	165,607.50	0.00
Total Assets		2,280,503.00	3,293,549.91	5,315,489.18	258,563.73
Total Assets and Deferred Outflows of Resources		2,280,503.00	3,293,549.91	5,315,489.18	258,563.73
Liabilities					
171-21120-	Accounts Payable	(2,220,497.82)	3,205,559.42	985,061.60	0.00
171-22092-	Deferred Revenue	(2,042,278.24)	2,042,278.24	0.00	0.00
171-23220-	Capital Outlay Notes Payable	0.00	700,000.00	1,150,000.00	(450,000.00)
171-27100-	Fund Balance - Unappropriated	1,822,215.32	0.00	0.00	1,822,215.32
171-27600-	Reserve For Encumbrances - Prior Year	160,057.74	0.00	0.00	160,057.74
Total Liabilities		(2,280,503.00)	5,947,837.66	2,135,061.60	1,532,273.06
Total Liabilities, Deferred Inflows of Resources, and		(2,280,503.00)	5,947,837.66	2,135,061.60	1,532,273.06
Net Revenue\Expenditures					
		0.00	285,061.60	2,075,898.39	(1,790,836.79)
Total Net Revenue\Expenditures		0.00	285,061.60	2,075,898.39	(1,790,836.79)
Total		0.00	285,061.60	2,075,898.39	(1,790,836.79)
Fund Totals: 171		0.00	9,526,449.17	9,526,449.17	0.00

Fund: 210 Debt Service

AccountNumber	Account Description	Beginning Balance	Debits	Credits	Ending Balance
Assets					
210-11100-	Cash On Hand	0.00	169,702.50	169,702.50	0.00
210-11211-	Heritage - Debt Service Fund	201.47	181,765.17	181,729.50	237.14
Total Assets		201.47	351,467.67	351,432.00	237.14
Total Assets and Deferred Outflows of Resources		201.47	351,467.67	351,432.00	237.14
Liabilities					
210-21120-	Accounts Payable	0.00	129,844.50	129,844.50	0.00
210-27100-	Fund Balance - Unappropriated Debt Service	(201.47)	0.00	0.00	(201.47)
Total Liabilities		(201.47)	129,844.50	129,844.50	(201.47)
Total Liabilities, Deferred Inflows of Resources, and		(201.47)	129,844.50	129,844.50	(201.47)
Net Revenue\Expenditures					
		0.00	181,729.50	181,765.17	(35.67)
Total Net Revenue\Expenditures		0.00	181,729.50	181,765.17	(35.67)
Total		0.00	181,729.50	181,765.17	(35.67)
Fund Totals: 210		0.00	663,041.67	663,041.67	0.00

Fund: 413 Water And Sewer

AccountNumber	Account Description	Beginning Balance	Debits	Credits	Ending Balance
Assets					
413-11100-	Cash On Hand	100.00	2,897,423.34	2,897,423.34	100.00
413-11211-	Heritage - Water Wastewater Checking	444,677.92	5,228,315.91	5,198,843.61	474,150.22
413-11212-	Water Deposit Checking	284,767.25	53,188.33	42,518.50	295,437.08
413-11214-	United Community Water/Wastewater Construction	173,240.71	496,242.93	612,279.28	57,204.36
413-11216-	United Community - Wastewater overrun account	3,757,908.86	995,274.89	1,805,187.55	2,947,996.20
413-11217-	Meter Deposits Water Fund Water And Sewer	0.00	848.92	848.92	0.00
413-11221-	FFMB Water/Wastewater Savings	459,098.77	13,454.59	2,970.89	469,582.47
413-11222-	FFMB Water Deposit Savings	393,136.79	11,522.57	2,528.93	402,130.43
413-11223-	UCB Retainage	0.00	63,383.56	319.24	63,064.32
413-11227-	Clearing Account	1,000.00	0.00	0.00	1,000.00
413-11312-	Water Access Fees	181,717.26	121,218.86	0.00	302,936.12
413-11313-	Sewer Access Fees	104,427.87	47,794.98	0.00	152,222.85
413-11405-	Credit Card Receivable	298.11	88,530.07	88,828.18	0.00
413-12225-	Investment in CSA	1,891.33	0.00	0.00	1,891.33
413-13221-	Accounts Receivable - Customer	364,621.96	2,852,365.82	2,830,972.47	386,015.31
413-13222-	Est Uncollect Accts Rec-Custom - Water And Sewer	(35,139.54)	24,297.44	133.84	(10,975.94)
413-13260-	Returned Checks Receivable - Water And Sewer	0.00	3,953.13	3,953.13	0.00
413-13333-	Unbilled receivables	207,387.53	0.00	0.00	207,387.53
413-13611-	Due From General Fund	0.00	5,250.00	0.00	5,250.00
413-13655-	Due From Natural Gas	0.00	21,059.39	20,931.48	127.91
413-13710-	Due From Federal Government - Grants	359,322.83	0.00	352,256.25	7,066.58
413-13740-	Due From State Of Tenn -	56,990.31	0.00	12,312.31	44,678.00
413-13760-	Due From County Gov't - Cty-Shared Rev	186,675.14	0.00	68,523.14	118,152.00
413-13814-	Due From Sanitation	0.00	122.40	122.40	0.00
413-14100-	Inventory Of Supplies	425,957.10	0.00	0.00	425,957.10
413-14600-	Prepaid Expense	14,349.66	18,851.10	14,349.66	18,851.10
413-15190-	Other Prepaid Expenses	3,052.00	0.00	0.00	3,052.00
413-16101-	Land	680,316.32	0.00	0.00	680,316.32
413-16201-	City Garage-Building	141,521.08	0.00	0.00	141,521.08
413-16211-	Allow For Depr-Garage Bldg	(113,762.55)	0.00	2,245.28	(116,007.83)
413-16400-	Shared Equipment	386,042.61	0.00	0.00	386,042.61
413-16400-921	Shared Equipment - Computer & Office Equipment	16,970.76	0.00	0.00	16,970.76
413-16400-942	Equipment - Machinery and Equipment	55,800.85	0.00	0.00	55,800.85
413-16400-949	Shared Equipment - Vehicles	225,987.78	0.00	0.00	225,987.78
413-16410-	Allowance For Depr Shared Equipment	(66,865.01)	0.00	6,031.84	(72,896.85)
413-16410-921	Allowance For Depreciation - Equip (Cr) - Administrative	(16,484.48)	0.00	439.50	(16,923.98)
413-16410-942	Allowance For Depreciation - Equip (Cr) - Construction And	(25,473.25)	0.00	6,407.16	(31,880.41)
413-16410-949	Allowance For Depreciation - Equip (Cr) - Vehicles	(248,881.00)	0.00	21,998.42	(270,879.42)

Fund: 413 Water And Sewer

AccountNumber	Account Description	Beginning Balance	Debits	Credits	Ending Balance
413-16510-100	Construction In Progress-USDA - Additional Services	154,174.47	0.00	0.00	154,174.47
413-16510-200	Construction In Progress-USDA - Plant Rehab	14,839,998.64	612,268.23	151,632.05	15,300,634.82
413-16510-300	Construction In Progress-USDA - Trunk Line	83,497.10	0.00	0.00	83,497.10
413-16520-	Construction In Process-CDBG County	353,676.34	0.00	0.00	353,676.34
413-16530-	Construction In Process-CDBG City	876,424.81	0.00	0.00	876,424.81
413-16540-	Construction In Process-Water Plant Skid	97,600.00	0.00	0.00	97,600.00
413-16541-	Construction In Process-Residential Water Meter	25,200.00	0.00	0.00	25,200.00
413-16542-	Construction In Process-CDBG City Water Industrial	58,508.75	0.00	0.00	58,508.75
413-16543-	Construction In Process-Sewer Plant Manual	8,550.00	0.00	0.00	8,550.00
413-16544-	Construction In Process-CDBG County Sewer	19,800.00	0.00	0.00	19,800.00
413-16545-	Construction In Process -IPG Sewer	12,480.00	0.00	0.00	12,480.00
413-16550-	Construction In Process-ARPA - TDEC Water	318,022.95	0.00	0.00	318,022.95
413-16551-	Construction In Process - Sewer Model	193,396.48	0.00	0.00	193,396.48
413-16610-932	Water Plant In Operation - Water Plant & Equipment	9,316,317.49	0.00	0.00	9,316,317.49
413-16610-934	Water Plant In Operation - Distribution	5,868,526.69	69,151.50	0.00	5,937,678.19
413-16611-932	Allowance For Dep - Water Plant - Water Plant	(2,312,416.66)	0.00	177,222.49	(2,489,639.15)
413-16611-934	Allowance For Dep - Water - Collection and Drainage	(3,345,357.76)	0.00	130,422.55	(3,475,780.31)
413-16620-932	Sewer Plant In Operation - Utility Plant	12,884,550.02	0.00	0.00	12,884,550.02
413-16620-934	Sewer Plant In Operation - Drainage, Water Supply And	5,215,005.65	0.00	0.00	5,215,005.65
413-16621-932	Allowance For Dep - Sewer - Plant	(6,436,947.47)	0.00	174,802.98	(6,611,750.45)
413-16621-934	Allowance For Dep - Sewer - Collection and Drainage	(2,370,017.36)	0.00	82,506.18	(2,452,523.54)
Total Assets		44,281,645.11	13,624,517.96	14,709,011.57	43,197,151.50
Total Assets and Deferred Outflows of Resources		44,281,645.11	13,624,517.96	14,709,011.57	43,197,151.50
Liabilities					
413-21120-	Accounts Payable	(935,736.10)	4,924,065.12	4,632,108.72	(643,779.70)
413-21170-	Payroll Payable To Gen Fund	0.00	731,139.04	731,139.04	0.00
413-21171-	Accrued payroll at year end	(20,515.75)	20,515.75	0.00	0.00
413-21224-	Due to Colonial FSA	2,846.39	0.00	0.00	2,846.39
413-21226-	Due To Mutual Of Omaha	1,198.15	0.00	0.00	1,198.15
413-21415-	Due to Drug Fund	0.00	2,000.00	2,000.00	0.00
413-21521-	Due To State Dept Of Rev - Sal	0.00	115,308.82	115,308.82	0.00
413-21522-	Due To St Dept Of Rev Escheat - Water And Sewer	(3,334.97)	0.00	0.00	(3,334.97)
413-21850-	Accrued Vacation Leave	(15,830.81)	0.00	0.00	(15,830.81)
413-21851-	Accrued vacation leave - current	(18,760.61)	0.00	0.00	(18,760.61)
413-21910-	Customer Deposits	(344,664.29)	38,581.90	45,542.90	(351,625.29)
413-23111-	GO Bond Series 2021	(370,200.00)	0.00	0.00	(370,200.00)
413-23120-	Loan Payable - 2011 USDA Water Plant	(4,029,786.96)	70,212.05	0.00	(3,959,574.91)
413-23125-	Loan Payable - 2018 Sewer Plant Part 1	(6,489,944.49)	108,484.00	6,012.00	(6,387,472.49)

Fund: 413 Water And Sewer

AccountNumber	Account Description	Beginning Balance	Debits	Credits	Ending Balance
413-23130-	Loan Payable - 2022 USDA Sewer Plant Part 2	(1,824,303.18)	28,128.00	3,124.00	(1,799,299.18)
413-23220-	Capital Outlay Notes Payable-Vac Truck	(151,666.67)	13,286.00	5,497.68	(143,878.35)
413-23221-	\$1.2M Residential Meters UCB	(1,200,000.00)	35,200.47	0.00	(1,164,799.53)
413-23223-	Loan Payable - 2016 Mt Joy Project	(171,348.90)	2,677.03	40.24	(168,712.11)
413-23300-	Bond premiums	(21,719.00)	0.00	0.00	(21,719.00)
413-25100-	Contribution From Govern Unit	(97,836.15)	0.00	0.00	(97,836.15)
413-25200-	Contribution From Customers	(83,900.70)	0.00	0.00	(83,900.70)
413-25400-	Contribution From Other City F	(151,205.88)	0.00	0.00	(151,205.88)
413-25500-	Contribution From Federal Gove	(1,429,050.68)	0.00	0.00	(1,429,050.68)
413-27600-	Reserve For Encumbrances - Prior Year	3,848,874.68	0.00	0.00	3,848,874.68
413-28000-	Retained Earnings	(30,699,962.53)	365.32	365.32	(30,699,962.53)
413-28001-	Amortization Cap'l Grant	(74,796.66)	0.00	0.00	(74,796.66)
	Total Liabilities	(44,281,645.11)	6,089,963.50	5,541,138.72	(43,732,820.33)
	Total Liabilities, Deferred Inflows of Resources, and Net Revenue\Expenditures	(44,281,645.11)	6,089,963.50	5,541,138.72	(43,732,820.33)
		0.00	5,839,375.68	5,303,706.85	535,668.83
	Total Net Revenue\Expenditures	0.00	5,839,375.68	5,303,706.85	535,668.83
	Total	0.00	5,839,375.68	5,303,706.85	535,668.83
Fund Totals: 413		0.00	25,553,857.14	25,553,857.14	0.00

Fund: 415 Natural Gas

AccountNumber	Account Description	Beginning Balance	Debits	Credits	Ending Balance
Assets					
415-11100-	Cash On Hand	100.00	3,938,124.52	3,938,124.52	100.00
415-11211-	Heritage Gas Checking	772,040.37	3,973,991.43	4,155,064.42	590,967.38
415-11212-	Heritage Gas Deposit	330,077.94	25,202.01	24,698.82	330,581.13
415-11217-	Gas Construction United Community	263,758.73	1,642,535.70	1,000,848.92	905,445.51
415-11221-	FFMB Gas Savings	3,654,637.09	85,651.88	1,545,496.69	2,194,792.28
415-11223-	FFMB Gas Deposit Savings	403,825.65	11,933.17	2,760.00	412,998.82
415-11224-	Gas CD Heritage \$1M	0.00	1,015,196.98	0.00	1,015,196.98
415-11405-	Credit Card Receivable	2.62	17,859.64	17,862.26	0.00
415-12110-2	Gas CD 4418	12,685.20	0.00	0.00	12,685.20
415-12119-	Gas CD 3225	95,403.99	263.44	95,667.43	0.00
415-12225-	Investment in CSA	758.40	0.00	0.00	758.40
415-13221-	Accounts Receivable - Customer	379,478.76	4,420,383.70	3,861,898.59	937,963.87
415-13222-	Est Uncollect Accts Rec-Custom	(8,074.74)	3,942.90	0.00	(4,131.84)
415-13260-	Returned Checks Receivable - Natural Gas	0.00	896.12	896.12	0.00
415-13333-	Unbilled receivables	55,185.30	0.00	0.00	55,185.30
415-13616-	Interfund Receivable-General Fund	300,000.00	0.00	100,000.00	200,000.00
415-13740-	Due From State Of Tenn - State Rev Alloc	32,675.85	0.00	0.00	32,675.85
415-14130-	Inventory Of Material	105,307.37	0.00	0.00	105,307.37
415-14600-	Prepaid Expense	2,999.51	8,654.86	8,807.95	2,846.42
415-15190-	Other Prepaid Expenses	1,526.00	0.00	0.00	1,526.00
415-16101-	City Garage-Land	48,928.06	0.00	0.00	48,928.06
415-16201-	City Garage - Building	302,569.94	0.00	0.00	302,569.94
415-16400-949	Equipment - Vehicles	743,342.73	0.00	0.00	743,342.73
415-16500-	Construction In Progress - Natural Gas	35,244.48	0.00	0.00	35,244.48
415-16650-	Natural Gas Plant In Operation	186,945.04	0.00	0.00	186,945.04
415-16650-921	Natural Gas Plant In Operation - Administrative	55,309.26	0.00	0.00	55,309.26
415-16650-932	Natural Gas Plant & Operation - Plant	4,860.24	0.00	0.00	4,860.24
415-16650-934	Natural Gas Plant In Operation - Distribution	3,902,388.99	0.00	0.00	3,902,388.99
415-16651-	Allow For Dep - Nat Gas Plant	(2,557,328.66)	0.00	161,900.42	(2,719,229.08)
Total Assets		9,124,648.12	15,144,636.35	14,914,026.14	9,355,258.33
Total Assets and Deferred Outflows of Resources		9,124,648.12	15,144,636.35	14,914,026.14	9,355,258.33
Liabilities					
415-21120-	Accounts Payable	(8,522.58)	3,737,188.03	3,728,665.45	0.00
415-21170-	Payroll Payable To Gen Fund	0.00	629,679.49	629,679.49	0.00
415-21171-	Accrued Payroll At Year End	(17,150.22)	17,150.22	0.00	0.00
415-21221-	Due To Bcbs	(5,088.45)	0.00	0.00	(5,088.45)
415-21224-	Due to Colonial FSA	4,215.25	0.00	0.00	4,215.25

Fund: 415 Natural Gas

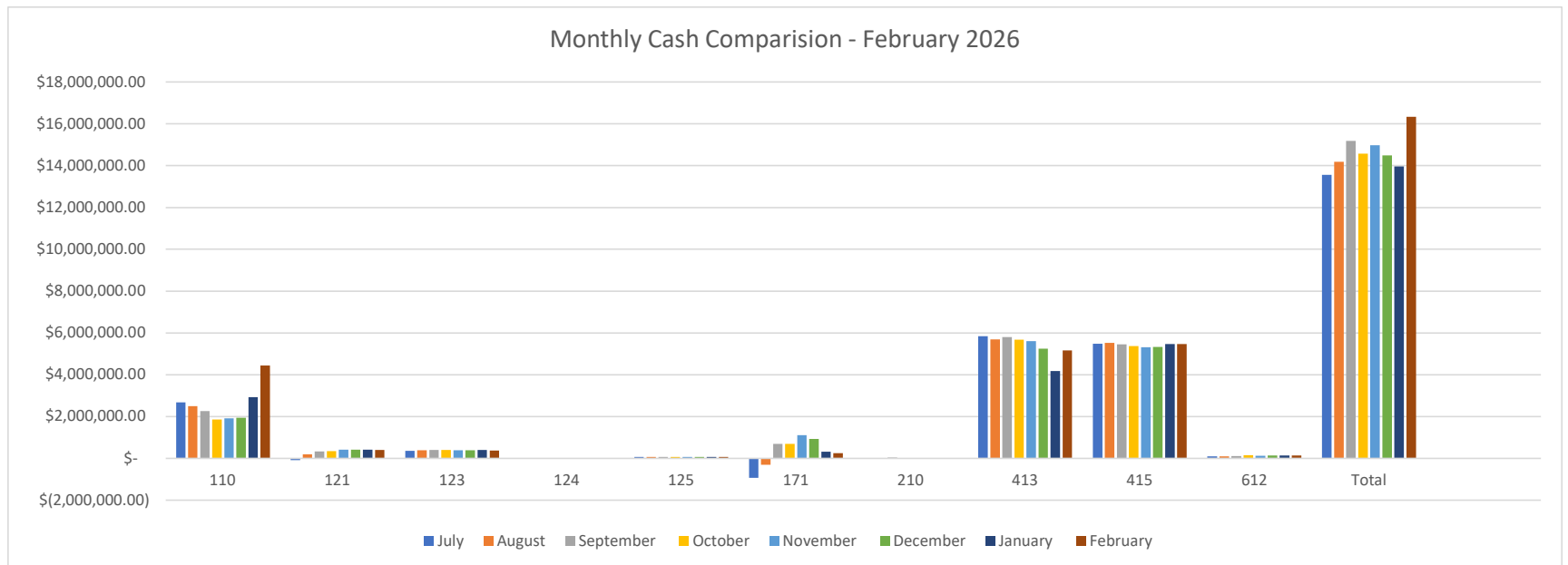
AccountNumber	Account Description	Beginning Balance	Debits	Credits	Ending Balance
415-21242-	Due To Icma - Due To Icma	(2,153.78)	0.00	0.00	(2,153.78)
415-21415-	Due To Water Fund - Due To Water Fund - Natural Gas	0.00	39,664.87	39,664.87	0.00
415-21521-	Due To State Dept Of Rev-Sa Tx	0.00	31,986.00	31,986.00	0.00
415-21850-	Accrued Vacation Leave	(13,364.33)	0.00	0.00	(13,364.33)
415-21851-	Accrued vacation leave - current	(15,837.66)	0.00	0.00	(15,837.66)
415-21910-	Customer Deposits	(635,596.47)	29,767.23	27,057.23	(632,886.47)
415-23220-	Capital Outlay Notes Payable-Vac Truck	(151,666.67)	13,286.00	5,497.68	(143,878.35)
415-25100-	Contribution From City Governm	5,943.91	0.00	0.00	5,943.91
415-25215-	Contributions From Cust - Natu	(35,242.50)	0.00	0.00	(35,242.50)
415-27600-	Reserve For Encumbrances - Prior Year	194,066.93	0.00	0.00	194,066.93
415-28000-	Retained Earnings	(8,342,783.06)	447.23	330.54	(8,342,666.37)
415-28200-	Gas Restricted Capital Improve - Gas Restricted Capital	(101,468.49)	0.00	0.00	(101,468.49)
	Total Liabilities	(9,124,648.12)	4,499,169.07	4,462,881.26	(9,088,360.31)
	Total Liabilities, Deferred Inflows of Resources, and Net Revenue\Expenditures	(9,124,648.12)	4,499,169.07	4,462,881.26	(9,088,360.31)
		0.00	4,461,017.67	4,727,915.69	(266,898.02)
	Total Net Revenue\Expenditures	0.00	4,461,017.67	4,727,915.69	(266,898.02)
	Total	0.00	4,461,017.67	4,727,915.69	(266,898.02)
Fund Totals: 415		0.00	24,104,823.09	24,104,823.09	0.00

Fund: 612 Parks, Recreation, Community Center

AccountNumber	Account Description	Beginning Balance	Debits	Credits	Ending Balance
Assets					
612-11100-	Cash On Hand	200.00	4,073.00	4,073.00	200.00
612-11211-	Heritage Parks & Rec Checking	162,278.80	387,236.02	409,456.82	140,058.00
612-11405-	Credit Card Receivable	200.00	2,900.00	3,100.00	0.00
612-13611-	Due From General Fund	0.00	200.00	0.00	200.00
612-13740-	Due From State Of Tenn - State Rev Alloc	58,113.14	0.00	58,113.14	0.00
612-15190-	Other Prepaid Expenses	10,000.00	6,500.00	10,000.00	6,500.00
Total Assets		230,791.94	400,909.02	484,742.96	146,958.00
Total Assets and Deferred Outflows of Resources		230,791.94	400,909.02	484,742.96	146,958.00
Liabilities					
612-21120-	Accounts Payable	(54,798.58)	324,533.37	269,734.79	0.00
612-21170-	Payroll Payable To Gen Fund	0.00	60,662.61	60,662.61	0.00
612-21171-	Accrued Payroll At Year End - Trust And Agency Fund	(1,719.46)	1,719.46	0.00	0.00
612-21224-	Due to Colonial FSA	288.45	0.00	0.00	288.45
612-21910-	Customer Deposits	720.00	4,125.00	2,125.00	2,720.00
612-22092-	Deferred Revenue	(58,113.14)	58,113.14	0.00	0.00
612-24400-	Reserve For Inventory Supplies	(3,667.00)	0.00	0.00	(3,667.00)
612-27100-	Fund Balance - Unappropriated	(118,102.57)	0.00	0.00	(118,102.57)
612-27600-	Reserve For Encumbrances - Prior Year	4,600.36	0.00	0.00	4,600.36
Total Liabilities		(230,791.94)	449,153.58	332,522.40	(114,160.76)
Total Liabilities, Deferred Inflows of Resources, and		(230,791.94)	449,153.58	332,522.40	(114,160.76)
Net Revenue\Expenditures					
		0.00	362,942.15	395,739.39	(32,797.24)
Total Net Revenue\Expenditures		0.00	362,942.15	395,739.39	(32,797.24)
Total		0.00	362,942.15	395,739.39	(32,797.24)
Fund Totals: 612		0.00	1,213,004.75	1,213,004.75	0.00

Cash Report for February 2026

Fund	Description	July	August	September	October	November	December	January	February
110	General Fund	\$ 2,682,285.70	\$ 2,487,398.74	\$ 2,264,042.49	\$ 1,859,023.37	\$ 1,906,278.03	\$ 1,949,484.05	\$ 2,926,619.40	\$ 4,440,613.06
121	State Street Aid	\$ (83,309.04)	\$ 202,128.56	\$ 333,858.68	\$ 341,844.80	\$ 425,925.43	\$ 420,164.71	\$ 422,115.97	\$ 397,244.28
123	Sanitation	\$ 362,553.24	\$ 388,757.84	\$ 398,992.38	\$ 397,885.24	\$ 387,865.72	\$ 391,469.48	\$ 408,046.59	\$ 380,238.44
124	Industrial Development	\$ 16,649.41	\$ 16,662.64	\$ 16,677.25	\$ 16,691.41	\$ 16,704.21	\$ 16,719.31	\$ 16,733.05	\$ 16,745.89
125	Drug Fund	\$ 74,717.90	\$ 74,681.97	\$ 75,137.62	\$ 72,221.38	\$ 72,372.61	\$ 72,176.09	\$ 74,235.85	\$ 74,237.38
171	Capital Projects Fund	\$ (930,754.57)	\$ (304,861.58)	\$ 693,213.46	\$ 695,433.64	\$ 1,111,578.21	\$ 924,538.69	\$ 326,982.51	\$ 258,563.73
210	Debt Service	\$ 12,230.95	\$ 208.40	\$ 40,066.58	\$ 236.36	\$ 236.54	\$ 236.77	\$ 236.96	\$ 237.14
413	Water & Sewer Fund	\$ 5,846,453.32	\$ 5,694,993.72	\$ 5,804,550.75	\$ 5,669,428.71	\$ 5,611,294.19	\$ 5,240,462.72	\$ 4,177,062.18	\$ 5,165,824.05
415	Gas Fund	\$ 5,487,247.25	\$ 5,516,320.86	\$ 5,449,163.39	\$ 5,375,237.46	\$ 5,309,755.55	\$ 5,328,511.04	\$ 5,463,676.50	\$ 5,462,767.30
612	Parks & Recreation	\$ 96,369.38	\$ 102,894.64	\$ 109,522.53	\$ 142,938.54	\$ 122,250.40	\$ 140,482.35	\$ 140,130.69	\$ 140,258.00
Total		\$ 13,564,443.54	\$ 14,179,185.79	\$ 15,185,225.13	\$ 14,570,940.91	\$ 14,964,260.89	\$ 14,484,245.21	\$ 13,955,839.70	\$ 16,336,729.27



Fund : 110		General Fund		Transaction Type: Journal Entry		Debit Amount	Credit Amount
Date:	Account Number	Transaction #	Description				
02/04/2026		740	Transaction Description: BB off 100, to record entry				
	110-11211		General Fund Checking		0.00		100.00
	110-11910		Cash Over And Short		100.00		0.00
			Transaction Total		100.00		100.00
02/09/2026		741	Transaction Description: 2.9.2026 transfers				
	110-11100		Cash On Hand		0.00		2,336.35
	110-11211		General Fund Checking		311.00		0.00
	110-11211		General Fund Checking		2,336.35		0.00
	110-11405		Credit Card Receivable		0.00		311.00
			Transaction Total		2,647.35		2,647.35
02/12/2026		783	Transaction Description: TR to Capital Acct				
	110-11211		General Fund Checking		0.00		600,000.00
	110-11219		United Community - General Construction		600,000.00		0.00
			Transaction Total		600,000.00		600,000.00
02/12/2026		787	Transaction Description: ARPA Grant reimb in wrong GL				
	110-21443		Due To Water And Sewer Fund		0.00		5,250.00
	110-31610		Local Sales Tax - Co. Trustee		5,250.00		0.00
			Transaction Total		5,250.00		5,250.00
02/17/2026		793	Transaction Description: 2.13 dt				
	110-11211		General Fund Checking		825.00		0.00
	110-11405		Credit Card Receivable		0.00		825.00
			Transaction Total		825.00		825.00
02/19/2026		794	Transaction Description: Fire Salary Supplement				
	110-11211		General Fund Checking		13,600.00		0.00
	110-33412		Fire Training Supplement - Fire Training		0.00		13,600.00
			Transaction Total		13,600.00		13,600.00
02/18/2026		795	Transaction Description: FFM Excess Funds				
	110-11211		General Fund Checking		346.25		0.00
	110-11221		First Farmers General Fund Savings		0.00		346.25
			Transaction Total		346.25		346.25

Fund : 110		General Fund		Transaction Type: Journal Entry		Debit Amount	Credit Amount
Date:	Account Number	Transaction #	Description				
02/20/2026		799	Transaction Description: Rental fee went to gen fund				
	110-21417		Due to Parks & Recreation		0.00		200.00
	110-32915		Alarm Reg Fees - General Fund		200.00		0.00
			Transaction Total		200.00		200.00
02/24/2026		808	Transaction Description: 110 Deffered Revenue recognized in this FY				
	110-13740		Due From State Of Tenn - State		0.00		64,916.55
	110-13760		Due From County Gov't - Cty-Sh		0.00		90,350.16
	110-22092		Deferred Revenue		155,266.71		0.00
			Transaction Total		155,266.71		155,266.71
02/25/2026		812	Transaction Description: deposit slips				
	110-11211		General Fund Checking		0.00		29.25
	110-41500-310		Finance & Administration - Office		29.25		0.00
			Transaction Total		29.25		29.25
02/25/2026		813	Transaction Description: Kate's cobra Feb 2026				
	110-11211		General Fund Checking		853.13		0.00
	110-13290		Other Accounts Receivable		0.00		853.13
			Transaction Total		853.13		853.13
02/25/2026		814	Transaction Description: cigna rounding				
	110-11211		General Fund Checking		0.00		0.02
	110-36100		Interest Earnings		0.02		0.00
			Transaction Total		0.02		0.02
02/26/2026		815	Transaction Description: To reclass per M. Haywood				
	110-41500-924		Information Technology - Administration		0.00		308.88
	110-41640-924		Data Processing - Information Technology		308.88		0.00
			Transaction Total		308.88		308.88
02/27/2026		846	Transaction Description: 2.28.2026 2892				
	110-11211		General Fund Checking		1,453.62		0.00
	110-36100		Interest Earnings		0.00		1,453.62
			Transaction Total		1,453.62		1,453.62

Fund : 110		General Fund		Transaction Type: Journal Entry		Debit Amount	Credit Amount
		Account Number	Description				
Date:	02/28/2026	Transaction #	862	Transaction Description: 2/28 2906 int			
		110-11212		Heritage - Payroll	9.82	0.00	
		110-36100		Interest Earnings	0.00	9.82	
				Transaction Total	9.82	9.82	
Date:	02/28/2026	Transaction #	865	Transaction Description: 2.28 int			
		110-11219		United Community - General Construction	915.69	0.00	
		110-36100		Interest Earnings	0.00	915.69	
				Transaction Total	915.69	915.69	
Date:	02/28/2026	Transaction #	867	Transaction Description: 2.28 int			
		110-11219		United Community - General Construction	819.52	0.00	
		110-36100		Interest Earnings	0.00	819.52	
				Transaction Total	819.52	819.52	
Date:	02/28/2026	Transaction #	870	Transaction Description: 2.28 int			
		110-11213		Heritage - Sex Offender Registry	4.39	0.00	
		110-36100		Interest Earnings	0.00	4.39	
				Transaction Total	4.39	4.39	
Date:	02/28/2026	Transaction #	875	Transaction Description: 2.28 FFM			
		110-11221		First Farmers General Fund Savings	2,967.55	0.00	
		110-36100		Interest Earnings	0.00	2,967.55	
				Transaction Total	2,967.55	2,967.55	
		Total For Fund: 110			785,597.18	785,597.18	

Fund : 121		State Street Aid		Transaction Type: Journal Entry		Debit Amount	Credit Amount
		Account Number	Description			Debit Amount	Credit Amount
Date:	02/18/2026	Transaction #	795	Transaction Description: FFM Excess Funds			
		121-11321	Heritage State Street Aid Checking			620.77	0.00
		121-11322	FFMB State Street Aid Savings			0.00	620.77
			Transaction Total			620.77	620.77
Date:	02/24/2026	Transaction #	809	Transaction Description: 121 Deffered Revenue recognized in this FY			
		121-13740	Due From State Of Tenn - State Rev Alloc			0.00	534,163.70
		121-22092	Deferred Revenue			27,160.36	0.00
		121-22092	Deferred Revenue			457,713.20	0.00
		121-22092	Deferred Revenue			33,861.27	0.00
		121-22092	Deferred Revenue			15,428.87	0.00
			Transaction Total			534,163.70	534,163.70
Date:	02/28/2026	Transaction #	858	Transaction Description: 2.28 2922 int			
		121-11321	Heritage State Street Aid Checking			273.64	0.00
		121-36100	Interest Earnings			0.00	273.64
			Transaction Total			273.64	273.64
Date:	02/28/2026	Transaction #	875	Transaction Description: 2.28 FFM			
		121-11322	FFMB State Street Aid Savings			176.31	0.00
		121-36100	Interest Earnings			0.00	176.31
			Transaction Total			176.31	176.31
		Total For Fund: 121				535,234.42	535,234.42

Fund : 123		Solid Waste/Sanitation		Transaction Type: Journal Entry		Debit Amount	Credit Amount
Date:	Account Number	Description	Debit Amount	Credit Amount			
Date: 02/09/2026	Transaction # 741	Transaction Description: 2.9.2026 transfers					
	123-11100	Cash On Hand	0.00	2,834.79			
	123-11211	Heritage Sanitation Checking	171.00	0.00			
	123-11211	Heritage Sanitation Checking	2,834.79	0.00			
	123-11405	Credit Card Receivable	0.00	171.00			
		Transaction Total	3,005.79	3,005.79			
Date: 02/17/2026	Transaction # 792	Transaction Description: PEP Building Ins Prepaid 2026					
	123-14600	Prepaid Expense	211.39	0.00			
	123-43200-510	Insurance General (Tml) -	0.00	211.39			
		Transaction Total	211.39	211.39			
Date: 02/17/2026	Transaction # 793	Transaction Description: 2.13 dt					
	123-11100	Cash On Hand	0.00	3,663.49			
	123-11211	Heritage Sanitation Checking	3,663.49	0.00			
	123-11211	Heritage Sanitation Checking	178.80	0.00			
	123-11405	Credit Card Receivable	0.00	178.80			
		Transaction Total	3,842.29	3,842.29			
Date: 02/19/2026	Transaction # 797	Transaction Description: wrong entry					
	123-13221	Accounts Receivable - Customers	0.00	40.80			
	123-27100	Fund Balance - Unappropriated	40.80	0.00			
		Transaction Total	40.80	40.80			
Date: 02/23/2026	Transaction # 803	Transaction Description: Billing - Journal - Service					
	123-13221	Accounts Receivable - Customers	0.00	40.00			
	123-34410	Solid Waste Collection Charges	40.00	0.00			
		Transaction Total	40.00	40.00			
Date: 02/23/2026	Transaction # 805	Transaction Description: to correct Maury Co. Fire					
	123-13221	Accounts Receivable - Customers	0.00	40.00			
	123-13260	Returned Checks Receivable	40.00	0.00			
		Transaction Total	40.00	40.00			

Fund : 123		Solid Waste/Sanitation		Transaction Type: Journal Entry		Debit Amount	Credit Amount
Date:	Account Number	Transaction #	Description				
02/23/2026		806	Transaction Description: returned ach's				
	123-11211		Heritage Sanitation Checking		0.00		115.33
	123-13260		Returned Checks Receivable		115.33		0.00
			Transaction Total		115.33		115.33
02/28/2026		821	Transaction Description: Billing - Service				
	123-13221		Accounts Receivable - Customers		1,784.60		0.00
	123-34410		Solid Waste Collection Charges		0.00		1,784.60
			Transaction Total		1,784.60		1,784.60
02/28/2026		822	Transaction Description: Billing - Service				
	123-13221		Accounts Receivable - Customers		11,196.00		0.00
	123-34410		Solid Waste Collection Charges		0.00		11,196.00
			Transaction Total		11,196.00		11,196.00
02/28/2026		826	Transaction Description: Billing - Service				
	123-13221		Accounts Receivable - Customers		40,481.20		0.00
	123-34410		Solid Waste Collection Charges		0.00		40,481.20
			Transaction Total		40,481.20		40,481.20
02/28/2026		837	Transaction Description: Penalty Applied - Penalty				
	123-13221		Accounts Receivable - Customers		503.29		0.00
	123-37191		Forfeited Discounts and Penalties		0.00		503.29
			Transaction Total		503.29		503.29
02/28/2026		842	Transaction Description: to correct Maury Fire trans				
	123-13221		Accounts Receivable - Customers		40.00		0.00
	123-34410		Solid Waste Collection Charges		0.00		40.00
			Transaction Total		40.00		40.00
02/28/2026		848	Transaction Description: Write Off				
	123-13221		Accounts Receivable - Customers		0.00		580.00
	123-13222		Est Uncollect Accts Rec-Custom		580.00		0.00
			Transaction Total		580.00		580.00

Fund : 123		Solid Waste/Sanitation		Transaction Type: Journal Entry		Debit Amount	Credit Amount
		Account Number	Description				
Date:	02/28/2026	Transaction #	850	Transaction Description: Write Off			
		123-13221		Accounts Receivable - Customers	0.00	5,825.63	
		123-13222		Est Uncollect Accts Rec-Custom	5,825.63	0.00	
				Transaction Total	5,825.63	5,825.63	
Date:	02/28/2026	Transaction #	852	Transaction Description: Write-Off			
		123-13221		Accounts Receivable - Customers	0.00	42.40	
		123-13222		Est Uncollect Accts Rec-Custom	42.40	0.00	
				Transaction Total	42.40	42.40	
Date:	02/28/2026	Transaction #	861	Transaction Description: 2.28 2930 int			
		123-11211		Heritage Sanitation Checking	193.10	0.00	
		123-36100		Sanitation Interest Sanitation Interest Special Re	0.00	193.10	
				Transaction Total	193.10	193.10	
Date:	02/28/2026	Transaction #	864	Transaction Description: 2.28 united interest			
		123-11212		Sanitation Construction	415.39	0.00	
		123-37910		Interest Earnings	0.00	415.39	
				Transaction Total	415.39	415.39	
Date:	02/28/2026	Transaction #	878	Transaction Description: Sanitation Equipment			
		123-17000		Accumulated Depreciation	0.00	2,271.37	
		123-43200-541		Sanitation Services - Provision For Depreciation	2,271.37	0.00	
				Transaction Total	2,271.37	2,271.37	
		Total For Fund: 123			70,628.58	70,628.58	

Template Name: LGC Defined Journal Entry Journal
Created By: LGC

City Of Mt. Pleasant
Journal Listing
February 2026

User:
Date/Time:

Section 8, Item A.
3/11/2026 9:47 AM
Page 8 of 30

Fund : 124 Industrial Development

Transaction Type: Journal Entry

		Account Number	Description	Debit Amount	Credit Amount
Date:	02/28/2026	Transaction # 863	Transaction Description: 2.28 int 2949 3864		
		124-11211	Heritage Industrial Development Checking	12.84	0.00
		124-36100	Interest Earnings	0.00	12.84
			Transaction Total	12.84	12.84
		Total For Fund: 124		12.84	12.84

Fund : 125		Drug Fund		Transaction Type: Journal Entry		Debit Amount	Credit Amount
		Account Number	Description				
Date:	02/28/2026	Transaction #	863	Transaction Description: 2.28 int 2949 3864			
		125-11321		Heritage Drug Fund Checking		55.47	0.00
		125-36100		Interest Earnings - Drug Fund		0.00	55.47
				Transaction Total		55.47	55.47
Date:	02/28/2026	Transaction #	871	Transaction Description: 2.28 3872			
		125-11322		Heritage - Confidential Drug Fund		1.53	0.00
		125-36100		Interest Earnings - Drug Fund		0.00	1.53
				Transaction Total		1.53	1.53
		Total For Fund:	125			57.00	57.00

Fund : 171		Capital Projects		Transaction Type: Journal Entry		Debit Amount	Credit Amount
		Account Number	Description			Debit Amount	Credit Amount
Date:	02/24/2026	Transaction #	811	Transaction Description: 171 Deffered Revenue recognized in this FY			
		171-13740	Due From State Of Tenn - State Rev Alloc			0.00	2,042,278.24
		171-22092	Deferred Revenue			2,042,278.24	0.00
			Transaction Total			2,042,278.24	2,042,278.24
Date:	02/28/2026	Transaction #	864	Transaction Description: 2.28 united interest			
		171-11211	United Community - Capital Projects			762.22	0.00
		171-36100	Interest Earnings			0.00	762.22
			Transaction Total			762.22	762.22
		Total For Fund: 171				2,043,040.46	2,043,040.46

Fund : 210		Debt Service		Transaction Type: Journal Entry		Debit Amount	Credit Amount
		Account Number	Description				
Date:	02/28/2026	Transaction #	872	Transaction Description:			
		210-11211	Heritage - Debt Service Fund		0.18		0.00
		210-36100	Interest Earnings		0.00		0.18
		Transaction Total			0.18		0.18
		Total For Fund: 210			0.18		0.18

Fund : 413		Water And Sewer		Transaction Type: Journal Entry		Debit Amount	Credit Amount
Date:	Account Number	Transaction #	Description				
02/04/2026		732	Transaction Description: CDBG Pay App #10				
	413-11211		Heritage - Water Wastewater Checking		77,088.12		0.00
	413-33111		CDBG City		0.00		77,088.12
			Transaction Total		77,088.12		77,088.12
02/09/2026		741	Transaction Description: 2.9.2026 transfers				
	413-11100		Cash On Hand		0.00		20,460.67
	413-11100		Cash On Hand		0.00		300.00
	413-11211		Heritage - Water Wastewater Checking		20,460.67		0.00
	413-11211		Heritage - Water Wastewater Checking		1,027.08		0.00
	413-11212		Water Deposit Checking		300.00		0.00
	413-11405		Credit Card Receivable		0.00		1,027.08
			Transaction Total		21,787.75		21,787.75
02/11/2026		757	Transaction Description: 2022 USDA Monthly Payment				
	413-11211		Heritage - Water Wastewater Checking		0.00		5,014.00
	413-23130		Loan Payable - 2022 USDA Sewer Plant Part 2		3,137.00		0.00
	413-52200-631		Interest On Bonded Debt - Water/Sewer		1,877.00		0.00
			Transaction Total		5,014.00		5,014.00
02/11/2026		758	Transaction Description: to correct access fee interest				
	413-11212		Water Deposit Checking		0.00		611.66
	413-11212		Water Deposit Checking		0.00		611.66
	413-37910		Interest Earnings		1,223.32		0.00
			Transaction Total		1,223.32		1,223.32
02/12/2026		782	Transaction Description: ARPA Pay App 7				
	413-11216		United Community - Wastewater overrun account		912,674.08		0.00
	413-33140		ARPA funds from State		0.00		912,674.08
			Transaction Total		912,674.08		912,674.08
02/11/2026		785	Transaction Description: int correction				
	413-11211		Heritage - Water Wastewater Checking		0.52		0.00
	413-37910		Interest Earnings		0.00		0.52
			Transaction Total		0.52		0.52

Fund : 413		Water And Sewer		Transaction Type: Journal Entry		Debit Amount	Credit Amount
Date:	Account Number	Transaction #	Description				
02/12/2026		787	Transaction Description: ARPA Grant reimb in wrong GL				
	413-13611		Due From General Fund		5,250.00		0.00
	413-33140		ARPA funds from State		0.00		5,250.00
			Transaction Total		5,250.00		5,250.00
02/12/2026		788	Transaction Description: Retainage Feb				
	413-11216		United Community - Wastewater overrun account		0.00		1,846.95
	413-11223		UCB Retainage		1,846.95		0.00
			Transaction Total		1,846.95		1,846.95
02/17/2026		789	Transaction Description: Ameriflex prepaid RHRA				
	413-14600		Prepaid Expense		0.00		1,468.70
	413-14600		Prepaid Expense		0.00		476.61
	413-14600		Prepaid Expense		0.00		600.00
	413-52100-143		Retirement - Current - Water And Sewer		1,272.66		0.00
	413-52200-143		Retirement - Current - Water And Sewer		1,272.65		0.00
			Transaction Total		2,545.31		2,545.31
02/17/2026		791	Transaction Description: Prepaid PEP 2025				
	413-14600		Prepaid Expense		0.00		11,804.35
	413-52100-510		Insurance - General - Water And Sewer		6,674.69		0.00
	413-52200-510		Insurance - General - Water And Sewer		5,129.66		0.00
			Transaction Total		11,804.35		11,804.35
02/17/2026		792	Transaction Description: PEP Building Ins Prepaid 2026				
	413-14600		Prepaid Expense		16,617.83		0.00
	413-52100-510		Insurance - General - Water And Sewer		0.00		9,414.38
	413-52200-510		Insurance - General - Water And Sewer		0.00		7,203.45
			Transaction Total		16,617.83		16,617.83

Fund : 413		Water And Sewer		Transaction Type: Journal Entry		Debit Amount	Credit Amount
Date:	Account Number	Description					
02/17/2026	Transaction # 793	Transaction Description: 2.13 dt					
	413-11100	Cash On Hand			0.00		125.00
	413-11100	Cash On Hand			0.00		19,829.73
	413-11211	Heritage - Water Wastewater Checking			19,829.73		0.00
	413-11211	Heritage - Water Wastewater Checking			990.96		0.00
	413-11212	Water Deposit Checking			125.00		0.00
	413-11405	Credit Card Receivable			0.00		990.96
		Transaction Total			20,945.69		20,945.69
02/18/2026	Transaction # 795	Transaction Description: FFM Excess Funds					
	413-11211	Heritage - Water Wastewater Checking			845.36		0.00
	413-11212	Water Deposit Checking			828.11		0.00
	413-11221	FFMB Water/Wastewater Savings			0.00		845.36
	413-11222	FFMB Water Deposit Savings			0.00		828.11
		Transaction Total			1,673.47		1,673.47
02/23/2026	Transaction # 800	Transaction Description: Billing - Journal - Service					
	413-13221	Accounts Receivable - Customer			0.00		45.94
	413-37120	Flat Rate Water Sales To Gen C			45.94		0.00
		Transaction Total			45.94		45.94
02/23/2026	Transaction # 801	Transaction Description: Billing - Journal - Service					
	413-13221	Accounts Receivable - Customer			0.00		104.20
	413-37210	Sewer Service Charges			104.20		0.00
		Transaction Total			104.20		104.20
02/23/2026	Transaction # 804	Transaction Description: Billing - Journal - Tax					
	413-13221	Accounts Receivable - Customer			0.00		4.48
	413-21521	Due To State Dept Of Rev - Sal			4.48		0.00
		Transaction Total			4.48		4.48

Fund : 413		Water And Sewer		Transaction Type: Journal Entry		Debit Amount	Credit Amount
Date:	Account Number	Description					
02/23/2026	Transaction # 805	Transaction Description: to correct Maury Co. Fire					
	413-13221	Accounts Receivable - Customer		0.00		45.94	
	413-13221	Accounts Receivable - Customer		0.00		4.48	
	413-13221	Accounts Receivable - Customer		0.00		104.20	
	413-13260	Returned Checks Receivable - Water And Sewer		104.20		0.00	
	413-13260	Returned Checks Receivable - Water And Sewer		45.94		0.00	
	413-21521	Due To State Dept Of Rev - Sal		4.48		0.00	
		Transaction Total		154.62		154.62	
02/23/2026	Transaction # 806	Transaction Description: returned ach's					
	413-11211	Heritage - Water Wastewater Checking		0.00		809.85	
	413-13260	Returned Checks Receivable - Water And Sewer		809.85		0.00	
		Transaction Total		809.85		809.85	
02/23/2026	Transaction # 807	Transaction Description: TO CORRECT MAURY CO FIRE TAX					
	413-13221	Accounts Receivable - Customer		0.00		4.48	
	413-13260	Returned Checks Receivable - Water And Sewer		4.48		0.00	
		Transaction Total		4.48		4.48	
02/27/2026	Transaction # 816	Transaction Description: CDBG Sewer Grant					
	413-33110	CDBG - County		3,724.00		0.00	
	413-52200-941	Sewer - Grants Expenditures		0.00		3,724.00	
		Transaction Total		3,724.00		3,724.00	
02/28/2026	Transaction # 818	Transaction Description: Billing - Adjustment - Service					
	413-13221	Accounts Receivable - Customer		0.00		687.33	
	413-37120	Flat Rate Water Sales To Gen C		687.33		0.00	
		Transaction Total		687.33		687.33	
02/28/2026	Transaction # 819	Transaction Description: Billing - Adjustment - Service					
	413-13221	Accounts Receivable - Customer		0.00		701.42	
	413-37210	Sewer Service Charges		701.42		0.00	
		Transaction Total		701.42		701.42	

Fund : 413		Water And Sewer		Transaction Type: Journal Entry		Debit Amount	Credit Amount
Date:	Account Number	Description					
02/28/2026	Transaction # 820	Transaction Description: Billing - Adjustment - Tax					
	413-13221	Accounts Receivable - Customer			0.00		67.04
	413-21521	Due To State Dept Of Rev - Sal			67.04		0.00
		Transaction Total			67.04		67.04
02/28/2026	Transaction # 824	Transaction Description: Billing - Service					
	413-13221	Accounts Receivable - Customer			179,443.29		0.00
	413-37120	Flat Rate Water Sales To Gen C			0.00		179,443.29
		Transaction Total			179,443.29		179,443.29
02/28/2026	Transaction # 827	Transaction Description: Billing - Service					
	413-13221	Accounts Receivable - Customer			173,749.07		0.00
	413-37210	Sewer Service Charges			0.00		173,749.07
		Transaction Total			173,749.07		173,749.07
02/28/2026	Transaction # 829	Transaction Description: Billing - Service					
	413-13221	Accounts Receivable - Customer			7,035.20		0.00
	413-37210	Sewer Service Charges			0.00		7,035.20
		Transaction Total			7,035.20		7,035.20
02/28/2026	Transaction # 830	Transaction Description: Billing - Service					
	413-13221	Accounts Receivable - Customer			200.00		0.00
	413-37199	Miscellaneous - Water			0.00		200.00
		Transaction Total			200.00		200.00
02/28/2026	Transaction # 832	Transaction Description: Billing - Tax					
	413-13221	Accounts Receivable - Customer			13,716.60		0.00
	413-21521	Due To State Dept Of Rev - Sal			0.00		13,716.60
		Transaction Total			13,716.60		13,716.60
02/28/2026	Transaction # 834	Transaction Description: Cutoff Service Fee-Water					
	413-13221	Accounts Receivable - Customer			2,850.00		0.00
	413-37190	Other Operating Revenues - Wat			0.00		2,850.00
		Transaction Total			2,850.00		2,850.00

Fund : 413		Water And Sewer		Transaction Type: Journal Entry		Debit Amount	Credit Amount
Date:	Account Number	Transaction #	Description				
02/28/2026		835	Transaction Description: Deposit - Apply				
	413-13221		Accounts Receivable - Customer		0.00		3,770.00
	413-21910		Customer Deposits		3,770.00		0.00
			Transaction Total		3,770.00		3,770.00
02/28/2026		838	Transaction Description: Penalty Applied - Penalty				
	413-13221		Accounts Receivable - Customer		1,461.13		0.00
	413-37191		Forfeited Discounts And Penalt		0.00		1,461.13
			Transaction Total		1,461.13		1,461.13
02/28/2026		839	Transaction Description: Penalty Applied - Penalty				
	413-13221		Accounts Receivable - Customer		1,699.76		0.00
	413-37191		Forfeited Discounts And Penalt		0.00		1,699.76
			Transaction Total		1,699.76		1,699.76
02/28/2026		841	Transaction Description: Return Payment Fee Water				
	413-13221		Accounts Receivable - Customer		180.00		0.00
	413-37199		Miscellaneous - Water		0.00		180.00
			Transaction Total		180.00		180.00
02/28/2026		842	Transaction Description: to correct Maury Fire trans				
	413-13221		Accounts Receivable - Customer		150.14		0.00
	413-37120		Flat Rate Water Sales To Gen C		0.00		150.14
			Transaction Total		150.14		150.14
02/28/2026		843	Transaction Description: to correct Maury Co. Fire				
	413-13221		Accounts Receivable - Customer		8.96		0.00
	413-21521		Due To State Dept Of Rev - Sal		0.00		8.96
			Transaction Total		8.96		8.96
02/28/2026		847	Transaction Description: Write Off				
	413-13221		Accounts Receivable - Customer		0.00		14,331.80
	413-13222		Est Uncollect Accts Rec-Custom - Water And		14,331.80		0.00
			Transaction Total		14,331.80		14,331.80

Fund : 413		Water And Sewer		Transaction Type: Journal Entry		Debit Amount	Credit Amount
Date:	Account Number	Description					
02/28/2026	Transaction # 851	Transaction Description: Write Off					
	413-13221	Accounts Receivable - Customer		0.00		9,965.64	
	413-13222	Est Uncollect Accts Rec-Custom - Water And		9,965.64		0.00	
		Transaction Total		9,965.64		9,965.64	
02/28/2026	Transaction # 853	Transaction Description: 2018 USDA Monthly Payment					
	413-11211	Heritage - Water Wastewater Checking		0.00		18,851.00	
	413-23125	Loan Payable - 2018 Sewer Plant Part 1		12,851.00		0.00	
	413-52200-631	Interest On Bonded Debt - Water/Sewer		6,000.00		0.00	
		Transaction Total		18,851.00		18,851.00	
02/28/2026	Transaction # 854	Transaction Description: USDA Rural Development Payment					
	413-11211	Heritage - Water Wastewater Checking		0.00		16,943.00	
	413-23120	Loan Payable - 2011 USDA Water Plant		8,840.57		0.00	
	413-52100-631	Interest On Bonded Debt - Water And Sewer		8,102.43		0.00	
		Transaction Total		16,943.00		16,943.00	
02/28/2026	Transaction # 855	Transaction Description: USDA Bonds Mt Joy Project					
	413-11211	Heritage - Water Wastewater Checking		0.00		654.00	
	413-23223	Loan Payable - 2016 Mt Joy Project		336.83		0.00	
	413-52100-631	Interest On Bonded Debt - Water And Sewer		317.17		0.00	
		Transaction Total		654.00		654.00	
02/28/2026	Transaction # 856	Transaction Description: 2.28 int					
	413-11211	Heritage - Water Wastewater Checking		424.68		0.00	
	413-37910	Interest Earnings		0.00		424.68	
		Transaction Total		424.68		424.68	
02/28/2026	Transaction # 857	Transaction Description: 2.28 int					
	413-11212	Water Deposit Checking		248.79		0.00	
	413-37910	Interest Earnings		0.00		248.79	
		Transaction Total		248.79		248.79	

Fund : 413		Water And Sewer		Transaction Type: Journal Entry		Debit Amount	Credit Amount
Date:	Account Number	Description					
02/28/2026	Transaction # 864	Transaction Description: 2.28 united interest					
	413-11214	United Community Water/Wastewater			143.88	0.00	
	413-11216	United Community - Wastewater overrun account			6,351.17	0.00	
	413-11223	UCB Retainage			159.62	0.00	
	413-11312	Water Access Fees			1,144.85	0.00	
	413-37910	Interest Earnings			0.00	6,351.17	
	413-37910	Interest Earnings			0.00	1,144.85	
	413-37910	Interest Earnings			0.00	159.62	
	413-37910	Interest Earnings			0.00	143.88	
		Transaction Total			7,799.52	7,799.52	
02/28/2026	Transaction # 866	Transaction Description: 2.28 5077 int					
	413-11223	UCB Retainage			159.62	0.00	
	413-37910	Interest Earnings			0.00	159.62	
		Transaction Total			159.62	159.62	
02/28/2026	Transaction # 868	Transaction Description: 2.28 5077					
	413-11223	UCB Retainage			159.62	0.00	
	413-37910	Interest Earnings			0.00	159.62	
		Transaction Total			159.62	159.62	
02/28/2026	Transaction # 869	Transaction Description: to reverse double entry					
	413-11223	UCB Retainage			0.00	319.24	
	413-37910	Interest Earnings			319.24	0.00	
		Transaction Total			319.24	319.24	
02/28/2026	Transaction # 875	Transaction Description: 2.28 FFM					
	413-11221	FFMB Water/Wastewater Savings			1,187.71	0.00	
	413-11222	FFMB Water Deposit Savings			1,001.89	0.00	
	413-37910	Interest Earnings			0.00	1,001.89	
	413-37910	Interest Earnings			0.00	1,187.71	
		Transaction Total			2,189.60	2,189.60	

Fund : 413		Water And Sewer		Transaction Type: Journal Entry		Debit Amount	Credit Amount
Date:	Account Number	Transaction #	Description				
02/28/2026		876	Transaction Description: Water Equip Mach & Equip Shared				
	413-16410-942		Allowance For Depreciation - Equip (Cr) -		0.00		335.89
	413-52200-541		Provision For Depreciation - Water And Sewer		335.89		0.00
			Transaction Total		335.89		335.89
02/28/2026		879	Transaction Description: Water Sewer Shared Equip Vehicles				
	413-16410-949		Allowance For Depreciation - Equip (Cr) - Vehicles		0.00		1,374.90
	413-52100-541		Provision For Depreciation - Water And Sewer		1,374.90		0.00
			Transaction Total		1,374.90		1,374.90
02/28/2026		880	Transaction Description: Sewer Plant				
	413-16621-932		Allowance For Dep - Sewer - Plant		0.00		21,850.38
	413-52200-541		Provision For Depreciation - Water And Sewer		21,850.38		0.00
			Transaction Total		21,850.38		21,850.38
02/28/2026		881	Transaction Description: Water Sewer Shared Equipment				
	413-16410		Allowance For Depr Shared Equipment		0.00		376.99
	413-52100-541		Provision For Depreciation - Water And Sewer		376.99		0.00
			Transaction Total		376.99		376.99
02/28/2026		882	Transaction Description: Water Building				
	413-16211		Allow For Depr-Garage Bldg		0.00		140.33
	413-52200-541		Provision For Depreciation - Water And Sewer		140.33		0.00
			Transaction Total		140.33		140.33
02/28/2026		883	Transaction Description: Water Building				
	413-16211		Allow For Depr-Garage Bldg		0.00		140.33
	413-52100-541		Provision For Depreciation - Water And Sewer		140.33		0.00
			Transaction Total		140.33		140.33
02/28/2026		885	Transaction Description: Water Equip Mach & Equip Shared				
	413-16410-942		Allowance For Depreciation - Equip (Cr) -		0.00		335.89
	413-52100-541		Provision For Depreciation - Water And Sewer		335.89		0.00
			Transaction Total		335.89		335.89

Fund : 413		Water And Sewer		Transaction Type: Journal Entry		Debit Amount	Credit Amount
Date:	Account Number	Transaction #	Description				
02/28/2026		887	Transaction Description: Water Equip Machinery				
	413-16410-942		Allowance For Depreciation - Equip (Cr) -		0.00		129.12
	413-52100-541		Provision For Depreciation - Water And Sewer		129.12		0.00
			Transaction Total		129.12		129.12
02/28/2026		888	Transaction Description: Water Sewer Shared Office				
	413-16410-921		Allowance For Depreciation - Equip (Cr) -		0.00		23.45
	413-52100-541		Provision For Depreciation - Water And Sewer		23.45		0.00
			Transaction Total		23.45		23.45
02/28/2026		891	Transaction Description: Water Sewer Shared Equipment				
	413-16410		Allowance For Depr Shared Equipment		0.00		376.99
	413-52200-541		Provision For Depreciation - Water And Sewer		376.99		0.00
			Transaction Total		376.99		376.99
02/28/2026		892	Transaction Description: Water Sewer Shared Office				
	413-16410-921		Allowance For Depreciation - Equip (Cr) -		0.00		23.45
	413-52200-541		Provision For Depreciation - Water And Sewer		23.45		0.00
			Transaction Total		23.45		23.45
02/28/2026		893	Transaction Description: Water Sewer Shared Equip Vehicles				
	413-16410-949		Allowance For Depreciation - Equip (Cr) - Vehicles		0.00		1,374.90
	413-52200-541		Provision For Depreciation - Water And Sewer		1,374.90		0.00
			Transaction Total		1,374.90		1,374.90
02/28/2026		894	Transaction Description: Water Plant Distribution				
	413-16611-934		Allowance For Dep - Water - Collection and		0.00		15,458.13
	413-52100-541		Provision For Depreciation - Water And Sewer		15,458.13		0.00
			Transaction Total		15,458.13		15,458.13
02/28/2026		895	Transaction Description: Water Plant				
	413-16611-932		Allowance For Dep - Water Plant - Water Plant		0.00		22,152.84
	413-52100-541		Provision For Depreciation - Water And Sewer		22,152.84		0.00
			Transaction Total		22,152.84		22,152.84

Fund : 413		Water And Sewer		Transaction Type: Journal Entry		Debit Amount	Credit Amount
Date:	Account Number	Transaction #	Description				
02/28/2026		896	Transaction Description: Sewer Plant Collection				
	413-16621-934		Allowance For Dep - Sewer - Collection and		0.00		10,284.36
	413-52200-541		Provision For Depreciation - Water And Sewer		10,284.36		0.00
			Transaction Total		10,284.36		10,284.36
02/28/2026		898	Transaction Description: to correct Jan 2018 Sewer Plant				
	413-23125		Loan Payable - 2018 Sewer Plant Part 1		12,839.00		0.00
	413-23125		Loan Payable - 2018 Sewer Plant Part 1		0.00		6,012.00
	413-52200-631		Interest On Bonded Debt - Water/Sewer		6,012.00		0.00
	413-52200-631		Interest On Bonded Debt - Water/Sewer		0.00		12,839.00
			Transaction Total		18,851.00		18,851.00
	Total For Fund: 413				1,634,314.36		1,634,314.36

Fund : 415		Natural Gas		Transaction Type: Journal Entry		Debit Amount	Credit Amount
Date:	Account Number	Description	Debit Amount	Credit Amount			
02/09/2026	Transaction # 741	Transaction Description: 2.9.2026 transfers					
	415-11100	Cash On Hand	0.00	20,566.65			
	415-11100	Cash On Hand	0.00	375.00			
	415-11211	Heritage Gas Checking	20,566.65	0.00			
	415-11211	Heritage Gas Checking	547.39	0.00			
	415-11212	Heritage Gas Deposit	375.00	0.00			
	415-11405	Credit Card Receivable	0.00	547.39			
		Transaction Total	21,489.04	21,489.04			
02/11/2026	Transaction # 758	Transaction Description: to correct access fee interest					
	415-11212	Heritage Gas Deposit	0.00	611.66			
	415-11212	Heritage Gas Deposit	0.00	611.66			
	415-37910	Interest Earnings	1,223.32	0.00			
		Transaction Total	1,223.32	1,223.32			
02/17/2026	Transaction # 790	Transaction Description: Ameriflex Prepaid RHRA					
	415-14600	Prepaid Expense	0.00	734.34			
	415-14600	Prepaid Expense	0.00	476.61			
	415-14600	Prepaid Expense	0.00	1,200.00			
	415-52400-143	Retirement - Current - Natural Gas	2,410.95	0.00			
		Transaction Total	2,410.95	2,410.95			
02/17/2026	Transaction # 792	Transaction Description: PEP Building Ins Prepaid 2026					
	415-14600	Prepaid Expense	0.00	3,077.89			
	415-52400-510	Insurance - General - Natural Gas	3,077.89	0.00			
		Transaction Total	3,077.89	3,077.89			
02/17/2026	Transaction # 793	Transaction Description: 2.13 dt					
	415-11100	Cash On Hand	0.00	207,923.17			
	415-11100	Cash On Hand	0.00	125.00			
	415-11211	Heritage Gas Checking	325.91	0.00			
	415-11211	Heritage Gas Checking	207,923.17	0.00			
	415-11212	Heritage Gas Deposit	125.00	0.00			
	415-11405	Credit Card Receivable	0.00	325.91			
		Transaction Total	208,374.08	208,374.08			

Fund : 415		Natural Gas		Transaction Type: Journal Entry		Debit Amount	Credit Amount
Date:	Account Number	Description	Debit Amount	Credit Amount			
Date: 02/18/2026	Transaction # 795	Transaction Description: FFM Excess Funds					
	415-11211	Heritage Gas Checking	709.33	0.00			
	415-11212	Heritage Gas Deposit	931.58	0.00			
	415-11221	FFMB Gas Savings	0.00	709.33			
	415-11223	FFMB Gas Deposit Savings	0.00	931.58			
		Transaction Total	1,640.91	1,640.91			
Date: 02/18/2026	Transaction # 796	Transaction Description: Interest Earned 1.30.26					
	415-11224	Gas CD Heritage \$1M	3,304.20	0.00			
	415-37910	Interest Earnings	0.00	3,304.20			
		Transaction Total	3,304.20	3,304.20			
Date: 02/23/2026	Transaction # 802	Transaction Description: Billing - Journal - Service					
	415-13221	Accounts Receivable - Customer	0.00	25.00			
	415-37411	Metered Residential Gas Sales	25.00	0.00			
		Transaction Total	25.00	25.00			
Date: 02/23/2026	Transaction # 805	Transaction Description: to correct Maury Co. Fire					
	415-13221	Accounts Receivable - Customer	0.00	25.00			
	415-13260	Returned Checks Receivable - Natural Gas	25.00	0.00			
		Transaction Total	25.00	25.00			
Date: 02/23/2026	Transaction # 806	Transaction Description: returned ach's					
	415-11211	Heritage Gas Checking	0.00	424.14			
	415-13260	Returned Checks Receivable - Natural Gas	424.14	0.00			
		Transaction Total	424.14	424.14			
Date: 02/28/2026	Transaction # 817	Transaction Description: Billing - Adjustment - Service					
	415-13221	Accounts Receivable - Customer	320,182.01	0.00			
	415-37412	Meter Commercial And Industrial	0.00	320,182.01			
		Transaction Total	320,182.01	320,182.01			
Date: 02/28/2026	Transaction # 823	Transaction Description: Billing - Service					
	415-13221	Accounts Receivable - Customer	289,194.52	0.00			
	415-37411	Metered Residential Gas Sales	0.00	289,194.52			
		Transaction Total	289,194.52	289,194.52			

Fund : 415		Natural Gas		Transaction Type: Journal Entry		Debit Amount	Credit Amount
Date:	Account Number	Transaction #	Description				
02/28/2026		825	Transaction Description: Billing - Service				
	415-13221		Accounts Receivable - Customer		200,504.53		0.00
	415-37412		Meter Commercial And Industrial		0.00		200,504.53
			Transaction Total		200,504.53		200,504.53
02/28/2026		828	Transaction Description: Billing - Service				
	415-13221		Accounts Receivable - Customer		124,352.11		0.00
	415-37412		Meter Commercial And Industrial		0.00		124,352.11
			Transaction Total		124,352.11		124,352.11
02/28/2026		831	Transaction Description: Billing - Tax				
	415-13221		Accounts Receivable - Customer		9,781.25		0.00
	415-21521		Due To State Dept Of Rev-Sa Tx		0.00		9,781.25
			Transaction Total		9,781.25		9,781.25
02/28/2026		833	Transaction Description: Cutoff Service Fee-Gas				
	415-13221		Accounts Receivable - Customer		150.00		0.00
	415-37190		Other Operating Revenues - Water		0.00		150.00
			Transaction Total		150.00		150.00
02/28/2026		836	Transaction Description: Deposit - Apply				
	415-13221		Accounts Receivable - Customer		0.00		1,950.00
	415-21910		Customer Deposits		1,950.00		0.00
			Transaction Total		1,950.00		1,950.00
02/28/2026		840	Transaction Description: Penalty Applied - Penalty				
	415-13221		Accounts Receivable - Customer		1,707.58		0.00
	415-37191		Forfeited Discounts And Penalt		0.00		1,707.58
			Transaction Total		1,707.58		1,707.58
02/28/2026		842	Transaction Description: to correct Maury Fire trans				
	415-13221		Accounts Receivable - Customer		25.00		0.00
	415-37411		Metered Residential Gas Sales		0.00		25.00
			Transaction Total		25.00		25.00

Fund : 415		Natural Gas		Transaction Type: Journal Entry		Debit Amount	Credit Amount
Date:	Account Number	Description					
02/28/2026	Transaction # 844	Transaction Description: to correct mc fire					
	415-13221	Accounts Receivable - Customer		25.00		0.00	
	415-37190	Other Operating Revenues - Water		0.00		25.00	
		Transaction Total		25.00		25.00	
02/28/2026	Transaction # 849	Transaction Description: Write Off					
	415-13221	Accounts Receivable - Customer		0.00		3,942.90	
	415-13222	Est Uncollect Accts Rec-Custom		3,942.90		0.00	
		Transaction Total		3,942.90		3,942.90	
02/28/2026	Transaction # 857	Transaction Description: 2.28 int					
	415-11212	Heritage Gas Deposit		248.79		0.00	
	415-37910	Interest Earnings		0.00		248.79	
		Transaction Total		248.79		248.79	
02/15/2026	Transaction # 859	Transaction Description: TO CORRECT 2.28 DEP					
	415-11211	Heritage Gas Checking		0.00		1,000.00	
	415-21910	Customer Deposits		1,000.00		0.00	
		Transaction Total		1,000.00		1,000.00	
02/28/2026	Transaction # 860	Transaction Description: TO CORRECT UNCLAIMED PROP					
	415-11211	Heritage Gas Checking		0.00		116.68	
	415-37411	Metered Residential Gas Sales		116.68		0.00	
		Transaction Total		116.68		116.68	
02/28/2026	Transaction # 864	Transaction Description: 2.28 united interest					
	415-11217	Gas Construction United Community		2,277.44		0.00	
	415-37910	Interest Earnings		0.00		2,277.44	
		Transaction Total		2,277.44		2,277.44	
02/28/2026	Transaction # 875	Transaction Description: 2.28 FFM					
	415-11221	FFMB Gas Savings		5,557.78		0.00	
	415-11223	FFMB Gas Deposit Savings		1,029.00		0.00	
	415-37910	Interest Earnings		0.00		1,029.00	
	415-37910	Interest Earnings		0.00		5,557.78	
		Transaction Total		6,586.78		6,586.78	

Fund : 415		Natural Gas		Transaction Type: Journal Entry		Debit Amount	Credit Amount
Date:	Account Number	Transaction #	Description				
02/28/2026		877	Transaction Description: Gas Distribution				
	415-16651		Allow For Dep - Nat Gas Plant		0.00		8,548.50
	415-52400-541		Provision For Depreciation - Natural Gas		8,548.50		0.00
			Transaction Total		8,548.50		8,548.50
02/28/2026		884	Transaction Description: Gas Equipment				
	415-16651		Allow For Dep - Nat Gas Plant		0.00		4,849.79
	415-52400-541		Provision For Depreciation - Natural Gas		4,849.79		0.00
			Transaction Total		4,849.79		4,849.79
02/28/2026		886	Transaction Description: Gas Plant				
	415-16651		Allow For Dep - Nat Gas Plant		0.00		40.50
	415-52400-541		Provision For Depreciation - Natural Gas		40.50		0.00
			Transaction Total		40.50		40.50
02/28/2026		889	Transaction Description: Gas Administrative				
	415-16651		Allow For Dep - Nat Gas Plant		0.00		48.69
	415-52400-541		Provision For Depreciation - Natural Gas		48.69		0.00
			Transaction Total		48.69		48.69
02/28/2026		890	Transaction Description: Gas Building				
	415-16651		Allow For Dep - Nat Gas Plant		0.00		976.01
	415-52400-541		Provision For Depreciation - Natural Gas		976.01		0.00
			Transaction Total		976.01		976.01
02/28/2026		897	Transaction Description: Gas Vehicles				
	415-16651		Allow For Dep - Nat Gas Plant		0.00		5,727.23
	415-52400-541		Provision For Depreciation - Natural Gas		5,727.23		0.00
			Transaction Total		5,727.23		5,727.23
02/28/2026		899	Transaction Description: Int Earned				
	415-11224		Gas CD Heritage \$1M		2,993.69		0.00
	415-37910		Interest Earnings		0.00		2,993.69
			Transaction Total		2,993.69		2,993.69

Template Name: LGC Defined Journal Entry Journal
Created By: LGC

City Of Mt. Pleasant
Journal Listing
February 2026

User:
Date/Time:

Section 8, Item A.
3/11/2026 9:47 AM
Page 28 of 30

Fund : 612	Parks, Recreation, Community Center	Transaction Type: Journal Entry		
Account Number		Description	Debit Amount	Credit Amount
Total For Fund: 415			1,227,223.53	1,227,223.53

Fund : 612		Parks, Recreation, Community Center		Transaction Type: Journal Entry		Debit Amount	Credit Amount
Date:	Account Number	Transaction #	Description				
02/23/2026		798	Transaction Description: CCF Grant Pay App#4				
	612-11211		Heritage Parks & Rec Checking		55,146.49		0.00
	612-33490		Other State Grants		0.00		55,146.49
			Transaction Total		55,146.49		55,146.49
02/20/2026		799	Transaction Description: Rental fee went to gen fund				
	612-13611		Due From General Fund		200.00		0.00
	612-35200		Rental Fees And Other Sources		0.00		200.00
			Transaction Total		200.00		200.00
02/24/2026		810	Transaction Description: 612 Deffered Revenue recognized in this FY				
	612-13740		Due From State Of Tenn - State Rev Alloc		0.00		58,113.14
	612-22092		Deffered Revenue		58,113.14		0.00
			Transaction Total		58,113.14		58,113.14
02/28/2026		873	Transaction Description: 2.28 3961 int				
	612-11211		Heritage Parks & Rec Checking		114.14		0.00
	612-36100		Interest Earnings		0.00		114.14
			Transaction Total		114.14		114.14
02/28/2026		874	Transaction Description: to correct cigna				
	612-11211		Heritage Parks & Rec Checking		0.02		0.00
	612-44400-142		Recreation - Hospital And Health Insurance		0.00		0.02
			Transaction Total		0.02		0.02
	Total For Fund: 612				113,573.79		113,573.79

Template Name: LGC Defined Journal Entry Journal
Created By: LGC

City Of Mt. Pleasant
Journal Listing
February 2026

User:
Date/Time:

Section 8, Item A.
3/11/2026 9:47 AM
Page 30 of 30

Fund : 612	Parks, Recreation, Community Center	Transaction Type: Journal Entry			
		Account Number	Description	Debit Amount	Credit Amount
Total	Journal Entry			6,409,682.34	6,409,682.34

Fund : 110		General Fund		Transaction Type: Budget Amendment		Debit Amount	Credit Amount
Date:	02/17/2026	Transaction #	5	Description	ORD 2026-1139 Budget Amendment		
		110-27100		Fund Balance - Unappropriated		136,200.00	0.00
		110-32610		Building Permits		34,067.00	0.00
		110-33195		Other Grants		680.00	0.00
		110-33290		Justice Dept (Police) Grant - Justice Dept (Police)		9,988.00	0.00
		110-36350		Insurance Recoveries		1,085.00	0.00
		110-36500		Sale Of Materials And Supplies		2,000.00	0.00
		110-37199		Miscellaneous		4,848.00	0.00
		110-41500-135		Finance & Administration - Longevity Pay		0.00	720.00
		110-41500-142		Finance & Administration - Hospital And Health		0.00	2,200.00
		110-41500-255		Finance & Administration - Data Processing		0.00	675.00
		110-41500-941		Financial Administration - Communication Tower		0.00	118,425.00
		110-41640-142		Data Processing - Hospital And Health Insurance		2,200.00	0.00
		110-41640-924		Data Processing - Information Technology		0.00	4,776.00
		110-42100-135		Police - Longevity Pay		0.00	300.00
		110-42100-941		Police - Grants Expenditures		0.00	9,584.00
		110-42200-254		Public Safety: Fire - Architectural,		0.00	40,000.00
		110-42200-256		Public Safety: Fire - Consultant's Services-		0.00	54,000.00
		110-42200-257		Fire/Building and Codes - Planning and Zoning		65,000.00	0.00
		110-42200-261		Fire/Building and Codes - Repair Maintenance		0.00	5,933.00
		110-43100-262		Highways And Streets - Repair And Maintenance		0.00	1,000.00
		110-43100-941		Highways And Streets - Grants Expenditures		0.00	680.00
		110-51000-921		Miscellaneous Expenditures - Capital Outlay		0.00	17,775.00
				Transaction Total		256,068.00	256,068.00
		Total For Fund: 110				256,068.00	256,068.00

Fund : 413		Water And Sewer		Transaction Type: Budget Amendment			
		Account Number	Description	Debit Amount	Credit Amount		
Date:	02/17/2026	Transaction #	6	Transaction Description: ORD 2026-1139 Budget Amendment			
		413-33195	Other Grants	2,210.00	0.00		
		413-37192	Reimbursements for damages to City Property	2,051.55	0.00		
		413-37197	Letter of Availability Water	3,900.00	0.00		
		413-52100-135	Longevity Pay -	0.00	400.00		
		413-52100-320	Operating Supplies - Water And Sewer	0.00	2,051.55		
		413-52100-941	Water Utilities - Grants Expenditures	0.00	1,190.00		
		413-52200-135	Longevity Pay -	0.00	500.00		
		413-52200-239	Sewer - Other Publicity, Subscriptions, And Dues	0.00	3,000.00		
		413-52200-941	Sewer - Grants Expenditures	0.00	1,020.00		
			Transaction Total	8,161.55	8,161.55		
		Total For Fund: 413		8,161.55	8,161.55		

Template Name: LGC Defined Budget Journal
Created By: LGC

City Of Mt. Pleasant
Journal Listing
February 2026

User:
Date/Time:

Section 8, Item A.
3/11/2026 9:48 AM
Page 3 of 3

Fund : 413	Water And Sewer	Transaction Type: Budget Amendment			
		Account Number	Description	Debit Amount	Credit Amount
Total	Budget Amendment			264,229.55	264,229.55

Capital Projects 1.31.2026					
Description	Job Type	FUND	Status	Amount	
Stormwater Study	Capital Projects	171	Closed	\$86,580.29	City Funds
Downtown Revitalization-Adams Construction	Capital Projects	171	Open	\$5,663,183.30	Grant & Match
Downtown Revitalization-Engineering & Services	State Street Aid	121	Open	\$1,335,521.26	Grant & Match
				\$6,998,704.56	
Multimodal Side Walks Project	State Street Aid	121	Open	\$58,539.95	Grant & Match
Arrow Mines Project	State Street Aid	121	Open	\$39,974.71	City Funds
Community Center Grant	Parks & Recreation	612	Open	\$212,983.95	Grant & Match
Stormwater Utility	General Regular	110	Open	\$48,193.94	City Funds
Communication Tower	General Regular	110	Open	\$78,975.67	Insurance Claim
				\$438,668.22	
Rainey Street	Sewer	413	Closed	\$815,166.60	Grant & Match
Sewer Model	Sewer	413	Closed	\$200,000.00	Grant & Match
Sewer Plant Rehab	Sewer	413	Open	\$16,882,190.94	Grant & Match
Sewer Plant Checklist Manual	Sewer	413	Open	\$51,300.00	Grant & Match
CDBG County Sewer Rehab 2023 UV Light	Sewer	413	Open	\$59,260.00	Grant & Match
Infrastructure Planning Grant Sewer	Sewer	413	Open	\$208,000.00	Grant & Match
				\$18,215,917.54	
Infrastructure Planning Grant Water	Water	413	Open	\$34,200.00	Grant & Match
ARPA - TDEC Water	Water	413	Open	\$1,552,159.03	Grant & Match
CDBG City Water Industrial Meter Replacement 2023	Water	413	Open	\$530,848.75	Grant & Match
Water Plant Skid Project	Water	413	Open	\$105,256.36	Grant & Match
Water Residential Meter Replacement	Water	413	Open	\$582,497.36	Grant & Match
				\$2,804,961.50	
			TOTAL	\$28,544,832.11	

NET POSITION- Proprietary Funds
As of 2.28.26

123 Sanitation Fund

Revenues	\$	435,095.00
Expenditures	\$	(443,727.14)
Operating Net Position (GAAP Basis)	\$	(8,632.14)
Non Operating Revenues & Expenses		
Less: Grant Revenue Interest Revenue	\$	-
Capital Contributions		
Statutory Net Position	\$	(8,632.14)

Net Profit Margin 123 -2%

413 Water & Sewer Fund

Revenues	\$	4,692,012.00
Expenditures	\$	(5,227,681.00)
Operating Net Position (GAAP Basis)	\$	(535,669.00)
Non Operating Revenues & Expenses		
Less: Grant Revenue Interest Revenue	\$	(1,615,018.17)
Capital Contributions	\$	2,603,545.14
Statutory Net Position	\$	452,857.97

Net Profit Margin 413 15%

415 Gas Fund

Revenues	\$	4,445,508.64
Expenditures	\$	(4,178,611.00)
Operating Net Position (GAAP Basis)	\$	266,897.64
Non Operating Revenues & Expenses		
Less: Grant Revenue	\$	-
Capital Contributions	\$	28,385.33
Statutory Net Position	\$	295,282.97

Net Profit Margin 415 7%

City Of Mt. Pleasant
 Statement of Revenues one line
 February 2026

Fund : 110 General Fund

Monthly Comparative: 66.67%

Account Number	Account Description	Prior YTD Revenue	Original Budget	YTD Revenue	% Used	MTD Revenue
Local Taxes						
31100	Property Taxes (Current)	(2,719,190.01)	3,039,778.00	(2,823,235.00)	92.88%	(1,596,422.40)
31111	Property Tax Refunds	0.00	0.00	0.00		0.00
31200	Property Taxes (Delinquent)	(62,861.63)	220,000.00	(59,471.29)	27.03%	(10,254.92)
31211	Property Tax Delinquent - 1st	0.00	0.00	0.00		0.00
31212	Property Tax Delinquent - 2nd	0.00	0.00	0.00		0.00
31213	Property Tax Delinquent - 3rd	0.00	0.00	0.00		0.00
31214	Property Tax Delinquent - 4th	0.00	0.00	0.00		0.00
31219	Property Tax Delinquent - Othe	0.00	0.00	0.00		0.00
31300	Int, Penalty, Property Taxes	(17,573.72)	25,000.00	(28,394.19)	113.58%	(2,731.95)
31310	Inter And Penalty On Prop Taxes	0.00	0.00	0.00		0.00
31511	Pay In Lieu Of Tax -Electric U	(287,699.82)	410,631.00	(281,658.44)	68.59%	(36,195.38)
31512	Payment In Lieu Of Tax -Water Utilities	0.00	0.00	0.00		0.00
31514	Pay In Lieu Of Tax -Natural Ga	0.00	80,000.00	0.00	0.00%	0.00
31520	Payments From Industry	(61,502.00)	70,000.00	(77,340.00)	110.49%	0.00
31610	Local Sales Tax - Co. Trustee	(634,447.08)	1,087,000.00	(681,179.06)	62.67%	(119,246.18)
31620	Local Sales Tax - State - General Fund	0.00	0.00	0.00		0.00
31710	Wholesale Beer Tax	(94,832.27)	129,000.00	(91,346.08)	70.81%	(7,288.22)
31720	Wholesale Liquor Tax	(19,252.51)	40,000.00	(21,082.14)	52.71%	(3,147.61)
31730	Mixed Drink	(3,224.53)	7,500.00	(2,910.16)	38.80%	(1,274.16)
31740	Hotel/Motel Taxes	(8,255.17)	15,000.00	(6,952.86)	46.35%	(931.65)
31800	Business Taxes	(21,220.27)	60,000.00	(18,024.38)	30.04%	(929.39)
31830	Interest Business Tax - General Fund	0.00	0.00	0.00		0.00
31840	Penalty - Business Tax - General Fund	0.00	0.00	0.00		0.00
31912	Cable Tv Franchise Tax	(32,729.06)	50,000.00	(27,982.91)	55.97%	(8,985.73)
31913	Franchise Tax At&t - Franchise Tax At&t - General Fund	0.00	0.00	0.00		0.00
31920	Room Occupancy Tax	(3,740.81)	6,000.00	(2,446.01)	40.77%	(81.00)
	Tot Local Taxes	(3,966,528.88)	5,239,909.00	(4,122,022.52)	78.67%	(1,787,488.59)

Licenses And Permits

City Of Mt. Pleasant
 Statement of Revenues one line
 February 2026

Fund : 110 General Fund

Monthly Comparative: 66.67%

Account Number	Account Description	Prior YTD Revenue	Original Budget	YTD Revenue	% Used	MTD Revenue
32210	Beer Licenses - General Fund	0.00	0.00	0.00		0.00
32211	Beer Permits (New) - General Fund	0.00	500.00	(500.00)	100.00%	0.00
32610	Building Permits	(54,079.39)	150,000.00	(290,266.88)	157.70%	(6,383.00)
32620	Codes Dept Fees	0.00	0.00	0.00		0.00
32630	Codes Dept Fixtures	0.00	0.00	0.00		0.00
32700	Beer Permits (Renewals) - General Fund	(1,800.00)	1,700.00	(1,800.00)	105.88%	0.00
32740	Parking Permits	0.00	0.00	0.00		0.00
32900	Other City Permits	(450.00)	500.00	(250.00)	50.00%	0.00
32915	Alarm Reg Fees - General Fund	(2,485.00)	2,700.00	(2,465.00)	91.30%	170.00
	Tot Licenses And Permits	(58,814.39)	155,400.00	(295,281.88)	155.85%	(6,213.00)
Intergovernmental Revenue						
33150	Grants (Tml Safety Fire Dept) - Grants (Tml Safety Fire Dept) - General Fund	0.00	0.00	0.00		0.00
33170	Firefighters Grant - General Fund	0.00	0.00	0.00		0.00
33175	State Grants	(3,000.00)	0.00	0.00		0.00
33180	Highway Safety Grant (Police) - General Fund	(2,820.65)	0.00	0.00		0.00
33185	Ecd Energy Grant Arra #1 - Ecd Energy Grant Arra#1 - General Fund	0.00	0.00	0.00		0.00
33186	Fema Disaster Relief - Fema Disaster Relief - General Fund	0.00	0.00	(115,809.52)		0.00
33190	Other Federal Grants	(17,566.66)	0.00	(209.80)		0.00
33191	Park Grants Rtg & Lpg - Park Grants - General Fund	0.00	0.00	0.00		0.00
33192	Tdot Walkway Grant/Maury Co Ma - Tdot Walkway Grant - General Fund	0.00	0.00	0.00		0.00
33193	Downtown Revitalization Grant - Downtown Revitalization Grant - General Fund	0.00	0.00	0.00		0.00
33195	Other Grants	(110,738.78)	0.00	(503.38)	74.03%	(300.00)
33290	Justice Dept (Police) Grant - Justice Dept (Police) Grant - General Fund	0.00	0.00	0.00	0.00%	0.00
33310	Housing Authority Payment In L	0.00	18,000.00	0.00	0.00%	0.00
33320	Tva Payments In Lieu Of Taxes	(32,353.44)	66,730.00	(35,841.38)	53.71%	0.00

City Of Mt. Pleasant
 Statement of Revenues one line
 February 2026

Fund : 110 General Fund

Monthly Comparative: 66.67%

Account Number	Account Description	Prior YTD Revenue	Original Budget	YTD Revenue	% Used	MTD Revenue
33411	Post Salary Supplement - Post Salary Supplement - General Fund	(19,200.00)	12,000.00	0.00	0.00%	0.00
33412	Fire Training Supplement - Fire Training Supplement - General Fund	0.00	13,600.00	(13,600.00)	100.00%	(13,600.00)
33500	State Exise Tax	0.00	0.00	0.00		0.00
33510	State Sales Tax	(393,537.76)	664,648.00	(408,456.02)	61.45%	(67,819.66)
33520	State Income Tax	0.00	0.00	0.00		0.00
33530	State Beer Tax	(1,215.90)	2,330.00	(1,150.80)	49.39%	0.00
33558	Transportation Modernization	(1,311.62)	2,500.00	(1,725.46)	69.02%	(256.80)
33580	State Gasoline Inspection Fee	(5,641.66)	9,700.00	(5,613.30)	57.87%	(801.90)
33593	Corporate Excise Tax	0.00	4,800.00	0.00	0.00%	0.00
33594	Telecommunication Privilege Tax	(0.59)	0.00	0.00		0.00
33595	SPORT BETTING REVENUE	(8,376.77)	11,122.00	(9,173.50)	82.48%	(3,899.22)
33700	Grants From Local Units	0.00	0.00	0.00		0.00
33710	Grants From County Governments	(3,472.50)	0.00	0.00		0.00
33800	Other Local Revenue	(2,090.00)	0.00	0.00		0.00
	Total Intergovernmental Revenu	(601,326.33)	805,430.00	(592,083.16)	72.55%	(86,677.58)
	Charges For Services					
34121	Clerks' Fees - Business Tax	0.00	0.00	0.00		0.00
34230	Court Fees And Commissions	(5,240.68)	6,000.00	(5,753.22)	95.89%	(191.90)
34240	Accident Report Charges	(965.60)	1,500.00	(568.75)	37.92%	(73.75)
34300	Mowing Fees & Property Cleanup	0.00	0.00	0.00		0.00
34310	Bulky & Brush Charge for Services	0.00	0.00	0.00		0.00
34410	Solid Waste Collection Charges	0.00	0.00	0.00		0.00
	Tot Charges For Services	(6,206.28)	7,500.00	(6,321.97)	84.29%	(265.65)
	Fines, Forfeits, And Penalties					
35110	City Court Fines And Costs	(47,860.46)	73,000.00	(93,277.95)	127.78%	(14,273.85)
35111	Fines - School Zones	(12,160.00)	18,000.00	(22,140.91)	123.01%	(725.00)
35115	Suspended Revoked DL Fee	0.00	0.00	(290.00)		0.00
35120	So Registration Fees - General Fund	(600.00)	750.00	(600.00)	80.00%	0.00

City Of Mt. Pleasant
 Statement of Revenues one line
 February 2026

Fund : 110 General Fund

Monthly Comparative: 66.67%

Account Number	Account Description	Prior YTD Revenue	Original Budget	YTD Revenue	% Used	MTD Revenue
35130	Traffic School	0.00	0.00	0.00		0.00
35140	E Citation Fee	0.00	0.00	0.00		0.00
35200	Forfeits	0.00	0.00	0.00		0.00
35300	Refunds	0.00	0.00	0.00		0.00
	Tot Fines, Forfeits, & Penal	(60,620.46)	91,750.00	(116,308.86)	126.77%	(14,998.85)
	Other Revenues					
36100	Interest Earnings	(72,328.53)	90,000.00	(42,200.91)	46.89%	(6,170.57)
36110	Interest Earnings - Savings Accounts	0.00	0.00	0.00		0.00
36200	Rents -Intermedia	0.00	0.00	0.00		0.00
36210	Rent	0.00	0.00	0.00		0.00
36310	Sale Of Land - General Fund	0.00	0.00	0.00		0.00
36350	Insurance Recoveries	(9,519.84)	0.00	(1,085.00)	100.00%	0.00
36400	Transfer-Indirect Costs - General Fund	0.00	0.00	0.00		0.00
36500	Sale Of Materials And Supplies	(49.73)	0.00	(244.36)	12.22%	0.00
36600	Special Assessments	0.00	0.00	0.00		0.00
36700	Contri And Donation From Private Sources	0.00	0.00	0.00		0.00
36900	Miscellaneous	(22.98)	0.00	(55.00)		(30.00)
36920	Sale Of Bonds	0.00	0.00	0.00		0.00
36930	Loan Proceeds	(151,666.66)	0.00	0.00		0.00
36931	Lease Proceeds - Lease Proceeds - General Fund	0.00	0.00	0.00		0.00
36935	PROCEEDS FROM SALE OF CAPITAL ASSETS	(15,785.25)	0.00	0.00		0.00
36960	Operating Transfer In From Other Funds	0.00	0.00	0.00		0.00
36966	Operating Tran In From Capitol Proj Fund	0.00	0.00	0.00		0.00
36990	Miscellaneous Adjustments	0.00	0.00	0.00		0.00
36995	Vending Machine Revenue	(256.45)	250.00	(162.00)	64.80%	0.00
	Total Other Revenues	(249,629.44)	90,250.00	(43,747.27)	46.87%	(6,200.57)
37190	Other Operating Revenues	0.00	0.00	0.00		0.00
37199	Miscellaneous	(81.49)	0.00	(4,848.00)	100.00%	0.00
38700	Contributions Private Sources - Contributions Private Sources - General Fund	0.00	0.00	0.00		0.00

Template Name: LGC Defined Statem
Created by: LGC

City Of Mt. Pleasant
Statement of Revenues one line
February 2026

User:
Date/Time:

Section 8, Item A.
3/11/2026 9:58 AM
Page 5 of 16

Fund : **110** **General Fund**

Monthly Comparative: 66.67%

Account Number	Account Description	Prior YTD Revenue	Original Budget	YTD Revenue	% Used	MTD Revenue
39110	Bond Discount	0.00	0.00	0.00		0.00
Total For Fund:	110	-\$4,943,207.27	\$6,390,239.00	-\$5,180,613.66	81.07%	-\$1,901,844.24

City Of Mt. Pleasant
 Statement of Revenues one line
 February 2026

Fund : 121 State Street Aid

Monthly Comparative: 66.67%

Account Number	Account Description	Prior YTD Revenue	Original Budget	YTD Revenue	% Used	MTD Revenue
33000	Intergovernmental Revenue	0.00	0.00	0.00		0.00
33150	TAP Grant	0.00	0.00	0.00		0.00
33160	Grant Funds	(62,406.13)	1,335,000.00	(535,667.27)	40.12%	0.00
33550	State Shared Taxes	0.00	192,033.00	0.00	0.00%	0.00
33551	State Gasoline And Motor Fuel Tax	(85,913.44)	0.00	(85,083.72)		(12,360.91)
33555	STATE STREET AID - 1989 TAX	(8,983.57)	0.00	(8,842.42)		(1,266.48)
33556	STATE STREET AID - 3 CENTS TAX	(16,588.09)	0.00	(16,327.47)		(2,338.55)
33558	Transportation Modernization	0.00	0.00	0.00		0.00
34311	Streets, Sidewalk, And Curb Re - State Street Aid Checking	0.00	0.00	0.00		0.00
34500	Miscellaneous Revenue - State Street Aid Checking	0.00	0.00	0.00		0.00
36100	Interest Earnings	(3,136.69)	3,600.00	(3,747.77)	104.10%	(449.95)
36110	Interest Earnings - Savings Accounts	(1,555.93)	3,000.00	0.00	0.00%	0.00
36350	Insurance Recoveries	0.00	0.00	0.00		0.00
36400	Transfer from Bond	0.00	0.00	0.00		0.00
36900	Miscellaneous Revenue	0.00	0.00	0.00		0.00
36920	Sale Of Bonds	0.00	0.00	0.00		0.00
37715	Grant Revenues-Federal	0.00	0.00	0.00		0.00
Total For Fund: 121		-\$178,583.85	\$1,533,633.00	-\$649,668.65	42.36%	-\$16,415.89

City Of Mt. Pleasant
 Statement of Revenues one line
 February 2026

Fund : 123 Solid Waste/Sanitation

Monthly Comparative: 66.67%

Account Number	Account Description	Prior YTD Revenue	Original Budget	YTD Revenue	% Used	MTD Revenue
33195	Other Grants	0.00	0.00	(300.00)		(300.00)
34300	Bulky & Brush - Charges For Services	(125.00)	500.00	(125.00)	25.00%	0.00
34410	Solid Waste Collection Charges	(410,464.60)	626,000.00	(424,408.86)	67.80%	(53,461.80)
36100	Sanitation Interest Sanitation Interest Special Re	(3,011.99)	3,000.00	(3,553.37)	118.45%	(193.10)
36350	Insurance Recoveries	(664.80)	0.00	0.00		0.00
36400	Transfers from Other Funds	0.00	0.00	0.00		0.00
36920	Sale Of Bonds	0.00	0.00	0.00		0.00
36931	Lease Proceeds - Lease Proceeds - Special Rev Fd #3/Solid Waste/	0.00	0.00	0.00		0.00
36990	Miscellaneous Revenues Solid Waste	(161.25)	0.00	(85.00)		0.00
37190	Cutoff Service Fees	0.00	0.00	0.00		0.00
37191	Forfeited Discounts and Penalties	(4,607.00)	6,500.00	(4,572.60)	70.35%	(503.29)
37194	Sales Of Materials	(139.80)	0.00	0.00		0.00
37199	Miscellaneous	(60.00)	0.00	(62.67)		0.00
37298	Refunds and allowances	0.00	0.00	0.00		0.00
37910	Interest Earnings	(1,990.86)	1,000.00	(1,987.19)	198.72%	(415.39)
Total For Fund: 123		-\$421,225.30	\$637,000.00	-\$435,094.69	68.30%	-\$54,873.58

Template Name: LGC Defined Statem
 Created by: LGC

**City Of Mt. Pleasant
 Statement of Revenues one line
 February 2026**

User:
 Date/Time:

Section 8, Item A.

3/11/2026 9:58 AM
 Page 8 of 16

Fund : **124 Industrial Development**

Monthly Comparative: 66.67%

Account Number	Account Description	Prior YTD Revenue	Original Budget	YTD Revenue	% Used	MTD Revenue
31510	Payments In Lieu Of Taxes	0.00	0.00	0.00		0.00
33491	Fidp Grant Funds Ib Tech - Fidp Grant Funds Ib Tech - Special Revenue Fund No.-4	0.00	0.00	0.00		0.00
36100	Interest Earnings	(110.87)	0.00	(110.61)		(12.84)
36211	Rent - Development No.-1	0.00	0.00	0.00		0.00
36310	Sale Of Land	0.00	0.00	0.00		0.00
36400	Transfers from other funds	0.00	0.00	0.00		0.00
36900	Other Financing Sources	0.00	0.00	0.00		0.00
36990	Miscellaneous Revenues	0.00	0.00	0.00		0.00
Total For Fund: 124		-\$110.87	\$0.00	-\$110.61	0.00%	-\$12.84

City Of Mt. Pleasant
 Statement of Revenues one line
 February 2026

Fund : 125 Drug Fund

Monthly Comparative: 66.67%

Account Number	Account Description	Prior YTD Revenue	Original Budget	YTD Revenue	% Used	MTD Revenue
35110	Drug Fund E Citation Clerk Fee	0.00	0.00	0.00		0.00
35130	Impoundment Charges	0.00	0.00	0.00		0.00
35140	Drug Related Fines	0.00	0.00	0.00		0.00
35200	Revenue-Drug Related Fines	(475.00)	1,000.00	(902.50)	90.25%	(118.75)
36000	Dare	0.00	0.00	0.00		0.00
36100	Interest Earnings - Drug Fund	(613.97)	500.00	(489.44)	97.89%	(57.00)
36350	Insurance Recoveries	0.00	0.00	0.00		0.00
36400	Transfer From General Fund - Transfer From General Fund - Drug Fund	0.00	0.00	0.00		0.00
36500	Sale of Materials & Supplies	0.00	0.00	(2,275.00)		0.00
36900	Miscellaneous	0.00	0.00	0.00		0.00
36930	Interfund Proceeds From Gas - Interfund Proceeds From Gas - Drug Fund	0.00	0.00	0.00		0.00
36935	PROCEEDS FROM SALE OF CAPITAL ASSETS	(487.50)	5,000.00	0.00	0.00%	0.00
37600	Other Revenues	0.00	0.00	(3,900.00)		0.00
37900	Non-Operating Revenue -Public	0.00	2,000.00	0.00	0.00%	0.00
38700	Contributions Private Sources - Contributions Private Sources - Drug Fund	0.00	0.00	0.00		0.00
Total For Fund: 125		-\$1,576.47	\$8,500.00	-\$7,566.94	89.02%	-\$175.75

Fund : 127 E-Citations

Monthly Comparative: 66.67%

Account Number	Account Description	Prior YTD Revenue	Original Budget	YTD Revenue	% Used	MTD Revenue
Fines, Forfeits, And Penalties						
35110	E Citation Officer Fees	0.00	0.00	0.00		0.00
35120	So Registration Fees General Fund	0.00	0.00	0.00		0.00
35130	Traffic School	0.00	0.00	0.00		0.00
35200	Forfeits	0.00	0.00	0.00		0.00
35300	Penalties	0.00	0.00	0.00		0.00
	Tot Fines, Forfeits, & Penal	0.00	0.00	0.00	0.00%	0.00
Other Revenues						
36100	Interest Earnings	0.00	0.00	0.00		0.00
36990	Miscellaneous Revenues	0.00	0.00	0.00		0.00
	Total Other Revenues	0.00	0.00	0.00	0.00%	0.00
37910	Interest Earnings	0.00	0.00	0.00		0.00
51610-761	Operating Transfers To General Fund - Transfers To General Fund	0.00	0.00	0.00		0.00
Total For Fund: 127		\$0.00	\$0.00	\$0.00	0.00%	\$0.00

City Of Mt. Pleasant
 Statement of Revenues one line
 February 2026

Fund : **171** **Capital Projects**

Monthly Comparative: 66.67%

Account Number	Account Description	Prior YTD Revenue	Original Budget	YTD Revenue	% Used	MTD Revenue
33000	Intergovernmental Revenue	0.00	0.00	0.00		0.00
33110	Community Development Grants	(912,746.16)	850,000.00	(2,060,134.45)	242.37%	0.00
33190	Other Federal Grants	0.00	198,375.00	0.00	0.00%	0.00
36100	Interest Earnings	(33,797.60)	10,000.00	(15,763.94)	157.64%	(762.22)
36400	Transfer from other funds	0.00	0.00	0.00		0.00
36900	Other Financing Sources	0.00	0.00	0.00		0.00
39110	Bond Proceeds	0.00	0.00	0.00		0.00
Total For Fund: 171		-\$946,543.76	\$1,058,375.00	-\$2,075,898.39	196.14%	-\$762.22

Template Name: LGC Defined Statem
 Created by: LGC

**City Of Mt. Pleasant
 Statement of Revenues one line
 February 2026**

User:
 Date/Time:

Section 8, Item A.

3/11/2026 9:58 AM
 Page 12 of 16

Fund : **210 Debt Service**

Monthly Comparative: 66.67%

Account Number	Account Description	Prior YTD Revenue	Original Budget	YTD Revenue	% Used	MTD Revenue
36100	Interest Earnings	(39.27)	0.00	(35.67)		(0.18)
36400	Transfer from other Funds	0.00	0.00	0.00		0.00
36920	Sale Of Bonds	0.00	0.00	0.00		0.00
37725	Fund Transfers In	(133,621.00)	347,727.00	(181,729.50)	52.26%	0.00
Total For Fund: 210		-\$133,660.27	\$347,727.00	-\$181,765.17	52.27%	-\$0.18

City Of Mt. Pleasant
 Statement of Revenues one line
 February 2026

Fund : 413 Water And Sewer

Monthly Comparative: 66.67%

Account Number	Account Description	Prior YTD Revenue	Original Budget	YTD Revenue	% Used	MTD Revenue
11910	Cash Over And Short	20.00	0.00	0.00		0.00
33110	CDBG - County	0.00	560,000.00	(17,586.40)	3.14%	3,724.00
33111	CDBG City	(32,193.20)	583,096.00	(377,071.48)	64.67%	(77,088.12)
33115	Tml Saftey Partners Grant - Water And Sewer	0.00	0.00	0.00		0.00
33120	TDOT Grant	0.00	0.00	0.00		0.00
33130	Federal Disaster Relief - Fema/Tema - Water And Sewer	0.00	0.00	0.00		0.00
33140	ARPA funds from State	(552.38)	1,748,849.00	(917,924.08)	52.49%	(917,924.08)
33190	Other Federal Grants	(16,666.67)	0.00	0.00		0.00
33195	Other Grants	0.00	0.00	(875.00)	39.59%	(875.00)
33430	Grant/Loan Proceeds Sewer Rehab USDA	(2,677,673.30)	0.00	(140,404.29)		0.00
33490	Infrastructure Planning Grant	0.00	500,000.00	(162,031.93)	32.41%	0.00
35115	Suspended Revoked DL Fees	0.00	0.00	0.00		0.00
36110	Interest Earnings - Savings Accounts	(22,746.21)	35,000.00	0.00	0.00%	0.00
36350	Insurance Recoveries - Water And Sewer	(3,093.60)	0.00	0.00		0.00
36930	Wastewater Interfund From Gas - Wastewater Interfund From Gas - Water And Sewer	0.00	0.00	0.00		0.00
36931	Rural Dev Grant Water Plant - Rural Dev Grant Water Plant - Water And Sewer	0.00	0.00	0.00		0.00
36932	USDA grant Revenue	0.00	0.00	0.00		0.00
36966	Operating Tran In From Capitol Proj Fund	0.00	0.00	0.00		0.00
37120	Flat Rate Water Sales To Gen C	(1,268,764.29)	1,900,000.00	(1,342,714.60)	70.67%	(178,860.16)
37190	Other Operating Revenues - Wat	(24,087.06)	50,000.00	(28,338.72)	56.68%	(3,400.00)
37191	Forfeited Discounts And Penalt	(29,196.73)	44,000.00	(26,623.33)	60.51%	(3,179.92)
37192	Reimbursements for damages to City Property water	0.00	0.00	(2,051.55)	100.00%	0.00
37193	Water Servicing Customer Installation	0.00	0.00	0.00		0.00
37194	Sales Of Materials	(1,106.40)	0.00	0.00		0.00
37195	Installation Charges Water	(41,200.00)	60,000.00	(33,700.00)	56.17%	0.00
37197	Letter of Availability Water	(3,200.00)	0.00	(5,000.00)	128.21%	(250.00)
37198	Water Development Fees	(45,500.00)	105,000.00	(113,593.75)	108.18%	0.00
37199	Miscellaneous - Water	(3,636.00)	5,000.00	(4,238.49)	84.77%	(573.00)

Template Name: LGC Defined Statem
 Created by: LGC

**City Of Mt. Pleasant
 Statement of Revenues one line
 February 2026**

User:
 Date/Time:

Section 8, Item A.

3/11/2026 9:58 AM
 Page 14 of 16

Fund : **413 Water And Sewer**

Monthly Comparative: 66.67%

Account Number	Account Description	Prior YTD Revenue	Original Budget	YTD Revenue	% Used	MTD Revenue
37210	Sewer Service Charges	(1,294,031.83)	1,940,000.00	(1,304,259.17)	67.23%	(179,978.65)
37292	Reimbursements for damages to City Property water	0.00	0.00	0.00		0.00
37293	Sewer Service Customer Installation	0.00	0.00	(5,151.20)		0.00
37294	Installation Charges sewer	(35,000.00)	95,000.00	(30,000.00)	31.58%	0.00
37295	Charge for pretreatment - sewer	0.00	0.00	(6,500.00)		0.00
37297	Letter of Availability	(3,400.00)	0.00	(3,200.00)		0.00
37298	Sewer Development Fees	(21,000.00)	105,000.00	(46,593.75)	44.38%	0.00
37299	Miscellaneous - Sewer	0.00	0.00	0.00		0.00
37726	GAIN ON SALES OF CAPITAL ASSETS	(2,461.88)	0.00	0.00		0.00
37910	Interest Earnings	(104,740.56)	120,000.00	(124,154.71)	103.46%	(9,439.79)
Total For Fund: 413		-\$5,630,230.11	\$7,850,945.00	-\$4,692,012.45	59.76%	-\$1,367,845.05

City Of Mt. Pleasant
 Statement of Revenues one line
 February 2026

Fund : 415 Natural Gas

Monthly Comparative: 66.67%

Account Number	Account Description	Prior YTD Revenue	Original Budget	YTD Revenue	% Used	MTD Revenue
11910	Cash Over And Short	0.00	0.00	0.00		0.00
33115	Tml Safety Partners Grant - Tml Safety Partners Grant - Natural Gas	0.00	0.00	0.00		0.00
33190	Other Federal Grants	(16,666.67)	0.00	0.00		0.00
33195	Other Grants	0.00	0.00	(375.00)		(375.00)
36110	Interest Earnings - Savings Accounts	(79,709.38)	85,000.00	0.00	0.00%	0.00
36350	Insurance Recoveries - Natural Gas	(289.60)	0.00	0.00		0.00
Public Enterprise Revenue						
37190	Other Operating Revenues - Water	(4,388.21)	4,500.00	(1,339.51)	29.77%	(174.49)
37191	Forfeited Discounts And Penalt	(4,639.60)	10,000.00	(4,758.94)	47.59%	(1,707.58)
37193	Servicing Customer Installatio	(2,596.50)	2,500.00	(2,580.00)	103.20%	(2,580.00)
37199	Miscellaneous	(60.00)	0.00	(2,819.63)		(300.00)
37411	Metered Residential Gas Sales	(497,664.43)	840,000.00	(684,785.00)	81.52%	(289,077.84)
37412	Meter Commercial And Industrial	(3,186,366.14)	4,731,000.00	(3,611,475.23)	76.34%	(645,038.65)
37490	Other Operating Revenues - Natural Gas	0.00	0.00	0.00		0.00
37492	Reimbursement-Damages to City Property Gas	0.00	0.00	0.00		0.00
37493	Servicing Customer Installatio	(50.00)	0.00	(50.00)		0.00
37494	Sale Of Material	0.00	0.00	0.00		0.00
37495	Installation Charge	(2,500.00)	2,500.00	(2,125.00)	85.00%	(275.00)
37499	Miscellaneous	0.00	0.00	(37.07)		0.00
37726	GAIN ON SALES OF CAPITAL ASSETS	(23,232.06)	0.00	0.00		0.00
37910	Interest Earnings	(71,028.23)	70,000.00	(135,163.26)	193.09%	(14,832.95)
Tot Public Enterprise Revenue		(3,792,525.17)	5,660,500.00	(4,445,133.64)	78.53%	(953,986.51)
Total For Fund: 415		-\$3,889,190.82	\$5,745,500.00	-\$4,445,508.64	77.37%	-\$954,361.51

Fund : **612** **Parks, Recreation, Community Center** Monthly Comparative: 66.67%

Account Number	Account Description	Prior YTD Revenue	Original Budget	YTD Revenue	% Used	MTD Revenue
33195	Other Grants	0.00	0.00	(150.00)		(150.00)
33413	Parks & Rec Grants	0.00	0.00	0.00		0.00
33490	Other State Grants	0.00	1,650,012.00	(192,239.93)	11.65%	(55,146.49)
33800	Other Local Revenue	0.00	0.00	0.00		0.00
34490	Other Grants	0.00	0.00	0.00		0.00
35200	Rental Fees And Other Sources	(7,932.50)	0.00	(3,420.00)		(200.00)
36100	Interest Earnings	(1,341.44)	1,500.00	(920.01)	61.33%	(114.14)
36350	Insurance Recoveries	(369.60)	0.00	0.00		0.00
36400	Transfer From General Transfer From General Commun	(130,326.00)	225,489.00	(150,326.00)	66.67%	(18,790.75)
36500	Sale Of Materials And Supplies	0.00	0.00	0.00		0.00
36600	Special Events	(500.00)	0.00	(25.00)		0.00
36700	Contri And Donation From Priva	(4,045.00)	7,000.00	(225.00)	3.21%	0.00
36920	Sale Of Bonds	0.00	0.00	0.00		0.00
36990	Miscellaneous Revenues	0.00	0.00	0.00		0.00
37199	Special Events Miscellaneous Fees	(1,100.00)	3,800.00	(350.00)	9.21%	0.00
38700	Contributions/Donations From Private	0.00	0.00	0.00		0.00
Total For Fund: 612		-\$145,614.54	\$1,887,801.00	-\$347,655.94	18.42%	-\$74,401.38

City Of Mt. Pleasant
 Statement of Expenditures one line
 February 2026

Fund : 110 General Fund

Monthly Comparative: 66.67%

Account Number	Account Description	Prior YTD Expenses	Original Budget	YTD Expenses	% Used	MTD Expenses
11910	Cash Over And Short	(64.79)	0.00	80.00		100.00
	Judicial					
41250-510	Insurance - Dispatch	0.00	0.00	0.00		0.00
	Total Judicial	0.00	0.00	0.00	0.00%	0.00
41400-720	Elections - City	0.00	0.00	0.00		0.00
	Total Elections	0.00	0.00	0.00	0.00%	0.00
	Finance & Administration					
41500-111	Finance & Administration - Salaries - Permanent Employees	116,906.15	(158,000.00)	97,671.45	61.82%	11,935.08
41500-112	Finance & Administration - Salaries - Permanent Emp-Overt	0.00	0.00	0.00		0.00
41500-115	Financial Administration - Salaries - Severance General Fund	0.00	0.00	0.00		0.00
41500-119	Finance & Administration - Other Salaries	0.00	0.00	0.00		0.00
41500-121	Finance & Administration - Wages - Permanent Employees	52,136.93	(88,500.00)	55,067.26	62.22%	6,732.04
41500-122	Financial Administration - Wages - Permanent Employees - General Fund	0.00	0.00	0.00		0.00
41500-123	Financial Administration - Hourly - Overtime General Fund	1.83	0.00	27.24		5.13
41500-129	Finance & Administration - Other Wages Janitorial	0.00	0.00	0.00		0.00
41500-132	Finance & Administration - Bonus Pay	0.00	0.00	0.00		0.00
41500-135	Finance & Administration - Longevity Pay	2,740.00	(3,000.00)	3,720.00	100.00%	0.00
41500-136	Financial Administration - Vehicle Use Reimbursement	0.00	0.00	0.00		0.00
41500-137	Finance & Administration - Education Incentive	2,987.28	(8,400.00)	5,680.39	67.62%	696.22
41500-141	Finance & Administration - Oasi (Employer's Share)	13,416.01	(20,250.00)	12,402.35	61.25%	1,430.60
41500-142	Finance & Administration - Hospital And Health Insurance	28,865.69	(40,320.00)	35,836.57	84.28%	4,265.87
41500-143	Finance & Administration - Retirement - Current	9,720.71	(20,200.00)	12,594.55	62.35%	2,685.91
41500-146	Finance & Administration - Workmen's Compensation	3,167.94	(4,500.00)	2,245.25	49.89%	0.00
41500-147	Finance & Administration - Unemployment	0.00	0.00	0.00		0.00

City Of Mt. Pleasant
 Statement of Expenditures one line
 February 2026

Fund : 110 General Fund

Monthly Comparative: 66.67%

Account Number	Account Description	Prior YTD Expenses	Original Budget	YTD Expenses	% Used	MTD Expenses
	Compensation					
41500-161	Finance & Administration - Board And Committee Members	3,188.13	(6,200.00)	3,100.00	50.00%	0.00
41500-167	Financial Administration - Special Event	0.00	0.00	0.00		0.00
41500-211	Finance & Administration - Postage, Box Rent, Etc.	2,060.27	(2,900.00)	2,272.05	78.35%	35.97
41500-221	Finance & Administration - Printing, Stationery, Envelope	1,702.99	(3,700.00)	971.90	26.27%	0.00
41500-231	Finance & Administration - Publication Of Formal And Legal Notices	390.00	(2,700.00)	1,206.35	44.68%	60.25
41500-233	Finance & Administration - Subscriptions To Newspapers And Periodicals	0.00	0.00	0.00		0.00
41500-235	Finance & Administration - Memberships, Registration Fees	3,027.06	(5,000.00)	505.98	10.12%	171.50
41500-239	Financial Administration - Other Publicity, Subscriptions, And Dues	991.80	(1,000.00)	970.55	97.06%	0.00
41500-241	Finance & Administration - Electric	2,435.60	(5,400.00)	2,753.24	50.99%	274.76
41500-242	Finance & Administration - Water	382.37	(1,000.00)	494.11	49.41%	32.15
41500-244	Finance & Administration - Gas	282.75	(1,500.00)	348.95	23.26%	139.02
41500-245	Finance & Administration - Telephone And Other Communications	3,671.99	(6,000.00)	4,595.39	76.59%	433.39
41500-252	Finance & Administration - Legal Services	10,623.53	(20,000.00)	7,223.73	36.12%	0.00
41500-253	Finance & Administration - Accounting And Auditing Services	0.00	(22,370.00)	21,570.00	96.42%	0.00
41500-255	Finance & Administration - Data Processing Services	22,854.99	(36,600.00)	37,300.76	100.07%	25.81
41500-257	Finance & Administration - Planning Advisory Service	0.00	0.00	0.00		0.00
41500-259	Finance & Administration - Other Professional Services	6,765.99	(12,000.00)	6,740.91	56.17%	883.30
41500-260	Finance & Administration - Repair And Maintenance Service	959.09	(1,200.00)	1,084.14	131.14%	712.42
41500-261	Finance & Administration - Repair/Main Motor Vehicle	730.75	(1,200.00)	87.48	7.29%	0.00
41500-263	Finance & Administration - Repair/Maint Office Equip	0.00	0.00	0.00		0.00
41500-280	Finance & Administration - Travel	164.27	(4,500.00)	582.01	12.93%	71.00

City Of Mt. Pleasant
 Statement of Expenditures one line
 February 2026

Fund : 110 General Fund

Monthly Comparative: 66.67%

Account Number	Account Description	Prior YTD Expenses	Original Budget	YTD Expenses	% Used	MTD Expenses
41500-292	Financial Administration - Mowing Contractual Service General Fund	0.00	0.00	0.00		0.00
41500-310	Finance & Administration - Office Supplies/Materials	2,863.55	(4,500.00)	1,342.94	68.73%	132.86
41500-320	Finance & Administration - Operating Supplies	4,133.85	(8,000.00)	5,075.51	63.44%	353.08
41500-326	Finance & Administration - Clothing And Uniforms	176.50	(1,000.00)	164.41	16.44%	34.66
41500-330	Finance & Administration - Repair & Maintenance Building	0.00	0.00	0.00		0.00
41500-331	Finance & Administration - Gas,Oil,Diesel,Grease	184.24	(700.00)	302.78	43.25%	49.98
41500-510	Finance & Administration - Liability Insurance	5,172.82	(6,800.00)	3,132.40	46.06%	0.00
41500-533	Financial Administration - Winter Storm Fern	0.00	0.00	690.87		690.87
41500-720	Financial Administration - Elections - City	0.00	0.00	0.00		0.00
41500-762	Finance & Administration - Transfers To Other Funds	0.00	0.00	0.00		0.00
41500-775	Financial Administration - COVID-19 Expenditures	0.00	0.00	0.00		0.00
41500-795	Financial Administration - Vending Machine Supplies	226.91	(550.00)	240.97	43.81%	96.30
41500-799	Finance & Administration - Sundry-Grants, Contributions	955.68	(1,500.00)	962.48	64.17%	234.81
41500-910	Finance & Administration - Land	13,928.07	0.00	0.00		0.00
41500-921	Capital Outlay - Capital Outlay General Fund	0.00	0.00	0.00		0.00
41500-924	Information Technology - Administration	0.00	0.00	0.00		(308.88)
41500-935	Building repairs and improvements - Financial Administration	6,629.77	(10,000.00)	0.00	0.00%	0.00
41500-939	Financial Administration - Bond Street	0.00	0.00	0.00		0.00
41500-940	Financial Administration - ABC Grant Expenditures	4,329.59	0.00	0.00		0.00
41500-941	Financial Administration - Communication Tower	102,735.48	0.00	78,975.67	67.06%	0.00
41500-942	Financial Administration - Construction And Maintenance Machinery A	0.00	0.00	0.00		0.00
41500-947	Tdot Grant Walkway Expense - Tdot Grant Walkway Expense General Fund	0.00	0.00	0.00		0.00

City Of Mt. Pleasant
 Statement of Expenditures one line
 February 2026

Fund : 110 General Fund

Monthly Comparative: 66.67%

Account Number	Account Description	Prior YTD Expenses	Original Budget	YTD Expenses	% Used	MTD Expenses
41500-948	Downtown Grant Expense - Downtown Grant Expense General Fund	0.00	0.00	0.00		0.00
41500-949	Finance & Administration - Other Machinery And Equipment	0.00	0.00	0.00		0.00
	Total Financial Administration	431,510.58	(509,490.00)	407,940.64	65.26%	31,874.10
41640-111	Data Processing - Salaries - Permanent Employees - Regular	10,536.31	(18,850.00)	11,589.60	61.48%	1,404.80
41640-135	Data Processing - Longevity	225.00	(250.00)	250.00	100.00%	0.00
41640-137	Data Processing - Education Incentive	0.00	(750.00)	463.65	61.82%	56.20
41640-141	Data Processing - Oasi (Employer's Share)	820.28	(1,600.00)	936.60	58.54%	110.71
41640-142	Data Processing - Hospital And Health Insurance	0.00	(2,200.00)	0.00		0.00
41640-143	Data Processing - Retirement - Current	842.66	(1,530.00)	964.48	63.04%	116.90
41640-259	Data Processing - Other Professional Services	1,318.75	(1,500.00)	393.75	26.25%	0.00
41640-924	Data Processing - Information Technology	19,505.45	(29,373.00)	23,283.01	68.18%	424.68
	Public Safety: Police					
42100-019	Police - Police Training	0.00	0.00	0.00		0.00
42100-111	Police - Salaries-Sworn Personnel	489,882.42	(951,500.00)	523,674.07	55.04%	62,998.24
42100-112	Police - Overtime Sworn Personnel	0.00	0.00	0.00		0.00
42100-113	Police - Salaries-Ot-Sworn Personnel	42,581.49	(60,000.00)	69,269.34	115.45%	3,744.56
42100-115	Police - Salaries - Severance	0.00	0.00	0.00		0.00
42100-117	Police - Clothing Allowance	0.00	0.00	0.00		0.00
42100-119	Police - Other Salaries	22,200.00	(12,000.00)	0.00	0.00%	0.00
42100-121	Police - Wages Non-Sworn Personnel	83,465.50	(137,000.00)	82,721.41	60.38%	10,446.40
42100-122	Police - Overtime Non Sworn Personnel	0.00	0.00	0.00		0.00
42100-123	Police - Overtime Non Sworn Personnel	1,038.78	(1,500.00)	770.51	51.37%	0.00
42100-129	Police - Other Wages (Hourly Aux)	0.00	0.00	0.00		0.00
42100-132	Police - Bonus Pay	0.00	0.00	0.00		0.00
42100-135	Police - Longevity Pay	13,500.00	(14,100.00)	14,400.00	100.00%	0.00
42100-137	Police - Education Incentive	16,081.57	(31,000.00)	18,138.75	58.51%	2,211.10
42100-141	Police - Oasi (Employer's Share)	49,746.68	(92,500.00)	53,361.67	57.69%	5,939.75
42100-142	Police - Hospital And Health Ins	182,555.68	(335,000.00)	193,447.42	57.75%	17,260.00

City Of Mt. Pleasant
 Statement of Expenditures one line
 February 2026

Fund : 110 General Fund

Monthly Comparative: 66.67%

Account Number	Account Description	Prior YTD Expenses	Original Budget	YTD Expenses	% Used	MTD Expenses
42100-143	Police - Retirement - Current	31,208.64	(60,000.00)	28,327.58	47.21%	2,571.92
42100-146	Police - Workmen's Compensation	26,330.55	(40,000.00)	23,738.60	59.35%	0.00
42100-147	Police - Unemployment Insurance - General Fund	0.00	0.00	0.00		0.00
42100-165	Police - Court Costs	0.00	0.00	0.00		0.00
42100-211	Police - Postage, Box Rent, Etc.	495.03	(650.00)	480.89	73.98%	0.00
42100-216	Police - Repair Maint Communicatin Equipment	0.00	0.00	0.00		0.00
42100-221	Police - Printing, Stationery, Envelope	282.38	(600.00)	255.03	42.51%	0.00
42100-233	Police - Subscriptions To Newspapers And Periodic	0.00	0.00	0.00		0.00
42100-235	Police - Training and Registratation Fees	4,342.64	(6,000.00)	5,782.10	96.37%	0.00
42100-239	Police - Other Publicity, Subscriptions, And Dues	3,239.42	(2,750.00)	3,112.29	113.17%	0.00
42100-241	Police - Electric	1,217.89	(3,000.00)	1,376.69	45.89%	137.40
42100-242	Police - Water	382.43	(500.00)	349.61	69.92%	32.17
42100-244	Police - Gas Service	105.40	(400.00)	306.39	76.60%	139.06
42100-245	Police - Telephone	9,571.61	(15,500.00)	10,248.65	66.12%	1,274.61
42100-252	Police - Legal Services	153.21	(1,500.00)	1,925.20	128.35%	0.00
42100-253	Police - Accounting And Auditing Services	0.00	0.00	0.00		0.00
42100-255	Police - Data Processing Services	10,360.38	(30,000.00)	22,312.66	74.38%	77.41
42100-259	Police - Other Professional Services	62,381.54	(96,000.00)	62,270.35	84.52%	295.23
42100-261	Police - Repair Maintenance Motor Vehic	23,745.31	(32,000.00)	21,765.69	102.98%	1,076.23
42100-262	Police - Repair/Maintenance Equipment	919.06	(1,000.00)	257.92	25.79%	0.00
42100-269	Police - Repair Maintenance Other	0.00	(500.00)	732.43	244.40%	712.59
42100-280	Police - Travel	6,212.67	(8,000.00)	9,188.74	114.86%	0.00
42100-310	Police - Office Supplies Materials	1,586.53	(2,600.00)	3,317.32	127.59%	1,020.62
42100-320	Police - Operating Supplies	14,134.04	(13,000.00)	15,056.57	117.57%	1,676.97
42100-321	Police - Sex Offender Reg Maintenance	14.38	(200.00)	0.00	0.00%	0.00
42100-326	Police - Clothing Uniforms	5,045.75	(6,000.00)	5,392.86	90.30%	383.67
42100-331	Police - Gas, Oil ,Diesel, Grease	31,055.67	(50,000.00)	29,758.83	59.52%	3,626.67
42100-510	Police - Insurance General (Tml)	36,451.15	(46,000.00)	40,352.91	87.72%	

City Of Mt. Pleasant
 Statement of Expenditures one line
 February 2026

Fund : 110 General Fund

Monthly Comparative: 66.67%

Account Number	Account Description	Prior YTD Expenses	Original Budget	YTD Expenses	% Used	MTD Expenses
42100-533	Police - Winter Storm Fern	0.00	0.00	1,112.54		1,112.54
42100-620	Police - Lease - Principal payment	4,976.18	(75,200.00)	37,040.81	49.26%	0.00
42100-625	Police - Body Camera/Tasers Lease Payments	26,569.37	(27,000.00)	26,569.37	98.41%	0.00
42100-640	Police - Leases - Interest payment	17,640.33	(17,500.00)	9,269.37	52.97%	0.00
42100-645	Police - Body Camera Interest Payments	0.00	0.00	0.00		0.00
42100-799	Police - Sundry-Grants, Contributions	0.00	0.00	0.00		0.00
42100-900	Police - Capital Outlay	0.00	0.00	0.00		0.00
42100-921	Police - Administrative - Computer & software	0.00	0.00	0.00		0.00
42100-924	Police - Information Technology	0.00	0.00	0.00		0.00
42100-935	Police - Building & Improvements	320.37	(1,000.00)	1,230.90	123.09%	0.00
42100-941	Police - Grants Expenditures	3,013.07	0.00	10,296.88	109.82%	713.00
42100-942	Police - Capital Outlay Equipment	1,237.58	(1,000.00)	198.98	19.90%	0.00
42100-949	Police - Other Machinery And Equipment	0.00	0.00	0.00		0.00
	Police - Total Police	1,224,044.70	(2,172,500.00)	1,327,811.33	62.26%	117,450.75
42150-114	Dispatch Wages - Part Time	0.00	0.00	0.00		0.00
42150-121	Dispatch - Wages - Permanent Employees - Regular	0.00	0.00	0.00		0.00
42150-123	Dispatch - Overtime	0.00	0.00	0.00		0.00
42150-135	Dispatch - Longevity	0.00	0.00	0.00		0.00
42150-137	Dispatch - Education Incentive	0.00	0.00	0.00		0.00
42150-141	Support Services - Oasi (Employer's Share)	0.00	0.00	0.00		0.00
42150-142	Dispatch - Hospital And Health Insurance	0.00	0.00	0.00		0.00
42150-143	Dispatch - Retirement - Current	0.00	0.00	0.00		0.00
42150-146	Dispatch - Workmen's Compensation	0.00	0.00	0.00		0.00
42150-216	Dispatch - Repair Maint Communication Equip	0.00	0.00	0.00		0.00
42150-221	Dispatch - Printing, Stationery, Envelopes, Forms,	0.00	0.00	0.00		0.00
42150-235	Memberships, Registration Fees, And Tuit - Dispatch	0.00	0.00	0.00		0.00
42150-239	Support Services - Other Publicity, Subscriptions, And Dues	0.00	0.00	0.00		0.00
42150-245	Telephone and Telegraph - Dispatch	0.00	0.00	0.00		0.00

City Of Mt. Pleasant
 Statement of Expenditures one line
 February 2026

Fund : 110 General Fund

Monthly Comparative: 66.67%

Account Number	Account Description	Prior YTD Expenses	Original Budget	YTD Expenses	% Used	MTD Expenses
42150-253	Accounting And Auditing Services	0.00	0.00	0.00		0.00
42150-255	Support Services - Data Processing Services	0.00	0.00	0.00		0.00
42150-259	Dispatch - Other Professional Services	0.00	0.00	0.00		0.00
42150-262	Repair & Maintenance Machinery & Equipment - Dispatch	0.00	0.00	0.00		0.00
42150-280	Dispatch - Travel	0.00	0.00	0.00		0.00
42150-310	Dispatch - Office Supplies And Materials	0.00	0.00	0.00		0.00
42150-320	Dispatch - Operating Supplies	0.00	0.00	0.00		0.00
42150-326	Support Services - Clothing And Uniforms	0.00	0.00	0.00		0.00
42150-510	Insurance - Dispatch	0.00	0.00	0.00		0.00
42150-799	Dispatch - Sundry - Grants, Contributions, Indemnit	0.00	0.00	0.00		0.00
42150-924	Information Technology - Dispatch	0.00	0.00	0.00		0.00
42150-935	Support Services - Building	0.00	0.00	0.00		0.00
42150-942	Dispatch - Construction And Maintenance Machinery A	0.00	0.00	0.00		0.00
42150-949	Vehicles - Dispatch	0.00	0.00	0.00		0.00
	Dispatch - Total	0.00	0.00	0.00	0.00%	0.00
Fire/Building and Codes						
42200-019	Fire/Building and Codes - Fire Training	0.00	0.00	0.00		0.00
42200-111	Fire/Building and Codes - Salaries-Permanent Employees	682,228.85	(1,139,331.00)	719,664.03	63.17%	87,790.00
42200-112	Fire/Building and Codes - Salaries-Permanent Emp Overtim	0.00	0.00	0.00		0.00
42200-113	Fire/Building and Codes - Overtime Wages	13,741.79	(10,000.00)	7,783.26	77.83%	4,975.56
42200-114	Fire/Building and Codes - Salaries - Part Time Fire Fighters	56,910.39	(60,000.00)	59,875.69	99.79%	3,575.52
42200-115	Fire/Building and Codes - Salaries - Severance	0.00	0.00	0.00		0.00
42200-119	Fire/Building and Codes - Other Salaries- Supplement	0.00	(13,600.00)	13,600.00	100.00%	13,600.00
42200-121	Fire/Building and Codes - Wages Other Fire	0.00	0.00	0.00		0.00
42200-122	Fire/Building and Codes - Wages-Perm Emp Otime Dispatche	0.00	0.00	0.00		0.00

City Of Mt. Pleasant
 Statement of Expenditures one line
 February 2026

Fund : 110 General Fund

Monthly Comparative: 66.67%

Account Number	Account Description	Prior YTD Expenses	Original Budget	YTD Expenses	% Used	MTD Expenses
42200-123	Fire/Building and Codes - Wages-Dispatchers O/T	0.00	0.00	0.00		0.00
42200-132	Fire/Building and Codes - Bonus Pay	0.00	0.00	0.00		0.00
42200-135	Fire/Building and Codes - Longevity Pay	11,600.00	(13,832.00)	12,200.00	88.20%	0.00
42200-136	Fire/Building and Codes - Auto Allowance	0.00	0.00	0.00		0.00
42200-137	Fire/Building and Codes - Education Incentive	5,792.98	(17,945.00)	12,427.50	69.25%	1,512.50
42200-141	Fire/Building and Codes - Oasi (Employer's Share)	58,186.57	(96,000.00)	62,522.62	65.13%	8,340.33
42200-142	Fire/Building and Codes - Hospital And Health Insurance	153,053.68	(289,800.00)	178,115.99	61.46%	21,511.00
42200-143	Fire/Building and Codes - Retirement - Current	51,544.08	(78,400.00)	49,928.08	63.68%	10,495.52
42200-146	Fire/Building and Codes - Workmen's Compensation	16,952.31	(24,075.00)	16,585.23	68.89%	0.00
42200-162	Fire/Building and Codes - Volunteer Firemen	0.00	0.00	0.00		0.00
42200-211	Fire/Building and Codes - Postage, Box Rent, Etc	246.98	(1,000.00)	1,107.02	110.70%	0.00
42200-216	Fire/Building and Codes - Repair & Maint-Commun Equip	0.00	0.00	0.00		0.00
42200-221	Fire/Building and Codes - Printing, Stationery, Envelope	0.00	0.00	0.00		0.00
42200-231	Fire/Building and Codes - Publication Of Formal And Legal Notices	500.64	(2,000.00)	1,948.13	97.41%	158.04
42200-233	Fire/Building and Codes - Subscriptions	0.00	0.00	0.00		0.00
42200-235	Fire/Building and Codes - Training and Registration Fees	2,540.49	(5,000.00)	3,508.18	70.16%	817.00
42200-239	Fire/Building and Codes - Other Publicity and Association Dues	941.80	(2,500.00)	970.58	38.82%	0.00
42200-241	Fire/Building and Codes - Electric	9,946.94	(15,000.00)	10,137.69	67.58%	1,430.15
42200-242	Fire/Building and Codes - Water	4,042.89	(8,000.00)	4,945.77	61.82%	920.93
42200-244	Fire/Building and Codes - Gas Service	2,039.72	(10,000.00)	3,282.12	32.82%	1,536.72
42200-245	Fire/Building and Codes - Telephone and Other Communications	12,459.57	(18,500.00)	12,904.91	70.14%	1,517.86
42200-252	Fire/Building and Codes - Legal Services	11,886.68	(15,000.00)	24,769.48	165.13%	0.00
42200-253	Fire/Building and Codes - Accounting And Auditing Services	0.00	0.00	0.00		0.00

City Of Mt. Pleasant
 Statement of Expenditures one line
 February 2026

Fund : 110 General Fund

Monthly Comparative: 66.67%

Account Number	Account Description	Prior YTD Expenses	Original Budget	YTD Expenses	% Used	MTD Expenses
42200-254	Public Safety: Fire - Architectural, Engineering,Landscape-Stormwater	10,413.65	(60,000.00)	117,955.36	117.96%	10,350.86
42200-255	Fire/Building and Codes - Data Processing Services	830.36	(2,000.00)	844.40	42.22%	106.90
42200-256	Public Safety: Fire - Consultant's Services-Stormwater Utility	0.00	0.00	31,809.25	152.98%	3,223.15
42200-257	Fire/Building and Codes - Planning and Zoning Services	36,552.90	(65,000.00)	0.00		0.00
42200-259	Fire/Building and Codes - Other Professional Services	67,211.55	(115,000.00)	74,656.26	83.52%	3,086.65
42200-260	Fire/Building and Codes - Repair And Maintenance Service	12,914.94	(10,000.00)	11,633.12	121.23%	575.96
42200-261	Fire/Building and Codes - Repair Maintenance Motor Vehicles	12,011.08	(15,000.00)	23,965.24	126.84%	4,311.95
42200-266	Public Safety: Fire - Repair And Maintenance Buildings	0.00	0.00	0.00		0.00
42200-269	Fire/Building and Codes - Other Repair & Maintenance-Demolitions	86.68	0.00	136.46		136.46
42200-280	Fire/Building and Codes - Travel	759.98	(2,500.00)	903.26	36.13%	0.00
42200-292	Fire/Building and Codes - Mowing Fees	0.00	0.00	0.00		0.00
42200-310	Fire/Building and Codes - Office Supplies Materials	1,174.43	(2,500.00)	859.98	34.40%	256.09
42200-320	Fire/Building and Codes - Operating Supplies	9,036.47	(15,000.00)	15,414.23	102.76%	1,138.38
42200-326	Fire/Building and Codes - Clothing And Uniforms	2,695.92	(9,000.00)	6,853.61	78.25%	34.66
42200-331	Fire/Building and Codes - Gas, Oil ,Diesel, Grease	10,500.78	(17,000.00)	7,847.04	46.16%	945.50
42200-510	Fire/Building and Codes - Liability Insurance	24,201.14	(30,000.00)	24,842.85	82.81%	0.00
42200-533	Public Safety: Fire - Winter Storm Fern	0.00	0.00	1,941.33		1,941.33
42200-620	Public Safety: Fire - Principal	0.00	(7,700.00)	3,769.27	48.95%	0.00
42200-640	Public Safety: Fire - Interest	0.00	(2,062.00)	1,084.69	52.60%	0.00
42200-682	Public Safety: Fire - Leases Principal	0.00	0.00	0.00		0.00
42200-687	Public Safety: Fire - Interest on Leases	0.00	0.00	0.00		0.00
42200-799	Fire/Building and Codes - Sundry-Grants, Contributions	0.00	0.00	0.00		0.00
42200-921	Fire/Building and Codes - Administrative	0.00	0.00	0.00		0.00

City Of Mt. Pleasant
 Statement of Expenditures one line
 February 2026

Fund : 110 General Fund

Monthly Comparative: 66.67%

Account Number	Account Description	Prior YTD Expenses	Original Budget	YTD Expenses	% Used	MTD Expenses
42200-924	Computer & Software Fire/Building and Codes - Information Technology	0.00	0.00	0.00		0.00
42200-941	Fire/Building and Codes - Grants Capital Outlay Fire	0.00	0.00	0.00		0.00
42200-942	Fire/Building and Codes - Capital Outlay Machinery & Equip	0.00	0.00	0.00		0.00
42200-949	Fire - Other Machinery And Equipment	24,994.00	(55,000.00)	0.00	0.00%	0.00
	Public Safety: Fire - Total Fire Protection & Control	1,308,000.24	(2,227,745.00)	1,520,792.63	70.62%	184,289.02
	Public Works: Streets					
43100-111	Salaries - Permanent Employees - General Fund	30,756.04	(51,500.00)	32,637.11	63.37%	3,938.74
43100-112	Salaries Permanent Emp Overtim - General Fund	0.00	0.00	0.00		0.00
43100-113	Highways And Streets - Salaries - Permanent Employees - Retroac	0.00	0.00	0.00		0.00
43100-115	Highways And Streets - Salaries - Severance - General Fund	0.00	0.00	0.00		0.00
43100-121	Wages Regular Hourly - General Fund	99,979.79	(170,967.00)	105,947.47	61.97%	13,440.87
43100-122	Wages Hourly Emp Overtime - General Fund	0.00	0.00	0.00		0.00
43100-123	Overtime Hourly - Overtime Hourly - General Fund	5,182.65	(6,000.00)	9,765.75	162.76%	3,403.67
43100-132	Bonus Pay - General Fund	0.00	0.00	0.00		0.00
43100-135	Longevity Pay -	3,050.00	(3,650.00)	3,150.00	86.30%	0.00
43100-136	Highways And Streets - Vehicle Allowance	0.00	0.00	0.00		0.00
43100-137	Education Incentive -	0.00	0.00	30.00		0.00
43100-141	Oasi (Employer's Share) - General Fund	10,616.14	(17,800.00)	11,620.79	65.29%	1,574.23
43100-142	Hospital Health Insurance - General Fund	25,494.69	(44,260.00)	30,148.04	68.12%	3,638.49
43100-143	Retirement - Current - General Fund	10,755.17	(17,500.00)	9,332.52	53.33%	951.35
43100-146	Workmen's Compensation - General Fund	5,042.32	(7,200.00)	4,675.55	64.94%	0.00
43100-147	Highways And Streets - Unemployment Insurance	670.20	0.00	0.00		0.00
43100-211	Postage, Box Rent, Etc - General Fund	0.00	0.00	0.00		0.00
43100-216	Repair & Maint-Commun Equipmen - General	0.00	0.00	0.00		0.00

City Of Mt. Pleasant
 Statement of Expenditures one line
 February 2026

Fund : 110 General Fund

Monthly Comparative: 66.67%

Account Number	Account Description	Prior YTD Expenses	Original Budget	YTD Expenses	% Used	MTD Expenses
	Fund					
43100-235	Highways And Streets - Memberships, Registration Fees, And Tuit	39.36	0.00	0.00		0.00
43100-239	Highways And Streets - Other Publicity, Subscriptions, And Dues	713.24	(1,000.00)	589.62	58.96%	0.00
43100-241	Electric - General Fund	1,751.26	(3,000.00)	1,699.33	56.64%	236.08
43100-242	Water - Water - General Fund	580.12	(1,600.00)	1,105.88	69.12%	123.89
43100-244	Gas Service Building - General Fund	182.01	(750.00)	276.56	36.87%	133.25
43100-245	Telephone -	4,416.24	(7,500.00)	5,753.41	77.67%	607.98
43100-253	Highways And Streets - Accounting And Auditing Services	0.00	0.00	0.00		0.00
43100-254	Architectural, Engineering, And Landscap - Highways & Streets	0.00	0.00	0.00		0.00
43100-255	Highways And Streets - Data Processing Services	114.54	(250.00)	116.49	46.60%	14.74
43100-259	Other Professional Services - General Fund	5,159.90	(8,000.00)	4,623.21	57.79%	47.50
43100-260	Repair And Maintenance Building - General Fund	725.89	(8,000.00)	345.59	10.44%	0.00
43100-261	Repair Maintenance Motor Vehic - General Fund	4,327.02	(12,000.00)	9,305.29	77.54%	472.78
43100-262	Highways And Streets - Repair And Maintenance Other Machinery A	34.34	0.00	1,266.35	126.64%	0.00
43100-268	Repair Maintenance Roads - General Fund	0.00	0.00	0.00		0.00
43100-269	Repair Maintenance Other - Repair Maintenance Other Streets	199.02	(8,000.00)	0.00	0.00%	0.00
43100-280	Travel - Streets	0.00	(250.00)	0.00	0.00%	0.00
43100-320	Operating Supplies - General Fund	11,072.57	(25,000.00)	19,496.94	96.45%	578.05
43100-326	Clothing And Uniforms - General Fund	1,563.48	(3,500.00)	1,464.15	41.83%	46.02
43100-331	Gas, Oil, Diesel, Grease - General Fund	10,363.00	(20,000.00)	12,685.89	63.43%	1,698.54
43100-400	Building Materials - General Fund	0.00	0.00	0.00		0.00
43100-510	Insurance General (Tml) - General Fund	6,569.76	(7,500.00)	6,546.81	87.29%	0.00
43100-533	Highways And Streets - Winter Storm Fern	0.00	0.00	2,141.61		2,141.61
43100-620	Highways And Streets - Principal payment	0.00	0.00	0.00		0.00
43100-631	Highways And Streets - Lease Pymt Interest	0.00	0.00	0.00		0.00
43100-640	Highways And Streets - Interest Payment	0.00	0.00	0.00		0.00

City Of Mt. Pleasant
 Statement of Expenditures one line
 February 2026

Fund : 110 General Fund

Monthly Comparative: 66.67%

Account Number	Account Description	Prior YTD Expenses	Original Budget	YTD Expenses	% Used	MTD Expenses
43100-799	Sundry - Sundry - Grants, Contributions - General Fund	0.00	0.00	0.00		0.00
43100-801	Highways And Streets - Lease Pymt Principal Knuckleboom	0.00	0.00	0.00		0.00
43100-899	Highways And Streets - Bond Issue Costs	1,666.67	0.00	0.00		0.00
43100-921	Highways And Streets - Administrative Computer & software	0.00	0.00	0.00		0.00
43100-924	Information Technology - Street	0.00	0.00	0.00		0.00
43100-935	Highways And Streets - Capital - Building & Improvements	0.00	0.00	0.00		0.00
43100-941	Highways And Streets - Grants Expenditures	1,400.00	0.00	680.00	100.00%	0.00
43100-942	Machinery & Equipment -	166,667.00	0.00	0.00		0.00
43100-948	Highways And Streets - Streets and bridges	0.00	(759,000.00)	110,694.21	14.58%	0.00
43100-949	Streets - Other Machinery And Equipment	13,232.74	(25,000.00)	4,950.00	58.88%	0.00
	Total Highways & Streets	422,325.16	(1,209,227.00)	391,048.57	33.65%	33,047.79
43200-259	Other Professional Services - Sanitation	150.00	0.00	0.00		0.00
	Rabies And Animal Control					
44143-720	Rabies And Animal Control - Grants And Donations To Other - General Fund	10,000.00	(13,000.00)	13,000.00	100.00%	0.00
	Total Rabies & Animal Control	10,000.00	(13,000.00)	13,000.00	100.00%	0.00
44400-121	Recreation - Wages - Permanent Employees - Regular	0.00	0.00	0.00		0.00
44400-123	Recreation - Wages - Permanent Employees - Retroactiv	0.00	0.00	0.00		0.00
44400-141	Recreation - Oasi (Employer's Share)	0.00	0.00	0.00		0.00
44400-143	Recreation - Retirement - Current	0.00	0.00	0.00		0.00
	Total Recreation	0.00	0.00	0.00	0.00%	0.00
44550-941	Community Center - CCF Grant Expenditures	0.00	0.00	0.00		0.00
	Economic Development					
47200-230	Publicity, Subscriptions - General Fund	0.00	0.00	0.00		0.00
47200-235	Memberships, Registration Fees - General Fund	1,000.00	(1,005.00)	2,005.00	199.50%	0.00
47200-236	Public Relations - General Fund	4,647.13	(1,000.00)	250.00	25.00%	0.00
47200-237	Advertising - General Fund	0.00	0.00	0.00		0.00

City Of Mt. Pleasant
 Statement of Expenditures one line
 February 2026

Fund : **110** **General Fund** Monthly Comparative: 66.67%

Account Number	Account Description	Prior YTD Expenses	Original Budget	YTD Expenses	% Used	MTD Expenses
47200-250	Other Professional Services - General Fund	0.00	0.00	0.00		0.00
47200-257	Economic Development - Tennessee State Planning Offic - General Fund	0.00	0.00	0.00		0.00
47200-280	Travel - General Fund	0.00	0.00	0.00		0.00
47200-592	Economic Development - Payments In Lieu Of Taxes(Lawrence/Maury)	0.00	0.00	0.00		0.00
47200-720	Economic Development - Grants And Donations To Other Institutio	765.00	(765.00)	755.00	98.69%	0.00
47200-760	Transfer to Planning, Zoning, Codes - Non Departmental	0.00	0.00	0.00		0.00
47200-761	Transfers to Community & Parks & Rec - Transfers To Community & Parks & Rec	130,326.00	(225,489.00)	150,326.00	66.67%	18,790.75
47200-762	Economic Development - Maury County Economic Development	5,000.00	(25,000.00)	25,000.00	100.00%	0.00
47200-763	Transfers to Capital Projects	0.00	0.00	0.00		0.00
47200-765	Economic Development - Transfers To Debt Services	0.00	0.00	0.00		0.00
47200-766	Non Departmental - Airport	5,000.00	(5,000.00)	5,000.00	100.00%	0.00
	Total Economic Development	146,738.13	(258,259.00)	183,336.00	70.99%	18,790.75
49200-621	Note Principal - Retirement Of Bank Notes - General Fund	0.00	0.00	0.00		0.00
49430-633	Capital Outlay Notes - Interest On Bank Notes - General Fund	0.00	0.00	0.00		0.00
	Non-Departmental (Misc)					
51000-310	Miscellaneous Expenditures - Special Census	0.00	0.00	0.00		0.00
51000-510	Insurance General (Tml) - General Fund	0.00	0.00	0.00		0.00
51000-592	Payment In Lieu Of Taxes - General Fund	0.00	(96,000.00)	95,948.99	99.95%	0.00
51000-611	Retirement Of Bonds Fmha Chall - General Fund	0.00	0.00	0.00		0.00
51000-613	Miscellaneous Expenditures - Amortization Of Bond Costs	0.00	0.00	0.00		0.00
51000-631	Interest Bonded Debt City Hall - General Fund	0.00	0.00	0.00		0.00
51000-720	Grants Donations	0.00	0.00	0.00		0.00
51000-734	Judgements and awards	0.00	0.00	0.00		0.00

City Of Mt. Pleasant
 Statement of Expenditures one line
 February 2026

Fund : **110** **General Fund** Monthly Comparative: 66.67%

Account Number	Account Description	Prior YTD Expenses	Original Budget	YTD Expenses	% Used	MTD Expenses
51000-760	Transfer To Com Center - Transfer To Com Center - General Fund	0.00	0.00	0.00		0.00
51000-761	Transfer To Community Developm - Transfers To Other Funds No.-1 General Fund	0.00	0.00	0.00		0.00
51000-765	Transfer To Debt Service - Transfer To Debt Service - General Fund	0.00	0.00	0.00		0.00
51000-920	Interfund Loan Interest - Capital Outlay Note - General Fund	0.00	0.00	0.00		0.00
51000-921	Miscellaneous Expenditures - Capital Outlay	22,340.00	(14,430.00)	33,286.81	103.36%	0.00
51000-922	Capital Outlay Note Com Ctr - General Fund	0.00	0.00	0.00		0.00
	Total Misc Expenditures	22,340.00	(110,430.00)	129,235.80	100.80%	0.00
	Unemployment Compensation					
51400-720	Unemployment Compensation - Grants And Donations To Other - General Fund	0.00	0.00	0.00		0.00
	Tot Unemployment Compensation	0.00	0.00	0.00	0.00%	0.00
51623-760	Operating Trans To Spec Rev Fu - To Solid Waste Funds - General Fund	0.00	0.00	0.00		0.00
51630-760	Operating Transfer To Debt Service Fd - Transfers To Other Funds	145,648.00	(347,727.00)	155,157.50	44.62%	0.00
	Tot Natural Gas	145,648.00	(347,727.00)	155,157.50	44.62%	0.00
	Non-Operating Expenses					
52520-720	Maury Regional Airport	0.00	0.00	0.00		0.00
52520-721	Non-Operating Expenses - Mt Pleasant Museum	365.60	(2,750.00)	766.18	27.86%	280.95
52520-722	Non-Operating Expenses - Community Development Corporation	25,000.00	(25,000.00)	0.00	0.00%	0.00
52520-723	Non-Operating Expenses - Grant Or Donation- Other	6,805.71	(2,750.00)	1,597.85	58.10%	0.00
	Total Non Operating Expenses - Grant Or Donation-Organization - General Fund	32,171.31	(30,500.00)	2,364.03	7.75%	280.95
	Other Non departmental					
52521-720	Tax Equalization-Maury County - Tax Equalization-Maury County	0.00	(13,000.00)	0.00	0.00%	0.00
	Total Other Non departmental	0.00	(13,000.00)	0.00	0.00%	0.00
Total For Fund: 110		\$3,776,111.78	-\$6,947,931.00	\$4,168,647.59	60.00%	\$387,946.55

City Of Mt. Pleasant
 Statement of Expenditures one line
 February 2026

Fund : 121 State Street Aid

Monthly Comparative: 66.67%

Account Number	Account Description	Prior YTD Expenses	Original Budget	YTD Expenses	% Used	MTD Expenses
43110-241	Electric - Electric - State Street Aid Fund	60,020.96	(120,000.00)	66,560.35	55.47%	11,852.90
43110-253	Accounting Auditing Service - State Street Aid Fund	0.00	0.00	0.00		0.00
43110-259	Highway And Street Administration - Other Professional Services	0.00	0.00	0.00		0.00
43110-310	Office Supplies - Office Supplies And Materials - State Street Aid	0.00	0.00	0.00		0.00
43110-510	Insurance General (Tml) - State Street Aid	0.00	0.00	0.00		0.00
43110-799	Highway And Street Administrat - Sundry - Grants, Contributions - State Street Aid Fund	40.96	(100.00)	42.10	42.10%	14.10
43110-924	Information Technology - State Street Aid	0.00	0.00	0.00		0.00
43121-268	Repair And Maintenance Roads - State Street Aid Fund	0.00	0.00	0.00		0.00
43121-269	Repair Maintenance Other - State Street Aid Fund	0.00	0.00	0.00		0.00
43121-290	Other Contractual Services - Other Contractual Services - State Street Aid Checking	0.00	0.00	0.00		0.00
43121-310	Office Supplies And Materials - State Street Aid Fund	0.00	0.00	0.00		0.00
43121-400	Building Materials - State Street Aid Fund	0.00	0.00	0.00		0.00
43121-471	Asphalt And Asphalt Filler - State Street Aid Fund	0.00	0.00	0.00		0.00
43121-924	Equipment & Supplies - IT	0.00	0.00	0.00		0.00
43121-930	Paved Streets - Cap Outlay Land Impvts (Drainage)	0.00	0.00	0.00		0.00
43121-942	Capital Outlay-Sidewalks/Drain - Sidewalks/Drainage	0.00	0.00	0.00		0.00
43124-231	Sidewalks And Crosswalks - Publication Of Formal And Legal Notices	0.00	0.00	0.00		0.00
43124-259	Sidewalks And Crosswalks - Other Professional Services	0.00	0.00	0.00		0.00
43124-269	Repairs And Maintenance Other - Sidewalk Repairs	0.00	0.00	0.00		0.00
43124-921	Tdot Grants Expense - Downtown Revitalization	356,934.32	(100,000.00)	100,899.25	109.72%	20,081.55
43124-930	Sidewalks And Crosswalks - Cap Outlay Land Impvts (downtown)	0.00	0.00	0.00		0.00
43124-941	TDOT Grants Expenditures	0.00	0.00	0.00		

Template Name: LGC Defined Statem
 Created by: LGC

City Of Mt. Pleasant
 Statement of Expenditures one line
 February 2026

User:
 Date/Time:

Section 8, Item A.
 3/11/2026 9:51 AM
 Page 16 of 36

Fund : 121 State Street Aid

Monthly Comparative: 66.67%

Account Number	Account Description	Prior YTD Expenses	Original Budget	YTD Expenses	% Used	MTD Expenses
43124-942	Capital Outlay-Downtown -	0.00	0.00	0.00		0.00
43124-943	Sidewalks And Crosswalks - Grant	37,623.63	(1,375,000.00)	9,339.03	18.14%	9,339.03
47200-765	Economic Development - Transfers To Other Funds	0.00	0.00	0.00		0.00
Total For Fund: 121		\$454,619.87	-\$1,595,100.00	\$176,840.73	11.09%	\$41,287.58

City Of Mt. Pleasant
 Statement of Expenditures one line
 February 2026

Fund : 123 Solid Waste/Sanitation

Monthly Comparative: 66.67%

Account Number	Account Description	Prior YTD Expenses	Original Budget	YTD Expenses	% Used	MTD Expenses
43200-111	Salaries - Permanent Employees -	36,663.23	(61,000.00)	38,461.86	63.05%	4,641.14
43200-112	Wages Permanent Employee Otime -	0.00	0.00	0.00		0.00
43200-113	Overtime Regular - Overtime Regular Special Rev Fd #3/Solid Waste/	0.00	0.00	0.00		0.00
43200-115	Sanitation Services - Salaries - Severance Special Rev Fd #3/Solid Waste	0.00	0.00	0.00		0.00
43200-121	Wages Permanent Employees -	99,980.08	(170,965.00)	105,947.74	61.97%	13,440.91
43200-122	Wages Permanent Emp-Overtime -	0.00	0.00	0.00		0.00
43200-123	Overtime Hourly - Overtime Hourly Special Rev Fd #3/Solid Waste/	5,182.69	(6,000.00)	9,765.89	162.76%	3,403.71
43200-132	Bonus Pay -	0.00	0.00	0.00		0.00
43200-135	Longevity Pay -	3,050.00	(3,650.00)	3,275.00	89.73%	0.00
43200-136	Sanitation Services - Vehicle Allowance	0.00	0.00	0.00		0.00
43200-137	Sanitation Services - Education Incentive	0.00	0.00	231.49		28.06
43200-141	Oasi (Employer's Share) -	11,126.63	(18,500.00)	12,122.71	65.53%	1,629.58
43200-142	Hospital And Health Ins -	26,530.90	(44,260.00)	31,124.30	70.32%	3,754.68
43200-143	Retirement - Current -	7,622.66	(17,075.00)	9,814.62	57.48%	1,009.76
43200-146	Workmen's Compensation -	18,320.76	(20,000.00)	16,103.33	80.52%	0.00
43200-147	Unemplment Compensation -	670.20	0.00	0.00		0.00
43200-211	Postage,Box Rent - Postage,Box Rent Special Rev Fd #3/Solid Waste/	2,493.77	(6,000.00)	3,747.20	62.45%	536.79
43200-216	Repair Maint Commmun Equipment -	0.00	0.00	0.00		0.00
43200-235	Sanitation Services - Memberships, Registration Fees, And Tuit	59.04	0.00	0.00		0.00
43200-239	Sanitation Services - Other Publicity, Subscriptions, And Dues	713.24	(2,000.00)	756.28	37.81%	0.00
43200-241	Electric -	1,751.29	(3,000.00)	1,699.33	56.64%	236.08
43200-242	Water - Water Sanitation	580.16	(1,300.00)	1,154.62	88.82%	123.88
43200-244	Gas Service Building -	182.02	(550.00)	276.55	50.28%	133.25
43200-245	Telephone -	3,604.66	(6,500.00)	4,669.94	72.95%	474.26
43200-253	Accounting And Audit Service - Accounting And Audit Service Special Revenue Fund	0.00	(5,200.00)	5,200.00	100.00%	0.00
43200-255	Sanitation Services - Data Processing Services	7,123.25	(8,500.00)	6,745.56	79.36%	18,413.14

City Of Mt. Pleasant
 Statement of Expenditures one line
 February 2026

Fund : 123 Solid Waste/Sanitation

Monthly Comparative: 66.67%

Account Number	Account Description	Prior YTD Expenses	Original Budget	YTD Expenses	% Used	MTD Expenses
43200-259	Sanitation Services - Other Professional Services	7,095.91	(8,000.00)	6,024.48	75.31%	70.41
43200-261	Repair/Maintenance Motor Vehic -	3,038.59	(15,000.00)	35,013.81	233.43%	23,391.77
43200-269	Repair/Maintenance Other -	199.03	(3,000.00)	265.67	8.86%	0.00
43200-280	Sanitation Services - Travel	0.00	(300.00)	0.00	0.00%	0.00
43200-290	Other Contractual Services -	0.00	0.00	0.00		0.00
43200-294	Machinery And Equipment Rental -	0.00	0.00	0.00		0.00
43200-295	Landfill Services -	0.00	0.00	0.00		0.00
43200-297	Landfill Fee - Landfill Fee Sanitation	78,491.78	(135,000.00)	94,849.31	70.26%	24,543.55
43200-320	Operating Supplies -	1,676.79	(8,000.00)	4,522.20	65.53%	226.09
43200-326	Clothing And Uniforms -	3,397.31	(5,500.00)	2,122.24	38.59%	70.01
43200-331	Gas, Oil ,Diesel, Grease -	9,239.82	(16,000.00)	9,654.67	60.34%	2,008.94
43200-510	Insurance General (Tml) -	7,015.89	(10,200.00)	8,452.98	82.87%	(211.39)
43200-533	Sanitation Services - Winter Storm Fern	0.00	0.00	2,231.31		2,231.31
43200-541	Sanitation Services - Provision For Depreciation	30,534.26	(46,200.00)	24,358.42	52.72%	2,271.37
43200-611	Sanitation Services - Interest on Capital Leases	0.00	0.00	0.00		0.00
43200-631	Sanitation Services - Interest On Bonded Debt	1,715.50	(2,774.00)	1,387.25	50.01%	0.00
43200-741	Sanitation Services - Bad Debt Expense	6,143.48	(3,000.00)	0.00	0.00%	0.00
43200-799	Sundry-Grants, Contributions -	226.75	(400.00)	224.00	56.00%	0.00
43200-802	Sanitation Services - Transfer to Debt Services - Garbage Truck Bond	0.00	0.00	0.00		0.00
43200-921	Sanitation - Administration Computer & software	0.00	0.00	0.00		0.00
43200-924	Information Technology - Sanitation	2,148.69	(6,592.00)	2,844.38	44.62%	18.20
43200-935	Sanitation Services - Building & improvements repairs	0.00	(2,500.00)	0.00	0.00%	0.00
43200-941	Sanitation Services - Grant Expenditures	684.73	0.00	680.00		0.00
43200-942	Sanitation Services - Construction And Maintenance Machinery A	6,096.82	(25,000.00)	0.00	5.91%	0.00
43200-949	Sanitation - Other Machinery And Equipment	3,249.95	(5,000.00)	0.00	0.00%	0.00
Total For Fund: 123		\$386,609.88	-\$666,966.00	\$443,727.14	66.53%	\$84,050.79

City Of Mt. Pleasant
 Statement of Expenditures one line
 February 2026

Fund : 124 Industrial Development

Monthly Comparative: 66.67%

Account Number	Account Description	Prior YTD Expenses	Original Budget	YTD Expenses	% Used	MTD Expenses
47200-230	Publicity Subscriptions Dues -	0.00	0.00	0.00		0.00
47200-231	Publication Of Formal And Lega -	0.00	0.00	0.00		0.00
47200-235	- Memberships, Registration Fees	0.00	0.00	0.00		0.00
47200-236	Public Relations -	0.00	0.00	0.00		0.00
47200-237	Advertising -	0.00	0.00	0.00		0.00
47200-250	Professional Services -	0.00	0.00	0.00		0.00
47200-251	Economic Development - Legal Fees	0.00	0.00	0.00		0.00
47200-252	Legal Services -	0.00	0.00	0.00		0.00
47200-253	Accounting And Auditing Servic -	0.00	0.00	0.00		0.00
47200-254	Architectural, Engineering, An -	0.00	0.00	0.00		0.00
47200-265	Repair And Maintenance Grounds -	0.00	0.00	0.00		0.00
47200-280	Travel -	0.00	0.00	0.00		0.00
47200-310	Office Supplies And Materials -	0.00	0.00	0.00		0.00
47200-320	Operating Supplies -	0.00	0.00	0.00		0.00
47200-599	Penalties For Late Filing -	0.00	0.00	0.00		0.00
47200-600	Debt Service -	0.00	0.00	0.00		0.00
47200-631	Interest On Bonded Debt -	0.00	0.00	0.00		0.00
47200-720	Grants And Donations - Maury Alliance Special Revenue Fund No.-4	0.00	0.00	0.00		0.00
47200-799	Sundry-Grants, Contributions -	0.00	0.00	0.00		0.00
47200-924	Industrial Dev Capital Outlay - Industrial Dev Capital Outlay Special Revenue Fund	0.00	0.00	0.00		0.00
47200-939	Ib Tech Grant Capital Outlay - Ib Tech Grant Capital Outlay Special Revenue Fund	0.00	0.00	0.00		0.00
47200-941	Machinery And Construction - Industrial Development Special Revenue Fund No.-4	0.00	0.00	0.00		0.00
Total For Fund: 124		\$0.00	\$0.00	\$0.00	0.00%	\$0.00

City Of Mt. Pleasant
 Statement of Expenditures one line
 February 2026

Fund : 125 Drug Fund

Monthly Comparative: 66.67%

Account Number	Account Description	Prior YTD Expenses	Original Budget	YTD Expenses	% Used	MTD Expenses
42122-169	Under Cover Work & Task Force - Special Revenue Fund No.-5	0.00	(1,000.00)	0.00	0.00%	0.00
42122-231	Publication Of Formal Legal - Special Revenue Fund No.-5	0.00	0.00	0.00		0.00
42122-235	Memberships Registration Fees - Special Revenue Fund No.-5	625.00	(2,000.00)	260.00	13.00%	0.00
42122-245	Telephone -	0.00	0.00	0.00		0.00
42122-253	Accounting and Auditing Services	0.00	0.00	0.00		0.00
42122-255	Data Processing Services	0.00	0.00	4,285.00	100.00%	0.00
42122-259	Other Professional Services - Other Professional Services - Drug Fund	2,017.50	(2,500.00)	0.00	0.00%	0.00
42122-261	Repair Maintenance Motor Vehic - Special Revenue Fund No.-5	87.48	(2,000.00)	0.00	0.00%	0.00
42122-262	Rep & Maint Other Equip	0.00	(500.00)	95.28	19.06%	0.00
42122-280	Travel	564.16	(2,000.00)	306.00	15.30%	0.00
42122-290	Contractual Services	0.00	0.00	0.00		0.00
42122-299	Sundry(Fingerprinting)	0.00	0.00	0.00		0.00
42122-310	Office Supplies	0.00	(1,000.00)	0.00	0.00%	0.00
42122-320	Operating Supplies - Special Revenue Fund No.-5	900.92	(2,000.00)	3,240.69	242.03%	0.00
42122-326	Clothing And Uniforms	187.67	(3,500.00)	141.75	4.05%	0.00
42122-331	Gas, Oil ,Diesel, Grease - Special Revenue Fund No.-5	0.00	0.00	0.00		0.00
42122-720	Vice Control - Principal Payments Body Cameras & Tasers	0.00	0.00	0.00		0.00
42122-721	Grants Or Donations - Special Revenue Fund No.-5	0.00	0.00	0.00		0.00
42122-740	Vice Control - Interest on Axon Body Cameras & Tasers	0.00	0.00	0.00		0.00
42122-790	Other Grants, Contribuitons - Special Revenue Fund No.-5	0.00	0.00	0.00		0.00
42122-799	Sundry-Grants, Contributions	0.00	0.00	0.00		0.00
42122-921	Administrative Equipment	0.00	(2,000.00)	0.00	0.00%	0.00
42122-922	Capital Outlay Blding - Capital Outlay Blding - Drug Fund	0.00	0.00	0.00		0.00

City Of Mt. Pleasant
 Statement of Expenditures one line
 February 2026

Fund : 125 Drug Fund

Monthly Comparative: 66.67%

Account Number	Account Description	Prior YTD Expenses	Original Budget	YTD Expenses	% Used	MTD Expenses
42122-924	Information Technology - Drug	0.00	0.00	0.00		0.00
42122-935	Buildings & improvements - Drug Fund	2,250.00	(3,000.00)	0.00	0.00%	0.00
42122-942	Machinery & Equipment - Drug Fund	2,145.00	(9,000.00)	0.00	31.36%	0.00
42122-949	Drug - Other Machinery And Equipment	36,541.36	0.00	0.00		0.00
42125-231	Youth Investigation And Contro - Publication Of Formal And Lega - Special Revenue Fund No.-5	0.00	0.00	0.00		0.00
42125-261	Rep & Maint Motor Vehicles	0.00	0.00	0.00		0.00
42125-280	Youth Investigation And Contro - Travel - Special Revenue Fund No.-5	0.00	0.00	0.00		0.00
42125-320	Youth Investigation And Contro - Operating Supplies - Special Revenue Fund No.-5	0.00	0.00	0.00		0.00
42125-790	Youth Investigation And Contro - Other Grants, Contributions, A - Special Revenue Fund No.-5	0.00	0.00	0.00		0.00
42125-799	Sundry	0.00	0.00	0.00		0.00
49100-610	Bond Principal - Bonds	0.00	0.00	0.00		0.00
49300-630	Interest - Bonds - Interest	0.00	0.00	0.00		0.00
Total For Fund: 125		\$45,319.09	-\$30,500.00	\$8,328.72	27.31%	\$0.00

Template Name: LGC Defined Statem
 Created by: LGC

City Of Mt. Pleasant
 Statement of Expenditures one line
 February 2026

User:
 Date/Time:

Section 8, Item A.
 3/11/2026 9:51 AM
 Page 22 of 36

Fund : 127 E-Citations Monthly Comparative: 66.67%

Account Number	Account Description	Prior YTD Expenses	Original Budget	YTD Expenses	% Used	MTD Expenses
Public Safety: Police						
42100-921	Police - Administrative Computer & Software/Hardware	0.00	0.00	0.00		0.00
	Police - Total Police	0.00	0.00	0.00	0.00%	0.00
Recreation/Park Maintenance						
44400-111	-	0.00	0.00	0.00		0.00
	Total Recreation	0.00	0.00	0.00	0.00%	0.00
Economic Development						
47200-799	Economic Development - Sundry - Grants, Contributions, Indemnit	0.00	0.00	0.00		0.00
	Total Economic Development	0.00	0.00	0.00	0.00%	0.00
Total For Fund:	127	\$0.00	\$0.00	\$0.00	0.00%	\$0.00

City Of Mt. Pleasant
 Statement of Expenditures one line
 February 2026

Fund : 171 Capital Projects

Monthly Comparative: 66.67%

Account Number	Account Description	Prior YTD Expenses	Original Budget	YTD Expenses	% Used	MTD Expenses
16500-001	Construction In Progress - Work in process	0.00	0.00	0.00		0.00
16500-121	Construction In Progress - Transfer State Street Aid -downtown revitalization	0.00	0.00	0.00		0.00
16500-123	Construction In Progress - Garbage Truck	0.00	0.00	0.00		0.00
41500-910	Land -	0.00	0.00	0.00		0.00
41500-935	City Hall Building -	0.00	0.00	0.00		0.00
41500-942	Information Technology - Radio Equipment	0.00	0.00	0.00		0.00
42200-939	Public Safety: Fire - Other Improvements	0.00	0.00	0.00		0.00
42200-945	Public Safety: Fire - Communication Equipment	261,286.24	0.00	0.00		0.00
43100-254	Highways And Streets - Architectural, Engineering, And Landscap	13,293.32	0.00	0.00		0.00
43100-931	Highways And Streets - Roads, Street, And Parking Lots	1,911,998.09	(1,020,000.00)	285,061.60	60.47%	69,181.00
43100-935	Highways And Streets - Improvements	0.00	0.00	0.00		0.00
43100-942	Equipment - Streets	0.00	0.00	0.00		0.00
43200-935	Sanitation Services - Improvements	0.00	0.00	0.00		0.00
43200-942	Equipment - Sanitation	0.00	0.00	0.00		0.00
51000-110	Miscellaneous Expenditures - Transfer to General Fund	0.00	0.00	0.00		0.00
51000-121	Miscellaneous Expenditures - Transfer to State Street Aid	0.00	0.00	0.00		0.00
51000-123	Miscellaneous Expenditures - Transfer to Sanitation	0.00	0.00	0.00		0.00
51000-413	Transfer to Water/Wastewater	0.00	0.00	0.00		0.00
51000-612	Miscellaneous Expenditures - Transfer to Community Center	0.00	0.00	0.00		0.00
51000-910	Land	0.00	0.00	0.00		0.00
51000-935	Miscellaneous Expenditures - Construction	0.00	0.00	0.00		0.00
52521-632	Other Non Departmental - Premium on Bonds	0.00	0.00	0.00		0.00
Total For Fund: 171		\$2,186,577.65	-\$1,020,000.00	\$285,061.60	27.95%	\$69,181.00

Template Name: LGC Defined Statem
 Created by: LGC

City Of Mt. Pleasant
 Statement of Expenditures one line
 February 2026

User:
 Date/Time:

Section 8, Item A.
 3/11/2026 9:51 AM
 Page 24 of 36

Fund : **210 Debt Service**

Monthly Comparative: 66.67%

Account Number	Account Description	Prior YTD Expenses	Original Budget	YTD Expenses	% Used	MTD Expenses
23100	2008 GO Bonds General Fund	0.00	0.00	0.00		0.00
23115	USDA Firetruck - GO Bond Series 2018	0.00	0.00	0.00		0.00
23200	Notes Payable 2002 GO Bond	0.00	0.00	0.00		0.00
42200-810	Public Safety: Fire - USDA Bond Payment	0.00	0.00	0.00		0.00
49100-610	Bond Principal - Bonds	55,096.00	(167,716.00)	75,545.00	45.04%	0.00
49300-630	Interest - Bonds - Interest	77,625.00	(178,011.00)	105,734.50	59.40%	0.00
51000-610	Miscellaneous Expenditures - Bonds	0.00	0.00	0.00		0.00
51000-631	Miscellaneous Expenditures - Interest On Bonded Debt	0.00	0.00	0.00		0.00
51000-632	Miscellaneous Expenditures - Interest on Firetruck bond series 2018	0.00	0.00	0.00		0.00
51000-799	Miscellaneous Expenditures - Sundry - Grants, Contributions, Indemnit	900.00	(2,000.00)	450.00	22.50%	0.00
51000-821	GO Bond Series 2021	0.00	0.00	0.00		0.00
Total For Fund: 210		\$133,621.00	-\$347,727.00	\$181,729.50	52.26%	\$0.00

City Of Mt. Pleasant
 Statement of Expenditures one line
 February 2026

Fund : 413 Water And Sewer

Monthly Comparative: 66.67%

Account Number	Account Description	Prior YTD Expenses	Original Budget	YTD Expenses	% Used	MTD Expenses
37194-100	Refund of water meter deposit - Water	0.00	0.00	0.00		0.00
52100	Public Utilities: Water	0.00	0.00	0.00		0.00
52100-111	Salaries - Permanent Employees - Water And Sewer	132,772.28	(216,184.00)	130,971.32	60.58%	15,924.74
52100-112	Overtime Permanent Employees - Water And Sewer	0.00	0.00	0.00		0.00
52100-113	Water Utilities - Salaries - Permanent Employees - Retroac	0.00	0.00	0.27		0.00
52100-115	Water Utilities - Salaries - Severance - Water And Sewer	0.00	0.00	0.00		0.00
52100-121	Wages Hourly - Permanent Employees - - Water And Sewer	134,362.81	(229,417.00)	147,466.82	64.28%	20,250.19
52100-123	Overtime Hourly - Overtime Hourly - Water And Sewer	12,707.85	(24,000.00)	15,252.03	63.55%	3,505.59
52100-129	Janitorial - Water And Sewer	0.00	0.00	0.00		0.00
52100-132	Bonus Pay - Water And Sewer	0.00	0.00	0.00		0.00
52100-135	Longevity Pay -	2,257.50	(3,000.00)	3,400.00	100.00%	0.00
52100-136	Water Utilities - Auto Allowance	0.00	0.00	0.00		0.00
52100-137	Education Incentive - Water Utilities	959.62	(2,000.00)	1,780.20	89.01%	170.14
52100-141	Oasi (Employers Share) - Water And Sewer	21,455.68	(38,000.00)	22,671.35	59.66%	2,963.27
52100-142	Hospital/Health Insurance - Water And Sewer	47,898.36	(90,000.00)	59,225.31	65.81%	7,563.52
52100-143	Retirement - Current - Water And Sewer	13,244.15	(29,000.00)	17,504.58	60.36%	4,044.58
52100-146	Workmens Compensation - Water And Sewer	8,605.72	(12,000.00)	7,458.05	62.15%	0.00
52100-147	Unemployment Compensation - Unemployment Compensation - Water And Sewer	0.00	0.00	0.00		0.00
52100-211	Postage, Box Rent, Etc - Water And Sewer	7,144.70	(10,000.00)	6,373.88	63.74%	809.86
52100-216	Repair/Maint-Commun Equip - Water And Sewer	0.00	0.00	0.00		0.00
52100-231	Publication Formal/Legal - Water And Sewer	263.50	(500.00)	483.23	96.65%	111.43
52100-233	Water Utilities - Subscriptions To Newspapers And Periodic	75.00	(100.00)	0.00	0.00%	0.00
52100-235	Memberships, Registration Fees - Water And Sewer	3,268.64	(7,000.00)	3,364.81	48.07%	254.83
52100-239	Water Utilities - Other Publicity, Subscriptions, And Dues	12,890.42	(13,500.00)	8,073.20	59.80%	0.00

City Of Mt. Pleasant
 Statement of Expenditures one line
 February 2026

Fund : 413 Water And Sewer

Monthly Comparative: 66.67%

Account Number	Account Description	Prior YTD Expenses	Original Budget	YTD Expenses	% Used	MTD Expenses
52100-241	Electric - Water And Sewer	71,522.43	(125,000.00)	85,286.26	68.23%	9,793.82
52100-242	Water Purchase - Water And Sewer	14,615.39	(25,000.00)	14,075.35	56.30%	2,258.58
52100-244	Gas - Water Utilities	105.40	(1,000.00)	322.52	32.25%	139.02
52100-245	Telephone -	11,167.92	(27,000.00)	10,867.05	41.31%	1,109.43
52100-252	Legal Services - Water And Sewer	6,038.73	(10,000.00)	3,933.63	39.34%	0.00
52100-253	Accounting/Audit Services - Water And Sewer	0.00	(2,600.00)	2,600.00	100.00%	0.00
52100-254	Architectural/Engineering	33,279.59	(70,000.00)	23,320.97	33.32%	0.00
52100-255	Data Processing Services - Water And Sewer	8,043.89	(10,000.00)	4,065.86	40.66%	58.98
52100-259	Other Professional Services - Water And Sewer	109,861.87	(70,000.00)	68,184.61	118.09%	14,974.91
52100-261	Repair/Maintenance Motor Vehic - Water And Sewer	8,488.95	(10,000.00)	5,060.97	50.92%	762.36
52100-262	Repair/Maint Other Mach/Equip - Water And Sewer	12,396.49	(20,000.00)	14,843.30	74.22%	3,171.25
52100-263	Repair/Maintenance - Other - Water And Sewer	18,797.20	(20,000.00)	7,584.91	83.96%	0.00
52100-269	Water Utilities - Repair And Maintenance Other Repair And	1,431.18	(3,600.00)	948.42	39.94%	948.42
52100-280	Travel - Water And Sewer	711.89	(4,000.00)	2,730.36	68.26%	265.33
52100-310	Office Supplies/Materials - Water And Sewer	2,696.17	(3,500.00)	1,606.09	45.89%	70.29
52100-320	Operating Supplies - Water And Sewer	95,229.57	(125,000.00)	87,522.56	76.45%	13,812.04
52100-322	Chemical/Laboratory Supplies - Water And Sewer	66,169.43	(100,000.00)	40,726.55	40.73%	4,808.31
52100-326	Clothing & Uniforms - Water And Sewer	3,768.84	(8,000.00)	6,460.42	80.76%	110.85
52100-329	Water Utilities - Other Operating Supplies	0.00	0.00	23,218.42		572.00
52100-331	Vehicle Op Expense - Gas, Oil, Diesel Fuel, Grease, - Water And Sewer	9,070.70	(15,000.00)	9,632.25	64.22%	1,843.68
52100-391	Water Utilities - Water Meters	74,653.00	(25,000.00)	23,075.00	92.30%	0.00
52100-510	Insurance - General - Water And Sewer	63,953.50	(44,000.00)	43,470.64	98.80%	(2,739.69)
52100-533	Water Utilities - Winter Storm Fern	0.00	0.00	22,590.18		22,272.84
52100-541	Provision For Depreciation - Water And Sewer	302,526.06	(455,000.00)	326,722.64	71.81%	39,991.65
52100-611	Retirement Of Bonds	0.00	0.00	0.00		0.00
52100-613	Amortization On Bond Premium - Water And Sewer	0.00	0.00	0.00		0.00

City Of Mt. Pleasant
 Statement of Expenditures one line
 February 2026

Fund : 413 Water And Sewer

Monthly Comparative: 66.67%

Account Number	Account Description	Prior YTD Expenses	Original Budget	YTD Expenses	% Used	MTD Expenses
52100-631	Interest On Bonded Debt - Water And Sewer	76,389.62	(155,000.00)	107,154.50	69.13%	8,419.60
52100-692	Water Utilities - Issuance Costs	0.00	0.00	0.00		0.00
52100-741	Water - Bad Debt Expense	11,993.59	(5,000.00)	0.00	0.00%	0.00
52100-760	Transfers To Other Funds - Water And Sewer	0.00	0.00	0.00		0.00
52100-765	Transfer To Debt Service - Transfer To Debt Service - Water And Sewer	0.00	0.00	0.00		0.00
52100-799	Sundry - Grants, Contributions - Water And Sewer	725.12	(1,000.00)	570.72	57.07%	177.89
52100-899	Water Utilities - Bond Issue Costs	833.33	0.00	0.00		0.00
52100-921	Water Utilities - Administrative Computer & Software	0.00	0.00	0.00		0.00
52100-922	Capital Outlay Note - Water And Sewer	0.00	0.00	0.00		0.00
52100-923	Interest - Interest - Water And Sewer	0.00	0.00	0.00		0.00
52100-924	Information Technology - Water	5,627.31	(19,492.00)	13,003.97	79.25%	2,103.61
52100-932	Water Plant Construction - Water Plant Construction - Water And Sewer	0.00	0.00	0.00		0.00
52100-934	System Improvements Gen - Drainage, Water Supply And Sto Water And Sewer	0.00	0.00	0.00		0.00
52100-935	Water Utilities - Building & improvements	233.00	(2,500.00)	0.00	0.00%	0.00
52100-939	Other Capital Outlay	58,910.99	(45,000.00)	25,910.34	57.58%	0.00
52100-940	Water Utilities - Water Capital Projects	99,550.00	0.00	566,201.47		15,095.50
52100-941	Water Utilities - Grants Expenditures	56,160.00	(999,340.00)	477,406.25	88.30%	0.00
52100-942	Water Utilities - Machinery & Equipment	89,563.77	0.00	0.00		0.00
52100-949	Water - TDEC ARPA	8,919.85	(2,559,000.00)	1,234,136.08	68.03%	37,737.05
52110-141	-	0.00	0.00	0.00		0.00
52110-143	-	0.00	0.00	0.00		0.00
Public Utilities: Wastewater Water And Sewer						
52200-111	Salaries - Permanent Employees - Water And Sewer	76,034.29	(116,220.00)	65,781.02	56.60%	8,022.88
52200-112	Salaries-Permanent Emp-Overtim - Water And Sewer	0.00	0.00	0.00		0.00
52200-115	Sewer - Salaries - Severance - Water And Sewer	0.00	0.00	0.00		0.00

City Of Mt. Pleasant
 Statement of Expenditures one line
 February 2026

Fund : 413 Water And Sewer

Monthly Comparative: 66.67%

Account Number	Account Description	Prior YTD Expenses	Original Budget	YTD Expenses	% Used	MTD Expenses
52200-121	Wages - Hourly - Wages-Hourly-Sewer	189,037.51	(347,380.00)	208,286.54	59.96%	25,930.60
52200-122	Overtime Hourly - Ater And Sewer	0.00	0.00	0.00		0.00
52200-123	Overtime Hourly - Overtime Hourly - Water And Sewer	16,555.38	(24,000.00)	21,391.97	89.13%	6,159.93
52200-132	Bonus Pay - Water And Sewer	0.00	0.00	0.00		0.00
52200-135	Longevity Pay -	5,557.50	(6,000.00)	6,500.00	100.00%	0.00
52200-136	Sewer - Auto Allowance	0.00	0.00	0.00		0.00
52200-137	Education Incentive - Sewer	959.64	(2,000.00)	1,780.26	89.01%	170.16
52200-141	Oasi (Employers Share) - Water And Sewer	21,608.54	(39,000.00)	22,918.44	58.77%	3,000.87
52200-142	Hospital/Health Insurance - Water And Sewer	67,967.39	(124,200.00)	70,020.28	56.38%	8,133.36
52200-143	Retirement - Current - Water And Sewer	15,231.72	(30,500.00)	14,401.76	47.22%	3,134.00
52200-146	Workmens Compensation Insuranc - Water And Sewer	8,097.86	(11,100.00)	7,297.03	65.74%	0.00
52200-147	Unemployment Compensation - Unemployment Compensation - Water And Sewer	0.00	0.00	0.00		0.00
52200-211	Postage, Box Rent, Etc - Water And Sewer	3,341.03	(6,000.00)	3,343.40	55.72%	450.69
52200-231	Publication Of Formal/Legal No - Water And Sewer	183.00	(1,000.00)	191.52	19.15%	0.00
52200-235	Memberships/Registration Fees - Water And Sewer	2,257.32	(4,000.00)	2,126.82	53.17%	254.83
52200-237	Advertising - Water And Sewer	0.00	0.00	0.00		0.00
52200-239	Sewer - Other Publicity, Subscriptions, And Dues	3,026.51	(5,000.00)	7,959.59	99.49%	0.00
52200-241	Electric - Water And Sewer	79,423.70	(135,000.00)	75,831.38	56.17%	13,754.77
52200-242	Water - Water And Sewer	6,582.88	(10,000.00)	17,988.44	179.88%	2,569.50
52200-244	Gas - Water And Sewer	191.63	(1,000.00)	329.67	32.97%	144.02
52200-245	Telephone -	9,743.04	(16,000.00)	11,625.88	73.11%	1,373.99
52200-252	Legal Services - Water And Sewer	7,471.37	(10,000.00)	2,997.63	29.98%	0.00
52200-253	Accounting/Audit Service - Water And Sewer	0.00	(2,600.00)	2,600.00	100.00%	0.00
52200-254	Architectural/Engineering	29,651.64	(58,000.00)	31,782.10	54.80%	0.00
52200-255	Data Processing Services - Water And Sewer	7,728.92	(6,500.00)	3,745.56	57.62%	18.43
52200-259	Other Professional Services - Other Professional Services Water And Sewer	145,359.86	(100,000.00)	69,453.53	85.26%	5,935.19

City Of Mt. Pleasant
 Statement of Expenditures one line
 February 2026

Fund : 413 Water And Sewer

Monthly Comparative: 66.67%

Account Number	Account Description	Prior YTD Expenses	Original Budget	YTD Expenses	% Used	MTD Expenses
52200-261	Repair/Maintenance Motor Vehic - Water And Sewer	7,432.92	(8,000.00)	3,421.93	43.16%	762.38
52200-262	Rep/Maintenance Equipment - Water And Sewer	11,120.51	(15,000.00)	14,837.69	111.33%	2,250.00
52200-269	Sewer - Repair And Maintenance Other	6,505.33	(8,500.00)	712.42	14.14%	712.42
52200-280	Travel - Water And Sewer	1,352.06	(4,000.00)	1,011.09	25.28%	118.33
52200-310	Office Supplies/Materials - Water And Sewer	1,985.64	(4,000.00)	2,083.38	52.08%	70.29
52200-320	Operating Supplies - Water And Sewer	32,747.14	(50,000.00)	31,428.71	68.89%	1,914.18
52200-322	Chemical/Laboratory - Water And Sewer	112,292.43	(200,000.00)	156,352.96	78.18%	10,375.02
52200-326	Clothing/Uniforms - Water And Sewer	2,943.60	(4,500.00)	3,418.10	75.96%	111.33
52200-329	Sewer - Other Operating Supplies	0.00	0.00	0.00		0.00
52200-331	Gas, Oil, Diesel Fuel - Water And Sewer	9,070.75	(14,000.00)	9,632.26	68.80%	1,843.69
52200-510	Insurance - General - Water And Sewer	5,972.11	(34,000.00)	28,155.23	82.81%	(2,073.79)
52200-533	Sewer - Winter Storm Fern	0.00	0.00	2,790.67		2,747.81
52200-541	Provision For Depreciation - Water And Sewer	239,717.81	(720,000.00)	275,353.76	38.24%	34,386.30
52200-613	Amortization On Bond Premium - Water And Sewer	0.00	0.00	0.00		0.00
52200-620	Interfund Principal - Interfund Principal - Sewer	0.00	0.00	0.00		0.00
52200-631	Interest On Bonded Debt - Water/Sewer	64,884.00	(95,000.00)	69,141.34	72.78%	1,050.00
52200-632	Note (419) - P&i Payments - Water And Sewer	0.00	0.00	0.00		0.00
52200-640	Interfund Interest - Interfund Interest Sewer	0.00	0.00	0.00		0.00
52200-741	Sewer - Bad Debt Expense	13,166.29	(10,000.00)	0.00	0.00%	0.00
52200-760	Transfers To Other Funds - Water/Sewer	0.00	0.00	0.00		0.00
52200-799	Sundry-Grants, Contributions - Water And Sewer	384.16	(1,000.00)	381.74	38.17%	0.00
52200-899	Sewer - Bond Issue Costs	833.33	0.00	0.00		0.00
52200-921	Sewer - Administrative Computer & software	0.00	(1,000.00)	0.00	0.00%	0.00
52200-922	Interfund Interest Payment - Interfund Interest Payment Sewer	0.00	0.00	0.00		0.00
52200-923	Interest on Bank Loans	0.00	0.00	0.00		0.00
52200-924	Information Technology - Wastewater	5,160.65	(11,992.00)	3,458.51	40.34%	682.56

Template Name: LGC Defined Statem
 Created by: LGC

City Of Mt. Pleasant
 Statement of Expenditures one line
 February 2026

User:
 Date/Time:

Section 8, Item A.
 3/11/2026 9:51 AM
 Page 30 of 36

Fund : 413 Water And Sewer

Monthly Comparative: 66.67%

Account Number	Account Description	Prior YTD Expenses	Original Budget	YTD Expenses	% Used	MTD Expenses
52200-932	Sewer - Utility Plant	0.00	0.00	0.00		0.00
52200-934	Sewer - Plant Distribution	0.00	0.00	0.00		0.00
52200-935	Sewer - Buildings	233.00	(2,500.00)	0.00	0.00%	0.00
52200-937	Lagoon Sep Project - Lagoon Sep Project - Water And Sewer	0.00	0.00	0.00		0.00
52200-939	Lagoon/Rehab Expense - Lagoon/Rehab Expense - Sewer	0.00	0.00	0.00		0.00
52200-940	Sewer - Job Costing	0.00	0.00	42,750.00		0.00
52200-941	Sewer - Grants Expenditures	1,680.00	(944,842.00)	224,836.00	116.97%	(3,724.00)
52200-942	Sewer - Machiney & Equipment	85,065.77	0.00	6,395.00		0.00
52200-949	Other Machinery And Equipment	59,424.70	(45,000.00)	25,910.33	57.58%	0.00
Total For Fund: 413		\$3,079,323.94	-\$8,863,567.00	\$5,227,681.28	58.98%	\$363,635.61

City Of Mt. Pleasant
 Statement of Expenditures one line
 February 2026

Fund : 415 Natural Gas

Monthly Comparative: 66.67%

Account Number	Account Description	Prior YTD Expenses	Original Budget	YTD Expenses	% Used	MTD Expenses
41500	Financial Administration	0.00	0.00	0.00		0.00
52400-111	Salaries Permanent Hourly - Natural Gas	245,213.91	(378,500.00)	213,550.91	56.42%	24,895.41
52400-112	Salaries Overtime Regular - Natural Gas	0.00	0.00	0.00		0.00
52400-113	Natural Gas - Salaries - Permanent Employees - Retroac	0.00	0.00	0.00		0.00
52400-115	Natural Gas - Salaries - Severance - Natural Gas	0.00	0.00	0.00		0.00
52400-121	Wages Hourly - Natural Gas	241,060.38	(427,300.00)	258,264.16	60.44%	33,527.57
52400-122	Wages Permanent Emp Overtime - Natural Gas	0.00	0.00	0.00		0.00
52400-123	Overtime Hourly - Overtime Hourly - Atural Gas	24,874.39	(25,000.00)	28,626.29	114.51%	5,971.47
52400-129	Janitorial - Natural Gas	0.00	0.00	0.00		0.00
52400-132	Bonus Pay - Natural Gas	0.00	0.00	0.00		0.00
52400-135	Longevity Pay -	6,335.00	(6,500.00)	7,890.00	100.00%	0.00
52400-136	Natural Gas - Auto Allowance	0.00	0.00	0.00		0.00
52400-137	Education Incentive -	3,392.58	(8,500.00)	5,623.10	66.15%	624.42
52400-141	Fica Employer's Share - Natural Gas	39,687.91	(67,000.00)	40,388.34	60.28%	4,859.62
52400-142	Hospital/Health Insurance - Natural Gas	109,890.02	(167,000.00)	105,411.44	63.12%	12,149.92
52400-143	Retirement - Current - Natural Gas	22,940.41	(48,000.00)	25,244.78	52.59%	5,859.06
52400-146	Workmen's Compensation Ins - Natural Gas	1,191.52	(4,000.00)	945.45	23.64%	0.00
52400-147	Unemployment Compensation - Natural Gas	0.00	0.00	0.00		0.00
52400-161	Board And Committee Members - Natural Gas	6,376.26	(12,400.00)	6,200.00	50.00%	0.00
	Natural Gas	700,962.38	(1,144,200.00)	692,144.47	60.42%	87,887.47
52400-211	Postage, Box Rent, Etc - Natural Gas	4,161.28	(8,000.00)	3,499.97	43.75%	457.20
52400-216	Repair/Maint Communicat Equip - Natural Gas	0.00	0.00	0.00		0.00
52400-219	Other: Transportation Charges - Natural Gas	0.00	0.00	0.00		0.00
52400-221	Printing, Stationery, Publicat - Natural Gas	0.00	(500.00)	0.00	0.00%	0.00
52400-233	Subscriptions -	60.00	(200.00)	0.00	0.00%	0.00
52400-235	Memberships/Registration Fees - Natural Gas	11,314.27	(16,000.00)	8,956.81	55.98%	254.83
52400-237	Advertising - Natural Gas	75.00	(350.00)	0.00	0.00%	0.00
52400-239	Natural Gas - Dues and memberships	2,196.22	(4,000.00)	1,953.93	48.85%	0.00
52400-241	Electric - Natural Gas	6,940.74	(11,000.00)	7,619.51	69.27%	77

City Of Mt. Pleasant
 Statement of Expenditures one line
 February 2026

Fund : 415 Natural Gas

Monthly Comparative: 66.67%

Account Number	Account Description	Prior YTD Expenses	Original Budget	YTD Expenses	% Used	MTD Expenses
52400-242	Water Service - Natural Gas	1,561.12	(3,500.00)	2,516.04	71.89%	476.25
52400-244	Gas - Gas - Natural Gas	863.15	(4,000.00)	1,400.99	35.02%	659.51
52400-245	Telephone -	8,454.98	(14,000.00)	8,010.39	57.73%	874.47
52400-252	Legal Services - Natural Gas	2,933.06	(6,000.00)	3,636.26	60.60%	0.00
52400-253	Accounting Audit Services - Natural Gas	0.00	(5,200.00)	5,200.00	100.00%	0.00
52400-254	Architectural, Engineering - Natural Gas	4,277.64	(15,000.00)	12,492.03	83.28%	771.10
52400-255	Data Processing Services - Natural Gas	7,123.25	(8,500.00)	6,745.56	79.36%	18.43
52400-259	Other Professional Service - Natural Gas	31,992.36	(50,000.00)	42,241.79	84.48%	7,327.31
52400-261	Repair/Maintenance Motor Vehic - Natural Gas	8,346.71	(10,000.00)	4,095.08	41.26%	1,107.27
52400-262	Repair/Maintenance Equipment - Natural Gas	9,539.80	(14,000.00)	9,850.24	70.36%	1,125.00
52400-269	Repair/Maintenance Other - Natural Gas	5,878.13	(8,000.00)	1,266.66	21.95%	712.42
52400-280	Travel - Natural Gas	330.06	(4,000.00)	2,074.89	51.87%	118.34
52400-310	Office Supplies Materials - Natural Gas	1,850.78	(4,000.00)	1,997.15	49.93%	70.29
52400-320	Operating Supplies - Natural Gas	57,570.37	(80,000.00)	57,074.85	79.34%	7,646.88
52400-326	Clothing/Uniforms - Natural Gas	2,181.73	(5,000.00)	1,377.46	27.55%	71.10
52400-329	Natural Gas - Other Operating Supplies	0.00	0.00	0.00		0.00
52400-331	Gas/Oil/Diesel Fuel - Natural Gas	9,070.74	(18,000.00)	9,632.26	53.51%	1,843.68
52400-391	Natural Gas - Meters	14,866.00	(100,000.00)	46,851.58	46.85%	1,174.62
52400-510	Insurance - General - Natural Gas	14,235.74	(22,000.00)	18,252.59	82.97%	3,077.89
52400-533	Natural Gas - Winter Storm Fern	0.00	0.00	2,814.85		2,771.99
52400-541	Provision For Depreciation - Natural Gas	144,163.40	(225,000.00)	161,900.42	71.96%	20,190.72
52400-592	Payment In Lieu Of Taxes - Payments In Lieu Of Taxes - Natural Gas	0.00	(80,000.00)	0.00	0.00%	0.00
52400-611	Retirement Of Bonds - Natural Gas	0.00	0.00	0.00		0.00
52400-631	Interest On Bonded Debt - Natural Gas	0.00	(5,500.00)	5,497.68	99.96%	0.00
52400-741	Natural Gas - Bad Debt Expense	3,851.57	(4,000.00)	0.00	0.00%	0.00
52400-760	Transfers To Other Funds - Natural Gas	0.00	0.00	0.00		0.00
52400-761	Transfer To Cap Improvements - Transfer To Cap Improvements Natural Gas	0.00	0.00	0.00		0.00
52400-799	Sundry - Grants, Contributions - Natural Gas	1,704.19	(2,600.00)	2,256.67	86.80%	518.90

City Of Mt. Pleasant
 Statement of Expenditures one line
 February 2026

Fund : 415 Natural Gas

Monthly Comparative: 66.67%

Account Number	Account Description	Prior YTD Expenses	Original Budget	YTD Expenses	% Used	MTD Expenses
52400-899	Natural Gas - Bond Issue Costs	1,666.67	0.00	0.00		0.00
52400-921	Natural Gas - Administrative Computer & Software	0.00	(1,000.00)	0.00	0.00%	0.00
52400-922	Capital Outlay Note	0.00	0.00	0.00		0.00
52400-924	Information Technology - Gas	3,501.07	(10,492.00)	2,886.38	40.65%	1,039.62
52400-935	Natural Gas - Capital Outlay - Building Repair	232.00	(5,000.00)	0.00	0.00%	0.00
52400-939	Capital Outlay Other Improveme - Natural Gas	0.00	0.00	0.00		0.00
52400-941	Natural Gas - Grant Expenditures	1,400.00	0.00	850.00		0.00
52400-942	Capital Outlay-Equipment -	217,379.77	(90,000.00)	28,385.33	58.47%	0.00
52400-949	Capital Outlay Cherry Glen Spe - Capital Outlay Cherry Glen Spe - Natural Gas	0.00	0.00	0.00		0.00
52411-351	Purchased Gas - Natural Gas Purchased For Resa - Natural Gas	2,637,222.72	(3,810,000.00)	3,025,128.78	79.40%	565,352.75
Tot Natural Gas - Natural Gas		3,216,944.52	(4,644,842.00)	3,486,466.15	75.77%	618,432.66
Total For Fund: 415		\$3,917,906.90	-\$5,789,042.00	\$4,178,610.62	72.18%	\$706,320.13

Fund : **612** **Parks, Recreation, Community Center** Monthly Comparative: 66.67%

Account Number	Account Description	Prior YTD Expenses	Original Budget	YTD Expenses	% Used	MTD Expenses
44400-111	Recreation - Salaries - Permanent Employees - Regular	38,525.64	(64,000.00)	40,423.53	63.16%	4,887.57
44400-121	Recreation - Wages - Permanent Employees - Regular	6,511.63	(16,410.00)	8,854.50	53.96%	1,243.49
44400-122	Recreation - Temporary Employee Wages	0.00	0.00	0.00		0.00
44400-123	Recreation - Overtime	0.00	(5,000.00)	455.63	9.11%	0.00
44400-135	Recreation - Longevity	112.50	(300.00)	455.00	100.00%	0.00
44400-136	Recreation - Vehicle Allowance	0.00	0.00	0.00		0.00
44400-137	Recreation - Education Incentive	222.91	(400.00)	231.82	57.96%	28.10
44400-141	Recreation - Oasi (Employer's Share)	3,578.53	(6,600.00)	3,903.24	59.14%	444.76
44400-142	Recreation - Hospital And Health Insurance	6,666.21	(11,600.00)	7,177.44	61.87%	876.15
44400-143	Recreation - Retirement - Current	1,383.32	(2,500.00)	1,456.01	58.24%	176.25
44400-146	Recreation - Workmen's Compensation	1,675.24	(2,600.00)	1,368.63	52.64%	0.00
44400-147	Recreation - Unemployment Insurance	0.00	0.00	0.00		0.00
44400-235	Recreation - Memberships, Registration Fees, And Tuit	24.58	(1,000.00)	0.00	0.00%	0.00
44400-236	Recreation - Public Relation	5,987.89	(15,000.00)	10,500.00	70.00%	0.00
44400-239	Recreation - Dues & memberships	891.81	(1,000.00)	970.56	97.06%	0.00
44400-241	Recreation - Electric	12,466.68	(19,000.00)	8,635.35	47.97%	1,455.08
44400-242	Recreation - Water	3,368.29	(9,000.00)	8,675.83	96.40%	897.17
44400-244	Recreation - Gas	102.92	(500.00)	0.00	0.00%	0.00
44400-245	Recreation - Telephone And Telegraph	1,133.19	(1,900.00)	1,286.88	71.51%	79.88
44400-252	Recreation - Legal Services	1,504.62	(2,500.00)	852.45	34.10%	0.00
44400-253	Recreation - Accounting And Auditing Services	0.00	(3,830.00)	3,830.00	100.00%	0.00
44400-255	Recreation - Data Processing Services	6,437.36	(6,000.00)	6,058.24	99.32%	7.37
44400-259	Recreation - Other Professional Services	1,400.73	(3,000.00)	2,045.68	68.19%	22.91
44400-260	Recreation - Repair And Maintenance Services	0.00	(1,500.00)	190.34	12.69%	0.00
44400-261	Recreation - Repair And Maintenance Motor Vehicles	0.00	(2,000.00)	36.08	1.80%	0.00
44400-265	Recreation - Repair And Maintenance Grounds And Groun	1,000.00	(6,000.00)	0.00	0.00%	0.00
44400-280	Recreation - Travel	0.00	(500.00)	0.00	0.00%	0.00

City Of Mt. Pleasant
 Statement of Expenditures one line
 February 2026

Fund : **612** **Parks, Recreation, Community Center** Monthly Comparative: 66.67%

Account Number	Account Description	Prior YTD Expenses	Original Budget	YTD Expenses	% Used	MTD Expenses
44400-290	Recreation - Other Contractual Services	0.00	0.00	0.00		0.00
44400-310	Recreation - Office Supplies And Materials	237.88	(750.00)	48.25	6.43%	0.00
44400-320	Recreation - Operating Supplies	3,185.34	(5,000.00)	8,705.67	104.72%	44.38
44400-322	Recreation - Chemicals	0.00	0.00	0.00		0.00
44400-326	Recreation - Clothing And Uniforms	0.00	0.00	0.00		0.00
44400-331	Recreation - Gas, Oil, Diesel Fuel, Grease, Etc.	292.20	(500.00)	283.89	56.78%	29.53
44400-510	Recreation - Insurance	10,069.47	(11,000.00)	12,861.86	105.43%	0.00
44400-533	Recreation - Winter Storm Fern	0.00	0.00	338.32		338.32
44400-799	Recreation - Sundry - Grants, Contributions, Indemnit	0.00	0.00	0.00		0.00
44400-921	Recreation - Computer & Software Equipment	0.00	0.00	0.00		0.00
44400-924	Information Technology - Parks, Recreation, Community Ctr	7,052.41	(5,792.00)	1,800.35	47.99%	222.56
44400-935	Recreation - Buildings	7,663.46	(6,000.00)	0.00	117.88%	0.00
44400-937	Recreation - Capital Outlay	0.00	0.00	0.00		0.00
44400-941	Recreation - Grant expenditures - capital outlay	280.00	0.00	340.00		0.00
44400-942	Recreation - Vehicles	0.00	0.00	0.00		0.00
44400-949	Recreation - Other Machinery And Equipment	0.00	0.00	0.00		0.00
Community Center						
44550-111	Community Center - Salaries - Permanent Employees	0.00	0.00	0.00		0.00
44550-121	Community Center - Wages-Hourly	0.00	0.00	0.00		0.00
44550-123	Communtiy Center - Overtime	0.00	0.00	0.00		0.00
44550-135	Community Center - Longevity	0.00	0.00	0.00		0.00
44550-141	OASI (Employer's Share) - Community Center	0.00	0.00	0.00		0.00
44550-143	Retirement - Community Center	0.00	0.00	0.00		0.00
44550-221	Community Center - Printing, Stationery, Envelope	0.00	0.00	0.00		0.00
44550-237	Community Center - Advertising	0.00	0.00	0.00		0.00
44550-239	Other - Other Publicity, Subscriptions, And Dues	0.00	0.00	0.00		0.00
44550-241	Community Center - Electric	9,884.43	(18,000.00)	14,066.86	78.15%	1,180.25

City Of Mt. Pleasant
Statement of Expenditures one line
February 2026

Fund : **612** **Parks, Recreation, Community Center** Monthly Comparative: 66.67%

Account Number	Account Description	Prior YTD Expenses	Original Budget	YTD Expenses	% Used	MTD Expenses
44550-242	Community Center - Water	1,409.63	(3,000.00)	1,378.46	45.95%	174.91
44550-244	Community Center - Gas	3,870.63	(9,000.00)	4,798.83	53.32%	3,128.41
44550-245	Community Center - Telephone	2,260.17	(3,600.00)	2,373.09	65.92%	68.13
44550-255	Data Processing Services - Community Center	0.00	0.00	0.00		0.00
44550-259	Community Center - Other Professional Services	3,343.15	(6,000.00)	2,296.92	38.28%	442.23
44550-260	Community Center - Repair & Maint - Equipment	0.00	0.00	419.54	99.89%	0.00
44550-262	Community Center - Rep & Maint Building	1,267.21	0.00	600.62	100.00%	0.00
44550-280	Community Center - Travel	0.00	0.00	0.00		0.00
44550-290	Other Contractual Services -	0.00	0.00	0.00		0.00
44550-320	Operating Supplies -	2,021.25	(4,500.00)	1,800.97	40.02%	35.97
44550-325	Other - Splash Pad Expenditures	0.00	0.00	0.00		0.00
44550-510	General Liability - General Liability Community Center	0.00	0.00	0.00		0.00
44550-799	Sundry -	0.00	0.00	0.00		0.00
44550-921	Computer & office equipment	0.00	0.00	0.00		0.00
44550-924	IT - Community Center	0.00	0.00	0.00		0.00
44550-935	Buildings & improvements - Parks, Recreation, Community Center	2,800.00	(5,000.00)	0.00	0.00%	0.00
44550-941	Grant expenditures - Community Center	3,487.50	(1,817,012.00)	155,337.86	114.34%	58,290.65
44550-949	Machinery And Equipment - Capital Outlay Community Center	0.00	0.00	0.00		0.00
	Community Center - Total	30,343.97	(1,866,112.00)	183,073.15	112.82%	63,320.55
Total For Fund: 612		\$152,118.78	-\$2,077,294.00	\$314,858.70	15.16%	\$74,074.07

Fund : 110		General Fund		Transaction Type: Cash Disbursement		Debit Amount	Credit Amount
		Account Number	Description				
Date:	02/06/2026	Transaction #	68591	Transaction Description: Ameriflex Flex-Claims			
		110-11211		General Fund Checking		0.00	742.68
		110-21120		Accounts Payable		742.68	0.00
				Transaction Total		742.68	742.68
Date:	02/06/2026	Transaction #	68592	Transaction Description: Central Child Support			
		110-11211		General Fund Checking		0.00	495.22
		110-21120		Accounts Payable		67.38	0.00
		110-21120		Accounts Payable		427.84	0.00
				Transaction Total		495.22	495.22
Date:	02/06/2026	Transaction #	68593	Transaction Description: First Farmers & Merchants			
		110-11211		General Fund Checking		0.00	48,908.21
		110-21120		Accounts Payable		5,858.86	0.00
		110-21120		Accounts Payable		17,997.13	0.00
		110-21120		Accounts Payable		25,052.22	0.00
				Transaction Total		48,908.21	48,908.21
Date:	02/06/2026	Transaction #	68594	Transaction Description: Hertiage Bank & Trust			
		110-11211		General Fund Checking		0.00	300.00
		110-21120		Accounts Payable		300.00	0.00
				Transaction Total		300.00	300.00
Date:	02/06/2026	Transaction #	68595	Transaction Description: Southern States Police Benevolent Association			
		110-11211		General Fund Checking		0.00	87.24
		110-21120		Accounts Payable		87.24	0.00
				Transaction Total		87.24	87.24

Fund : 110		General Fund		Transaction Type: Cash Disbursement		Debit Amount	Credit Amount
Date:	Account Number	Transaction #	Description				
02/06/2026		68596	Tennessee Consolidated Retirement System				
	110-11211		General Fund Checking		0.00		19,801.91
	110-21120		Accounts Payable		446.10		0.00
	110-21120		Accounts Payable		3,534.69		0.00
	110-21120		Accounts Payable		3,235.60		0.00
	110-21120		Accounts Payable		3,100.63		0.00
	110-21120		Accounts Payable		432.28		0.00
	110-21120		Accounts Payable		1,733.52		0.00
	110-21120		Accounts Payable		3,841.61		0.00
	110-21120		Accounts Payable		3,477.48		0.00
			Transaction Total		19,801.91		19,801.91
02/09/2026		68597	First Farmers & Merchants				
	110-11211		General Fund Checking		0.00		869.83
	110-21120		Accounts Payable		490.00		0.00
	110-21120		Accounts Payable		114.58		0.00
	110-21120		Accounts Payable		265.25		0.00
			Transaction Total		869.83		869.83
02/09/2026		68598	Tennessee Consolidated Retirement System				
	110-11211		General Fund Checking		0.00		207.37
	110-21120		Accounts Payable		4.85		0.00
	110-21120		Accounts Payable		55.16		0.00
	110-21120		Accounts Payable		147.36		0.00
			Transaction Total		207.37		207.37
02/10/2026		68599	B & H Foto & Electronics Corp				
	110-11211		General Fund Checking		0.00		32.53
	110-21120		Accounts Payable		32.53		0.00
			Transaction Total		32.53		32.53
02/10/2026		68600	Civil & Environmental Consultants Inc				
	110-11211		General Fund Checking		0.00		240.49
	110-21120		Accounts Payable		240.49		0.00
			Transaction Total		240.49		240.49

Fund : 110		General Fund		Transaction Type: Cash Disbursement		Debit Amount	Credit Amount
Date:	Account Number	Transaction #	Description				
02/10/2026		68601	Charter Communications				
	110-11211		General Fund Checking		0.00		919.28
	110-21120		Accounts Payable		919.28		0.00
			Transaction Total		919.28		919.28
02/10/2026		68602	HD Ink Screen Printing				
	110-11211		General Fund Checking		0.00		104.02
	110-21120		Accounts Payable		104.02		0.00
			Transaction Total		104.02		104.02
02/10/2026		68603	Mid Tenn Supply				
	110-11211		General Fund Checking		0.00		584.36
	110-21120		Accounts Payable		20.50		0.00
	110-21120		Accounts Payable		563.86		0.00
			Transaction Total		584.36		584.36
02/10/2026		68604	Paperweight Printing & Special				
	110-11211		General Fund Checking		0.00		217.00
	110-21120		Accounts Payable		217.00		0.00
			Transaction Total		217.00		217.00
02/10/2026		68605	Shred-It				
	110-11211		General Fund Checking		0.00		40.50
	110-21120		Accounts Payable		40.50		0.00
			Transaction Total		40.50		40.50
02/10/2026		68606	State Systems Inc				
	110-11211		General Fund Checking		0.00		151.00
	110-21120		Accounts Payable		151.00		0.00
			Transaction Total		151.00		151.00
02/10/2026		68607	A-Z Office Resource				
	110-11211		General Fund Checking		0.00		126.89
	110-21120		Accounts Payable		15.99		0.00
	110-21120		Accounts Payable		110.90		0.00
			Transaction Total		126.89		126.89

Fund : 110		General Fund		Transaction Type: Cash Disbursement		Debit Amount	Credit Amount
Date:	Account Number	Transaction #	Description				
02/10/2026		68608	Transaction Description: Cloud 9 Wireless				
	110-11211		General Fund Checking		0.00		150.00
	110-21120		Accounts Payable		150.00		0.00
			Transaction Total		150.00		150.00
02/10/2026		68609	Transaction Description: Columbia Rubber & Gasket Company				
	110-11211		General Fund Checking		0.00		109.51
	110-21120		Accounts Payable		110.62		0.00
	110-43100-533		Highways And Streets - Winter Storm Fern		0.00		1.11
			Transaction Total		110.62		110.62
02/10/2026		68610	Transaction Description: Charter Communications				
	110-11211		General Fund Checking		0.00		45.49
	110-21120		Accounts Payable		45.49		0.00
			Transaction Total		45.49		45.49
02/10/2026		68611	Transaction Description: Trans Union LLC				
	110-11211		General Fund Checking		0.00		100.00
	110-21120		Accounts Payable		100.00		0.00
			Transaction Total		100.00		100.00
02/10/2026		68612	Transaction Description: Charter Communications				
	110-11211		General Fund Checking		0.00		233.60
	110-21120		Accounts Payable		233.60		0.00
			Transaction Total		233.60		233.60
02/10/2026		68613	Transaction Description: Galls LLC				
	110-11211		General Fund Checking		0.00		97.51
	110-21120		Accounts Payable		78.95		0.00
	110-21120		Accounts Payable		18.56		0.00
			Transaction Total		97.51		97.51
02/10/2026		68614	Transaction Description: John Robinson				
	110-11211		General Fund Checking		0.00		30.00
	110-21120		Accounts Payable		30.00		0.00
			Transaction Total		30.00		30.00

Fund : 110		General Fund		Transaction Type: Cash Disbursement		Debit Amount	Credit Amount
Date:	Account Number	Transaction #	Description				
02/10/2026		68615	Transaction Description: LOCALIQ				
	110-11211		General Fund Checking		0.00		54.91
	110-21120		Accounts Payable		54.91		0.00
			Transaction Total		54.91		54.91
02/10/2026		68616	Transaction Description: Mac's Service Station				
	110-11211		General Fund Checking		0.00		597.98
	110-21120		Accounts Payable		597.98		0.00
			Transaction Total		597.98		597.98
02/10/2026		68617	Transaction Description: Paperweight Printing & Special				
	110-11211		General Fund Checking		0.00		100.01
	110-21120		Accounts Payable		100.01		0.00
			Transaction Total		100.01		100.01
02/10/2026		68618	Transaction Description: Tennessee Fire Service and Codes Enforcement				
	110-11211		General Fund Checking		0.00		210.00
	110-21120		Accounts Payable		210.00		0.00
			Transaction Total		210.00		210.00
02/10/2026		68619	Transaction Description: A-Z Office Resource				
	110-11211		General Fund Checking		0.00		11.44
	110-21120		Accounts Payable		11.44		0.00
			Transaction Total		11.44		11.44
02/10/2026		68620	Transaction Description: Ace Hardware				
	110-11211		General Fund Checking		0.00		1,089.33
	110-21120		Accounts Payable		891.96		0.00
	110-21120		Accounts Payable		197.37		0.00
			Transaction Total		1,089.33		1,089.33
02/10/2026		68621	Transaction Description: Local Government Corporation				
	110-11211		General Fund Checking		0.00		135.75
	110-21120		Accounts Payable		135.75		0.00
			Transaction Total		135.75		135.75

Fund : 110		General Fund		Transaction Type: Cash Disbursement		Debit Amount	Credit Amount
Date:	Account Number	Transaction #	Description				
02/10/2026		68622	Transaction Description: Tennessee Dept of Safety				
	110-11211		General Fund Checking		0.00		308.75
	110-21120		Accounts Payable		308.75		0.00
			Transaction Total		308.75		308.75
02/10/2026		68623	Transaction Description: B & H Foto & Electronics Corp				
	110-11211		General Fund Checking		0.00		934.30
	110-21120		Accounts Payable		934.30		0.00
			Transaction Total		934.30		934.30
02/10/2026		68624	Transaction Description: Best Cleaner				
	110-11211		General Fund Checking		0.00		13.65
	110-21120		Accounts Payable		13.65		0.00
			Transaction Total		13.65		13.65
02/10/2026		68625	Transaction Description: Charter Communications				
	110-11211		General Fund Checking		0.00		156.84
	110-21120		Accounts Payable		156.84		0.00
			Transaction Total		156.84		156.84
02/10/2026		68626	Transaction Description: Galls LLC				
	110-11211		General Fund Checking		0.00		127.39
	110-21120		Accounts Payable		127.39		0.00
			Transaction Total		127.39		127.39
02/10/2026		68627	Transaction Description: Lee's Garage				
	110-11211		General Fund Checking		0.00		3,169.00
	110-21120		Accounts Payable		3,169.00		0.00
			Transaction Total		3,169.00		3,169.00

Fund : 110		General Fund		Transaction Type: Cash Disbursement		Debit Amount	Credit Amount
Date:	Account Number	Description					
02/10/2026	Transaction # 68628	Transaction Description: City of Mt Pleasant Utilities					
	110-11211	General Fund Checking			0.00		3,414.40
	110-21120	Accounts Payable			659.97		0.00
	110-21120	Accounts Payable			516.35		0.00
	110-21120	Accounts Payable			133.25		0.00
	110-21120	Accounts Payable			123.89		0.00
	110-21120	Accounts Payable			881.35		0.00
	110-21120	Accounts Payable			280.95		0.00
	110-21120	Accounts Payable			305.07		0.00
	110-21120	Accounts Payable			417.10		0.00
	110-21120	Accounts Payable			96.47		0.00
		Transaction Total			3,414.40		3,414.40
02/10/2026	Transaction # 68629	Transaction Description: Tennessee Dept Of Revenue					
	110-11211	General Fund Checking			0.00		59.85
	110-21120	Accounts Payable			59.85		0.00
		Transaction Total			59.85		59.85
02/10/2026	Transaction # 68630	Transaction Description: Tennessee Dept Of Revenue					
	110-11211	General Fund Checking			0.00		242.55
	110-21120	Accounts Payable			242.55		0.00
		Transaction Total			242.55		242.55
02/10/2026	Transaction # 68631	Transaction Description: Amazon Capital Services					
	110-11211	General Fund Checking			0.00		95.58
	110-21120	Accounts Payable			95.58		0.00
		Transaction Total			95.58		95.58
02/10/2026	Transaction # 68632	Transaction Description: Amazon Capital Services					
	110-11211	General Fund Checking			0.00		61.99
	110-21120	Accounts Payable			61.99		0.00
		Transaction Total			61.99		61.99

Fund : 110		General Fund		Transaction Type: Cash Disbursement		Debit Amount	Credit Amount
		Account Number	Description				
Date:	02/11/2026	Transaction #	68633	Transaction Description: Amazon Capital Services			
			110-11211	General Fund Checking		0.00	44.99
			110-21120	Accounts Payable		44.99	0.00
						44.99	44.99
Date:	02/11/2026	Transaction #	68634	Transaction Description: Attendance on Demand			
			110-11211	General Fund Checking		0.00	224.86
			110-21120	Accounts Payable		224.86	0.00
						224.86	224.86
Date:	02/19/2026	Transaction #	68635	Transaction Description: Mount Pleasant Power			
			110-11211	General Fund Checking		0.00	2,078.39
			110-21120	Accounts Payable		520.51	0.00
			110-21120	Accounts Payable		772.26	0.00
			110-21120	Accounts Payable		236.08	0.00
			110-21120	Accounts Payable		549.54	0.00
						2,078.39	2,078.39
Date:	02/19/2026	Transaction #	68636	Transaction Description: Mutual Of Omaha			
			110-11211	General Fund Checking		0.00	2,722.50
			110-21120	Accounts Payable		2,722.50	0.00
						2,722.50	2,722.50
Date:	02/19/2026	Transaction #	68637	Transaction Description: AT&T Mobility			
			110-11211	General Fund Checking		0.00	741.52
			110-21120	Accounts Payable		741.52	0.00
						741.52	741.52
Date:	02/19/2026	Transaction #	68638	Transaction Description: Cintas Corp #241			
			110-11211	General Fund Checking		0.00	164.56
			110-21120	Accounts Payable		164.56	0.00
						164.56	164.56

Fund : 110		General Fund		Transaction Type: Cash Disbursement		Debit Amount	Credit Amount
Date:	Account Number	Transaction #	Description				
02/19/2026		68639	Transaction Description: Galls LLC				
	110-11211		General Fund Checking		0.00		376.96
	110-21120		Accounts Payable		35.51		0.00
	110-21120		Accounts Payable		341.45		0.00
			Transaction Total		376.96		376.96
02/19/2026		68640	Transaction Description: Maury Regional Medical Center				
	110-11211		General Fund Checking		0.00		347.00
	110-21120		Accounts Payable		347.00		0.00
			Transaction Total		347.00		347.00
02/19/2026		68641	Transaction Description: Quick Lube On Main				
	110-11211		General Fund Checking		0.00		90.48
	110-21120		Accounts Payable		90.48		0.00
			Transaction Total		90.48		90.48
02/19/2026		68642	Transaction Description: AT&T Mobility				
	110-11211		General Fund Checking		0.00		1,037.34
	110-21120		Accounts Payable		1,037.34		0.00
			Transaction Total		1,037.34		1,037.34
02/19/2026		68643	Transaction Description: Civil & Environmental Consultants Inc				
	110-11211		General Fund Checking		0.00		2,982.66
	110-21120		Accounts Payable		2,982.66		0.00
			Transaction Total		2,982.66		2,982.66
02/19/2026		68644	Transaction Description: Main Street Media of TN				
	110-11211		General Fund Checking		0.00		134.38
	110-21120		Accounts Payable		103.13		0.00
	110-21120		Accounts Payable		31.25		0.00
			Transaction Total		134.38		134.38
02/19/2026		68645	Transaction Description: Pitney Bowes				
	110-11211		General Fund Checking		0.00		35.97
	110-21120		Accounts Payable		35.97		0.00
			Transaction Total		35.97		35.97

Fund : 110		General Fund		Transaction Type: Cash Disbursement		Debit Amount	Credit Amount
Date:	Account Number	Transaction #	Description				
02/19/2026		68646	Tennessee Fire Service and Codes Enforcement				
	110-11211		General Fund Checking		0.00		420.00
	110-21120		Accounts Payable		420.00		0.00
			Transaction Total		420.00		420.00
02/19/2026		68647	AT&T Mobility				
	110-11211		General Fund Checking		0.00		179.80
	110-21120		Accounts Payable		179.80		0.00
			Transaction Total		179.80		179.80
02/19/2026		68648	Chapman Tire				
	110-11211		General Fund Checking		0.00		327.06
	110-21120		Accounts Payable		327.06		0.00
			Transaction Total		327.06		327.06
02/19/2026		68649	Kevin Sloan Latta				
	110-11211		General Fund Checking		0.00		200.00
	110-21120		Accounts Payable		200.00		0.00
			Transaction Total		200.00		200.00
02/19/2026		68650	Ameriflex				
	110-11211		General Fund Checking		0.00		83.00
	110-21120		Accounts Payable		83.00		0.00
			Transaction Total		83.00		83.00
02/19/2026		68651	AT&T Mobility				
	110-11211		General Fund Checking		0.00		338.54
	110-21120		Accounts Payable		338.54		0.00
			Transaction Total		338.54		338.54
02/19/2026		68652	Siddons-Martin Emergency Group, Llc				
	110-11211		General Fund Checking		0.00		880.00
	110-21120		Accounts Payable		880.00		0.00
			Transaction Total		880.00		880.00

Fund : 110		General Fund		Transaction Type: Cash Disbursement		Debit Amount	Credit Amount
Date:	Account Number	Transaction #	Description				
02/19/2026		68653	Discount Plumbing/Electric Sup				
	110-11211		General Fund Checking		0.00		81.13
	110-21120		Accounts Payable		81.13		0.00
			Transaction Total		81.13		81.13
02/19/2026		68654	Local Government Corporation				
	110-11211		General Fund Checking		0.00		91.70
	110-21120		Accounts Payable		91.70		0.00
			Transaction Total		91.70		91.70
02/19/2026		68655	Penguin Management Inc				
	110-11211		General Fund Checking		0.00		1,644.00
	110-21120		Accounts Payable		1,644.00		0.00
			Transaction Total		1,644.00		1,644.00
02/19/2026		68656	Ace Hardware				
	110-11211		General Fund Checking		0.00		860.06
	110-21120		Accounts Payable		24.99		0.00
	110-21120		Accounts Payable		88.94		0.00
	110-21120		Accounts Payable		132.76		0.00
	110-21120		Accounts Payable		16.38		0.00
	110-21120		Accounts Payable		193.77		0.00
	110-21120		Accounts Payable		79.96		0.00
	110-21120		Accounts Payable		107.06		0.00
	110-21120		Accounts Payable		216.20		0.00
			Transaction Total		860.06		860.06
02/20/2026		68657	Ameriflex Flex-Claims				
	110-11211		General Fund Checking		0.00		742.68
	110-21120		Accounts Payable		742.68		0.00
			Transaction Total		742.68		742.68

Fund : 110		General Fund		Transaction Type: Cash Disbursement		Debit Amount	Credit Amount
Date:	Account Number	Transaction #	Description				
02/20/2026		68658	Transaction Description: Central Child Support				
	110-11211		General Fund Checking		0.00		495.22
	110-21120		Accounts Payable		67.38		0.00
	110-21120		Accounts Payable		427.84		0.00
			Transaction Total		495.22		495.22
02/20/2026		68659	Transaction Description: First Farmers & Merchants				
	110-11211		General Fund Checking		0.00		40,993.38
	110-21120		Accounts Payable		21,875.00		0.00
	110-21120		Accounts Payable		5,115.98		0.00
	110-21120		Accounts Payable		14,002.40		0.00
			Transaction Total		40,993.38		40,993.38
02/20/2026		68660	Transaction Description: Hertiage Bank & Trust				
	110-11211		General Fund Checking		0.00		345.00
	110-21120		Accounts Payable		345.00		0.00
			Transaction Total		345.00		345.00
02/20/2026		68661	Transaction Description: Southern States Police Benevolent Association				
	110-11211		General Fund Checking		0.00		87.24
	110-21120		Accounts Payable		87.24		0.00
			Transaction Total		87.24		87.24
02/20/2026		68662	Transaction Description: Tennessee Consolidated Retirement System				
	110-11211		General Fund Checking		0.00		18,149.22
	110-21120		Accounts Payable		3,036.79		0.00
	110-21120		Accounts Payable		2,824.49		0.00
	110-21120		Accounts Payable		1,630.81		0.00
	110-21120		Accounts Payable		3,580.39		0.00
	110-21120		Accounts Payable		446.10		0.00
	110-21120		Accounts Payable		3,423.47		0.00
	110-21120		Accounts Payable		2,957.84		0.00
	110-21120		Accounts Payable		249.33		0.00
			Transaction Total		18,149.22		18,149.22

Fund : 110		General Fund		Transaction Type: Cash Disbursement		Debit Amount	Credit Amount
Date:	Account Number	Description	Transaction #	Transaction Description:			
02/27/2026	110-11211	General Fund Checking	68663	PNC BANK NATIONAL ASSOCIATION	0.00		3,675.71
	110-21120	Accounts Payable			277.43		0.00
	110-21120	Accounts Payable			31.43		0.00
	110-21120	Accounts Payable			296.53		0.00
	110-21120	Accounts Payable			315.93		0.00
	110-21120	Accounts Payable			166.75		0.00
	110-21120	Accounts Payable			891.42		0.00
	110-21120	Accounts Payable			286.68		0.00
	110-21120	Accounts Payable			927.84		0.00
	110-21120	Accounts Payable			481.70		0.00
		Transaction Total			3,675.71		3,675.71
02/26/2026	110-11211	General Fund Checking	68664	CIGNA Healthcare	0.00		50,881.21
	110-21120	Accounts Payable			50,881.21		0.00
		Transaction Total			50,881.21		50,881.21
02/26/2026	110-11211	General Fund Checking	68665	Wex Bank	0.00		6,270.71
	110-21120	Accounts Payable			6,270.71		0.00
		Transaction Total			6,270.71		6,270.71
02/26/2026	110-11211	General Fund Checking	68666	Amazon Capital Services	0.00		459.14
	110-21120	Accounts Payable			459.14		0.00
		Transaction Total			459.14		459.14
02/26/2026	110-11211	General Fund Checking	68667	A Phillip Grooms	0.00		35.50
	110-21120	Accounts Payable			35.50		0.00
		Transaction Total			35.50		35.50

Fund : 110		General Fund		Transaction Type: Cash Disbursement		Debit Amount	Credit Amount
Date:	Account Number	Transaction #	Description				
02/26/2026		68668	Crystal Springs				
	110-11211		General Fund Checking		0.00		215.84
	110-21120		Accounts Payable		215.84		0.00
			Transaction Total		215.84		215.84
02/26/2026		68669	Galls LLC				
	110-11211		General Fund Checking		0.00		1,406.00
	110-21120		Accounts Payable		703.00		0.00
	110-21120		Accounts Payable		703.00		0.00
			Transaction Total		1,406.00		1,406.00
02/26/2026		68670	Hatcherimages.Com				
	110-11211		General Fund Checking		0.00		50.00
	110-21120		Accounts Payable		50.00		0.00
			Transaction Total		50.00		50.00
02/26/2026		68671	Jim's Auto Acc Inc				
	110-11211		General Fund Checking		0.00		145.72
	110-21120		Accounts Payable		145.72		0.00
			Transaction Total		145.72		145.72
02/26/2026		68672	Mac's Service Station				
	110-11211		General Fund Checking		0.00		153.64
	110-21120		Accounts Payable		153.64		0.00
			Transaction Total		153.64		153.64
02/26/2026		68673	Preventia Security LLC				
	110-11211		General Fund Checking		0.00		285.00
	110-21120		Accounts Payable		285.00		0.00
			Transaction Total		285.00		285.00
02/26/2026		68674	A-Z Office Resource				
	110-11211		General Fund Checking		0.00		21.88
	110-21120		Accounts Payable		21.88		0.00
			Transaction Total		21.88		21.88

Fund : 110		General Fund		Transaction Type: Cash Disbursement		Debit Amount	Credit Amount
Date:	Account Number	Transaction #	Description				
02/26/2026		68675	Transaction Description: B & H Foto & Electronics Corp				
	110-11211		General Fund Checking		0.00		26.98
	110-21120		Accounts Payable		26.98		0.00
			Transaction Total		26.98		26.98
02/26/2026		68676	Transaction Description: CITY OF MT PLEASANT				
	110-11211		General Fund Checking		0.00		5,250.00
	110-21120		Accounts Payable		5,250.00		0.00
			Transaction Total		5,250.00		5,250.00
02/26/2026		68677	Transaction Description: ESO Solutions Inc				
	110-11211		General Fund Checking		0.00		500.00
	110-21120		Accounts Payable		500.00		0.00
			Transaction Total		500.00		500.00
02/26/2026		68678	Transaction Description: First Farmers & Merchants				
	110-11211		General Fund Checking		0.00		234.81
	110-21120		Accounts Payable		234.81		0.00
			Transaction Total		234.81		234.81
02/26/2026		68679	Transaction Description: Kevin Sloan Latta				
	110-11211		General Fund Checking		0.00		400.00
	110-21120		Accounts Payable		400.00		0.00
			Transaction Total		400.00		400.00
02/26/2026		68680	Transaction Description: Quick Lube On Main				
	110-11211		General Fund Checking		0.00		197.45
	110-21120		Accounts Payable		106.97		0.00
	110-21120		Accounts Payable		90.48		0.00
			Transaction Total		197.45		197.45
02/26/2026		68681	Transaction Description: Reliable Termite and Pest Control				
	110-11211		General Fund Checking		0.00		17.50
	110-21120		Accounts Payable		17.50		0.00
			Transaction Total		17.50		17.50

Fund : 110		General Fund		Transaction Type: Cash Disbursement		Debit Amount	Credit Amount
		Account Number	Description				
Date:	02/26/2026	Transaction #	68682	Transaction Description: Shiphrah Cox			
		110-11211		General Fund Checking		0.00	35.50
		110-21120		Accounts Payable		35.50	0.00
				Transaction Total		35.50	35.50
Date:	02/27/2026	Transaction #	68683	Transaction Description: Amazon Capital Services			
		110-11211		General Fund Checking		0.00	306.50
		110-21120		Accounts Payable		306.50	0.00
				Transaction Total		306.50	306.50
Date:	02/26/2026	Transaction #	68684	Transaction Description: Amazon Capital Services			
		110-11211		General Fund Checking		0.00	322.30
		110-21120		Accounts Payable		322.30	0.00
				Transaction Total		322.30	322.30
Date:	02/26/2026	Transaction #	68685	Transaction Description: Tietgens Cee Bee			
		110-11211		General Fund Checking		0.00	288.24
		110-21120		Accounts Payable		8.97	0.00
		110-21120		Accounts Payable		23.36	0.00
		110-21120		Accounts Payable		126.10	0.00
		110-21120		Accounts Payable		96.30	0.00
		110-21120		Accounts Payable		33.51	0.00
				Transaction Total		288.24	288.24

Fund : 110		General Fund		Transaction Type: Cash Disbursement		Debit Amount	Credit Amount
Date:	Account Number	Description	Transaction #	Transaction Description:			
02/26/2026	110-11211	General Fund Checking	68686	Lowe's Home Centers Inc	0.00		2,307.10
	110-21120	Accounts Payable			250.80		0.00
	110-21120	Accounts Payable			10.44		0.00
	110-21120	Accounts Payable			30.36		0.00
	110-21120	Accounts Payable			712.12		0.00
	110-21120	Accounts Payable			62.54		0.00
	110-21120	Accounts Payable			274.61		0.00
	110-21120	Accounts Payable			135.06		0.00
	110-21120	Accounts Payable			70.80		0.00
	110-21120	Accounts Payable			191.86		0.00
	110-21120	Accounts Payable			140.74		0.00
	110-21120	Accounts Payable			217.55		0.00
	110-21120	Accounts Payable			210.22		0.00
		Transaction Total			2,307.10		2,307.10
02/26/2026	110-11211	General Fund Checking	68687	Colonial Life	0.00		4,329.45
	110-21120	Accounts Payable			4,329.45		0.00
		Transaction Total			4,329.45		4,329.45
02/26/2026	110-11211	General Fund Checking	68688	Advance Auto Parts	0.00		229.25
	110-21120	Accounts Payable			17.98		0.00
	110-21120	Accounts Payable			17.58		0.00
	110-21120	Accounts Payable			174.99		0.00
	110-21120	Accounts Payable			18.70		0.00
		Transaction Total			229.25		229.25
02/26/2026	110-11211	General Fund Checking	68689	Ameriflex	0.00		6,658.11
	110-21120	Accounts Payable			6,658.11		0.00
		Transaction Total			6,658.11		6,658.11

Fund : 110		General Fund		Transaction Type: Cash Disbursement		Debit Amount	Credit Amount
Date:	Account Number	Transaction #	Description				
02/27/2026		68690	Transaction Description: First Farmers & Merchants				
	110-11211		General Fund Checking		0.00		2,653.62
	110-21120		Accounts Payable		1,686.40		0.00
	110-21120		Accounts Payable		394.40		0.00
	110-21120		Accounts Payable		572.82		0.00
			Transaction Total		2,653.62		2,653.62
02/26/2026		68691	Transaction Description: Canon Solutions America				
	110-11211		General Fund Checking		0.00		69.48
	110-21120		Accounts Payable		69.48		0.00
			Transaction Total		69.48		69.48
02/26/2026		68692	Transaction Description: CITY OF MT PLEASANT				
	110-11211		General Fund Checking		0.00		200.00
	110-21120		Accounts Payable		200.00		0.00
			Transaction Total		200.00		200.00
02/26/2026		68693	Transaction Description: KCI Technologies Inc.				
	110-11211		General Fund Checking		0.00		10,350.86
	110-21120		Accounts Payable		10,350.86		0.00
			Transaction Total		10,350.86		10,350.86
02/26/2026		68694	Transaction Description: Michael Aaron Medrano				
	110-11211		General Fund Checking		0.00		16.00
	110-21120		Accounts Payable		16.00		0.00
			Transaction Total		16.00		16.00
02/26/2026		68695	Transaction Description: Reliable Termite and Pest Control				
	110-11211		General Fund Checking		0.00		170.00
	110-21120		Accounts Payable		30.00		0.00
	110-21120		Accounts Payable		40.00		0.00
	110-21120		Accounts Payable		40.00		0.00
	110-21120		Accounts Payable		60.00		0.00
			Transaction Total		170.00		170.00

Fund : 110		General Fund		Transaction Type: Cash Disbursement		Debit Amount	Credit Amount
		Account Number	Description				
Date:	02/26/2026	Transaction #	68696	Transaction Description: Tractor Supply Company			
		110-11211		General Fund Checking		0.00	891.45
		110-21120		Accounts Payable		891.45	0.00
				Transaction Total		891.45	891.45
Date:	02/26/2026	Transaction #	68697	Transaction Description: Wilson Oil Company			
		110-11211		General Fund Checking		0.00	120.38
		110-21120		Accounts Payable		120.38	0.00
				Transaction Total		120.38	120.38
		Total For Fund:	110			261,454.44	261,454.44

Fund : 121		State Street Aid		Transaction Type: Cash Disbursement		Debit Amount	Credit Amount
		Account Number	Description				
Date:	02/10/2026	Transaction #	886	Transaction Description: Collier Engineering Company Inc			
		121-11321		Heritage State Street Aid Checking	0.00	9,339.03	
		121-21120		Accounts Payable	9,339.03	0.00	
Transaction Total					9,339.03	9,339.03	
Date:	02/10/2026	Transaction #	887	Transaction Description: CT Consultants Inc			
		121-11321		Heritage State Street Aid Checking	0.00	2,235.75	
		121-21120		Accounts Payable	2,235.75	0.00	
Transaction Total					2,235.75	2,235.75	
Date:	02/11/2026	Transaction #	888	Transaction Description: Adams Contracting, LLC			
		121-11321		Heritage State Street Aid Checking	0.00	17,845.80	
		121-21120		Accounts Payable	17,845.80	0.00	
Transaction Total					17,845.80	17,845.80	
Date:	02/19/2026	Transaction #	889	Transaction Description: Mount Pleasant Power			
		121-11321		Heritage State Street Aid Checking	0.00	11,852.90	
		121-21120		Accounts Payable	70.07	0.00	
		121-21120		Accounts Payable	32.00	0.00	
		121-21120		Accounts Payable	11,300.61	0.00	
		121-21120		Accounts Payable	397.32	0.00	
		121-21120		Accounts Payable	52.90	0.00	
Transaction Total					11,852.90	11,852.90	
Date:	02/26/2026	Transaction #	890	Transaction Description: First Farmers & Merchants			
		121-11321		Heritage State Street Aid Checking	0.00	14.10	
		121-21120		Accounts Payable	14.10	0.00	
Transaction Total					14.10	14.10	
Total For Fund: 121					41,287.58	41,287.58	

Fund : 123		Solid Waste/Sanitation		Transaction Type: Cash Disbursement		Debit Amount	Credit Amount
Date:	Account Number	Transaction #	Description				
02/10/2026		11486	Transaction Description: Mid Tenn Supply				
	123-11211		Heritage Sanitation Checking		0.00		140.95
	123-21120		Accounts Payable		140.95		0.00
			Transaction Total		140.95		140.95
02/10/2026		11487	Transaction Description: United Wastehaulers of TN LLC				
	123-11211		Heritage Sanitation Checking		0.00		13,204.62
	123-21120		Accounts Payable		13,204.62		0.00
			Transaction Total		13,204.62		13,204.62
02/10/2026		11488	Transaction Description: Columbia Rubber & Gasket Company				
	123-11211		Heritage Sanitation Checking		0.00		109.51
	123-21120		Accounts Payable		110.62		0.00
	123-43200-533		Sanitation Services - Winter Storm Fern		0.00		1.11
			Transaction Total		110.62		110.62
02/10/2026		11489	Transaction Description: Charter Communications				
	123-11211		Heritage Sanitation Checking		0.00		45.48
	123-21120		Accounts Payable		45.48		0.00
			Transaction Total		45.48		45.48
02/10/2026		11490	Transaction Description: United Wastehaulers of TN LLC				
	123-11211		Heritage Sanitation Checking		0.00		11,338.93
	123-21120		Accounts Payable		11,338.93		0.00
			Transaction Total		11,338.93		11,338.93
02/10/2026		11491	Transaction Description: Charter Communications				
	123-11211		Heritage Sanitation Checking		0.00		233.60
	123-21120		Accounts Payable		233.60		0.00
			Transaction Total		233.60		233.60
02/10/2026		11492	Transaction Description: Ace Hardware				
	123-11211		Heritage Sanitation Checking		0.00		197.37
	123-21120		Accounts Payable		197.37		0.00
			Transaction Total		197.37		197.37

Fund : 123		Solid Waste/Sanitation		Transaction Type: Cash Disbursement		Debit Amount	Credit Amount
Date:	Account Number	Transaction #	Description	Debit Amount	Credit Amount		
02/10/2026		11493	City of Mt Pleasant Utilities				
	123-11211		Heritage Sanitation Checking	0.00		257.13	
	123-21120		Accounts Payable	123.88		0.00	
	123-21120		Accounts Payable	133.25		0.00	
			Transaction Total	257.13		257.13	
02/11/2026		11494	Attendance on Demand				
	123-11211		Heritage Sanitation Checking	0.00		18.43	
	123-21120		Accounts Payable	18.43		0.00	
			Transaction Total	18.43		18.43	
02/19/2026		11495	Mount Pleasant Power				
	123-11211		Heritage Sanitation Checking	0.00		236.08	
	123-21120		Accounts Payable	236.08		0.00	
			Transaction Total	236.08		236.08	
02/19/2026		11496	Mutual Of Omaha				
	123-11211		Heritage Sanitation Checking	0.00		205.53	
	123-21120		Accounts Payable	205.53		0.00	
			Transaction Total	205.53		205.53	
02/19/2026		11497	Cintas Corp #241				
	123-11211		Heritage Sanitation Checking	0.00		70.01	
	123-21120		Accounts Payable	70.01		0.00	
			Transaction Total	70.01		70.01	
02/19/2026		11498	AT&T Mobility				
	123-11211		Heritage Sanitation Checking	0.00		179.81	
	123-21120		Accounts Payable	179.81		0.00	
			Transaction Total	179.81		179.81	
02/19/2026		11499	Chapman Tire				
	123-11211		Heritage Sanitation Checking	0.00		327.06	
	123-21120		Accounts Payable	327.06		0.00	
			Transaction Total	327.06		327.06	

Fund : 123		Solid Waste/Sanitation		Transaction Type: Cash Disbursement		Debit Amount	Credit Amount
Date:	Account Number	Transaction #	Description				
02/19/2026		11500	Local Government Corporation				
	123-11211		Heritage Sanitation Checking		0.00		22.91
	123-21120		Accounts Payable		22.91		0.00
			Transaction Total		22.91		22.91
02/19/2026		11501	Ace Hardware				
	123-11211		Heritage Sanitation Checking		0.00		193.76
	123-21120		Accounts Payable		193.76		0.00
			Transaction Total		193.76		193.76
02/27/2026		11502	PNC BANK NATIONAL ASSOCIATION				
	123-11211		Heritage Sanitation Checking		0.00		1,367.02
	123-21120		Accounts Payable		296.42		0.00
	123-21120		Accounts Payable		449.00		0.00
	123-21120		Accounts Payable		33.57		0.00
	123-21120		Accounts Payable		290.90		0.00
	123-21120		Accounts Payable		297.13		0.00
			Transaction Total		1,367.02		1,367.02
02/26/2026		11503	CIGNA Healthcare				
	123-11211		Heritage Sanitation Checking		0.00		3,549.15
	123-21120		Accounts Payable		3,549.15		0.00
			Transaction Total		3,549.15		3,549.15
02/26/2026		11504	Wex Bank				
	123-11211		Heritage Sanitation Checking		0.00		2,008.94
	123-21120		Accounts Payable		2,008.94		0.00
			Transaction Total		2,008.94		2,008.94
02/26/2026		11505	Infosend Inc.				
	123-11211		Heritage Sanitation Checking		0.00		536.79
	123-21120		Accounts Payable		536.79		0.00
			Transaction Total		536.79		536.79

Fund : 123		Solid Waste/Sanitation		Transaction Type: Cash Disbursement		Debit Amount	Credit Amount
Date:	Account Number	Transaction #	Description				
02/26/2026		11506	Transaction Description: Reliable Termite and Pest Control				
	123-11211		Heritage Sanitation Checking		0.00		17.50
	123-21120		Accounts Payable		17.50		0.00
			Transaction Total		17.50		17.50
02/26/2026		11507	Transaction Description: Tietgens Cee Bee				
	123-11211		Heritage Sanitation Checking		0.00		158.43
	123-21120		Accounts Payable		8.97		0.00
	123-21120		Accounts Payable		23.36		0.00
	123-21120		Accounts Payable		126.10		0.00
			Transaction Total		158.43		158.43
02/26/2026		11508	Transaction Description: Advance Auto Parts				
	123-11211		Heritage Sanitation Checking		0.00		26.80
	123-21120		Accounts Payable		26.80		0.00
			Transaction Total		26.80		26.80
02/26/2026		11509	Transaction Description: CMI Equipment Sales Inc				
	123-11211		Heritage Sanitation Checking		0.00		23,064.71
	123-21120		Accounts Payable		23,064.71		0.00
			Transaction Total		23,064.71		23,064.71
02/26/2026		11510	Transaction Description: Reliable Termite and Pest Control				
	123-11211		Heritage Sanitation Checking		0.00		30.00
	123-21120		Accounts Payable		30.00		0.00
			Transaction Total		30.00		30.00
02/26/2026		11511	Transaction Description: Tractor Supply Company				
	123-11211		Heritage Sanitation Checking		0.00		297.13
	123-21120		Accounts Payable		297.13		0.00
			Transaction Total		297.13		297.13
	Total For Fund: 123				57,838.76		57,838.76

Fund : 171		Capital Projects		Transaction Type: Cash Disbursement		Debit Amount	Credit Amount
		Account Number	Description				
Date:	02/11/2026	Transaction #	110	Transaction Description: Adams Contracting, LLC			
		171-11211		United Community - Capital Projects		0.00	69,181.00
		171-21120		Accounts Payable		69,181.00	0.00
				Transaction Total		69,181.00	69,181.00
		Total For Fund:	171			69,181.00	69,181.00

Fund : 413		Water And Sewer		Transaction Type: Cash Disbursement		Debit Amount	Credit Amount
Date:	Account Number	Transaction #	Description				
02/28/2026		28314	Transaction Description: Sales Tax Payment Water February 2026				
	413-11211		Heritage - Water Wastewater Checking		0.00		13,654.00
	413-21521		Due To State Dept Of Rev - Sal		13,649.56		0.00
	413-52100-799		Sundry - Grants, Contributions - Water And Sewer		4.44		0.00
			Transaction Total		13,654.00		13,654.00
02/10/2026		33754	Transaction Description: Maury County Register Of Deeds				
	413-11211		Heritage - Water Wastewater Checking		0.00		125.00
	413-21120		Accounts Payable		125.00		0.00
			Transaction Total		125.00		125.00
02/10/2026		33755	Transaction Description: B & H Foto & Electronics Corp				
	413-11211		Heritage - Water Wastewater Checking		0.00		65.06
	413-21120		Accounts Payable		65.06		0.00
			Transaction Total		65.06		65.06
02/10/2026		33756	Transaction Description: Bobcat of Nashville				
	413-11211		Heritage - Water Wastewater Checking		0.00		133.57
	413-21120		Accounts Payable		133.57		0.00
			Transaction Total		133.57		133.57
02/10/2026		33757	Transaction Description: Charter Communications				
	413-11211		Heritage - Water Wastewater Checking		0.00		564.50
	413-21120		Accounts Payable		564.50		0.00
			Transaction Total		564.50		564.50
02/10/2026		33758	Transaction Description: HD Ink Screen Printing				
	413-11211		Heritage - Water Wastewater Checking		0.00		69.32
	413-21120		Accounts Payable		69.32		0.00
			Transaction Total		69.32		69.32
02/10/2026		33759	Transaction Description: Mid Tenn Supply				
	413-11211		Heritage - Water Wastewater Checking		0.00		281.90
	413-21120		Accounts Payable		281.90		0.00
			Transaction Total		281.90		281.90

Fund : 413		Water And Sewer		Transaction Type: Cash Disbursement		Debit Amount	Credit Amount
		Account Number	Description				
Date:	02/10/2026	Transaction #	33760	Transaction Description: A-Z Office Resource			
		413-11211	Heritage - Water Wastewater Checking			0.00	73.92
		413-21120	Accounts Payable			73.92	0.00
				Transaction Total		73.92	73.92
Date:	02/10/2026	Transaction #	33761	Transaction Description: City Electric Supply			
		413-11211	Heritage - Water Wastewater Checking			0.00	522.34
		413-21120	Accounts Payable			522.34	0.00
				Transaction Total		522.34	522.34
Date:	02/10/2026	Transaction #	33762	Transaction Description: Columbia Rubber & Gasket Company			
		413-11211	Heritage - Water Wastewater Checking			0.00	219.02
		413-21120	Accounts Payable			221.24	0.00
		413-52100-533	Water Utilities - Winter Storm Fern			0.00	1.11
		413-52200-533	Sewer - Winter Storm Fern			0.00	1.11
				Transaction Total		221.24	221.24
Date:	02/10/2026	Transaction #	33763	Transaction Description: Ferguson Waterworks			
		413-11211	Heritage - Water Wastewater Checking			0.00	6,732.00
		413-21120	Accounts Payable			6,468.00	0.00
		413-21120	Accounts Payable			264.00	0.00
				Transaction Total		6,732.00	6,732.00
Date:	02/10/2026	Transaction #	33764	Transaction Description: Phil Sutherland			
		413-11211	Heritage - Water Wastewater Checking			0.00	50.00
		413-21120	Accounts Payable			50.00	0.00
				Transaction Total		50.00	50.00
Date:	02/10/2026	Transaction #	33765	Transaction Description: Providential Broadcasting			
		413-11211	Heritage - Water Wastewater Checking			0.00	15.00
		413-21120	Accounts Payable			15.00	0.00
				Transaction Total		15.00	15.00

Fund : 413		Water And Sewer		Transaction Type: Cash Disbursement		Debit Amount	Credit Amount
Date:	Account Number	Description					
02/10/2026	Transaction # 33766	Transaction Description: Columbia Rubber & Gasket Company					
	413-11211	Heritage - Water Wastewater Checking			0.00		44.52
	413-21120	Accounts Payable			44.96		0.00
	413-52100-261	Repair/Maintenance Motor Vehic - Water And			0.00		0.22
	413-52200-261	Repair/Maintenance Motor Vehic - Water And			0.00		0.22
		Transaction Total			44.96		44.96
02/10/2026	Transaction # 33767	Transaction Description: Charter Communications					
	413-11211	Heritage - Water Wastewater Checking			0.00		467.20
	413-21120	Accounts Payable			467.20		0.00
		Transaction Total			467.20		467.20
02/10/2026	Transaction # 33768	Transaction Description: Paperweight Printing & Special					
	413-11211	Heritage - Water Wastewater Checking			0.00		66.66
	413-21120	Accounts Payable			66.66		0.00
		Transaction Total			66.66		66.66
02/10/2026	Transaction # 33769	Transaction Description: Ace Hardware					
	413-11211	Heritage - Water Wastewater Checking			0.00		394.77
	413-21120	Accounts Payable			394.77		0.00
		Transaction Total			394.77		394.77
02/10/2026	Transaction # 33770	Transaction Description: Ace Septic Service					
	413-11211	Heritage - Water Wastewater Checking			0.00		60.00
	413-21120	Accounts Payable			60.00		0.00
		Transaction Total			60.00		60.00
02/10/2026	Transaction # 33771	Transaction Description: Charter Communications					
	413-11211	Heritage - Water Wastewater Checking			0.00		149.99
	413-21120	Accounts Payable			149.99		0.00
		Transaction Total			149.99		149.99
02/10/2026	Transaction # 33772	Transaction Description: Local Government Corporation					
	413-11211	Heritage - Water Wastewater Checking			0.00		90.50
	413-21120	Accounts Payable			90.50		0.00
		Transaction Total			90.50		90.50

Fund : 413		Water And Sewer		Transaction Type: Cash Disbursement		Debit Amount	Credit Amount
Date:	Account Number	Description					
02/10/2026	Transaction # 33773	Transaction Description: Arctic Air Conditioning					
	413-11211	Heritage - Water Wastewater Checking			0.00		236.00
	413-21120	Accounts Payable			236.00		0.00
		Transaction Total			236.00		236.00
02/10/2026	Transaction # 33774	Transaction Description: Verity IT, LLC					
	413-11211	Heritage - Water Wastewater Checking			0.00		1,997.50
	413-21120	Accounts Payable			1,997.50		0.00
		Transaction Total			1,997.50		1,997.50
02/10/2026	Transaction # 33775	Transaction Description: City of Mt Pleasant Utilities					
	413-11211	Heritage - Water Wastewater Checking			0.00		2,904.60
	413-21120	Accounts Payable			2,385.44		0.00
	413-21120	Accounts Payable			64.30		0.00
	413-21120	Accounts Payable			28.62		0.00
	413-21120	Accounts Payable			278.04		0.00
	413-21120	Accounts Payable			19.91		0.00
	413-21120	Accounts Payable			36.11		0.00
	413-21120	Accounts Payable			92.18		0.00
		Transaction Total			2,904.60		2,904.60
02/11/2026	Transaction # 33776	Transaction Description: Amazon Capital Services					
	413-11211	Heritage - Water Wastewater Checking			0.00		267.32
	413-21120	Accounts Payable			267.32		0.00
		Transaction Total			267.32		267.32
02/11/2026	Transaction # 33777	Transaction Description: Amazon Capital Services					
	413-11211	Heritage - Water Wastewater Checking			0.00		90.00
	413-21120	Accounts Payable			90.00		0.00
		Transaction Total			90.00		90.00
02/11/2026	Transaction # 33778	Transaction Description: Amazon Capital Services					
	413-11211	Heritage - Water Wastewater Checking			0.00		236.32
	413-21120	Accounts Payable			236.32		0.00
		Transaction Total			236.32		236.32

Fund : 413		Water And Sewer		Transaction Type: Cash Disbursement		Debit Amount	Credit Amount
Date:	Account Number	Description	Debit Amount	Credit Amount			
02/11/2026	Transaction # 33779	Transaction Description: Attendance on Demand					
	413-11211	Heritage - Water Wastewater Checking	0.00	77.41			
	413-21120	Accounts Payable	77.41	0.00			
		Transaction Total	77.41	77.41			
02/19/2026	Transaction # 33780	Transaction Description: Mount Pleasant Power					
	413-11211	Heritage - Water Wastewater Checking	0.00	23,452.67			
	413-21120	Accounts Payable	274.76	0.00			
	413-21120	Accounts Payable	46.94	0.00			
	413-21120	Accounts Payable	1,136.40	0.00			
	413-21120	Accounts Payable	8,359.70	0.00			
	413-21120	Accounts Payable	35.86	0.00			
	413-21120	Accounts Payable	32.00	0.00			
	413-21120	Accounts Payable	1,002.39	0.00			
	413-21120	Accounts Payable	48.76	0.00			
	413-21120	Accounts Payable	90.60	0.00			
	413-21120	Accounts Payable	11,157.07	0.00			
	413-21120	Accounts Payable	79.52	0.00			
	413-21120	Accounts Payable	399.82	0.00			
	413-21120	Accounts Payable	35.49	0.00			
	413-21120	Accounts Payable	716.88	0.00			
	413-21120	Accounts Payable	36.48	0.00			
		Transaction Total	23,452.67	23,452.67			
02/19/2026	Transaction # 33781	Transaction Description: Mutual Of Omaha					
	413-11211	Heritage - Water Wastewater Checking	0.00	508.55			
	413-21120	Accounts Payable	508.55	0.00			
		Transaction Total	508.55	508.55			
02/19/2026	Transaction # 33782	Transaction Description: Civil & Environmental Consultants Inc					
	413-11211	Heritage - Water Wastewater Checking	0.00	7,547.75			
	413-21120	Accounts Payable	7,547.75	0.00			
		Transaction Total	7,547.75	7,547.75			

Fund : 413		Water And Sewer		Transaction Type: Cash Disbursement		Debit Amount	Credit Amount
Date:	Account Number	Transaction #	Description				
02/19/2026		33783	Transaction Description: Idexx Laboratories, Inc.				
	413-11211		Heritage - Water Wastewater Checking		0.00		582.86
	413-21120		Accounts Payable		582.86		0.00
			Transaction Total		582.86		582.86
02/19/2026		33784	Transaction Description: O'reilly Auto Parts				
	413-11211		Heritage - Water Wastewater Checking		0.00		166.12
	413-21120		Accounts Payable		166.12		0.00
			Transaction Total		166.12		166.12
02/19/2026		33785	Transaction Description: Sunbelt Rentals				
	413-11211		Heritage - Water Wastewater Checking		0.00		18,770.78
	413-21120		Accounts Payable		10,112.09		0.00
	413-21120		Accounts Payable		4,677.64		0.00
	413-21120		Accounts Payable		3,981.05		0.00
			Transaction Total		18,770.78		18,770.78
02/19/2026		33786	Transaction Description: USA Blue Book				
	413-11211		Heritage - Water Wastewater Checking		0.00		561.70
	413-21120		Accounts Payable		561.70		0.00
			Transaction Total		561.70		561.70
02/19/2026		33787	Transaction Description: Cintas Corp #241				
	413-11211		Heritage - Water Wastewater Checking		0.00		449.50
	413-21120		Accounts Payable		449.50		0.00
			Transaction Total		449.50		449.50
02/19/2026		33788	Transaction Description: Trojan Technologies Corp.				
	413-11211		Heritage - Water Wastewater Checking		0.00		7,975.00
	413-21120		Accounts Payable		7,975.00		0.00
			Transaction Total		7,975.00		7,975.00
02/19/2026		33789	Transaction Description: Duck River Electric Membership				
	413-11211		Heritage - Water Wastewater Checking		0.00		95.92
	413-21120		Accounts Payable		56.10		0.00
	413-21120		Accounts Payable		39.82		0.00
			Transaction Total		95.92		95.92

Fund : 413		Water And Sewer		Transaction Type: Cash Disbursement		Debit Amount	Credit Amount
Date:	Account Number	Transaction #	Description				
02/19/2026		33790	Pitney Bowes				
	413-11211		Heritage - Water Wastewater Checking		0.00		71.94
	413-21120		Accounts Payable		71.94		0.00
			Transaction Total		71.94		71.94
02/19/2026		33791	Pace Analytical				
	413-11211		Heritage - Water Wastewater Checking		0.00		1,200.00
	413-21120		Accounts Payable		300.00		0.00
	413-21120		Accounts Payable		300.00		0.00
	413-21120		Accounts Payable		300.00		0.00
	413-21120		Accounts Payable		300.00		0.00
			Transaction Total		1,200.00		1,200.00
02/19/2026		33792	Solutions by SET				
	413-11211		Heritage - Water Wastewater Checking		0.00		2,354.52
	413-21120		Accounts Payable		2,354.52		0.00
			Transaction Total		2,354.52		2,354.52
02/19/2026		33793	Ameriflex				
	413-11211		Heritage - Water Wastewater Checking		0.00		45.52
	413-21120		Accounts Payable		45.52		0.00
			Transaction Total		45.52		45.52
02/19/2026		33794	John Deere Financial				
	413-11211		Heritage - Water Wastewater Checking		0.00		3,475.00
	413-21120		Accounts Payable		3,475.00		0.00
			Transaction Total		3,475.00		3,475.00
02/19/2026		33795	Waste Management Inc of Tennessee				
	413-11211		Heritage - Water Wastewater Checking		0.00		1,621.58
	413-21120		Accounts Payable		1,621.58		0.00
			Transaction Total		1,621.58		1,621.58
02/19/2026		33796	AT&T Mobility				
	413-11211		Heritage - Water Wastewater Checking		0.00		1,125.56
	413-21120		Accounts Payable		1,125.56		0.00
			Transaction Total		1,125.56		1,125.56

Fund : 413		Water And Sewer		Transaction Type: Cash Disbursement		Debit Amount	Credit Amount
Date:	Account Number	Transaction #	Description				
02/19/2026		33797	Transaction Description: Columbia Power & Water Systems				
	413-11211		Heritage - Water Wastewater Checking		0.00		560.00
	413-21120		Accounts Payable		560.00		0.00
			Transaction Total		560.00		560.00
02/19/2026		33798	Transaction Description: Discount Plumbing/Electric Sup				
	413-11211		Heritage - Water Wastewater Checking		0.00		54.08
	413-21120		Accounts Payable		54.08		0.00
			Transaction Total		54.08		54.08
02/19/2026		33799	Transaction Description: Local Government Corporation				
	413-11211		Heritage - Water Wastewater Checking		0.00		45.82
	413-21120		Accounts Payable		45.82		0.00
			Transaction Total		45.82		45.82
02/19/2026		33800	Transaction Description: United Controls Corporation				
	413-11211		Heritage - Water Wastewater Checking		0.00		5,200.00
	413-21120		Accounts Payable		5,200.00		0.00
			Transaction Total		5,200.00		5,200.00
02/19/2026		33801	Transaction Description: Columbia Power & Water Systems				
	413-11211		Heritage - Water Wastewater Checking		0.00		2,206.52
	413-21120		Accounts Payable		2,206.52		0.00
			Transaction Total		2,206.52		2,206.52

Fund : 413		Water And Sewer		Transaction Type: Cash Disbursement		Debit Amount	Credit Amount
Date:	Account Number	Description	Debit Amount	Credit Amount			
02/19/2026	Transaction # 33802	Transaction Description: Ace Hardware					
	413-11211	Heritage - Water Wastewater Checking	0.00	1,967.65			
	413-21120	Accounts Payable	59.28	0.00			
	413-21120	Accounts Payable	432.43	0.00			
	413-21120	Accounts Payable	73.67	0.00			
	413-21120	Accounts Payable	249.45	0.00			
	413-21120	Accounts Payable	214.12	0.00			
	413-21120	Accounts Payable	265.52	0.00			
	413-21120	Accounts Payable	32.76	0.00			
	413-21120	Accounts Payable	57.96	0.00			
	413-21120	Accounts Payable	239.87	0.00			
	413-21120	Accounts Payable	342.59	0.00			
		Transaction Total	1,967.65	1,967.65			
02/27/2026	Transaction # 33803	Transaction Description: PNC BANK NATIONAL ASSOCIATION					
	413-11211	Heritage - Water Wastewater Checking	0.00	9,098.63			
	413-21120	Accounts Payable	2,403.70	0.00			
	413-21120	Accounts Payable	166.62	0.00			
	413-21120	Accounts Payable	88.76	0.00			
	413-21120	Accounts Payable	386.44	0.00			
	413-21120	Accounts Payable	523.56	0.00			
	413-21120	Accounts Payable	898.02	0.00			
	413-21120	Accounts Payable	889.90	0.00			
	413-21120	Accounts Payable	3,148.79	0.00			
	413-21120	Accounts Payable	592.84	0.00			
		Transaction Total	9,098.63	9,098.63			
02/26/2026	Transaction # 33804	Transaction Description: Amazon Capital Services					
	413-11211	Heritage - Water Wastewater Checking	0.00	1,898.58			
	413-21120	Accounts Payable	1,898.58	0.00			
		Transaction Total	1,898.58	1,898.58			

Fund : 413		Water And Sewer		Transaction Type: Cash Disbursement		Debit Amount	Credit Amount
Date:	Account Number	Transaction #	Description				
02/26/2026		33805	Transaction Description: CIGNA Healthcare				
	413-11211		Heritage - Water Wastewater Checking		0.00		15,142.81
	413-21120		Accounts Payable		15,142.81		0.00
			Transaction Total		15,142.81		15,142.81
02/26/2026		33806	Transaction Description: Wex Bank				
	413-11211		Heritage - Water Wastewater Checking		0.00		3,687.37
	413-21120		Accounts Payable		3,687.37		0.00
			Transaction Total		3,687.37		3,687.37
02/26/2026		33807	Transaction Description: A Phillip Grooms				
	413-11211		Heritage - Water Wastewater Checking		0.00		71.00
	413-21120		Accounts Payable		71.00		0.00
			Transaction Total		71.00		71.00
02/26/2026		33808	Transaction Description: Bio-Chem Incorporated				
	413-11211		Heritage - Water Wastewater Checking		0.00		4,911.29
	413-21120		Accounts Payable		4,911.29		0.00
			Transaction Total		4,911.29		4,911.29
02/26/2026		33809	Transaction Description: Grayco Constructors LLC				
	413-11211		Heritage - Water Wastewater Checking		0.00		7,547.75
	413-21120		Accounts Payable		7,547.75		0.00
			Transaction Total		7,547.75		7,547.75
02/26/2026		33810	Transaction Description: Kevin Wells				
	413-11211		Heritage - Water Wastewater Checking		0.00		147.00
	413-21120		Accounts Payable		147.00		0.00
			Transaction Total		147.00		147.00
02/26/2026		33811	Transaction Description: McNeece Service Co LLC				
	413-11211		Heritage - Water Wastewater Checking		0.00		1,946.25
	413-21120		Accounts Payable		1,946.25		0.00
			Transaction Total		1,946.25		1,946.25

Fund : 413		Water And Sewer		Transaction Type: Cash Disbursement		Debit Amount	Credit Amount
Date:	Account Number	Transaction #	Description				
02/26/2026		33812	Transaction Description: Reliable Termite and Pest Control				
	413-11211		Heritage - Water Wastewater Checking		0.00		74.00
	413-21120		Accounts Payable		40.00		0.00
	413-21120		Accounts Payable		34.00		0.00
			Transaction Total		74.00		74.00
02/26/2026		33813	Transaction Description: USA Blue Book				
	413-11211		Heritage - Water Wastewater Checking		0.00		374.00
	413-21120		Accounts Payable		374.00		0.00
			Transaction Total		374.00		374.00
02/26/2026		33814	Transaction Description: First Farmers & Merchants				
	413-11211		Heritage - Water Wastewater Checking		0.00		173.45
	413-21120		Accounts Payable		173.45		0.00
			Transaction Total		173.45		173.45
02/26/2026		33815	Transaction Description: Hach Company				
	413-11211		Heritage - Water Wastewater Checking		0.00		504.89
	413-21120		Accounts Payable		504.89		0.00
			Transaction Total		504.89		504.89
02/26/2026		33816	Transaction Description: Infosend Inc.				
	413-11211		Heritage - Water Wastewater Checking		0.00		1,188.61
	413-21120		Accounts Payable		1,188.61		0.00
			Transaction Total		1,188.61		1,188.61
02/26/2026		33817	Transaction Description: Quick Lube On Main				
	413-11211		Heritage - Water Wastewater Checking		0.00		122.46
	413-21120		Accounts Payable		122.46		0.00
			Transaction Total		122.46		122.46
02/26/2026		33818	Transaction Description: Rev Construction Inc				
	413-11211		Heritage - Water Wastewater Checking		0.00		37,562.05
	413-21120		Accounts Payable		37,562.05		0.00
			Transaction Total		37,562.05		37,562.05

Fund : 413		Water And Sewer		Transaction Type: Cash Disbursement		Debit Amount	Credit Amount
		Account Number	Description				
Date:	02/26/2026	Transaction #	33819	Transaction Description: Shiphrah Cox			
		413-11211		Heritage - Water Wastewater Checking	0.00	71.00	
		413-21120		Accounts Payable	71.00	0.00	
				Transaction Total	71.00	71.00	
Date:	02/26/2026	Transaction #	33820	Transaction Description: Waste Management Inc of Tennessee			
		413-11211		Heritage - Water Wastewater Checking	0.00	3,034.70	
		413-21120		Accounts Payable	20.40	0.00	
		413-21120		Accounts Payable	3,014.30	0.00	
				Transaction Total	3,034.70	3,034.70	
Date:	02/26/2026	Transaction #	33821	Transaction Description: Amazon Capital Services			
		413-11211		Heritage - Water Wastewater Checking	0.00	381.19	
		413-21120		Accounts Payable	381.19	0.00	
				Transaction Total	381.19	381.19	
Date:	02/26/2026	Transaction #	33822	Transaction Description: Tietgens Cee Bee			
		413-11211		Heritage - Water Wastewater Checking	0.00	278.84	
		413-21120		Accounts Payable	41.80	0.00	
		413-21120		Accounts Payable	54.19	0.00	
		413-21120		Accounts Payable	33.48	0.00	
		413-21120		Accounts Payable	13.75	0.00	
		413-21120		Accounts Payable	126.10	0.00	
		413-21120		Accounts Payable	9.52	0.00	
				Transaction Total	278.84	278.84	

Fund : 413		Water And Sewer		Transaction Type: Cash Disbursement		Debit Amount	Credit Amount
Date:	Account Number	Description					
02/26/2026	Transaction # 33823	Transaction Description: Lowe's Home Centers Inc					
	413-11211	Heritage - Water Wastewater Checking		0.00		1,886.61	
	413-21120	Accounts Payable		265.05		0.00	
	413-21120	Accounts Payable		20.22		0.00	
	413-21120	Accounts Payable		145.02		0.00	
	413-21120	Accounts Payable		127.90		0.00	
	413-21120	Accounts Payable		474.72		0.00	
	413-21120	Accounts Payable		90.04		0.00	
	413-21120	Accounts Payable		93.82		0.00	
	413-21120	Accounts Payable		140.14		0.00	
	413-21120	Accounts Payable		183.06		0.00	
	413-21120	Accounts Payable		250.80		0.00	
	413-21120	Accounts Payable		6.96		0.00	
	413-21120	Accounts Payable		47.20		0.00	
	413-21120	Accounts Payable		41.68		0.00	
		Transaction Total		1,886.61		1,886.61	
02/26/2026	Transaction # 33824	Transaction Description: Consolidated Pipe & Supply Co					
	413-11211	Heritage - Water Wastewater Checking		0.00		2,274.45	
	413-21120	Accounts Payable		2,274.45		0.00	
		Transaction Total		2,274.45		2,274.45	
02/26/2026	Transaction # 33825	Transaction Description: Advance Auto Parts					
	413-11211	Heritage - Water Wastewater Checking		0.00		128.18	
	413-21120	Accounts Payable		7.70		0.00	
	413-21120	Accounts Payable		20.26		0.00	
	413-21120	Accounts Payable		100.22		0.00	
		Transaction Total		128.18		128.18	
02/26/2026	Transaction # 33826	Transaction Description: Ameriflex					
	413-11211	Heritage - Water Wastewater Checking		0.00		4,066.55	
	413-21120	Accounts Payable		4,066.55		0.00	
		Transaction Total		4,066.55		4,066.55	

Fund : 413		Water And Sewer		Transaction Type: Cash Disbursement		Debit Amount	Credit Amount
Date:	Account Number	Transaction #	Description				
02/26/2026		33827	Transaction Description: LOCALIQ				
	413-11211		Heritage - Water Wastewater Checking		0.00		111.43
	413-21120		Accounts Payable		54.91		0.00
	413-21120		Accounts Payable		56.52		0.00
			Transaction Total		111.43		111.43
02/26/2026		33828	Transaction Description: Sharp Motor Company				
	413-11211		Heritage - Water Wastewater Checking		0.00		1,071.16
	413-21120		Accounts Payable		1,071.16		0.00
			Transaction Total		1,071.16		1,071.16
02/26/2026		33829	Transaction Description: Victoria Poindexter Smith				
	413-11211		Heritage - Water Wastewater Checking		0.00		94.66
	413-21120		Accounts Payable		94.66		0.00
			Transaction Total		94.66		94.66
02/26/2026		33830	Transaction Description: Solutions by SET				
	413-11211		Heritage - Water Wastewater Checking		0.00		4,694.07
	413-21120		Accounts Payable		1,948.90		0.00
	413-21120		Accounts Payable		2,745.17		0.00
			Transaction Total		4,694.07		4,694.07
02/26/2026		33831	Transaction Description: Tractor Supply Company				
	413-11211		Heritage - Water Wastewater Checking		0.00		594.26
	413-21120		Accounts Payable		594.26		0.00
			Transaction Total		594.26		594.26
			Total For Fund: 413		212,767.36		212,767.36

Fund : 415		Natural Gas		Transaction Type: Cash Disbursement		Debit Amount	Credit Amount
Date:	Account Number	Transaction #	Description				
02/10/2026		28257	Transaction Description: B & H Foto & Electronics Corp				
	415-11211		Heritage Gas Checking		0.00		32.53
	415-21120		Accounts Payable		32.53		0.00
			Transaction Total		32.53		32.53
02/10/2026		28258	Transaction Description: Charter Communications				
	415-11211		Heritage Gas Checking		0.00		62.72
	415-21120		Accounts Payable		62.72		0.00
			Transaction Total		62.72		62.72
02/10/2026		28259	Transaction Description: HD Ink Screen Printing				
	415-11211		Heritage Gas Checking		0.00		34.66
	415-21120		Accounts Payable		34.66		0.00
			Transaction Total		34.66		34.66
02/10/2026		28260	Transaction Description: Mid Tenn Supply				
	415-11211		Heritage Gas Checking		0.00		140.95
	415-21120		Accounts Payable		140.95		0.00
			Transaction Total		140.95		140.95
02/10/2026		28261	Transaction Description: Neals Measurement Service				
	415-11211		Heritage Gas Checking		0.00		113.65
	415-21120		Accounts Payable		113.65		0.00
			Transaction Total		113.65		113.65
02/10/2026		28262	Transaction Description: A-Z Office Resource				
	415-11211		Heritage Gas Checking		0.00		36.96
	415-21120		Accounts Payable		36.96		0.00
			Transaction Total		36.96		36.96
02/10/2026		28263	Transaction Description: City Electric Supply				
	415-11211		Heritage Gas Checking		0.00		261.17
	415-21120		Accounts Payable		261.17		0.00
			Transaction Total		261.17		261.17

Fund : 415		Natural Gas		Transaction Type: Cash Disbursement		Debit Amount	Credit Amount
Date:	Account Number	Transaction #	Description				
02/10/2026		28264	Transaction Description: Columbia Rubber & Gasket Company				
	415-11211		Heritage Gas Checking		0.00		109.53
	415-21120		Accounts Payable		110.64		0.00
	415-52400-533		Natural Gas - Winter Storm Fern		0.00		1.11
			Transaction Total		110.64		110.64
02/10/2026		28265	Transaction Description: Providential Broadcasting				
	415-11211		Heritage Gas Checking		0.00		15.00
	415-21120		Accounts Payable		15.00		0.00
			Transaction Total		15.00		15.00
02/10/2026		28266	Transaction Description: Columbia Rubber & Gasket Company				
	415-11211		Heritage Gas Checking		0.00		22.26
	415-21120		Accounts Payable		22.48		0.00
	415-52400-261		Repair/Maintenance Motor Vehic - Natural Gas		0.00		0.22
			Transaction Total		22.48		22.48
02/10/2026		28267	Transaction Description: Charter Communications				
	415-11211		Heritage Gas Checking		0.00		233.60
	415-21120		Accounts Payable		233.60		0.00
			Transaction Total		233.60		233.60
02/10/2026		28268	Transaction Description: Paperweight Printing & Special				
	415-11211		Heritage Gas Checking		0.00		33.33
	415-21120		Accounts Payable		33.33		0.00
			Transaction Total		33.33		33.33
02/10/2026		28269	Transaction Description: Local Government Corporation				
	415-11211		Heritage Gas Checking		0.00		45.25
	415-21120		Accounts Payable		45.25		0.00
			Transaction Total		45.25		45.25
02/10/2026		28270	Transaction Description: TSEC LLC dba Tri-Star Energy Consultants				
	415-11211		Heritage Gas Checking		0.00		1,500.00
	415-21120		Accounts Payable		1,500.00		0.00
			Transaction Total		1,500.00		1,500.00

Fund : 415		Natural Gas		Transaction Type: Cash Disbursement		Debit Amount	Credit Amount
		Account Number	Description				
Date:	02/10/2026	Transaction #	28271	Transaction Description: Sullivan's Natural Gas Services			
		415-11211	Heritage Gas Checking		0.00		4,587.40
		415-21120	Accounts Payable		4,587.40		0.00
					Transaction Total	4,587.40	4,587.40
Date:	02/10/2026	Transaction #	28272	Transaction Description: Verity IT, LLC			
		415-11211	Heritage Gas Checking		0.00		690.00
		415-21120	Accounts Payable		690.00		0.00
					Transaction Total	690.00	690.00
Date:	02/10/2026	Transaction #	28273	Transaction Description: City of Mt Pleasant Utilities			
		415-11211	Heritage Gas Checking		0.00		1,135.76
		415-21120	Accounts Payable		32.15		0.00
		415-21120	Accounts Payable		139.02		0.00
		415-21120	Accounts Payable		520.49		0.00
		415-21120	Accounts Payable		444.10		0.00
					Transaction Total	1,135.76	1,135.76
Date:	02/11/2026	Transaction #	28274	Transaction Description: Amazon Capital Services			
		415-11211	Heritage Gas Checking		0.00		133.66
		415-21120	Accounts Payable		133.66		0.00
					Transaction Total	133.66	133.66
Date:	02/11/2026	Transaction #	28275	Transaction Description: Amazon Capital Services			
		415-11211	Heritage Gas Checking		0.00		44.99
		415-21120	Accounts Payable		44.99		0.00
					Transaction Total	44.99	44.99
Date:	02/11/2026	Transaction #	28276	Transaction Description: Amazon Capital Services			
		415-11211	Heritage Gas Checking		0.00		118.16
		415-21120	Accounts Payable		118.16		0.00
					Transaction Total	118.16	118.16
Date:	02/11/2026	Transaction #	28277	Transaction Description: Attendance on Demand			
		415-11211	Heritage Gas Checking		0.00		18.43
		415-21120	Accounts Payable		18.43		0.00
					Transaction Total	18.43	18.43

Fund : 415		Natural Gas		Transaction Type: Cash Disbursement		Debit Amount	Credit Amount
Date:	Account Number	Description	Debit Amount	Credit Amount			
Date: 02/19/2026	Transaction # 28278	Transaction Description: Mount Pleasant Power					
	415-11211	Heritage Gas Checking	0.00	772.09			
	415-21120	Accounts Payable	319.06	0.00			
	415-21120	Accounts Payable	40.29	0.00			
	415-21120	Accounts Payable	43.57	0.00			
	415-21120	Accounts Payable	47.47	0.00			
	415-21120	Accounts Payable	274.76	0.00			
	415-21120	Accounts Payable	46.94	0.00			
		Transaction Total	772.09	772.09			
Date: 02/19/2026	Transaction # 28279	Transaction Description: Mutual Of Omaha					
	415-11211	Heritage Gas Checking	0.00	467.86			
	415-21120	Accounts Payable	467.86	0.00			
		Transaction Total	467.86	467.86			
Date: 02/19/2026	Transaction # 28280	Transaction Description: O'reilly Auto Parts					
	415-11211	Heritage Gas Checking	0.00	83.05			
	415-21120	Accounts Payable	83.05	0.00			
		Transaction Total	83.05	83.05			
Date: 02/19/2026	Transaction # 28281	Transaction Description: Cintas Corp #241					
	415-11211	Heritage Gas Checking	0.00	186.60			
	415-21120	Accounts Payable	186.60	0.00			
		Transaction Total	186.60	186.60			
Date: 02/19/2026	Transaction # 28282	Transaction Description: Pitney Bowes					
	415-11211	Heritage Gas Checking	0.00	36.00			
	415-21120	Accounts Payable	36.00	0.00			
		Transaction Total	36.00	36.00			
Date: 02/19/2026	Transaction # 28283	Transaction Description: Ameriflex					
	415-11211	Heritage Gas Checking	0.00	37.48			
	415-21120	Accounts Payable	37.48	0.00			
		Transaction Total	37.48	37.48			

Fund : 415		Natural Gas		Transaction Type: Cash Disbursement		Debit Amount	Credit Amount
Date:	Account Number	Transaction #	Description	Debit Amount	Credit Amount		
02/19/2026		28284	Transaction Description: John Deere Financial				
	415-11211		Heritage Gas Checking	0.00			1,125.00
	415-21120		Accounts Payable	1,125.00			0.00
			Transaction Total	1,125.00			1,125.00
02/19/2026		28285	Transaction Description: AT&T Mobility				
	415-11211		Heritage Gas Checking	0.00			562.78
	415-21120		Accounts Payable	562.78			0.00
			Transaction Total	562.78			562.78
02/19/2026		28286	Transaction Description: Discount Plumbing/Electric Sup				
	415-11211		Heritage Gas Checking	0.00			27.04
	415-21120		Accounts Payable	27.04			0.00
			Transaction Total	27.04			27.04
02/19/2026		28287	Transaction Description: Local Government Corporation				
	415-11211		Heritage Gas Checking	0.00			22.91
	415-21120		Accounts Payable	22.91			0.00
			Transaction Total	22.91			22.91
02/19/2026		28288	Transaction Description: Ace Hardware				
	415-11211		Heritage Gas Checking	0.00			676.21
	415-21120		Accounts Payable	216.20			0.00
	415-21120		Accounts Payable	107.06			0.00
	415-21120		Accounts Payable	132.79			0.00
	415-21120		Accounts Payable	29.64			0.00
	415-21120		Accounts Payable	42.71			0.00
	415-21120		Accounts Payable	16.41			0.00
	415-21120		Accounts Payable	131.40			0.00
			Transaction Total	676.21			676.21

Fund : 415		Natural Gas		Transaction Type: Cash Disbursement		Debit Amount	Credit Amount
Date:	Account Number	Description	Debit Amount	Credit Amount			
02/27/2026	Transaction # 28289	Transaction Description: PNC BANK NATIONAL ASSOCIATION					
	415-11211	Heritage Gas Checking	0.00	4,758.01			
	415-21120	Accounts Payable	297.14	0.00			
	415-21120	Accounts Payable	193.22	0.00			
	415-21120	Accounts Payable	44.38	0.00			
	415-21120	Accounts Payable	237.93	0.00			
	415-21120	Accounts Payable	1,780.52	0.00			
	415-21120	Accounts Payable	448.98	0.00			
	415-21120	Accounts Payable	1,561.23	0.00			
	415-21120	Accounts Payable	194.61	0.00			
		Transaction Total	4,758.01	4,758.01			
02/26/2026	Transaction # 28290	Transaction Description: Amazon Capital Services					
	415-11211	Heritage Gas Checking	0.00	949.28			
	415-21120	Accounts Payable	949.28	0.00			
		Transaction Total	949.28	949.28			
02/26/2026	Transaction # 28291	Transaction Description: CIGNA Healthcare					
	415-11211	Heritage Gas Checking	0.00	11,644.58			
	415-21120	Accounts Payable	11,644.58	0.00			
		Transaction Total	11,644.58	11,644.58			
02/26/2026	Transaction # 28292	Transaction Description: Wex Bank					
	415-11211	Heritage Gas Checking	0.00	1,843.68			
	415-21120	Accounts Payable	1,843.68	0.00			
		Transaction Total	1,843.68	1,843.68			
02/26/2026	Transaction # 28293	Transaction Description: Munigas					
	415-11211	Heritage Gas Checking	0.00	279,379.82			
	415-21120	Accounts Payable	279,379.82	0.00			
		Transaction Total	279,379.82	279,379.82			

Fund : 415		Natural Gas		Transaction Type: Cash Disbursement		Debit Amount	Credit Amount
Date:	Account Number	Transaction #	Description				
02/26/2026		28294	Transaction Description: Symmetry Energy Solutions LLC				
	415-11211		Heritage Gas Checking		0.00		285,972.93
	415-21120		Accounts Payable		82,846.10		0.00
	415-21120		Accounts Payable		203,126.83		0.00
			Transaction Total		285,972.93		285,972.93
02/26/2026		28295	Transaction Description: A Phillip Grooms				
	415-11211		Heritage Gas Checking		0.00		35.50
	415-21120		Accounts Payable		35.50		0.00
			Transaction Total		35.50		35.50
02/26/2026		28296	Transaction Description: CITY OF MT PLEASANT				
	415-11211		Heritage Gas Checking		0.00		127.91
	415-21120		Accounts Payable		127.91		0.00
			Transaction Total		127.91		127.91
02/26/2026		28297	Transaction Description: Neals Measurement Service				
	415-11211		Heritage Gas Checking		0.00		1,174.62
	415-21120		Accounts Payable		1,174.62		0.00
			Transaction Total		1,174.62		1,174.62
02/26/2026		28298	Transaction Description: Reliable Termite and Pest Control				
	415-11211		Heritage Gas Checking		0.00		40.00
	415-21120		Accounts Payable		40.00		0.00
			Transaction Total		40.00		40.00
02/26/2026		28299	Transaction Description: Chapman Tire				
	415-11211		Heritage Gas Checking		0.00		344.88
	415-21120		Accounts Payable		344.88		0.00
			Transaction Total		344.88		344.88
02/26/2026		28300	Transaction Description: First Farmers & Merchants				
	415-11211		Heritage Gas Checking		0.00		518.15
	415-21120		Accounts Payable		518.15		0.00
			Transaction Total		518.15		518.15

Fund : 415		Natural Gas		Transaction Type: Cash Disbursement		Debit Amount	Credit Amount
		Account Number	Description				
Date:	02/26/2026	Transaction #	28301	Transaction Description: Infosend Inc.			
		415-11211	Heritage Gas Checking		0.00		421.20
		415-21120	Accounts Payable		421.20		0.00
					Transaction Total	421.20	421.20
Date:	02/26/2026	Transaction #	28302	Transaction Description: Quick Lube On Main			
		415-11211	Heritage Gas Checking		0.00		61.24
		415-21120	Accounts Payable		61.24		0.00
					Transaction Total	61.24	61.24
Date:	02/26/2026	Transaction #	28303	Transaction Description: Shiphrah Cox			
		415-11211	Heritage Gas Checking		0.00		35.50
		415-21120	Accounts Payable		35.50		0.00
					Transaction Total	35.50	35.50
Date:	02/26/2026	Transaction #	28304	Transaction Description: Amazon Capital Services			
		415-11211	Heritage Gas Checking		0.00		127.06
		415-21120	Accounts Payable		127.06		0.00
					Transaction Total	127.06	127.06
Date:	02/26/2026	Transaction #	28305	Transaction Description: Tietgens Cee Bee			
		415-11211	Heritage Gas Checking		0.00		105.45
		415-21120	Accounts Payable		16.74		0.00
		415-21120	Accounts Payable		4.76		0.00
		415-21120	Accounts Payable		63.05		0.00
		415-21120	Accounts Payable		20.90		0.00
					Transaction Total	105.45	105.45

Fund : 415		Natural Gas		Transaction Type: Cash Disbursement		Debit Amount	Credit Amount
Date:	Account Number	Description	Debit Amount	Credit Amount			
02/26/2026	Transaction # 28306	Transaction Description: Lowe's Home Centers Inc					
	415-11211	Heritage Gas Checking	0.00	685.38			
	415-21120	Accounts Payable	46.91	0.00			
	415-21120	Accounts Payable	237.36	0.00			
	415-21120	Accounts Payable	70.07	0.00			
	415-21120	Accounts Payable	45.02	0.00			
	415-21120	Accounts Payable	63.95	0.00			
	415-21120	Accounts Payable	23.60	0.00			
	415-21120	Accounts Payable	20.84	0.00			
	415-21120	Accounts Payable	91.53	0.00			
	415-21120	Accounts Payable	72.51	0.00			
	415-21120	Accounts Payable	10.11	0.00			
	415-21120	Accounts Payable	3.48	0.00			
		Transaction Total	685.38	685.38			
02/26/2026	Transaction # 28307	Transaction Description: Consolidated Pipe & Supply Co					
	415-11211	Heritage Gas Checking	0.00	4,137.50			
	415-21120	Accounts Payable	1,643.00	0.00			
	415-21120	Accounts Payable	2,494.50	0.00			
		Transaction Total	4,137.50	4,137.50			
02/26/2026	Transaction # 28308	Transaction Description: Advance Auto Parts					
	415-11211	Heritage Gas Checking	0.00	60.25			
	415-21120	Accounts Payable	50.12	0.00			
	415-21120	Accounts Payable	10.13	0.00			
		Transaction Total	60.25	60.25			
02/26/2026	Transaction # 28309	Transaction Description: Ameriflex					
	415-11211	Heritage Gas Checking	0.00	3,233.28			
	415-21120	Accounts Payable	3,233.28	0.00			
		Transaction Total	3,233.28	3,233.28			

Fund : 415		Natural Gas		Transaction Type: Cash Disbursement		Debit Amount	Credit Amount
		Account Number	Description				
Date:	02/26/2026	Transaction #	28310	Transaction Description: Civil & Environmental Consultants Inc			
		415-11211		Heritage Gas Checking	0.00	771.10	
		415-21120		Accounts Payable	771.10	0.00	
				Transaction Total	771.10	771.10	
Date:	02/26/2026	Transaction #	28311	Transaction Description: Sharp Motor Company			
		415-11211		Heritage Gas Checking	0.00	535.59	
		415-21120		Accounts Payable	535.59	0.00	
				Transaction Total	535.59	535.59	
Date:	02/26/2026	Transaction #	28312	Transaction Description: Victoria Poindexter Smith			
		415-11211		Heritage Gas Checking	0.00	47.34	
		415-21120		Accounts Payable	47.34	0.00	
				Transaction Total	47.34	47.34	
Date:	02/26/2026	Transaction #	28313	Transaction Description: Tractor Supply Company			
		415-11211		Heritage Gas Checking	0.00	297.13	
		415-21120		Accounts Payable	297.13	0.00	
				Transaction Total	297.13	297.13	
Date:	02/28/2026	Transaction #	28315	Transaction Description: Sales Tax Pymt Gas February 2026			
		415-11211		Heritage Gas Checking	0.00	9,782.00	
		415-21521		Due To State Dept Of Rev-Sa Tx	9,781.25	0.00	
		415-52400-799		Sundry - Grants, Contributions - Natural Gas	0.75	0.00	
				Transaction Total	9,782.00	9,782.00	
		Total For Fund:	415		620,457.74	620,457.74	

Fund : 612		Parks, Recreation, Community Center		Transaction Type: Cash Disbursement		Debit Amount	Credit Amount
		Account Number	Description				
Date:	02/10/2026	Transaction #	4075	Transaction Description: Charter Communications			
		612-11211	Heritage Parks & Rec Checking			0.00	68.13
		612-21120	Accounts Payable			68.13	0.00
				Transaction Total		68.13	68.13
Date:	02/10/2026	Transaction #	4076	Transaction Description: Mid Tenn Supply			
		612-11211	Heritage Parks & Rec Checking			0.00	140.95
		612-21120	Accounts Payable			140.95	0.00
				Transaction Total		140.95	140.95
Date:	02/10/2026	Transaction #	4077	Transaction Description: Michael Hathaway dba 906 Studio,PLLC			
		612-11211	Heritage Parks & Rec Checking			0.00	3,399.50
		612-21120	Accounts Payable			3,399.50	0.00
				Transaction Total		3,399.50	3,399.50
Date:	02/10/2026	Transaction #	4078	Transaction Description: A-Z Office Resource			
		612-11211	Heritage Parks & Rec Checking			0.00	35.97
		612-21120	Accounts Payable			35.97	0.00
				Transaction Total		35.97	35.97
Date:	02/10/2026	Transaction #	4079	Transaction Description: SCTDD			
		612-11211	Heritage Parks & Rec Checking			0.00	5,000.00
		612-21120	Accounts Payable			5,000.00	0.00
				Transaction Total		5,000.00	5,000.00
Date:	02/10/2026	Transaction #	4080	Transaction Description: Ace Hardware			
		612-11211	Heritage Parks & Rec Checking			0.00	197.37
		612-21120	Accounts Payable			197.37	0.00
				Transaction Total		197.37	197.37

Fund : 612		Parks, Recreation, Community Center		Transaction Type: Cash Disbursement		Debit Amount	Credit Amount
Date:	Account Number	Description					
02/10/2026	Transaction # 4081	Transaction Description: City of Mt Pleasant Utilities					
	612-11211	Heritage Parks & Rec Checking		0.00		4,200.49	
	612-21120	Accounts Payable		28.62		0.00	
	612-21120	Accounts Payable		105.71		0.00	
	612-21120	Accounts Payable		174.91		0.00	
	612-21120	Accounts Payable		102.92		0.00	
	612-21120	Accounts Payable		3,128.41		0.00	
	612-21120	Accounts Payable		271.62		0.00	
	612-21120	Accounts Payable		388.30		0.00	
		Transaction Total		4,200.49		4,200.49	
02/11/2026	Transaction # 4082	Transaction Description: Attendance on Demand					
	612-11211	Heritage Parks & Rec Checking		0.00		7.37	
	612-21120	Accounts Payable		7.37		0.00	
		Transaction Total		7.37		7.37	
02/19/2026	Transaction # 4083	Transaction Description: Mount Pleasant Power					
	612-11211	Heritage Parks & Rec Checking		0.00		2,635.33	
	612-21120	Accounts Payable		28.46		0.00	
	612-21120	Accounts Payable		94.34		0.00	
	612-21120	Accounts Payable		230.48		0.00	
	612-21120	Accounts Payable		32.00		0.00	
	612-21120	Accounts Payable		1,115.91		0.00	
	612-21120	Accounts Payable		64.34		0.00	
	612-21120	Accounts Payable		32.00		0.00	
	612-21120	Accounts Payable		231.35		0.00	
	612-21120	Accounts Payable		168.14		0.00	
	612-21120	Accounts Payable		357.07		0.00	
	612-21120	Accounts Payable		33.24		0.00	
	612-21120	Accounts Payable		219.54		0.00	
	612-21120	Accounts Payable		28.46		0.00	
		Transaction Total		2,635.33		2,635.33	

Fund : 612		Parks, Recreation, Community Center		Transaction Type: Cash Disbursement		Debit Amount	Credit Amount
Date:	Account Number	Transaction #	Description				
02/19/2026		4084	Mutual Of Omaha				
	612-11211		Heritage Parks & Rec Checking		0.00		64.15
	612-21120		Accounts Payable		64.15		0.00
			Transaction Total		64.15		64.15
02/19/2026		4085	AT&T Mobility				
	612-11211		Heritage Parks & Rec Checking		0.00		64.51
	612-21120		Accounts Payable		64.51		0.00
			Transaction Total		64.51		64.51
02/19/2026		4086	Local Government Corporation				
	612-11211		Heritage Parks & Rec Checking		0.00		22.91
	612-21120		Accounts Payable		22.91		0.00
			Transaction Total		22.91		22.91
02/27/2026		4087	PNC BANK NATIONAL ASSOCIATION				
	612-11211		Heritage Parks & Rec Checking		0.00		483.54
	612-21120		Accounts Payable		237.93		0.00
	612-21120		Accounts Payable		44.38		0.00
	612-21120		Accounts Payable		201.23		0.00
			Transaction Total		483.54		483.54
02/26/2026		4088	Paul Varney Construction LLC				
	612-11211		Heritage Parks & Rec Checking		0.00		49,891.15
	612-21120		Accounts Payable		49,891.15		0.00
			Transaction Total		49,891.15		49,891.15
02/26/2026		4089	CIGNA Healthcare				
	612-11211		Heritage Parks & Rec Checking		0.00		812.02
	612-21120		Accounts Payable		812.02		0.00
			Transaction Total		812.02		812.02
02/26/2026		4090	Wex Bank				
	612-11211		Heritage Parks & Rec Checking		0.00		29.53
	612-21120		Accounts Payable		29.53		0.00
			Transaction Total		29.53		29.53

Fund : 612		Parks, Recreation, Community Center		Transaction Type: Cash Disbursement		Debit Amount	Credit Amount
		Account Number	Description				
Date:	02/26/2026	Transaction #	4091	Transaction Description: Preventia Security LLC			
		612-11211	Heritage Parks & Rec Checking			0.00	189.00
		612-21120	Accounts Payable			189.00	0.00
			Transaction Total			189.00	189.00
Date:	02/26/2026	Transaction #	4092	Transaction Description: Reliable Termite and Pest Control			
		612-11211	Heritage Parks & Rec Checking			0.00	52.00
		612-21120	Accounts Payable			52.00	0.00
			Transaction Total			52.00	52.00
		Total For Fund:	612			67,293.92	67,293.92

Template Name: LGC Defined Cash Disbursements
Created By: LGC

City Of Mt. Pleasant
Journal Listing
February 2026

User:
Date/Time:

Section 8, Item A.
3/11/2026 9:46 AM
Page 54 of 54

Fund : 612	Parks, Recreation, Community Center	Transaction Type: Cash Disbursement		
Account Number		Description	Debit Amount	Credit Amount
Total	Cash Disbursement		1,330,280.80	1,330,280.80

RESOLUTION 2026-13

A RESOLUTION APPROVING TRANSFER OF OWNERSHIP OF TRAFFIC SIGNAL SYSTEM LOCATED AT FIRST AVENUE AND NORTH MAIN STREET TO MOUNT PLEASANT POWER SYSTEM

WHEREAS, the City of Mount Pleasant owns and operates the traffic-control signal located at the intersection between S.R. 166 (First Avenue) and S.R. 243 (North Main Street) (“First Avenue Traffic Signal”) for the benefit of the Board of Public Utilities for the City; and,

WHEREAS, the First Avenue Traffic Signal is part of a system that consists of the following installed equipment, which was erected and installed by the City of Mount Pleasant:

Traffic Signal System located at S.R. 166 (First Avenue) and S.R. 243 (N. Main Street) including:

- 1 – 24 ft. strain pole with 50 ft. mast arm
- 1 - 24 ft. strain pole with 40 & 35 ft. mast arms
- 1 - 10 ft. pedestrian signal pole
- 6 - Signal heads with 12-inch indicators
- 4 - Pedestrian signal heads
- 1 – Control cabinet with traffic controllers
- 1lot – Traffic sensor loops, pull boxes, control cable.

The signal system transfer to MPPS shall include all materials turned over to the City of Mt. Pleasant under TDOT Project Number 60017-3215-94.

(“First Avenue Traffic Signal System”).

WHEREAS, the State of Tennessee turned over the maintenance of the traffic First Avenue Traffic Signal System to the City of Mount Pleasant in accordance with an agreement between the Tennessee Department of Transportation and the City of Mount Pleasant; and,

WHEREAS, the City desires to transfer to and turn over the maintenance of the First Avenue Traffic Signal System to Mount Pleasant Power System (“MPPS”), and MPPS desires to accept, the First Avenue Traffic Signal System in “As-Is” condition by Bill of Sale in the same form attached hereto as Exhibit A; and,

WHEREAS, upon acceptance of the Bill of Sale, MPPS will become the owner and operator of the First Avenue Traffic System and agrees to maintain it in perpetuity.

NOW, THEREFORE, BE IT RESOLVED BY THE CITY OF MOUNT PLEASANT, TENNESSEE, AS FOLLOWS:

Section 1. The City of Mount Pleasant, Tennessee hereby transfers the First Avenue Traffic Signal System pursuant to the Bill of Transfer which is attached hereto and incorporated as Exhibit

A, to Mount Pleasant Power System subject to the terms of this resolution. Upon Mount Pleasant Power System’s acceptance of the Bill of Transfer, the transfer is complete and Mount Pleasant Power System shall own, operate, and maintain the First Avenue Traffic Signal System in perpetuity.

Section 2. If any one or more of the provisions of this Resolution, or any exhibit or attachment thereof, shall be held invalid, illegal, or unenforceable in any respect, by final decree of any court of lawful jurisdiction, such invalidity, illegality, or unenforceability shall not affect any other provision hereof, or of any exhibit or attachment thereto, but this Resolution, and the exhibits and attachments thereof, shall be construed the same as if such invalid, illegal, or unenforceable provision had never been contained herein, or therein, as the case may be.

Section 3. This Resolution shall take effect immediately.

Approved and adopted this _____ day of _____, 2026.

WILLIAM F. WHITE, JR., MAYOR

ATTEST:

SHIPHRAH COX, RECORDER

LEGAL FORM APPROVED:

KORI BLEDSOE JONES, ATTORNEY



**STATE OF TENNESSEE
DEPARTMENT OF TRANSPORTATION**

6202 Cayce Lane
Columbia, Tn. 38401

RE: Traffic Signal Maintenance
Contract: CNA244
Project No.: 60017-3215-94
Reference No.: STP-H-166(6)
County: MAURY

Dear Sir or Madam:

The State of Tennessee is turning over to the City of Mt.Pleasant and/or the County of Maury, the maintenance of the traffic signals located at Intersection of SR166&243. This is in accordance with an agreement between the Tennessee Department of Transportation and the City of Mt.Pleasant. and/or the County of Maury.

Sincerely,

MARK HOLLORAN
for Paul Degges

Mark Holloran
~~Paul Degges~~
Regional Director

cc: State Maintenance Director
Headquarters Planning
Headquarters Special Design
Regional Traffic
contract file

City of Mount Pleasant

WILLIAM H. BOYD, Mayor
WILLIE B. BAKER, Vice-Mayor
CLEM GOODMAN
STEVE KIRK
RICHARD A. HENDRIX



ROBERT A. MURRAY, City Manager
THOMAS W. HARDIN, City Attorney

August 28, 2003

Mr. James A. Curl
% T.D.O.T
6202 Cayce Lane
Columbia, Tennessee 38401

RE: Traffic Signal Maintenance
Contract: CNA244
Project No.: 60017-3215-94
Reference No.: STP-H-166(6)
County: Maury


Dear Mr. Curl:

This letter is to acknowledge receipt of your letter indicating, that the State of Tennessee was turning over to the City of Mt. Pleasant the maintenance of the traffic signals located at the intersection of S.R. 166 (First Avenue) and S.R. 243 (North Main Street).

The City of Mt. Pleasant accepts these new signals and will honor all agreements pertaining to this location.

Thanks, again, we appreciate these new signals and have received many nice comments about how improved this intersection has become.

Sincerely yours,

CITY OF MOUNT PLEASANT

Robert A. Murray
City Manager

RAM/td

RESOLUTION 2026-14

A RESOLUTION REVISING THE EMPLOYEE COMPENSATION PLAN FOR THE CITY OF MOUNT PLEASANT, TENNESSEE

WHEREAS, the City of Mount Pleasant, Tennessee desires to adopt an amended employee compensation plan to be effective immediately, replacing the compensation plan adopted by Resolution 2025-9; and,

WHEREAS, the employee compensation plan will establish the minimum and maximum compensation for each employee position of the City of Mount Pleasant and will be beneficial to the employees of the City of Mount Pleasant.

NOW, THEREFORE, BE IT RESOLVED BY THE CITY OF MOUNT PLEASANT, TENNESSEE, AS FOLLOWS:

Section 1. That the Board of Commissioners of the City of Mount Pleasant, Tennessee hereby adopts the Employee Compensation Plan which is attached hereto as Exhibit A. Exhibit A replaces the compensation plan adopted by Resolution 2025-9 and shall remain in effect until replaced by Resolution of the Board of Commissioners.

Section 2. If any one or more of the provisions of this Resolution, or any exhibit or attachment thereof, shall be held invalid, illegal, or unenforceable in any respect, by final decree of any court of lawful jurisdiction, such invalidity, illegality, or unenforceability shall not affect any other provision hereof, or of any exhibit or attachment thereto, but this Resolution, and the exhibits and attachments thereof, shall be construed the same as if such invalid, illegal, or unenforceable provision had never been contained herein, or therein, as the case may be.

Section 3. This Resolution shall take effect immediately.

Approved and adopted this ____ day of _____, 2026.

WILLIAM F. WHITE, JR., MAYOR

ATTEST:

SHIPHRAH COX, RECORDER

LEGAL FORM APPROVED:

KORI BLEDSOE JONES, ATTORNEY

Full-time Employee Position	City of Mount Pleasant Comp			2025/2026	
	Low/Starting	High/Top		Hourly	
Assistant City Manager***	70,013	106,993	33.66	51.44	
Utility Director	70,013	106,993	33.66	51.44	
Street Director	70,013	106,993	33.66	51.44	
Finance Director	70,013	106,993	33.66	51.44	
Fire Chief	70,013	106,993	33.66	51.44	
GIS Director***	70,013	106,993	33.66	51.44	
Planning & Codes Director	70,013	106,993	33.66	51.44	
Information Technology Director	70,013	106,993	33.66	51.44	
Plant Superintendent	70,013	106,993	33.66	51.44	
Community Engagement Director***	70,013	106,993	33.66	51.44	
Police Chief	70,013	106,993	33.66	51.44	
Building Official/Inspector	54,995	91,568	26.44	44.02	
Sanitation & Street Assistant***	54,995	91,568	26.44	44.02	
Assistant Finance Director	54,995	91,568	26.44	44.02	
Assistant Utility Director***	54,995	91,568	26.44	44.02	
Assistant Fire Chief	54,995	91,568	26.44	44.02	
Assistant Police Chief	54,995	91,568	26.44	44.02	
Utility Finance Assistant	54,995	91,568	26.44	44.02	
General Finance Assistant	54,995	91,568	26.44	44.02	
Certified Plant Operator	54,995	91,568	26.44	44.02	
Police Detective	54,995	91,568	26.44	44.02	
Admin Captain/ Codes Inspector	54,995	91,568	26.44	44.02	
Human Resource Generalist	40,477	59,423	19.46	28.57	
Customer Service Lead	40,477	59,423	19.46	28.57	
Parks & Rec Events Coordinator	40,477	59,423	19.46	28.57	
Water, WW, Gas Supervisor	40,477	59,423	19.46	28.57	
Executive Admin Assistant	40,477	59,423	19.46	28.57	
Police Sergeant*	52,009	59,401	23.26	26.57	
Fire Captain**	50,010	59,437	17.81	21.17	
Community Service Supervisor***	40,477	59,423	19.46	28.57	
Firefighter**	42,120	48,940	15.00	17.43	
Police Officer*	44,720	51,137	20.00	22.87	
Administrative Assistant	37,461	48,060	18.01	23.11	
Fire Lieutenant**	44,226	51,399	15.75	18.30	
Maintenance Technician***	37,461	45,038	18.01	21.65	
Community Services	37,461	45,038	18.01	21.65	
Customer Service Rep.	37,461	47,095	18.01	22.64	
Customer Service /Tax Rep	38,834	48,155	18.67	23.15	
Water,WW,Gas (entry level)	37,461	43,612	18.01	20.97	
Water, WW,Gas (Grade 1)	38,189	44,420	18.36	21.36	
Water,WW,Gas (Grade 2)	40,872	47,394	19.65	22.79	
Water,WW,Gas (Grade 3)	46,821	53,990	22.51	25.96	
Water Plant Class 2	40,352	46,818	19.40	22.51	
Water/WW Plant Class 3/4	44,803	51,753	21.54	24.88	
Pretreatment Coordinator***	44,803	51,753	21.54	24.88	
Plant Operator (entry level)	37,461	43,612	18.01	20.97	
*Police calculated at 43 hours per week					
**Fire calculated at 54 hours per week					
*** Not Filled					

RESOLUTION 2026-15

A RESOLUTION ADOPTING THE CITY OF MOUNT PLEASANT LONG TERM STRATEGIC PLAN

WHEREAS, strategic thinking and planning are critical elements of public management; and,

WHEREAS, the purpose of strategic planning is to establish long-term goals, annual objectives, and detailed actions/strategies that address issues to performance, productivity, required statutory services, and community and personal well-being; and,

WHEREAS, the City of Mount Pleasant wishes to adopt the City of Mount Pleasant, Tennessee Strategic Plan – 2026 attached hereto and incorporated herein as Exhibit A, same being in the best interest of the city.

NOW, THEREFORE, BE IT ORDAINED BY THE CITY OF MOUNT PLEASANT, TENNESSEE, AS FOLLOWS:

Section 1. That the City of Mount Pleasant, Tennessee hereby adopts the City of Mount Pleasant Strategic Plan – 2026, which is fully incorporated into this resolution and attached hereto as Exhibit A.

Section 2. If any one or more of the provisions of this Resolution, or any exhibit or attachment thereof, shall be held invalid, illegal, or unenforceable in any respect, by final decree of any court of lawful jurisdiction, such invalidity, illegality, or unenforceability shall not affect any other provision hereof, or of any exhibit or attachment thereto, but this Resolution, and the exhibits and attachments thereof, shall be construed the same as if such invalid, illegal, or unenforceable provision had never been contained herein, or therein, as the case may be.

Section 3. This Resolution shall take effect immediately.

Approved and adopted this _____ day of _____, 2026.

WILLIAM F. WHITE, JR., MAYOR

ATTEST:

SHIPRAH COX, RECORDER

LEGAL FORM APPROVED:

KORI BLEDSOE JONES, ATTORNEY



City of Mount Pleasant, Tennessee

Strategic Plan Update

Updating the 2024 Strategic Plan

January 2026

Peer Review: Patrick Marsh - Municipal Management Consultant - MTAS



Municipal Technical Advisory Service
INSTITUTE *for* PUBLIC SERVICE

Table of Contents

City of Mount Pleasant, Tennessee Strategic Plan Update – January 2026

- 1. **Form of Government**..... 3
- 2. **Introduction**4
 - Importance of Strategic Planning
 - Strategic Planning Process
- 3. **Background** 5
 - Strategic Planning Work Session
 - Participants and Facilitation
- 4. **Mission Statement** 5
- 5. **Strategic Goals** 6
- 6. **2024 Strategic Plan – Implementation Status** 6
- 7. **Strategic Focus Areas and Objectives**
 - Finance and Administration 7
 - Public Safety (Police and Fire) 7
 - Community Services (Streets, Sanitation, Stormwater) 7
 - Economic and Community Development 7
 - Parks and Recreation 8
 - Utilities (Water, Sewer, Gas) 8
- 8. **SWOT Analysis**
 - 2024 SWOT Summary 9
 - 2026 SWOT Analysis 10
- 9. **Department Priorities** 11
- 10. **Capital Improvement Plans**
 - 11. Stormwater 12
 - Information Technology and Communications 13
 - Street Paving Program 14
 - Utilities Capital Improvement Plans
 - Water Department 15
 - Wastewater Department 16
 - Gas Department 17
 - Public Safety Capital Improvement Plans
 - Fire Department 18
 - Police Department 19
 - Parks and Recreation Capital Improvement Plan 20
 - Sanitation Capital Improvement Plan 21
- 12. **2026 Strategic Plan Priorities** 22
- 13. **Implementation and Evaluation** 22
- 14. **Mission Statement (Adopted)** 22
- 15. **References** 23

City Manager – Commission Form of Government

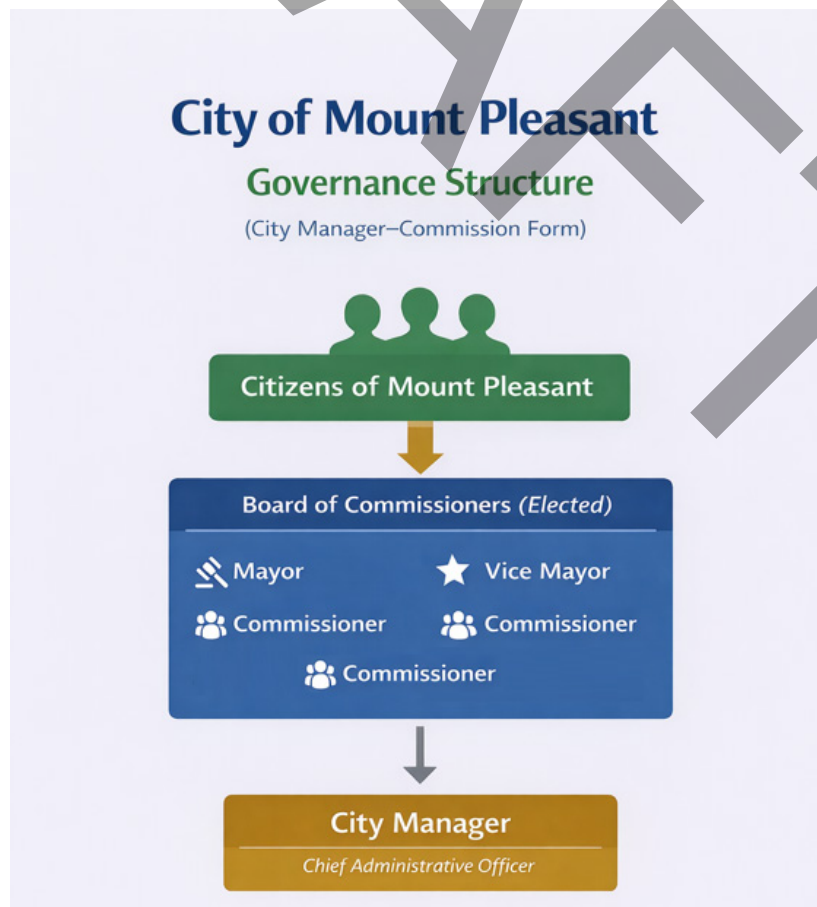
The City of Mount Pleasant operates under a City Manager – Commission Charter, which establishes a form of municipal government that clearly separates legislative authority from day-to-day administration. Under this structure, policy-making and legislative powers are vested in an elected Board of Commissioners, while professional management and administrative authority are delegated to an appointed City Manager.

The Charter outlines the process for adopting or surrendering this form of government through voter referendum, including requirements related to petitions, elections, and the transition of assets, liabilities, and ordinances. Once adopted, the Board of Commissioners serves as the City’s governing body, with responsibilities that include electing a Mayor and Vice Mayor (from among its members), enacting ordinances, establishing policy, approving the annual budget, and exercising all legislative powers of the City.

The City Manager is appointed by and serves at the will of the Board of Commissioners and functions as the City’s chief administrative officer. The City Manager is responsible for implementing the policies of the Board, enforcing laws and ordinances, overseeing all municipal departments, appointing and supervising employees, preparing and administering the annual budget, and managing the day-to-day operations of the City in a professional, efficient, and nonpartisan manner.

In addition, the Charter defines the City’s broad municipal powers, including authority related to taxation, contracting, public utilities, public safety, infrastructure, and regulatory functions. It also establishes clear procedures for fiscal management, budgeting, purchasing, and accountability.

Overall, the City Manager – Commission form of government is designed to promote efficient administration, professional management, transparency, and clear accountability, ensuring that elected officials focus on policy and long-term direction while professional staff manage daily operations in support of the community’s goals.



Importance of Strategic Planning

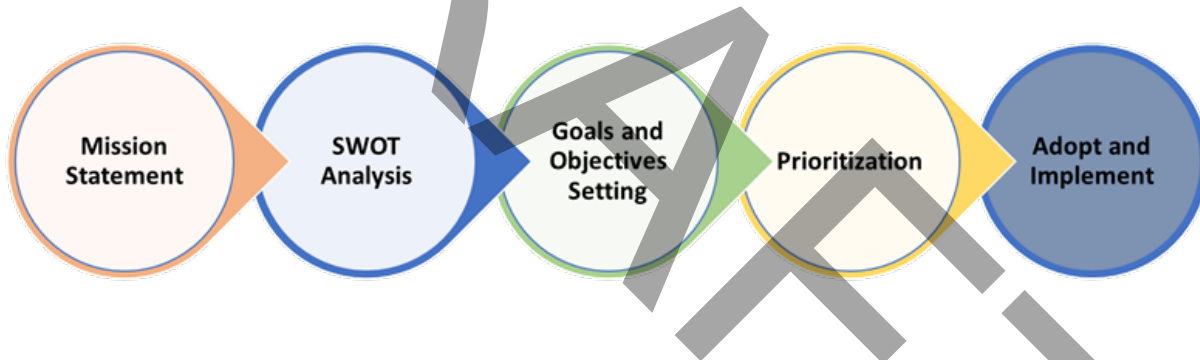
A strategic plan for local government establishes a long-term direction for where a city seeks to be in the future, along with the key goals and objectives necessary to achieve that vision. In essence, the strategic plan serves as a roadmap that assists decision-makers in prioritizing programs and project initiatives, measuring success, and allocating fiscal resources to ensure effective implementation.

Strategic planning is an essential tool for local governments to address long-term needs and improve organizational performance and accountability. The original strategic planning process was facilitated by the Municipal Technical Advisory Service (MTAS) in 2017. Building upon that foundation, this strategic plan update was facilitated by the City Manager and reflects a continued commitment to alignment, collaboration, and responsiveness to evolving conditions.

The strategic plan provides decision-makers with a clear understanding of the local issues and challenges facing the municipality and outlines how these challenges can be addressed through thoughtful prioritization, responsible allocation of fiscal resources, and the establishment of measurable goals and milestones for identified projects, programs, and initiatives identified through the strategic planning process.

Strategic Planning Process

In 2024, MTAS facilitated a strategic planning process tailored to fit the desired approach of the municipality using fundamental steps. In 2026, the City maintained the same design that included:



City of Mount Pleasant, Tennessee

2017 Board of Commissioners
Strategic Planning Retreat

March 2017

Municipal Technical Advisory Service
INSTITUTE for PUBLIC SERVICE

City of Mount Pleasant, Tennessee

Strategic Plan – 2021

Chuck Downham, Municipal Management Consultant

May 2021

Municipal Technical Advisory Service
INSTITUTE for PUBLIC SERVICE

City of Mount Pleasant, Tennessee

Strategic Plan – 2024

January 2024

Municipal Technical Advisory Service
INSTITUTE for PUBLIC SERVICE

On January 8, 2026, the Mount Pleasant Board of Commissioners conducted a strategic planning work session in Mount Pleasant, Tennessee. Participants included Mayor Bill White; Vice Mayor Willie Alderson; and Commissioners Mike Davis, Pam Johnston, and Loree Knowles.

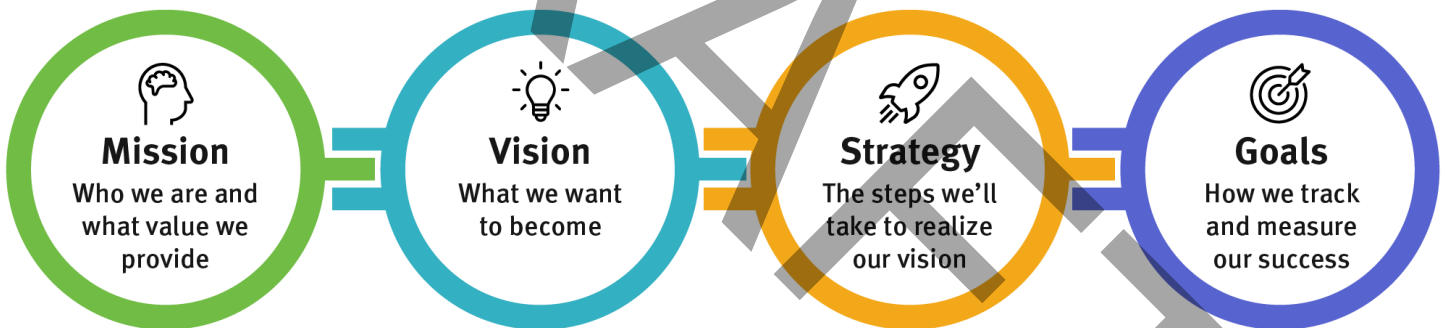
Also in attendance were City Manager Phillip Grooms; Shiphrah Cox, Finance Director/Assistant City Manager; Ted Howell, Utility Operations Manager; Jack Burgett, Assistant Police Chief/Safety Program Manager; Dale Brown, Water and Wastewater Director; David Smith, Streets and Sanitation Director; Michael Hay, Police Chief; Todd Stewart, Fire Chief; Michael Haywood, Information Technology Director; and additional departmental staff. The strategic planning work session was facilitated by Phillip Grooms, City Manager. This document was peer reviewed by Patrick Marsh, Municipal Management Consultant with the Municipal Technical Advisory Service (MTAS).

Mission Statement

During the 2024 Strategic Plan Work Session, the Board of Commissioners prepared the following mission statement for the municipal corporation that provides the organizations purpose.

Mission Statement

In partnership with the community, the City of Mount Pleasant delivers essential services to make our city a great place to live, work, and play.



During the 2026 Strategic Plan Update work session, the Board of Commissioners reviewed the City’s Mission Statement to ensure it accurately reflects the organization’s purpose and priorities. In evaluating the statement, Commissioners considered the following questions:

1. Does the statement capture the City’s fundamental purpose?
2. Is the statement community-focused rather than internally oriented?
3. Does the statement serve as a stable foundation for long-term planning?
4. Does the statement emphasize desired outcomes rather than specific activities?

Following the discussion, the Board of Commissioners updated the Mission Statement. The goals, objectives, projects, programs, and initiatives identified through the strategic planning process are intended to align with and advance the City’s Mission.

The mission of the City of Mount Pleasant is to deliver dependable services, protect public safety, and support a community where people are proud to live, work, and grow.

During the original 2017 Strategic Plan Work Session, the Board of Commissioners established three broad strategic goals to support the City’s Mission Statement at that time: “In partnership with the community, the City of Mount Pleasant will deliver essential services to make our city a great place to live, work, and play.”

Although the City’s Mission Statement has since been updated, these strategic goals remain relevant and continue to align with the City’s purpose and priorities. The goals have served as a consistent foundation for the development of objectives and initiatives during the 2021 and 2024 strategic planning cycles and continue to guide decision-making moving forward into 2026.

The following overarching Strategic Goals, originally developed in 2017, remain in effect:

- **Protect Health and Safety / Ensure the Delivery of Basic Services**
- **Enhance City Attractiveness and the Quality of Community Life**
- **Maintain the Fiscal Integrity of the City**

The 2024 Strategic Plan was structured to closely align with the City’s departmental organization. The plan grouped goals, objectives, and initiatives by major functional areas, including Finance and Administration, Parks and Recreation, Public Safety, Utilities, and Community Services. In addition, a broader focus area for Economic and Community Development was included to address community-wide objectives and initiatives that extend beyond individual departments. The strategic focus areas included:

- **Finance & Administration**
- **Public Safety (Fire and Police)**
- **Parks & Recreation**
- **Community Services**
- **Utilities**
- **Economic & Community Development**

During the 2024 Strategic Plan Work Session, the Board of Commissioners identified as their top priorities in each category the following:

1. Employee professional development.
2. Expand and support Community-Oriented Police programs to improve community outreach and public engagement.
3. Develop comprehensive parks maintenance program for all City parks and facilities.
4. Design and construct Water Loop at Industrial Park .
5. Develop City-wide Pavement Management Program .
6. Complete downtown revitalization project with minimal disruption to downtown businesses.

Each objective, project, program, and initiative identified in the 2024 Strategic Plan included a designation of responsibility corresponding with the City department (unless otherwise designated) and a Target Date for completion to achieve a SMART approach. The Board of Commissioners identified objectives, projects, programs, and initiatives with equal priority that were placed in each functional area of the plan.

During the 2026 Strategic Plan Work Session, Phillip Grooms, City Manager, presented the following summary on the implementation status for each of the items contained in the 2024 Strategic Plan. Progress in the completion of objectives were noted (see green highlighted items)

CITY OF MOUNT PLEASANT, TENNESSEE			
2024 Strategic Plan			
Finance and Administration			
Responsibility (Finance & Administration unless otherwise noted)	Priority	Objectives	Target Date
	1	Employee professional development (education, certificates)	Ongoing
	2	Prepare Staffing Plan (3-5 Year)	June 30, 2025
	3	Complete ADA compliance improvements in all city facilities	June 30, 2026
		Design and construct building improvement projects at City Hall (Restroom/ADA)	June 30, 2025
		Purchase Budget Software	June 30, 2025
		Develop and complete city-wide Equipment Replacement Program	June 30, 2025

Public Safety (Police and Fire)			
Responsibility (Public Safety unless otherwise noted)	Priority	Objectives	Target Date
Police Department	1	Expand and support Community-oriented Police programs to improve community outreach and public engagement (Citizens Academy, education programs)	Ongoing
Police Department	2	Complete Police Department Accreditation	June 30, 2026
Police/Fire Departments	3	Upgrade first-responder equipment to meet local, state and national standards	Ongoing
Shared Responsibility with Utilities	3	Develop, fund and implement city-wide fire hydrant maintenance program (10-year cycle)	Ongoing
Police Department		Police Special Response Team	June 30, 2025
Police/Fire Departments		Implement Department Strategic Plans	Ongoing
Police Department		Develop and implement Police Department Reserve Program	June 30, 2025
Police/Community Services		Pedestrian Safety	Ongoing

Community Services (Streets, Sanitation, Stormwater)			
Responsibility (Community Services unless otherwise noted)	Priority	Objectives	Target Date
	1	Develop a city-wide Pavement Management Program	June 30, 2025
	2	Develop a city-wide Stormwater Management Program	June 30, 2025
	3	Address Commercial Solid Waste Collection	June 30, 2025
		Pedestrian Safety	Ongoing
		Develop a Street Marking Program (Striping/Signage)	June 30, 2026
		Sidewalk Program - School Areas	Ongoing
		equipment	June 30, 2026

Economic and Community Development			
Responsibility (City Manager unless otherwise noted)	Priority	Objectives	Target Date
City Manager	1	Complete downtown revitalization project with minimal disruption to downtown businesses	June 30, 2026
City Manager	2	Bicentennial Celebration - Community Event	June 30, 2025
Maury Alliance & Main Street	3	Attract and retain retail development	Removed 2026
Update Zoning Ordinance		Identify and promote residential development opportunities	Removed 2026
City Manager		Prepare and implement Downtown Parking Plan to be completed in conjunction with downtown revitalization project	June 30, 2026
City Manager		Maintain Relationship with Maury Alliance	Ongoing
City Manager		Develop and expand community partnerships including public schools, parks and recreation, and vocational training	Ongoing
City Manager		Expand vocational training opportunities including municipal services	Ongoing

Parks and Recreation			
Responsibility (Parks & Recreation unless otherwise noted)	Priority	Objectives	Target Date
	1	Develop comprehensive parks maintenance program for all City parks and facilities (staffing, equipment, resource scheduling, etc.)	June 30, 2026
	2	Expand city-wide recreation programs including partnerships, youth programs, and transportation services to enhance access to programs	Ongoing
	3	Hire Full-Time Parks & Recreation Director (w/ Grant Expertise)	June 30, 2025
		Design, fund and construct park facility improvements:	
	3	Playground facilities (All Parks)	June 30, 2025
		Design, fund and construct park facility improvements:	
		Parking facility enhancements at City parks and facilities	June 30, 2030
		Restroom facilities (Arrow Mines and Hay Long/Wall)	June 30, 2027
		Walking Trails (Hay Long/Wall)	July 1, 2026

Utilities (Water, Sewer, Gas)			
Responsibility (Utilities unless otherwise noted)	Priority	Objectives	Target Date
Remove 2026 update	1	Design and Construct Water Loop at Industrial Park	June 30, 2026
	2	Locate new water source(s) to expand City water supply	June 30, 2026
	3	Complete utility asset mapping in City GIS	June 30, 2025
		Construct High-Pressure Gas Line to support industry south of tile plant	June 30, 2026
		Invest sufficient capital resources to support I&I Program to reduce sewer inflow and infiltration in City sewer system	Ongoing
		Purchase Land Adjoining Utility Facility	June 30, 2025
		Complete Sheep Neck Lift Station	June 30, 2026
		Complete sewer plant upgrades	June 30, 2025
		Complete decommissioning of Spray Fields	June 30, 2025
Removed 2026 update		Complete design and construction of 166-N Water Line Extension	June 30, 2025
		Complete rehabilitation of City water springs	June 30, 2027
		Reduce water loss in water distribution system by 10% through leakage control and other water loss reduction strategies	Ongoing
Shared responsibility with Fire Department		Develop, fund and implement city-wide fire hydrant maintenance program (10-year cycle)	Ongoing
		Fund and Implement Water Meter Replacement Program (10-year)	Ongoing
		Manhole Repair/Replacement Program	Ongoing
		Expand Water Plant - New Filter System	June 30, 2026
		Ultraviolet Disinfection System	June 30, 2026

SWOT Analysis

In 2024, the Board of Commissioners undertook a SWOT (Strengths, Weaknesses, Opportunities, and Threats) Analysis to identify indicators to support change and growth, issues that may hinder future initiatives, future opportunities, and unresolved problems. The resulting 2024 SWOT Analysis is summarized below

- Strengths:**
- City Staff
 - Places of Worship
 - Jobs/Employment Opportunities
 - Parks and Amenities
 - Airport
 - Schools
 - Strong Volunteer Base
 - Availability of Residential Lots/Development Opportunities
 - Welcoming Town
 - Industry/Employment Base
 - Utility Availability/Capacity
 - Public Safety - Response Time
 - Low Crime Rate
 - Capital Improvement Plan
 - Major Transportation - Highway/Arterial

- Opportunities:**
- Growth
 - Cherry Glen
 - Residential Growth
 - Grants
 - New Perspectives w/ New Residents
 - Schools - Public/Private/TCAT/Columbia State
 - Tourism
 - Downtown
 - Historic Preservation
 - Public/Private Partnerships
 - Major Transportation

- Weaknesses:**
- Sufficiency of Fiscal Resources
 - Insufficient Retail Offerings
 - Resistance to Change
 - Lack of Cohesiveness
 - Downtown
 - Aging Public Infrastructure
 - Cost of Utilities - Rates
 - Lack of Public Transportation
 - Internet/Broadband
 - Communication - To Understand
 - Youth Activities

- Threats:**
- Economy
 - Social Media
 - Weather
 - Growth - Increase in Crime Rate
 - Environment - Pollution
 - Workforce
 - Availability
 - Education/Training
 - Fiscal Resources
 - Growth
 - Traffic
 - Infrastructure
 - Demand for Services

During the 2026 Strategic Plan Work Session, the Board of Commissioners undertook a SWOT Analysis to identify current Strengths, Weaknesses, Opportunities and Threats, the results of which are as follows:

S Strengths	W Weaknesses	O Opportunities	T Threats
<ul style="list-style-type: none"> • Growing Industrial Base • Skilled Work Force • School System • Small Welcoming Town • Regional Airport / Life Flight • Regional Location • Community Population Diversity • Grant Competitiveness • Access to Health Care Services • Safe Community • Municipal Debt Levels • City Staff Knowledge • Diversity of Industries 	<ul style="list-style-type: none"> • Affordability of Homes • Public Transportation System • Availability of Residential Lots • Commercial Development Opportunities • Insufficient Retail Offerings • Low Median Family Income • High Sewer Rates • City Staff Workload • Youth Activities • Senior Activities 	<ul style="list-style-type: none"> • Strong Volunteer Base • Community Outreach • Decrease Water System Loss • Limited Tax Base • Social Media • Cherry Glen / Industrial Sites • Regional Airport • Higher Education Opportunities • Grant Competitiveness 	<ul style="list-style-type: none"> • Parking for General Sessions Court • Natural Disasters • Storm Water • Public Infrastructure

SWOT Summary

The City of Mount Pleasant possesses numerous strengths that support continued stability and growth, including a growing and diverse industrial base, a skilled workforce, strong educational institutions, and a safe, welcoming small-town environment. The City’s regional location, access to healthcare, regional airport and Life Flight services, diverse population, and knowledgeable municipal staff further enhance its competitiveness and capacity to deliver quality services.

At the same time, the City faces several internal challenges, including housing affordability, limited residential and commercial development opportunities, high sewer rates, staffing workload pressures, and gaps in youth and senior programming. Transportation limitations and lower median household income also present ongoing concerns.

Mount Pleasant has significant opportunities to build upon its strengths through strong volunteer engagement, expanded community outreach, strategic use of social media, continued grant competitiveness, infrastructure improvements such as reducing water system loss, and economic development potential at Cherry Glen, industrial sites, and the regional airport. Partnerships with higher education institutions also offer opportunities to strengthen workforce development.

External threats include vulnerabilities related to public infrastructure, stormwater management, natural disasters, and parking limitations associated with General Sessions Court. Addressing these risks will require proactive planning, investment, and coordination to ensure long-term resilience and sustainability.

Department Priorities

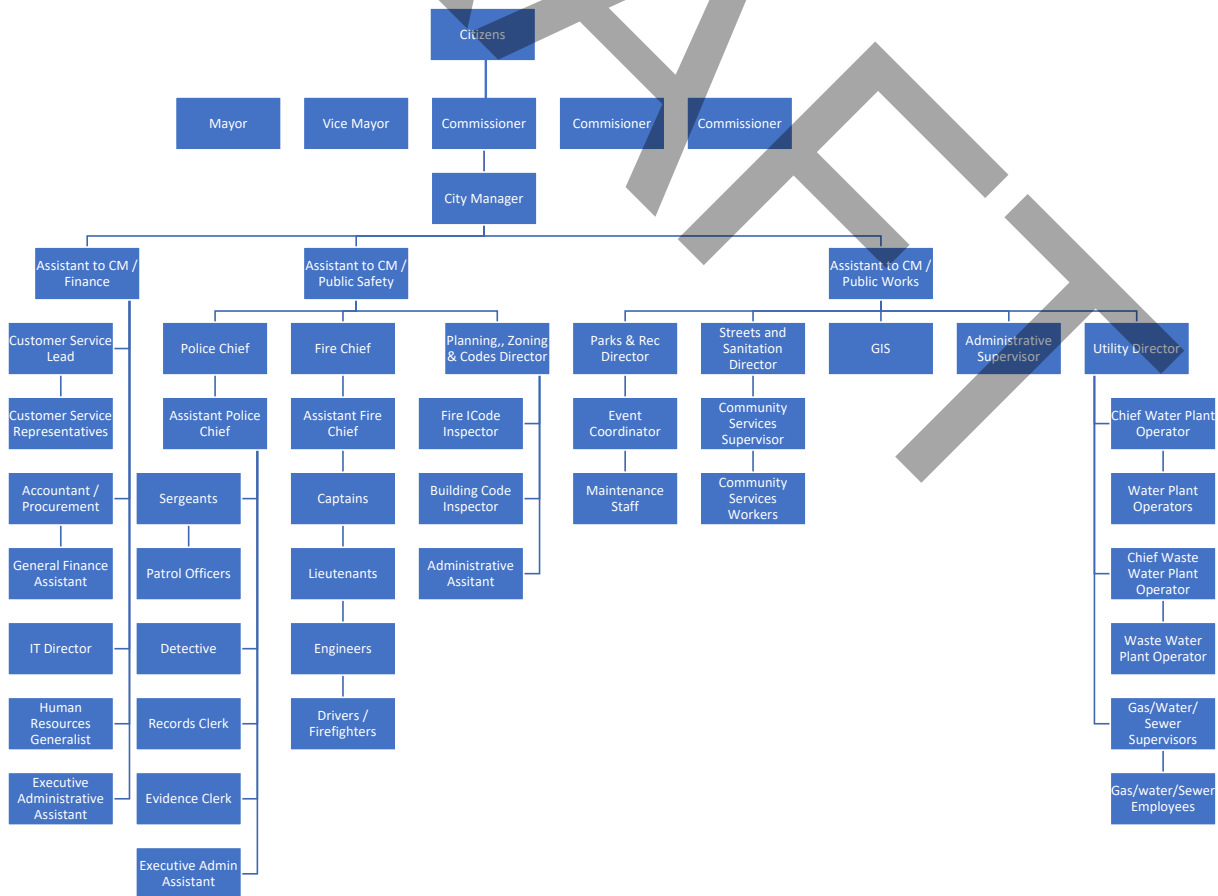
In preparation for the Strategic Plan Work Session, Phillip Grooms, City Manager, with detailed input from City departments prepared a summary of department priorities.

The 2026 Strategic Plan Work Session organized Objectives following the framework created for the 2024 Strategic Plan to provide for continuity and cohesiveness between each of the strategic plans. The plan was structured to include Finance and Administration, Parks and Recreation, Public Safety, Utilities, Community Services, and a more generalized element to address Economic and Community Development for broader community-based objectives and initiatives.

During the strategic planning work session, several topics related to employee recruitment and retention were discussed. While the Board of Commissioners has taken proactive steps to enhance employee benefits, such as educational incentives and City-paid health, dental, and vision insurance, data indicates the City experiences higher employee turnover between the two- and five-year marks.

To address this trend, staff is developing a comprehensive compensation plan that includes annual cost-of-living adjustments in addition to structured step increases. The goal of this plan is to allow employees to reach the top of their pay range within five years, strengthening retention efforts, improving workforce stability, and maintaining a competitive position in the labor market.

A summary of Department Priorities is provided below. Some of the priorities identified within the Department Priorities were also included in the strategic plan by the Board of Commissioners during their identification of objectives, projects, programs, and initiatives.



Stormwater

Finance and Administration

The City of Mount Pleasant began formally addressing stormwater challenges in 2021 with a field assessment conducted by the Municipal Technical Advisory Service (MTAS). That evaluation documented recurring flooding and roadway overtopping in multiple neighborhoods, confirming that drainage issues were widespread and systemic rather than isolated incidents. Following the MTAS Drainage Report, the City utilized General Fund resources to implement targeted improvements, including culvert replacements and engineering analyses, while continuing to assess additional problem areas. Recognizing the need for a comprehensive, long-term solution, the City engaged Civil & Environmental Consultants, Inc. (CEC) in 2022 to conduct a watershed analysis of an unnamed tributary to Sugar Creek. Completed in early 2024, the study identified priority stormwater improvement projects.

While these efforts have addressed immediate and high-priority stormwater concerns, reliance on the General Fund has limited the City's ability to proactively manage stormwater infrastructure on a system-wide basis. Updated cost projections indicate that total stormwater improvements are estimated to exceed \$14 million, reflecting a multi-phased implementation timeline and significant increases in construction and material costs due to inflation.

As a result, the City is evaluating the establishment of a dedicated stormwater utility as a sustainable, long-term funding mechanism. This approach would support phased capital investments, address deferred maintenance, and improve the City's overall financial stability and resilience in managing stormwater infrastructure needs.

Project Name				
Stormwater Utility Study	2025/2026	\$55,000		City General Fund
Wall Street Improvements	2027/2028		\$1,421,750	No funding multi-phased timeline
Walnut Street	2027/2028		\$509,080	No funding multi-phased timeline
N Main @ Laundromat	2027/2028		\$1,843,600	No funding multi-phased timeline
Florida Avenue	2027/2028		\$4,056,352	No funding multi-phased timeline
Haylong Avenue	2027/2028		\$4,478,610	No funding multi-phased timeline
Edgewood @ First Avenue	2027/2028		\$951,352	No funding multi-phased timeline
Goodloe Street	2027/2028		\$1,471,272	No funding multi-phased timeline
SUBTOTAL		\$55,000	\$14,732,016	

Information Technology

Finance and Administration

The Information Technology and Communications Capital Improvement Plan provide for consistent, planned investments to support reliable operations, cybersecurity, and effective communication. The plan includes an annual desktop computer replacement program to ensure that administrative, police, and fire departments maintain up-to-date and secure technology. Funding is also allocated each year for replacement of uninterruptible power supply (UPS) battery backups to protect critical systems and minimize downtime.

In addition, the plan includes ongoing support for marketing and communications consulting to enhance public outreach, transparency, and community engagement. Annual funding is programmed across the planning period, reflecting a approach to technology management and strategic communications support.

Project Name	26-27	27-28	28-29	29-30	30-31	Notes
Desktop computer replacement	\$25,000	\$25,000	\$25,000	\$25,000	\$25,000	Replace computers in Admin, Police and Fire
UPS Battery Backups	\$5,000	\$5,000	\$5,000	\$5,000	\$5,000	Battery Back-up
Marketing Communication Consulting	\$20,000	\$20,000	\$20,000	\$20,000	\$20,000	Marketing Communication Consulting
SUBTOTAL	\$50,000	\$50,000	\$50,000	\$50,000	\$50,000	

Street Paving Initiative

Utilities

The Street Paving Program outlines planned roadway, sidewalk, and equipment investments across fiscal years 2025–26 through 2028–29 to support ongoing infrastructure maintenance and mobility improvements. The program prioritizes pavement resurfacing on multiple local streets funded primarily through the City’s General Fund, while leveraging external funding where available to maximize impact.

A major component of the program is a sidewalk project supported by a multimodal sidewalk grant and state street aid, totaling \$1.35 million in grant funding, with a \$150,000 local contribution. Additional paving projects include Gray Lane, Canaan Road, Mount Joy, Polk Lane, Zion Road, Hill Street, Howard Street, Locust Street, Third Avenue, Apple Tree Street, and South Walnut, all funded through General Fund.

The program also includes design work for Haylong Avenue. Overall, the Street Paving Program represents a multi-year investment in roadway condition and pedestrian infrastructure.

Project Name	25-26	26-27	27-28	28-29	Notes
Sidewalk Project	\$150,000				Multimodal Sidewalk Grant & State Street Aid (\$1,350,000 Grant Funds)
Gray Ln	\$110,694				City General Fund Cash
Canaan Rd	\$176,914				City General Fund Cash
Mount Joy	\$121,000				City General Fund Cash
Polk Lane	\$340,000				City General Fund Cash
Zion Road	\$56,000				City General Fund Cash
Hill Street		\$15,000			City General Fund Cash
Howard Street		\$25,000			City General Fund Cash
Haylong - Design Work		\$100,000			City General Fund Cash towards Design Work Split with Utilities
Locust Street		\$120,000			City General Fund Cash
Bluegrass Avenue		\$150,000			City General Fund Cash
Apple Tree Street		\$25,000			City General Fund Cash
South Walnut		\$50,000			City General Fund Cash

Water Department Utilities

The Utilities Capital Improvement Plan outlines a multi-year approach to maintaining and upgrading the City's water and utility infrastructure to ensure reliability, efficiency, and regulatory compliance. Major investments include replacement and upgrades to the Sheepneck Pump Station, identified as a critical water booster facility, and substantial improvements at the Water Treatment Plant funded through a USDA grant and loan program totaling approximately \$5.36 million.

The plan also emphasizes proactive system maintenance through ongoing water leak detection and system improvements, with annual funding dedicated to leak surveys, service line repairs, and main replacements. Fleet and equipment reliability is addressed through scheduled replacement of utility vehicles and shared equipment, including trailers, skid steers, tractors, excavators, and specialty equipment used across Water/Sewer, Gas, Streets, and Sanitation departments.

Project Name	26-27	27-28	28-29	29-30	30-31	Notes
Sheepneck Pump Station	\$100,000					Replace and upgrade water booster station (1,500,000)
Water Treatment Plant Upgrades						USDA Grant & Loan (\$5,360,000)
Equipment Trailer	\$2,500		\$2,500			Equipment Replacement with W/S, Gas & Streets
Vehicle Replacement	\$18,750	\$17,500	\$17,500	\$17,500	\$17,500	Replace existing utility trucks
Water Leaks System Improvments	\$100,000	\$100,000	\$100,000	\$100,000	\$100,000	Leak Survey , Service Lines , and Mains
Dingo with Attachments	\$8,340					Equipment Replacement with W/S, Gas & Streets
Knuckle Boom	\$28,750					Equipment Replacement with W/S, Gas, Sanitation &
Dump Trailer P&J	\$2,100					Equipment Replacement with W/S, Gas & Streets
SkidSteer		\$20,000				Equipment Replacement with W/S, Gas & Streets
John Deere Tractor			\$20,000			Equipment Replacement with W/S, Gas & Streets
John Deere Side by Side			\$4,200			Equipment Replacement with W/S, Gas & Streets
Mini Excavater			\$18,750			Equipment Replacement with W/S, Gas & Streets
Boring Machine					\$37,500	Boring Machine
TDOT Utility Relocation Arrow		\$250,000				bridge replacement 243
SUBTOTAL	\$260,440	\$387,500	\$162,950	\$117,500	\$155,000	

Waste Water Department Utilities

The Sewer System Capital Improvement Plan outlines a multi-year strategy focused on maintaining system reliability, reducing risk of failures, and supporting efficient operations. A key priority of the plan is the ongoing rehabilitation and replacement of sewer infrastructure, with \$100,000 allocated annually for system repairs, replacements, and preventative maintenance.

The plan also includes scheduled replacement of utility vehicles and essential equipment shared across Water/Sewer, Gas, Streets, and Sanitation departments, promoting cost efficiency and operational readiness. Investments include heavy equipment such as skid steers, excavators, tractors, knuckle booms, and trailers necessary for daily maintenance and emergency response.

In addition, the plan provides funding for a sewer line camera inspection system to improve condition assessment and support data-driven maintenance decisions, as well as a boring machine to assist with infrastructure installation and repair.

Project Name	26-27	27-28	28-29	29-30	30-31	Notes
Equipment Trailer	\$2,500		\$2,500			Equipment Replacement with W/S, Gas & Streets
Vehicle Replacement	\$18,750	\$17,500	\$17,500	\$17,500	\$17,500	Replace existing utility trucks
Rehab/Replace Sewer	\$100,000	\$100,000	\$100,000	\$100,000	\$100,000	Rehab and Repair/Replace Sewer system
Knuckle Boom	\$28,750					Equipment Replacement with W/S, Gas, Sanitation & Streets
Dingo with Attachments	\$8,340					Equipment Replacement with W/S, Gas & Streets
Dump Trailer P&J	\$2,100					Equipment Replacement with W/S, Gas & Streets
John Deere Tractor			\$20,000			Equipment Replacement with W/S, Gas & Streets
John Deere Side by Side			\$4,200			Equipment Replacement with W/S, Gas & Streets
Mini Excavater			\$18,750			Equipment Replacement with W/S, Gas & Streets
SkidSteer		\$20,000				Equipment Replacement with W/S, Gas & Streets
Sewer Lines Camera System					\$200,000	Equipment to inspect lines
Boring Machine					\$37,500	Boring Machine
SUBTOTAL	\$160,440	\$137,500	\$162,950	\$117,500	\$355,000	

Gas Department Utilities

The Gas System Capital Improvement Plan outlines a multi-year investment strategy to maintain system safety, reliability, and capacity while supporting future growth. A core component of the plan is the ongoing gas meter replacement program, funded annually to ensure accurate measurement, regulatory compliance, and system efficiency. Scheduled replacement of utility vehicles and shared equipment further supports safe and reliable daily operations.

A major capital project included in the plan is the Cherry Glen Gate Station, a critical infrastructure investment to expand system capacity and support industrial and economic development. This project is supported through a combination of grant funding, including an Economic Development Administration (EDA) grant, a Tennessee Department of Economic and Community Development (TNECD) grant, and Gas Fund resources.

The plan also includes phased replacement of essential heavy equipment, such as knuckle booms, skid steers, excavators, tractors, trailers, and a boring machine, shared across Water/Sewer, Gas, Streets, and Sanitation departments. to maximize efficiency and control costs.

Project Name	26-27	27-28	28-29	29-30	30-31	Notes
Meters	\$40,000	\$40,000	\$40,000	\$40,000	\$40,000	Gas Meter Replacement Program
Vehicle Replacement	\$37,500	\$37,500	\$37,500	\$37,500	\$37,500	Replace existing utility trucks
Cherry Glenn Gate Station		\$1,000,000				\$4Million EDA Grant-\$1 TNECD Grant-\$1M Gas Fund
Knuckle Boom	\$57,500					Equipment Replacement with W/S, Gas, Sanitation &
Dump Trailer P&J	\$4,200					Equipment Replacement with W/S, Gas & Streets
Dingo with Attachments	\$16,667					Equipment Replacement with W/S, Gas & Streets
Equipment Trailer	\$5,000					Equipment Replacement with W/S, Gas & Streets
SkidSteer		\$40,000				Equipment Replacement with W/S, Gas & Streets
John Deere Tractor	\$40,000					Equipment Replacement with W/S, Gas & Streets
John Deere Side by Side	\$4,200		\$8,400			Equipment Replacement with W/S, Gas & Streets
Mini Excavater			\$37,500			Equipment Replacement with W/S, Gas
Boring Machine					\$75,000	Equipment Replacement with W/S, Gas
SUBTOTAL	\$205,067	\$1,117,500	\$123,400	\$77,500	\$77,500	

Fire Department

Public Safety

The Fire Department Capital Improvement Plan outlines a multi-year strategy to replace aging apparatus, critical safety equipment, and support vehicles between fiscal years 2026–27 and 2031–32. The plan prioritizes life-safety needs, regulatory compliance, and operational readiness while spreading major expenditures over multiple years to reduce financial impact.

Key projects include phased fire engine replacement beginning in FY 2026–27, with anticipated funding support through USDA grants and loans to replace a 2012 fire engine. The plan also includes replacement of self-contained breathing apparatus (SCBA) and air packs in accordance with NFPA standards, as well as replacement of a 40-year-old compressed breathing air cascade system to ensure firefighter safety.

Additional investments include scheduled 10-year replacement of the Fire Chief’s staff vehicle and a support brush truck. A future ladder truck replacement is identified as a long-term need, with an estimated cost of \$1.5 million; however, no funding source has been identified at this time.

Project Name	26-27	27-28	28-29	29-30	31-32	
Engine Replacement	\$100,000	\$100,000	\$100,000	\$100,000		Replace 2012 Engine USDA grant and loan
SCBA/Airpack						Replace airpacks per NFPA 1582 standards tied to Engine USDA
Staff Vehicle / Chief			\$50,000			10-yr replacement of existing codes truck
Chief			\$50,000			10-yr replacement of codes truck/fire (#3)
Support 82 brush truck				\$75,000		10-yr replacement
Replace Cascade System					\$125,000	Replace 40 year old compressed breathing air filling station
Ladder Truck						No funding source (1,500,000 estimated)
SUBTOTAL	\$100,000	\$100,000	\$200,000	\$175,000	\$125,000	

Police Department Public Safety

The Police Department Capital Improvement Plan focuses on maintaining reliable facilities and fleet readiness through phased, predictable investments. A patrol car replacement program is funded at \$75,000 annually through a lease program, ensuring the regular turnover of vehicles and minimizing maintenance costs while supporting effective police operations.

The plan also includes funding for development of a Police Administration Building concept plan, with \$20,000 allocated initially and an additional \$50,000 to advance planning and design efforts.

Project Name	26-27	27-28	28-29	29-30	30-31	Notes
Patrol Car Replacement Program	\$75,000	\$75,000	\$75,000	\$75,000	\$75,000	Lease program
Police Administration Building	\$20,000	\$50,000				Administration Concept Plan
SUBTOTAL	\$95,000	\$125,000	\$75,000	\$75,000	\$75,000	

Parks and Community Center

Parks and Recreation

The Parks and Recreation Capital Improvement Plan outlines phased investments to enhance recreational facilities and amenities across multiple fiscal years. Planned projects include the ongoing replacement and upgrade of playground equipment at multiple parks, with \$50,000 allocated annually to maintain safe and modern play areas. A new shelter at Clark Mini Park, recommended by the Parks Board, is also included to expand park usability and community gathering space.

In addition, the plan identifies significant upgrades to the Community Center, funded through a Community Facilities (CCF) grant with required local matching funds. Overall planned expenditures total \$220,000 in FY 2025–26. Additional investments will be guided by and incorporated into an updated, community-driven Parks Master Plan to ensure alignment with public input, long-term needs, and strategic priorities.

Project Name	25-26	26-27	27-28	28-29	29-30	30-31	Notes
Playground equipment - Multiple Parks		\$50,000	\$50,000	\$50,000	\$50,000		Playground equipment
Clark Mini Park Shelter		\$50,000					Parks Board recommend shelter
Community Center Upgrades	\$220,000						CCF Grant & Matching Funds
SUBTOTAL	\$220,000	\$100,000	\$50,000	\$50,000	\$50,000		

Sanatation

Community Services

The Sanitation Capital Improvement Plan outlines scheduled investments to maintain reliable solid waste services, replace aging equipment, and support daily operations over the six-year planning period. Annual funding is included for the replacement of trash cans and dumpsters, which are budgeted within the operating budget to ensure consistent service delivery and system upkeep.

The plan also provides for routine replacement of essential maintenance equipment, including the annual purchase of knuckle boom and service truck, with costs shared across Streets and Sanitation where appropriate. Larger capital investments are planned for the replacement of major collection vehicles, including a side-arm trash truck and a rear dump trash truck, funded through depreciation reserves and fund balance.

Project Name	25-26	26-27	27-28	28-29	29-30	30-31	Notes
Trash Cans & Dumpsters	\$30,000	\$30,000	\$30,000	\$30,000	\$30,000	\$30,000	Replace cans and dumpsters. (budget in operating)
Knuckle Boom		\$57,500					Equipment Replacement with W/S, Gas, Sanitation & Streets
Commercial Lawn Mower		\$15,000	\$15,000	\$15,000	\$15,000	\$15,000	Commercial mower purchase 1 every year
F350 Service Truck		\$37,500					Replacement split with Streets/Sanitation
Side Arm Trash Truck				\$240,000			Replace Equipment (depreciation and fund balance)
Rear Dump Trash Truck						\$250,000	Replace Equipment
SUBTOTAL	\$30,000	\$140,000	\$45,000	\$285,000	\$45,000	\$295,000	

A municipality’s strategic plan typically includes multiple objectives designed to advance its mission and long-term goals. These objectives should follow the SMART framework—Specific, Measurable, Achievable, Realistic, and Time-based—to ensure clarity, accountability, and successful implementation. Many objectives require more than one fiscal year to complete and may be carried forward from year to year. As conditions, resources, and community needs evolve, objectives may also require periodic refinement to maintain alignment with available fiscal resources and desired outcomes.

During the 2026 Strategic Plan Work Session, the Board of Commissioners identified the following priorities as the City’s top strategic objectives across all focus areas:

1. **Reduce water system loss**
2. **Develop and implement a comprehensive stormwater plan**
3. **Expand and maintain a City-wide street paving and resurfacing program**
4. **Strengthen community-oriented programs**
5. **Expand volunteer and citizen engagement programs**
6. **Update the zoning ordinance with an emphasis on attainable and affordable housing**
7. **Support trade-based learning and workforce development initiatives**



Implementation

The Strategic Plan provides a clear and formalized statement of direction for the community. The goals and initiatives identified in the Strategic Plan provide prioritization and measurable means for evaluating progress and attainment of objectives, projects, programs, and initiatives.

The 2026 Strategic Plan as well as future updates should be reviewed and adopted by the Board of Commissioners as an integral part of the City’s annual budget and capital improvement plan process. The Strategic Plan will serve as a cornerstone for the annual budget and capital improvement plan process by establishing priorities for fiscal resources to ensure the necessary means for advancing the objectives, projects, programs, and initiatives set forth in the plan in a comprehensive, orderly, and cohesive manner.

Once adopted, it is recommended the Strategic Plan be evaluated on an annual basis as part of the fiscal budget and capital improvement plan process. The annual review of the Strategic Plan will provide the opportunity to evaluate progress and to also identify where amendments may be necessary to address a change in condition or priority or perhaps a fiscal limitation within the organization or community that necessitates a refinement to the plan. At the end of three years, it is recommended the City undertake an overall update to the Strategic Plan to provide the opportunity to review the City’s mission statement and core goals as well as objectives, projects, programs, and initiatives to ensure alignment with the desired direction for the community (MTAS).

Mission Statement

The mission of the City of Mount Pleasant is to deliver dependable services, protect public safety, and support a community where people are proud to live, work, and grow.

References

City of Mount Pleasant, Tennessee. (2017, March). 2017 Board of Commissioners strategic planning retreat. Municipal Technical Advisory Service, Institute for Public Service.

City of Mount Pleasant, Tennessee. (2021, May). Strategic plan – 2021. Municipal Technical Advisory Service, Institute for Public Service.

City of Mount Pleasant, Tennessee. (2024, January). Strategic plan – 2024. Municipal Technical Advisory Service, Institute for Public Service.

Tennessee General Assembly. City manager–commission charter. Tennessee Code Annotated, Title 6, Chapters 18–22

DRAFT

RESOLUTION 2026-16

A RESOLUTION APPROVING MATLOCK CLEMENTS, P.C. PROPOSAL FOR CONTRACT TO AUDIT ACCOUNTS FOR CITY OF MOUNT PLEASANT FOR THE YEAR BEGINNING JULY 1, 2025 AND ENDING JUNE 30, 2026

WHEREAS, Matlock Clements, Certified Public Accountants submitted a *Proposal for Contract to Audit Accounts of the City of Mount Pleasant for the year beginning July 1, 2025 and ending June 30, 2026*, which is attached hereto and incorporated by reference as Exhibit A; and,

WHEREAS, the City believes that accepting the Proposal is in the best interest of the City of Mount Pleasant;

NOW, THEREFORE, BE IT RESOLVED BY THE CITY OF MOUNT PLEASANT, TENNESSEE, AS FOLLOWS:

Section 1. The City of Mount Pleasant, Tennessee is hereby authorized to accept the *Proposal for Contract to Audit Accounts of the City of Mount Pleasant for the year beginning July 1, 2025 and ending June 30, 2026*, Exhibit A, to provide audit services to the City as set forth in Exhibit A.

Section 2. The Mayor is hereby authorized to execute any subsequent contract that conforms to Exhibit A.

Section 3. If any one or more of the provisions of this Resolution, or any exhibit or attachment thereof, shall be held invalid, illegal, or unenforceable in any respect, by final decree of any court of lawful jurisdiction, such invalidity, illegality, or unenforceability shall not affect any other provision hereof, or of any exhibit or attachment thereto, but this Resolution, and the exhibits and attachments thereof, shall be construed the same as if such invalid, illegal, or unenforceable provision had never been contained herein, or therein, as the case may be.

Section 4. This Resolution shall take effect immediately.

Approved and adopted this ____ day of _____, 2026.

WILLIAM F. WHITE, JR., MAYOR

ATTEST:

SHIPRAH COX, RECORDER

LEGAL FORM APPROVED:

KORI BLEDSOE JONES, ATTORNEY

Matlock Clements

Certified Public Accountants

www.matlockclements.com

270 Glenis Dr., Suite A
Murfreesboro, TN 37129
Phone: 615-907-1881
Fax: 615-907-0357

February 19, 2026

City of Mt. Pleasant, TN
Attn: Shiphrah D. Cox MBA, CCFO, CMFO
PO Box 426
Mt. Pleasant, TN 38474

Re: Cost Proposal –Audit Services

Dear Leaders of the City of Mt. Pleasant,

On behalf of all employees of Matlock Clements, P.C., I want to thank you for inviting us to make our Proposal for Contract to Audit Accounts of the City of Mt. Pleasant for the year beginning July 1, 2025 and ending June 30, 2026.

The following is a summary of the cost proposal format:

1. Proposed Fee Schedule
2. Description of invoicing procedures, including proposed method to ensure accuracy.

We propose to have the final reports completed and delivered to the City of Mt. Pleasant’s administrative office by no later than December 31, 2026, and each December 31st of any subsequent year's extension of the contract.

We are pleased to provide this and any other relevant information concerning our interest and proposal.

Sincerely,



Eric Clements, CPA, CFE

1. - PROPOSED FEE SCHEDULE

Our total all-inclusive proposed fee is \$40,000, of which \$7,000 is related to single audit procedures. Our proposed fee includes all costs associated with financial statement preparation and crosswalk preparation and submission.

Our firm is willing to enter into a contract renewable annually for subsequent years if desired. Subsequent year price increases would not exceed 3% from the prior year.

2. - INVOICING PROCEDURE

Invoicing occurs when the final audit report is presented by Matlock Clements, P.C. and is accepted by the City of Mt. Pleasant. The invoice terms are net 30 days.

Ownership of the audit reports shall belong to the City of Mt. Pleasant, and it is expressly understood that publication of the audit report (in whole or in part) or reference for such audit report shall be at the sole discretion of the City of Mt. Pleasant.

RESOLUTION 2026-17

A RESOLUTION OF THE CITY OF MOUNT PLEASANT TO SUBMIT AN APPLICATION TO THE STATE OF TENNESSEE COMMUNITY DEVELOPMENT BLOCK GRANT PROGRAM

WHEREAS, the City of Mount Pleasant, Tennessee, is eligible for funds under the State of Tennessee "Small Cities" Community Development Block Grant Program; and

WHEREAS, the City of Mount Pleasant has experienced rapid growth over the past 5 years; and

WHEREAS, the deterioration of the neighborhood sidewalks causes many low and moderate income neighborhoods to become isolated from the rest of the community; and

WHEREAS, many Mt. Pleasant residents utilize these neighborhood walkways to exercise, connect with the community, and access critical facilities such as grocery stores, government offices, financial institutions, local businesses, healthcare, etc

NOW, THEREFORE, BE IT RESOLVED BY THE CITY OF MOUNT PLEASANT, TENNESSEE AS FOLLOWS:

Section 1. The Mayor be authorized and directed to execute and submit an application for funds to the Tennessee Department of Economic and Community Development in the amount of up to \$664,440.

Section 2. The Mayor be authorized and directed to enter into all necessary agreements to receive and administer such grant funds.

Section 3. The total cost of the project be no greater than \$791,000 with the Town's local matching contribution being no greater than \$126,560 provided by funds from the General Fund.

Section 4. If any one or more of the provisions of this Resolution, or any exhibit or attachment thereof, shall be held invalid, illegal, or unenforceable in any respect, by final decree of any court of lawful jurisdiction, such invalidity, illegality, or unenforceability shall not affect any other provision hereof, or of any exhibit or attachment thereto, but this Resolution, and the exhibits and attachments thereof, shall be construed the same as if such invalid, illegal, or unenforceable provision had never been contained herein, or therein, as the case may be.

Section 5. This Resolution shall take effect immediately.

Approved and adopted this ____ day of _____, 2026.

WILLIAM F. WHITE, JR., MAYOR

ATTEST:

SHIPHRAH COX, RECORDER

LEGAL FORM APPROVED:

KORI BLEDSOE JONES, ATTORNEY

RESOLUTION 2026-18

A RESOLUTION OF THE CITY OF MOUNT PLEASANT, TENNESSEE ADOPTING AN INTERLOCAL AGREEMENT FOR CONSOLIDATED EMERGENCY COMMUNICATION DISPATCH SERVICES WITH MAURY COUNTY EMERGENCY COMMUNICATIONS DISTRICT

WHEREAS, Tenn. Code Ann. § 7-86-105(b)(7), authorizes the City of Mt Pleasant, Tennessee ("Mt. Pleasant") and the Maury County Emergency Communications District ("District"), a municipality and public corporation created and established pursuant to Tenn. Code Ann. § 7-86-101, et seq. to enter into an Interlocal Cooperation Agreement for Emergency Communications (the "Agreement"); and,

WHEREAS, the District was established for the purpose of providing a system of emergency communications whereby callers are connected to a public safety answering point to ensure that appropriate emergency responders are notified in a timely and efficient manner; and,

WHEREAS, Mt. Pleasant, Tennessee and the District desire to conduct certain operations related to emergency communications jointly as contemplated by Tenn. Code Ann. § 7-86-105(b)(6);

WHEREAS, the City of Mount Pleasant desires to adopt the *Interlocal Cooperation Agreement for Consolidated Emergency Communications Dispatch Services Between Maury County Emergency Communications District and the City of Mount Pleasant, Tennessee* (the "Agreement") attached hereto and incorporated fully herein as Exhibit A; and

WHEREAS, the purpose of this Agreement is to consolidate under the authority of the District the emergency communications dispatch services for the City and to provide coordinated emergency communications services for the benefit of the citizens and visitors of the City; and,

WHEREAS, executing the Agreement is in the best interest of the City of Mount Pleasant.

NOW, THEREFORE, BE IT RESOLVED BY THE CITY OF MOUNT PLEASANT, TENNESSEE, AS FOLLOWS:

Section 1. The *Interlocal Cooperation Agreement for Consolidated Emergency Communications Dispatch Services Between Maury County Emergency Communications District and the City of Mount Pleasant, Tennessee* (the "Agreement") attached hereto and incorporated as Exhibit A is approved and the City of Mount Pleasant is authorized to execute the same.

Section 2. If any one or more of the provisions of this Resolution, or any exhibit or attachment thereof, shall be held invalid, illegal, or unenforceable in any respect, by final decree of any court of lawful jurisdiction, such invalidity, illegality, or unenforceability shall not affect any other provision hereof, or of any exhibit or attachment thereto, but this Resolution, and the exhibits and attachments thereof, shall be construed the same as if such invalid, illegal, or unenforceable provision had never been contained herein, or therein, as the case may be.

Section 3. This Resolution shall take effect immediately.

Approved and adopted this ____ day of _____, 2023.

WILLIAM F. WHITE, JR., MAYOR

ATTEST:

SHIPHRAH COX, RECORDER

LEGAL FORM APPROVED:

KORI BLEDSOE JONES, ATTORNEY

**INTERLOCAL COOPERATION AGREEMENT
FOR CONSOLIDATED EMERGENCY COMMUNICATIONS DISPATCH
SERVICES
BETWEEN
MAURY COUNTY EMERGENCY COMMUNICATIONS DISTRICT
AND
THE CITY OF MOUNT PLEASANT, TENNESSEE**

WHEREAS

WHEREAS, the District was established for the purpose of providing a system of emergency communications whereby callers are connected to a public safety answering point to ensure that appropriate emergency responders are notified in a timely and efficient manner; and

WHEREAS, such a system results in the saving of life, reduction in destruction of property, quicker apprehension of criminals, and increased public safety efficiency; and

WHEREAS, the District is authorized to fund its operations through lawful emergency communications revenues as provided by state law; and

WHEREAS, the City and the District desire to conduct certain emergency communications operations jointly as contemplated by Tenn. Code Ann. § 7-86-105(b)(6);

NOW, THEREFORE, the parties agree as follows:

1. LAW AND AUTHORITY

This Agreement is entered pursuant to the Interlocal Cooperation Act (T.C.A. § 12-9-101 et seq.), the Intergovernmental Agreement Act (T.C.A. § 5-11-113 et seq.), and Title 7, Chapter 86 of the Tennessee Code Annotated.

2. PURPOSE

The purpose of this Agreement is to consolidate under the authority of the District the emergency communications dispatch services for the City and to provide coordinated emergency communications services for the benefit of the citizens and visitors of the City.

3. CONSOLIDATION OF SERVICES

The parties hereby consolidate under the exclusive authority and management of the District all emergency dispatching services for the City, including but not limited to receiving and processing emergency and non-emergency public safety calls; dispatching police, fire, and other authorized emergency services; maintaining Computer Aided

Dispatch (CAD) documentation; and utilizing industry-recognized call handling and dispatch protocols. The District shall operate the Dispatch Center twenty-four (24) hours per day, seven (7) days per week with trained and qualified personnel.

4. TERM

This Agreement shall become effective July 1, 2026, and remain in effect through June 30, 2029, unless terminated in accordance with this Agreement.

5. RADIO COMMUNICATIONS RESPONSIBILITY

The City shall remain solely responsible for all radio systems, infrastructure, FCC licensing, and field radio equipment. The District shall maintain only the in-house equipment necessary to communicate with the City's systems.

6. FUNDING

Annual costs are calculated based upon 2025 Time on Task reports divided by 2,080 hours to determine staffing requirements and are based upon 2.5 Full-Time Equivalent (FTE) positions. Payments shall be made quarterly in advance and due July 1, October 1, January 1, and April 1.

7. UNANTICIPATED OR EXTRAORDINARY COSTS

In the event of unforeseen or extraordinary circumstances including natural disasters, mass casualty incidents, public health emergencies, infrastructure failures, or regional/statewide emergencies requiring resources beyond standard staffing levels, the District shall notify the City as soon as practicable. Extraordinary costs require prior written approval of the City except when immediate action is necessary to protect life or maintain continuity of services. All extraordinary costs shall be actual, reasonable, documented, and separately invoiced and shall not permanently modify base service levels unless amended in writing.

8. TERMINATION

Either party may terminate this Agreement with one hundred eighty (180) days written notice prior to the end of a fiscal year.

9. AMENDMENTS

This Agreement may be amended only in writing and approved by both parties.

EXHIBIT A – FINANCIAL SUMMARY

Fiscal Year	Quarterly Cost	Annual Cost
FY 2026–2027	\$40,428.75	\$161,715.00
FY 2027–2028	\$44,236.25	\$176,945.00
FY 2028–2029	\$48,043.75	\$192,175.00

SIGNATURE PAGE

CITY OF MOUNT PLEASANT, TENNESSEE

By: _____

Name: _____

Title: _____

Date: _____

MAURY COUNTY EMERGENCY COMMUNICATIONS DISTRICT

By: _____

Name: Mark Gandee

Title: Director

Date: _____

Effective Date: July 1, 2026 | Version 2.1

DRAFT

RESOLUTION 2026-20

A RESOLUTION OF THE CITY OF MOUNT PLEASANT, TENNESSEE TO ENFORCE THE COLLECTION OF THE 20234 DELINQUENT CITY REAL PROPERTY TAXES AND RATIFICATION OF THE DELINQUENT TAX LAWSUIT

WHEREAS, the real property taxes for the year 2024, and all prior years that remain unpaid, are due and owing to the City of Mount Pleasant (“Delinquent City Real Property Taxes”); and,

WHEREAS, The Board of Commissioners of the City of Mount Pleasant hereby elects to enforce the collection of said delinquent City Real Property Taxes in Chancery County by its City Attorney; and,

WHEREAS, the Board ratifies the filing of the delinquent tax lawsuit filed by the City Attorney on, including the report provided by the City Recorder of all delinquent City Real Property Taxes for the year of 2024, plus any and all prior years that remain unpaid; and,

WHEREAS, it is in the best interests of the City of Mount Pleasant to enforce the collection of the delinquent taxes and authorize the filing of the lawsuit.

NOW, THEREFORE, BE IT RESOLVED BY THE CITY OF MOUNT PLEASANT, TENNESSEE, AS FOLLOWS:

Section 1. The City of Mount Pleasant, Tennessee is hereby authorized to authorize city attorney to file a delinquent tax lawsuit to collect delinquent real property taxes for 2024 and prior years.

Section 2. If any one or more of the provisions of this Resolution, or any exhibit or attachment thereof, shall be held invalid, illegal, or unenforceable in any respect, by final decree of any court of lawful jurisdiction, such invalidity, illegality, or unenforceability shall not affect any other provision hereof, or of any exhibit or attachment thereto, but this Resolution, and the exhibits and attachments thereof, shall be construed the same as if such invalid, illegal, or unenforceable provision had never been contained herein, or therein, as the case may be.

Section 3. This Resolution shall take effect immediately.

Approved and adopted this ____ day of _____, 2026.

WILLIAM F. WHITE, JR., MAYOR

ATTEST:

SHIPRAH COX, RECORDER

LEGAL FORM APPROVED:

KORI BLEDSOE JONES, ATTORNEY



March 6, 2026

File 1053-26

Mr. Phillip Grooms, City Manager
City of Mt. Pleasant
100 Public Square
Mt. Pleasant, TN 38474

**Subject: PROJECT CLOSEOUT
2024 CDBG Water Meter Replacement**

Mr. Grooms:

Enclosed are the following items for close-out of the above referenced project:

1. Certificate of Substantial Completion
2. Release of Liens
3. Consent of Surety to Final Payment
4. Final Pay Request (Pay Request #5) from Contractor

Contracting Services, Inc has completed their responsibilities in accordance with the Contract Documents. Therefore, Hethcoat & Davis, Inc. finds Contracting Services, Inc in good standing regarding project completion unless otherwise noted by City of Mt. Pleasant. The Final Adjusting Change Order has already been submitted and is not attached as part of this closeout package.

If you have any questions concerning this matter, please contact me.

Sincerely,

Jacob Baker

Enclosures: As Stated

copy: Alton Hethcoat, Hethcoat & Davis
Wayne Haynes, Contracting Services, Inc.
Dale Brown, City of Mt. Pleasant
Shiphrah Cox, City of Mt. Pleasant
Lorie Fisher, SCTDD

LIEN WAIVER

STATE OF TN
COUNTY OF Maury

Affiant, Wayne Haynes, being first duly sworn, states and deposes as follows:

1. That he/she is the President of Contracting Services Inc
Title Company

being duly authorized to do so, certifies and represents under oath that all amounts for labor, materials, and equipment furnished and/or purchased for the project prior to this application for payment have been paid in full; that contractor hereby fully waives and releases all rights of lien for all of such amounts; and that contractor shall not bring or file any action of claim against City of Mt Pleasant Water System for Project 2024 CBG
Water Meter Replacement

BY: Wayne Haynes

TITLE: President

DATE: 3-5-26

NOTARY SECTION

Wayne Haynes, with whom I am personally acquainted, and who acknowledged that he executed this invoice, and who further acknowledged that he is the President of Contracting Services, Inc. Personally appeared before me, Karen Haynes a Notary Public.

WITNESS my hand at office this 5 day of March, 2026.
My Commission expires 2/27/28

Signature Karen Haynes
Notary Public



AIA® Document G707™ – 1994

Consent Of Surety to Final Payment

Bond No.: 7473561

PROJECT: <i>(Name and address)</i> 2024 CDBG Water Meter Replacement	ARCHITECT'S PROJECT NUMBER:	OWNER: <input type="checkbox"/>
TO OWNER: <i>(Name and address)</i> City of Mt. Pleasant, TN 100 Public Square Mt. Pleasant, TN 38474	CONTRACT FOR: 2024 CDBG Water Meter Replacement	ARCHITECT: <input type="checkbox"/>
	CONTRACT DATED:	CONTRACTOR: <input type="checkbox"/>
		SURETY: <input type="checkbox"/>
		OTHER: <input type="checkbox"/>

In accordance with the provisions of the Contract between the Owner and the Contractor as indicated above, the *(Insert name and address of Surety)*

Old Republic Surety Company
PO Box 1635
Milwaukee, WI 53201-1635

, SURETY,

on bond of *(Insert name and address of Contractor)*

Contracting Services, Inc.
2267 Baptist Church Road
Culleoka, Tennessee 38451

, CONTRACTOR,

hereby approves of the final payment to the Contractor, and agrees that final payment to the Contractor shall not relieve the Surety of any of its obligations to

(Insert name and address of Owner)

City of Mt. Pleasant, TN
100 Public Square
Mt. Pleasant, TN 38474

, OWNER,

as set forth in said Surety's bond.


IN WITNESS WHEREOF, the Surety has hereunto set its hand on this date: March 2nd, 2026.
(Insert in writing the month followed by the numeric date and year.)

Old Republic Surety Company
(Surety)


(Signature of authorized representative)

Attest: 
(Seal): Nancy Williams, Administrative Clerk

Gregory L. Bennett Jr., Attorney-In-Fact
(Printed name and title)



AIA Document G707™ – 1994. Copyright © 1982 and 1994 by The American Institute of Architects. All rights reserved. **WARNING: This AIA® Document is protected by U.S. Copyright Law and International Treaties. Unauthorized reproduction or distribution of this AIA® Document, or any portion of it, may result in severe civil and criminal penalties, and will be prosecuted to the maximum extent possible under the law.** This document was produced by AIA software at 11:01:23 on 01/05/2012 under Order No.9913177199_1 which expires on 03/04/2012, and is not for resale.
User Notes: (727198565)



OLD REPUBLIC SURETY COMPANY

POWER OF ATTORNEY

KNOW ALL MEN BY THESE PRESENTS: That OLD REPUBLIC SURETY COMPANY, a Wisconsin stock insurance corporation, does make, constitute and appoint:

JAMES L. NOE III, CRAIG WHITLOW, GREGORY L. BENNETT JR., PAMELA PUSKARICH, AMELIA CAIN, SETH CHAPMAN, ANDREW BENNETT, CHARLEY MYERS, JAMES MYERS of FRANKLIN, TN

its true and lawful Attorney(s)-in-Fact, with full power and authority for and on behalf of the company as surety, to execute and deliver and affix the seal of the company thereto (if a seal is required), bonds, undertakings, recognizances or other written obligations in the nature thereof, **(other than bail bonds, bank depository bonds, mortgage deficiency bonds, mortgage guaranty bonds, guarantees of installment paper and note guaranty bonds, self-insurance workers compensation bonds guaranteeing payment of benefits, or black lung bonds)**, as follows:

ALL WRITTEN INSTRUMENTS

and to bind OLD REPUBLIC SURETY COMPANY thereby, and all of the acts of said Attorneys-in-Fact, pursuant to these presents, are ratified and confirmed. This appointment is made under and by authority of the board of directors at a special meeting held on February 18, 1982.

This Power of Attorney is signed and sealed by facsimile under and by the authority of the following resolutions adopted by the board of directors of the OLD REPUBLIC SURETY COMPANY on February 18, 1982.

RESOLVED that, the president, any vice-president or assistant vice president, in conjunction with the secretary or any assistant secretary, may appoint attorneys-in-fact or agents with authority as defined or limited in the instrument evidencing the appointment in each case, for and on behalf of the company to execute and deliver and affix the seal of the company to bonds, undertakings, recognizances, and suretyship obligations of all kinds; and said officers may remove any such attorney-in-fact or agent and revoke any Power of Attorney previously granted to such person.

RESOLVED FURTHER, that any bond, undertaking, recognizance, or suretyship obligation shall be valid and binding upon the Company

- (i) when signed by the president, any vice president or assistant vice president, and attested and sealed (if a seal be required) by any secretary or assistant secretary; or
- (ii) when signed by the president, any vice president or assistant vice president, secretary or assistant secretary, and countersigned and sealed (if a seal be required) by a duly authorized attorney-in-fact or agent; or
- (iii) when duly executed and sealed (if a seal be required) by one or more attorneys-in-fact or agents pursuant to and within the limits of the authority evidenced by the Power of Attorney issued by the company to such person or persons.

RESOLVED FURTHER that the signature of any authorized officer and the seal of the company may be affixed by facsimile to any Power of Attorney or certification thereof authorizing the execution and delivery of any bond, undertaking, recognizance, or other suretyship obligations of the company; and such signature and seal when so used shall have the same force and effect as though manually affixed.

IN WITNESS WHEREOF, OLD REPUBLIC SURETY COMPANY has caused these presents to be signed by its proper officer, and its corporate seal to be affixed this 10th day of July, 2025.

Assistant Secretary



OLD REPUBLIC SURETY COMPANY

President

STATE OF WISCONSIN, COUNTY OF WAUKESHA - SS

On this 10th day of July, 2025, personally came before me, Alan Pavlic and Kevin J. Abitz, to me known to be the individuals and officers of the OLD REPUBLIC SURETY COMPANY who executed the above instrument, and they each acknowledged the execution of the same, and being by me duly sworn, did severally depose and say: that they are the said officers of the corporation aforesaid, and that the seal affixed to the above instrument is the seal of the corporation, and that said corporate seal and their signatures as such officers were duly affixed and subscribed to the said instrument by the authority of the board of directors of said corporation.



Notary Public

My Commission Expires: September 28, 2026

(Expiration of notary's commission does not invalidate this instrument)

CERTIFICATE

I, the undersigned, assistant secretary of the OLD REPUBLIC SURETY COMPANY, a Wisconsin corporation, CERTIFY that the foregoing and attached Power of Attorney remains in full force and has not been revoked, and furthermore, that the Resolutions of the board of directors set forth in the Power of Attorney, are now in force.



87-1074

Signed and sealed at the City of Brookfield, WI this 2nd day of March, 2026

Assistant Secretary

ORSC 22262 (3-06)



March 6, 2026

File 1053-26

Phillip Grooms, City Manager
City of Mt. Pleasant
100 Public Square
Mt. Pleasant, TN 38474

Subject: Pay Request No. 5 (FINAL) – CDBG Water Meter Replacement

Dear Mr. Grooms:

We have reviewed the Final Pay Request No. 5 from Contracting Services releasing retainage for the subject project. We have confirmed that the estimate agrees with the work performed and materials presently stored. H & D recommends payment as follows:

Work Completed	\$483,727.50
Stored Materials	+ \$ 0.00
Total Completed and Stored	= \$483,727.50
Work Completed Retainage (5%)	- \$ 0.00
Stored Materials Retainage (5%)	- \$ 0.00
Previous Payments	- <u>\$459,541.12</u>
Amount Due this Invoice	\$24,186.38

This is the Final Pay Request which only includes the retainage held throughout the course of the project.

Please note that you will need to submit a payment of **\$24,186.38** to Contracting Services, Inc. If you have any questions or need additional information, please contact me.

Sincerely,

Jacob Baker

Jacob Baker, H&D
Enclosures: Engineer Approved Pay Request No. 5 (Final)

Cc: Alton Hethcoat, Hethcoat & Davis
Wayne Haynes, Contracting Services, Inc.
Dale Brown, City of Mt. Pleasant
Shiphrah Cox, City of Mt. Pleasant
Lorie Fisher, SCTDD

Progress Estimate

Contractor's Application

Contracting Services					Application Number: 5		Application Date: 3/5/2026								
For (contract): CDBG Water Meter Replacement					Application Period: 3/5/2026 to 3/5/2026										
A				B		C		D		E		F		G	
Bid Item No.	Item Description	Bid Quantity	Unit Price	Unit Type	Bid Value	Installed Previously	Installed This Period	Estimated Quantity Installed	Value	Materials Presently Stored (Not in C)	Total Completed and Stored to Date (D + E)	% (F/B)	Balance To Finish (B-F)		
Phase 1A, 1B, 1C															
1	Meter #1 Replacement: New 2" AMR Meter, Stacked Meter Box and Lid, Gravel Base	1	\$13,000.00	LS	\$ 13,000.00	1.0	0.0	1.0	\$ 13,000.00	\$ -	\$ 13,000.00	100.0	\$ -		
2	Meter #2 Replacement: New 2" AMR Meter, Gravel Base, Pavement Repair	1	\$4,500.00	LS	\$ 4,500.00	1.0	0.0	1.0	\$ 4,500.00	\$ -	\$ 4,500.00	100.0	\$ -		
3	Meter #3 Replacement: New 1-1/2" AMR Meter, Meter Box and Meter Box Lid, Gravel Base, Pavement Repair	1	\$12,500.00	LS	\$ 12,500.00	1.0	0.0	1.0	\$ 12,500.00	\$ -	\$ 12,500.00	100.0	\$ -		
4	Meter #4 Replacement: New 4" AMR Meter, Stacked Meter Box and Lid, Gravel Base	1	\$23,000.00	LS	\$ 23,000.00	1.0	0.0	1.0	\$ 23,000.00	\$ -	\$ 23,000.00	100.0	\$ -		
5	Meter #5 Replacement: New 4" AMR Meter, Gravel Base	1	\$12,000.00	LS	\$ 12,000.00	1.0	0.0	1.0	\$ 12,000.00	\$ -	\$ 12,000.00	100.0	\$ -		
6	Meter #6 Replacement: New 4" AMR Meter, Meter Box Lid, Gravel Base	1	\$13,500.00	LS	\$ 13,500.00	1.0	0.0	1.0	\$ 13,500.00	\$ -	\$ 13,500.00	100.0	\$ -		
7	Meter #7 Replacement: New 2" AMR Meter, Stacked Meter Box and Lid, Gravel Base	1	\$14,000.00	LS	\$ 14,000.00	1.0	0.0	1.0	\$ 14,000.00	\$ -	\$ 14,000.00	100.0	\$ -		
8	Meter #8 Replacement: New 2" AMR Meter, Gravel Base	1	\$4,500.00	LS	\$ 4,500.00	1.0	0.0	1.0	\$ 4,500.00	\$ -	\$ 4,500.00	100.0	\$ -		
9	Meter #9 Replacement: New 2" AMR Meter, Meter Box and Meter Box Lid, Gravel Base	1	\$14,000.00	LS	\$ 14,000.00	1.0	0.0	1.0	\$ 14,000.00	\$ -	\$ 14,000.00	100.0	\$ -		
10	Meter #10 Replacement: New 3/4" AMR Meter, Meter Box and Meter Box Lid, Gravel Base	1	\$3,000.00	LS	\$ 3,000.00	1.0	0.0	1.0	\$ 3,000.00	\$ -	\$ 3,000.00	100.0	\$ -		
11	Meter #11 Replacement: New 4" AMR Meter	1	\$11,500.00	LS	\$ 11,500.00	1.0	0.0	1.0	\$ 11,500.00	\$ -	\$ 11,500.00	100.0	\$ -		
12	Meter #12 Replacement: New 1" AMR Meter, Meter Box and Meter Box Lid, Gravel Base	1	\$3,000.00	LS	\$ 3,000.00	1.0	0.0	1.0	\$ 3,000.00	\$ -	\$ 3,000.00	100.0	\$ -		
13	Meter #13 Replacement: New 3/4" AMR Meter, Meter Box and Meter Box Lid, Gravel Base	1	\$2,500.00	LS	\$ 2,500.00	1.0	0.0	1.0	\$ 2,500.00	\$ -	\$ 2,500.00	100.0	\$ -		
14	Meter #14 Replacement: New 3" AMR Meter	1	\$9,500.00	LS	\$ 9,500.00	1.0	0.0	1.0	\$ 9,500.00	\$ -	\$ 9,500.00	100.0	\$ -		
15	Meter #15 Replacement: New 4" AMR Meter	1	\$11,500.00	LS	\$ 11,500.00	1.0	0.0	1.0	\$ 11,500.00	\$ -	\$ 11,500.00	100.0	\$ -		
16	Meter #16 Replacement: New 2" AMR Meter, Meter Box and Meter Box Lid, Gravel Base	1	\$14,200.00	LS	\$ 14,200.00	0.0	0.0	0.0	\$ -	\$ -	\$ -	0.0	\$ 14,200.00		
17	Meter #17 Replacement: New 3/4" AMR Meter, Meter Box and Meter Box Lid, Gravel Base, Pavement Repair	1	\$3,000.00	LS	\$ 3,000.00	0.0	1.0	1.0	\$ 3,000.00	\$ -	\$ 3,000.00	100.0	\$ -		
18	Meter #18 Replacement: New 2" AMR Meter, Meter Box and Meter Box Lid, Gravel Base	1	\$14,000.00	LS	\$ 14,000.00	1.0	0.0	1.0	\$ 14,000.00	\$ -	\$ 14,000.00	100.0	\$ -		
19	Meter #19 Replacement: New 2" AMR Meter, Meter Box Lid, Gravel Base	1	\$7,000.00	LS	\$ 7,000.00	1.0	0.0	1.0	\$ 7,000.00	\$ -	\$ 7,000.00	100.0	\$ -		
20	Meter #20 Replacement: New 2" AMR Meter, Meter Box Lid, Gravel Base	1	\$7,000.00	LS	\$ 7,000.00	1.0	0.0	1.0	\$ 7,000.00	\$ -	\$ 7,000.00	100.0	\$ -		
21	Meter #21 Replacement: New 1" AMR Meter, Meter Box Lid	1	\$2,000.00	LS	\$ 2,000.00	1.0	0.0	1.0	\$ 2,000.00	\$ -	\$ 2,000.00	100.0	\$ -		
22	Meter #22 Replacement: New 2" AMR Meter, Meter Box and Meter Box Lid, Gravel Base	1	\$14,000.00	LS	\$ 14,000.00	1.0	0.0	1.0	\$ 14,000.00	\$ -	\$ 14,000.00	100.0	\$ -		
23	Meter #23 Replacement: New 2" AMR Meter, Meter Box Lid, Gravel Base	1	\$7,000.00	LS	\$ 7,000.00	1.0	0.0	1.0	\$ 7,000.00	\$ -	\$ 7,000.00	100.0	\$ -		
24	Meter #24 Replacement: New 2" AMR Meter, Meter Box Lid, Gravel Base	1	\$7,000.00	LS	\$ 7,000.00	1.0	0.0	1.0	\$ 7,000.00	\$ -	\$ 7,000.00	100.0	\$ -		
25	Meter #25 Replacement: New 1" AMR Meter, Meter Box and Meter Box Lid, Gravel Base	1	\$2,000.00	LS	\$ 2,000.00	1.0	0.0	1.0	\$ 2,000.00	\$ -	\$ 2,000.00	100.0	\$ -		
26	Meter #26 Replacement: New 3" AMR Meter	1	\$18,500.00	LS	\$ 18,500.00	1.0	0.0	1.0	\$ 18,500.00	\$ -	\$ 18,500.00	100.0	\$ -		
27	Meter #27 Replacement: New 4" AMR Meter, Heavy Duty Traffic Lid	1	\$15,000.00	LS	\$ 15,000.00	1.0	0.0	1.0	\$ 15,000.00	\$ -	\$ 15,000.00	100.0	\$ -		
28	Meter #28 Replacement: New 2" AMR Meter, Heavy Duty Traffic Lid	1	\$7,400.00	LS	\$ 7,400.00	1.0	0.0	1.0	\$ 7,400.00	\$ -	\$ 7,400.00	100.0	\$ -		
29	Meter #29 Replacement: New 2" AMR Meter, Meter Box and Meter Box Lid, Gravel Base	1	\$13,000.00	LS	\$ 13,000.00	1.0	0.0	1.0	\$ 13,000.00	\$ -	\$ 13,000.00	100.0	\$ -		
30	Meter #30 Replacement: New 4" AMR Meter	1	\$11,300.00	LS	\$ 11,300.00	1.0	0.0	1.0	\$ 11,300.00	\$ -	\$ 11,300.00	100.0	\$ -		
31	Meter #31 Replacement: New 6" AMR Meter, Meter Box Lid	1	\$25,000.00	LS	\$ 25,000.00	1.0	0.0	1.0	\$ 25,000.00	\$ -	\$ 25,000.00	100.0	\$ -		
32	Meter #32 Replacement: New 2" AMR Meter, Meter Box and Meter Box Lid	1	\$14,000.00	LS	\$ 14,000.00	1.0	0.0	1.0	\$ 14,000.00	\$ -	\$ 14,000.00	100.0	\$ -		
33	Meter #33 Replacement: New 1" AMR Meter, Meter Box and Meter Box Lid, Gravel Base	1	\$2,200.00	LS	\$ 2,200.00	1.0	0.0	1.0	\$ 2,200.00	\$ -	\$ 2,200.00	100.0	\$ -		
34	Meter #34 Replacement: New 2" AMR Meter, Meter Box and Meter Box Lid, Gravel Base	1	\$14,000.00	LS	\$ 14,000.00	1.0	0.0	1.0	\$ 14,000.00	\$ -	\$ 14,000.00	100.0	\$ -		
35	Meter #35 Replacement: New 2" AMR Meter, Meter Box Lid	1	\$6,500.00	LS	\$ 6,500.00	1.0	0.0	1.0	\$ 6,500.00	\$ -	\$ 6,500.00	100.0	\$ -		
36	Meter #36 Replacement: New 3" AMR Meter, Meter Box and Meter Box Lid, Gravel Base	1	\$19,000.00	LS	\$ 19,000.00	1.0	0.0	1.0	\$ 19,000.00	\$ -	\$ 19,000.00	100.0	\$ -		
37	Meter #37 Replacement: New 2" AMR Meter, Meter Box and Meter Box Lid, Gravel Base	1	\$14,000.00	LS	\$ 14,000.00	1.0	0.0	1.0	\$ 14,000.00	\$ -	\$ 14,000.00	100.0	\$ -		
38	Meter #38 Replacement: New 1" AMR Meter, Meter Box and Meter Box Lid, Gravel Base, Pavement Repair	1	\$2,000.00	LS	\$ 2,000.00	1.0	0.0	1.0	\$ 2,000.00	\$ -	\$ 2,000.00	100.0	\$ -		
39	Meter #39 Replacement: New 2" AMR Meter, Meter Box and Meter Box Lid, Gravel Base	1	\$14,000.00	LS	\$ 14,000.00	1.0	0.0	1.0	\$ 14,000.00	\$ -	\$ 14,000.00	100.0	\$ -		
40	Meter #40 Replacement: New 2" AMR Meter, Meter Box Lid, Gravel Base	1	\$6,500.00	LS	\$ 6,500.00	0.0	1.0	1.0	\$ 6,500.00	\$ -	\$ 6,500.00	100.0	\$ -		
41	Meter #41 Replacement: New 2" AMR Meter, Gravel Base	1	\$5,000.00	LS	\$ 5,000.00	1.0	0.0	1.0	\$ 5,000.00	\$ -	\$ 5,000.00	100.0	\$ -		
42	Open Cut install 3/4" PEXa Service Line Outside Roadway	50	\$16.00	LF	\$ 800.00	0.0	45.5	45.5	\$ 728.00	\$ -	\$ 728.00	91.0	\$ 72.00		
43	Open Cut install 1" PEXa Service Line Outside Roadway	100	\$16.50	LF	\$ 1,650.00	0.0	3.0	3.0	\$ 49.50	\$ -	\$ 49.50	3.0	\$ 1,600.50		
44	3" SCH40 PVC casing pipe w/ 1" PEXa service line (under roadway)	20	\$180.00	LF	\$ 3,600.00	0.0	0.0	0.0	\$ -	\$ -	\$ -	0.0	\$ 3,600.00		
45	Open Cut install 1-1/2" PEXa Service Line Outside Roadway	20	\$21.00	LF	\$ 420.00	0.0	0.0	0.0	\$ -	\$ -	\$ -	0.0	\$ 420.00		
46	Open Cut install 2" PEXa Service Line Outside Roadway	1000	\$30.00	LF	\$ 30,000.00	15.0	0.0	15.0	\$ 450.00	\$ -	\$ 450.00	1.5	\$ 29,550.00		
47	4" SCH40 PVC casing pipe w/ 2" PEXa service line (under roadway)	400	\$80.00	LF	\$ 32,000.00	0.0	0.0	0.0	\$ -	\$ -	\$ -	0.0	\$ 32,000.00		
48	Open Cut install 3" PEXa Service Line Outside Roadway	150	\$24.00	LF	\$ 3,600.00	0.0	0.0	0.0	\$ -	\$ -	\$ -	0.0	\$ 3,600.00		
49	Open Cut install 4" SDR21 PVC Service Line Outside Roadway	210	\$25.00	LF	\$ 5,250.00	0.0	0.0	0.0	\$ -	\$ -	\$ -	0.0	\$ 5,250.00		
50	Open Cut install 6" SDR21 PVC Service Line Outside Roadway	50	\$35.00	LF	\$ 1,750.00	0.0	0.0	0.0	\$ -	\$ -	\$ -	0.0	\$ 1,750.00		
51	12" steel casing pipe w/ 6" SDR21 PVC service line (under roadway)	50	\$600.00	LF	\$ 30,000.00	0.0	0.0	0.0	\$ -	\$ -	\$ -	0.0	\$ 30,000.00		
52	Connection of New 3/4" Service to Existing Water Line	3	\$500.00	EA	\$ 1,500.00	2.0	1.0	3.0	\$ 1,500.00	\$ -	\$ 1,500.00	100.0	\$ -		
53	Connection of New 1" Service to Existing Water Line	5	\$500.00	EA	\$ 2,500.00	5.0	0.0	5.0	\$ 2,500.00	\$ -	\$ 2,500.00	100.0	\$ -		
54	Connection of New 1-1/2" Service to Existing Water Line	1	\$800.00	EA	\$ 800.00	1.0	0.0	1.0	\$ 800.00	\$ -	\$ 800.00	100.0	\$ -		
55	Connection of New 2" Service to Existing Water Line	21	\$1,200.00	EA	\$ 25,200.00	18.0	1.0	19.0	\$ 22,800.00	\$ -	\$ 22,800.00	90.5	\$ 2,400.00		
56	Connection of New 3" Service to Existing Water Line	3	\$2,000.00	EA	\$ 6,000.00	3.0	0.0	3.0	\$ 6,000.00	\$ -	\$ 6,000.00	100.0	\$ -		
57	Connection of New 4" Service to Existing Water Line	7	\$2,500.00	EA	\$ 17,500.00	7.0	0.0	7.0	\$ 17,500.00	\$ -	\$ 17,500.00	100.0	\$ -		
58	Connection of New 6" Service to Existing Water Line	1	\$3,000.00	EA	\$ 3,000.00	1.0	0.0	1.0	\$ 3,000.00	\$ -	\$ 3,000.00	100.0	\$ -		
59	Meter Storage and Exchange	1	\$1,000.00	LS	\$ 1,000.00	0.0	1.0	1.0	\$ 1,000.00	\$ -	\$ 1,000.00	100.0	\$ -		
60	Site Restoration	1	\$12,000.00	LS	\$ 12,000.00	0.0	1.0	1.0	\$ 12,000.00	\$ -	\$ 12,000.00	100.0	\$ -		
61	Mobilization/Bonds/Insurance (5% Max)	1	\$13,000.00	LS	\$ 13,000.00	1.0	0.0	1.0	\$ 13,000.00	\$ -	\$ 13,000.00	100.0	\$ -		
Original Contract Totals					\$ 608,170.00				\$ 483,727.50	\$ -	\$ 483,727.50	79.5	\$ 124,442.50		



Report On Debt Obligation

Receipt Date: 02/25/2026

Entity and Debt Information		
Entity Name		
City of Mount Pleasant		
Entity Address		
100 Public Square PO Box 426 Mount Pleasant, Tennessee 38474		
Debt Issue Name		
Downtown Revitalization Grant Anticipation Note, Series 2026		
Series Year		
2026		
Debt Issue Face Amount		
\$450,000.00		
Face Amount Premium or Discount?		
N/A		
Tax Status		
Tax - Exempt		
Interest Type		Other Interest Type Description
Other		Interfund GAN no interest
Debt Obligation		
Note - Grant Anticipation Note		
Moody's Rating	Standard & Poor's Rating	Fitch Rating
Unrated	AA-	Unrated
Other Rating Agency Name		Other Rating Agency Rating
N/A		N/A
Security		
Revenue		
Type of Sale Per Authorizing Document		Source Fund Target Fund
Interfund Loan		General Fund General Capital Projects
Dated Date	Issue/Closing Date	Final Maturity Date
2/17/2026	2/20/2026	8/24/2026

Debt Purpose

Section 11, Item J.

Purpose	Percentage	Description
General Government	100%	Downtown Revitalization
Education	0%	N/A
Other	0%	N/A
Refunding	0%	N/A
Utilities	0%	N/A

Cost of Issuance and Professionals

Does your Debt Issue have costs or professionals?

No

Maturity Dates, Amounts, and Interest Rates

Section 11, Item J.

Comments

Year	Amount	Interest Rate
1	\$450,000.00	0
TOTAL AMOUNT	\$450,000.00	

See final page for Submission Details and Signatures

Submission Details and Signatures

Section 11, Item J.

Is there an official statement or disclosure document, as applicable, that will be posted to EMMA: <https://emma.msrb.org/>?

Yes

Name and title of individual responsible for posting continuing disclosure information to EMMA

Julianne Graham

Signature - Chief Executive or Finance Officer of the Public Entity

Name

Shiphrah Cox

Title/Position

Finance Director

Email

scox@mtpleasant-tn.gov

Alternate Email

N/A

Signature - Preparer (Submitter) of This Form

Name

Shiphrah Cox

Title/Position

Finance Director

Email

scox@mtpleasant-tn.gov

Alternate Email

N/A

Relationship to Public Entity

N/A

Organization

N/A

Verification of Form Accuracy

By checking the box below as the signing of this form, I attest the following:

- 1. I certify that to the best of my knowledge the information in this form is accurate.
- 2. The debt herein complies with the approved Debt Management Policy of the public entity.
- 3. If the form has been prepared by someone other than the CEO or CFO, the CEO or CFO has authorized the submission of this document.

Verify Form Accuracy

Date to be Presented at Public Meeting

03/17/2026

Date to be emailed/mailed to members of the governing body

03/17/2026

Final Confirmation:

I hereby submit this report to the Division of Local Government Finance of the Tennessee Comptroller of the Treasury and understand my legal responsibility to: File this report with the members of the governing body no later than 45 days after the issuance or execution of the debt disclosed on this form. The Report is to be delivered to each member of the Governing Body and presented at a public meeting of the body. If there is not a scheduled public meeting of the governing body within forty-five (45) days, the report will be delivered by email or regular US mail to meet the 45-day requirement and also presented at the next scheduled meeting.

Account	Collection Agency	Last Billed Date	Last Paid Date	Days Since Last Activity	Last Paid Amount	Total Due	Water	Sewer	Sanitation	Gas	Total
004-08951-16	ONUEx	10/31/2022	8/17/2022	1,226.00	\$149.10	\$12.11	(\$157.30)	\$130.91	\$38.50	\$0.00	\$12.11
006-03551-05	ONUEx	8/31/2023	7/13/2023	922.00	\$115.98	\$33.66	(\$303.42)	\$248.88	\$88.20	\$0.00	\$33.66
009-02501-09	ONUEx	11/30/2023	2/3/2025	400.00	\$20.00	\$87.55	\$87.55	\$0.00	\$0.00	\$0.00	\$87.55
001-06255-04	ONUEx	1/31/2024	12/28/2023	769.00	\$301.62	\$29.60	(\$22.73)	\$72.03	\$23.10	(\$42.80)	\$29.60
008-11225-02	ONUEx	4/30/2024	3/6/2024	679.00	\$144.99	\$21.99	\$21.99	\$0.00	\$0.00	\$0.00	\$21.99
004-08808-18	ONUEx	5/31/2024	4/25/2024	648.00	\$133.54	\$17.77	(\$186.03)	\$157.60	\$46.20	\$0.00	\$17.77
102-07105-06	ONUEx	6/30/2024	3/12/2024	618.00	\$109.85	\$34.20	\$0.00	\$0.00	\$0.00	\$34.20	\$34.20
006-01301-03	ONUEx	6/30/2024	5/31/2024	618.00	\$204.12	\$46.16	(\$13.90)	\$36.96	\$23.10	\$0.00	\$46.16
101-00175-17	ONUEx	7/31/2024	11/3/2023	587.00	\$60.75	\$24.50	\$0.00	\$0.00	\$0.00	\$24.50	\$24.50
004-05801-12	ONUEx	7/31/2024	6/21/2024	587.00	\$131.65	\$25.65	(\$155.75)	\$115.20	\$46.20	\$20.00	\$25.65
001-05255-07	ONUEx	9/30/2024	9/23/2024	526.00	\$122.12	\$23.42	(\$24.73)	\$69.75	\$23.10	(\$44.70)	\$23.42
007-19251-11	ONUEx	10/31/2024	8/23/2024	495.00	\$51.57	\$34.21	(\$32.99)	\$0.00	\$67.20	\$0.00	\$34.21
005-07525-14	ONUEx	11/30/2024	9/27/2024	465.00	\$58.01	\$136.03	\$66.73	\$0.00	\$69.30	\$0.00	\$136.03
002-15101-02	ONUEx	11/30/2024	10/31/2024	486.00	\$192.03	\$148.12	\$37.64	\$104.10	\$42.38	(\$36.00)	\$148.12
006-04551-07	ONUEx	11/30/2024	8/8/2024	465.00	\$102.77	\$387.13	\$62.79	\$240.34	\$84.00	\$0.00	\$387.13
008-14630-01	ONUEx	11/30/2024	7/23/2024	465.00	\$51.92	\$409.15	\$409.15	\$0.00	\$0.00	\$0.00	\$409.15
008-07801-05	ONUEx	11/30/2024	6/25/2024	486.00	\$102.40	\$614.33	\$614.33	\$0.00	\$0.00	\$0.00	\$614.33
001-08806-02	ONUEx	12/27/2024	10/28/2024	459.00	\$115.32	\$158.55	(\$103.43)	\$192.68	\$69.30	\$0.00	\$158.55
001-09455-11	ONUEx	12/27/2024	10/22/2024	459.00	\$166.57	\$212.64	(\$83.59)	\$226.93	\$69.30	\$0.00	\$212.64
003-06801-06	ONUEx	1/31/2025	1/24/2025	403.00	\$176.49	\$45.68	(\$93.76)	\$118.44	\$21.00	\$0.00	\$45.68
007-16651-11	ONUEx	1/31/2025		424.00	\$0.00	\$129.17	(\$159.96)	\$224.03	\$65.10	\$0.00	\$129.17
005-07455-10	ONUEx	1/31/2025	11/26/2024	424.00	\$52.65	\$148.76	\$79.46	\$69.30	\$0.00	\$0.00	\$148.76
005-02951-02	ONUEx	1/31/2025	11/20/2024	403.00	\$41.90	\$197.90	(\$56.02)	\$186.72	\$67.20	\$0.00	\$197.90
005-07105-08	ONUEx	1/31/2025	11/26/2024	424.00	\$183.88	\$344.57	(\$20.36)	\$295.63	\$69.30	\$0.00	\$344.57
008-19351-04	ONUEx	1/31/2025	8/26/2024	424.00	\$42.70	\$395.86	\$395.86	\$0.00	\$0.00	\$0.00	\$395.86
007-21751-06	ONUEx	1/31/2025	7/26/2024	424.00	\$76.61	\$542.80	\$542.80	\$0.00	\$0.00	\$0.00	\$542.80
003-05751-07	ONUEx	1/31/2025	10/3/2024	424.00	\$250.00	\$547.10	\$24.28	\$396.73	\$126.09	\$0.00	\$547.10
006-01770-08	ONUEx	1/31/2025	10/28/2024	424.00	\$311.09	\$617.00	\$108.96	\$415.64	\$92.40	\$0.00	\$617.00
003-11351-05	ONUEx	1/31/2025	10/8/2024	424.00	\$125.00	\$692.90	\$245.52	\$328.21	\$119.17	\$0.00	\$692.90
001-05905-03	ONUEx	2/28/2025	2/5/2025	375.00	\$144.25	\$34.70	(\$86.15)	\$97.75	\$23.10	\$0.00	\$34.70
006-02701-08	ONUEx	2/28/2025	1/6/2025	396.00	\$425.00	\$454.07	(\$93.49)	\$208.47	\$55.88	\$283.21	\$454.07
005-06305-06	ONUEx	3/31/2025	3/17/2025	344.00	\$108.40	\$10.86	(\$78.15)	\$65.91	\$23.10	\$0.00	\$10.86
003-10651-21	ONUEx	3/31/2025	2/27/2025	365.00	\$123.19	\$130.97	(\$67.46)	\$152.23	\$46.20	\$0.00	\$130.97
005-07525-15	ONUEx	3/31/2025		365.00	\$0.00	\$161.33	\$68.93	\$92.40	\$0.00	\$0.00	\$161.33
007-22051-06	ONUEx	3/31/2025	11/18/2024	365.00	\$46.95	\$240.43	\$240.43	\$0.00	\$0.00	\$0.00	\$240.43
003-00301-28	ONUEx	3/31/2025	3/10/2025	365.00	\$953.19	\$273.42	\$15.30	\$41.94	\$21.00	\$195.18	\$273.42
002-05651-07	ONUEx	3/31/2025	1/15/2025	365.00	\$144.73	\$281.27	(\$61.60)	\$273.57	\$69.30	\$0.00	\$281.27

006-04001-12	ONUEx	3/31/2025	2/26/2025	365.00	\$100.00	\$804.27	\$66.31	\$595.43	\$142.53	\$0.00	\$804.27
004-06201-08	ONUEx	3/31/2025	2/24/2025	365.00	\$125.00	\$1,837.20	\$465.68	\$1,455.74	\$46.20	(\$130.42)	\$1,837.20
002-13701-01	ONUEx	4/30/2025	4/8/2025	314.00	\$228.75	\$29.59	\$12.02	\$43.94	\$19.80	(\$46.17)	\$29.59
007-04301-10	ONUEx	4/30/2025	2/21/2025	335.00	\$112.53	\$162.36	(\$100.23)	\$197.25	\$65.34	\$0.00	\$162.36
007-22351-14	ONUEx	4/30/2025	1/16/2025	335.00	\$58.04	\$262.34	\$262.34	\$0.00	\$0.00	\$0.00	\$262.34
007-04401-15	ONUEx	4/30/2025	2/19/2025	335.00	\$168.34	\$326.38	(\$40.70)	\$299.88	\$67.20	\$0.00	\$326.38
005-10455-03	ONUEx	4/30/2025	1/7/2025	335.00	\$130.98	\$650.15	\$267.50	\$292.35	\$90.30	\$0.00	\$650.15
007-01801-28	ONUEx	4/30/2025	10/28/2024	335.00	\$127.35	\$723.44	\$84.39	\$483.65	\$155.40	\$0.00	\$723.44
001-06056-05	ONUEx	4/30/2025	12/19/2024	335.00	\$110.00	\$728.60	\$294.14	\$319.45	\$115.01	\$0.00	\$728.60
107-00732-03	ONUEx	5/31/2025	6/10/2024	304.00	\$14.28	\$101.58	\$0.00	\$0.00	\$0.00	101.58	\$101.58
007-04351-28	ONUEx	5/31/2025	3/24/2025	304.00	\$226.00	\$309.97	(\$57.61)	\$281.43	\$86.15	\$0.00	\$309.97
006-02951-09	ONUEx	5/31/2025	2/21/2025	304.00	\$133.05	\$413.79	\$39.53	\$242.16	132.1	\$0.00	\$413.79
006-01451-02	ONUEx	5/31/2025	1/27/2025	304.00	\$200.00	\$432.34	\$87.69	\$263.47	\$81.18	\$0.00	\$432.34
005-02155-06	ONUEx	5/31/2025	12/26/2024	304.00	\$112.85	\$744.20	\$234.30	\$371.30	\$138.60	\$0.00	\$744.20
005-02005-09	ONUEx	5/31/2025	2/27/2025	304.00	\$112.85	\$1,414.90	\$344.42	\$982.28	\$88.20	\$0.00	\$1,414.90
004-04060-07	ONUEx	6/30/2025	5/21/2025	253.00	\$146.54	\$32.56	(\$183.21)	\$169.57	\$46.20	\$0.00	\$32.56
004-04412-06	ONUEx	6/30/2025	5/27/2025	274.00	\$110.49	\$123.71	(\$54.31)	\$131.82	\$46.20	\$0.00	\$123.71
001-08155-17	ONUEx	6/30/2025	5/30/2025	274.00	\$150.00	\$224.70	(\$41.17)	\$194.02	\$71.85	\$0.00	\$224.70
001-09555-03	ONUEx	6/30/2025	3/10/2025	274.00	\$116.17	\$494.01	\$127.46	\$274.15	\$92.40	\$0.00	\$494.01
003-04851-02	ONUEx	6/30/2025	3/31/2025	274.00	\$374.24	\$520.64	\$125.25	\$262.86	\$92.40	\$40.13	\$520.64
009-02501-10	ONUEx	6/30/2025	4/3/2025	274.00	\$140.00	\$727.99	\$727.99	\$0.00	\$0.00	\$0.00	\$727.99
001-02155-12	ONUEx	7/31/2025	5/30/2025	243.00	\$216.68	\$222.82	(\$83.96)	\$237.48	\$69.30	\$0.00	\$222.82
005-07525-16	ONUEx	8/31/2025	7/8/2025	212.00	\$127.76	\$120.57	\$51.32	\$69.25	\$0.00	\$0.00	\$120.57
002-04951-06	ONUEx	8/31/2025	7/28/2025	212.00	\$144.40	\$126.38	(\$83.76)	\$163.94	\$46.20	\$0.00	\$126.38
001-05806-19	ONUEx	8/31/2025	6/23/2025	212.00	\$143.33	\$222.40	(\$83.29)	\$236.39	\$69.30	\$0.00	\$222.40
001-09405-12	ONUEx	8/31/2025	6/26/2025	212.00	\$115.70	\$243.39	(\$7.46)	\$185.75	\$65.10	\$0.00	\$243.39
005-01455-07	ONUEx	8/31/2025	4/25/2025	212.00	\$181.27	\$796.99	\$173.31	\$508.18	\$115.50	\$0.00	\$796.99
007-16651-12	ONUEx	9/30/2025		182.00	\$0.00	\$101.38	(\$78.84)	\$134.02	\$46.20	\$0.00	\$101.38
002-10751-21	ONUEx	9/30/2025	8/29/2025	182.00	\$186.22	\$118.22	(\$73.80)	\$147.92	\$44.10	\$0.00	\$118.22
008-01251-12	ONUEx	9/30/2025	8/25/2025	182.00	\$194.31	\$885.98	\$885.98	\$0.00	\$0.00	\$0.00	\$885.98
005-00360-02	ONUEx	10/31/2025	10/9/2025	151.00	\$160.00	\$271.46	(\$13.64)	\$227.25	\$57.85	\$0.00	\$271.46
004-09351-18	ONUEx	10/31/2025	10/14/2025	151.00	\$141.02	\$556.38	\$431.24	\$104.14	\$21.00	\$0.00	\$556.38
005-05955-03	ONUEx	11/30/2025	9/10/2025	121.00	\$150.00	\$155.64	\$57.34	\$0.00	\$65.10	\$33.20	\$155.64
003-12001-31	ONUEx	11/30/2025	8/27/2025	121.00	\$222.54	\$268.83	(\$77.43)	\$255.96	\$90.30	\$0.00	\$268.83
002-16051-03	ONUEx	11/30/2025	8/6/2025	121.00	\$358.64	\$525.61	\$165.14	\$247.17	\$92.40	\$20.90	\$525.61
					\$10,879.67	\$23,386.33	\$5,144.84	\$13,940.55	\$3,848.13	\$452.81	\$23,386.33

Total Water Sewer Sanitation Gas

These write offs will make our AR "up to date" through, 11/30/2025. They will be written off in May if they are not paid before then.



Database Redundancy Options

SER1001046

City of Mount Pleasant

1/22/2026

Revision History

Date	Approval	Description
01/22/2026	Kyle Dobson	Creation of Document
01/23/2026	Kyle Dobson	Updated and cleaned up document

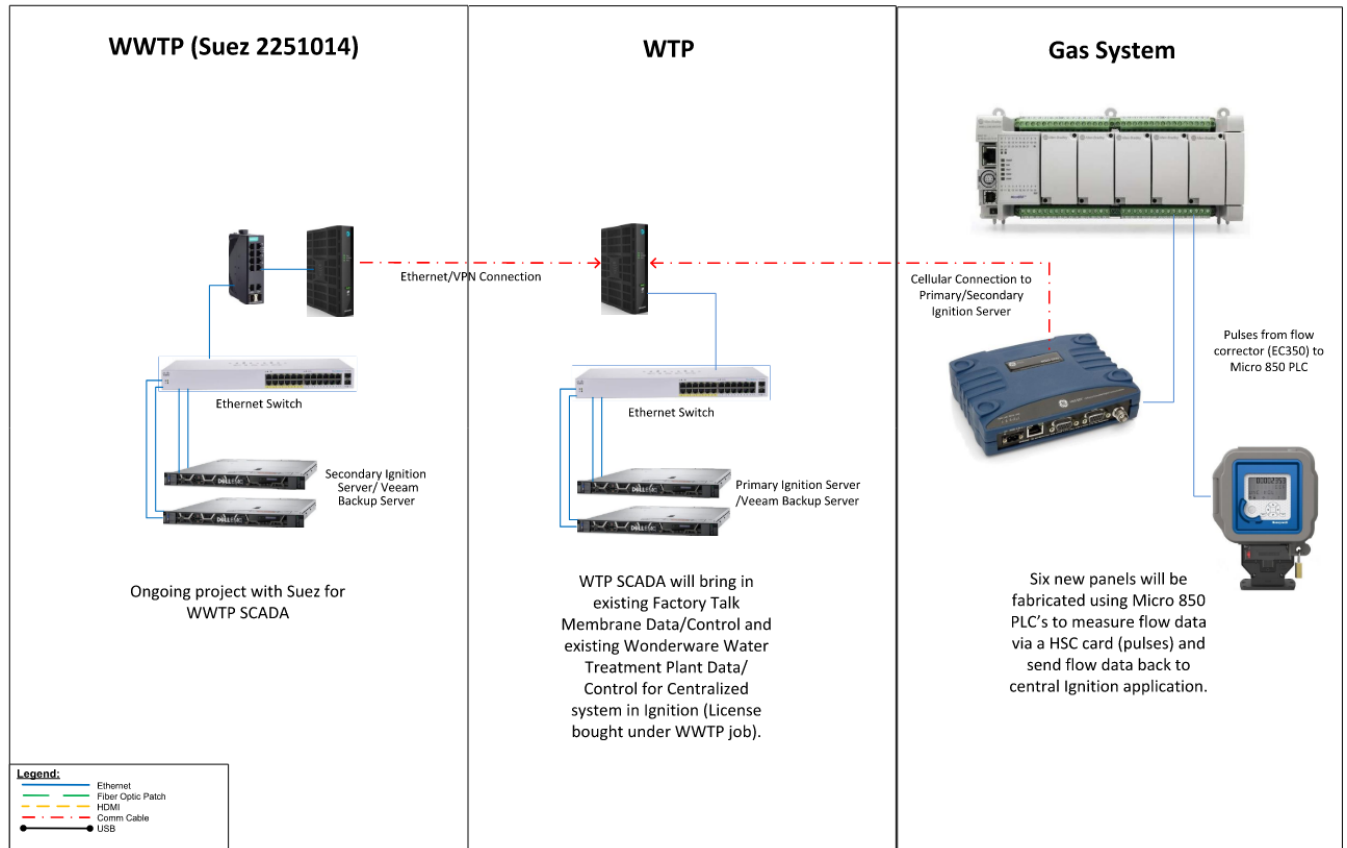
Overview

Provide a brief overview of the viable options for the City of Mount Pleasant to ensure minimal data loss. Existing hardware is currently one ESXi server running an Ignition VM and a MySQL VM along with a VEEAM backup server at Water Treatment Plant, known as Primary”, and a another ESXi server running an Ignition VM and a MySQL VM along with a VEEAM backup server at Waste Water Treatment Plant, known as Secondary.

Ignition is currently set up with redundancy and will failover. MySQL is currently configured as a failover in Ignition, such that any time the Primary connection is dropped, Ignition will automatically write to the Secondary MySQL database.

The VEEAM servers are currently making a backups of their corresponding ESXi VMs daily at 10pm which can be restored in cases such as corruption.

GSA-055 Project Network Architecture



THIS PAGE IS INTENTIONALLY
LEFT BLANK

Table of Contents

Revision History	2
Overview	3
Table of Contents	5
Option 1 – VEEAM Enhancements and Failovers.....	7
Option 2 – Option 1 with NAS.....	8
Option 3 – Offsite VEEAM for Spin-up	9
Option 4 – Database Clustering	10
Breakdown	11
Considerations	11
Known Issues.....	11

THIS PAGE IS INTENTIONALLY
LEFT BLANK

Option 1 – VEEAM Enhancements and Failovers

Bottom Line: Lowest cost / fastest to implement

- **What's needed**
 - Use existing ESXi hosts at WTP and WWTP
 - Existing VEEAM servers configured for:
 - VM backups
 - VM replication between sites
 - Planned and unplanned failover
 - Network connectivity between sites with sufficient bandwidth and reliability
 - Runbooks for failover/failback procedures
- **How it works**
 - VEEAM continuously replicates VMs (Ignition + MySQL) between sites.
 - In a failure, replicas are powered on at the opposite site.
 - Failback is manual or semi-automated once the primary site is restored.
- **Pros**
 - **Lowest capital cost**
 - No new major hardware required
 - Works well for site-level disasters
 - Simple architecture, easy to understand and support
 - Minimal disruption to current environment
- **Cons**
 - **RPO is not zero** (data loss possible between replication intervals)
 - Failover is not instantaneous
 - Database consistency depends on snapshot timing
 - Not true “high availability” — more like *disaster recovery*
 - Manual intervention required during incidents
- **Additional hardware**
 - None (assuming current storage and networking are adequate)

Option 2 – Option 1 with NAS

Bottom Line: Improved data durability, still DR-focused

- **What's needed**
 - Redundant NAS at WTP
 - Redundant NAS at WWTP
 - RAID 6 / RAID 10
 - Dual controllers preferred
 - VEEAM configured to:
 - Back up local VMs to local NAS
 - Optionally copy backups between sites
 - Adequate inter-site bandwidth
- **How it works**
 - VMs are backed up to local NAS instead of (or in addition to) local disks.
 - Backups can be copied to the opposite site for extra protection.
 - Restores occur from NAS to ESXi.
- **Pros**
 - Significantly improved backup reliability
 - Faster restore times than off-host backups
 - Protects against local storage failure
 - Modular and scalable
 - Still relatively simple to manage
- **Cons**
 - Still not real-time replication
 - No automatic failover
 - NAS is not application-aware (database still restored from backups)
 - Additional hardware and maintenance cost
- **Additional hardware**
 - 2× Redundant NAS systems
 - Possible 10Gb networking (recommended)

Option 3 – Offsite VEEAM for Spin-up

Bottom Line: Best DR posture without full clustering

- **What's needed**
 - Third physical site (new location)
 - ESXi or physical server for VEEAM
 - Redundant NAS at:
 - WTP
 - WWTP
 - Third site
 - VEEAM Backup Copy Jobs configured for immutability (if supported)
 - Secure WAN/VPN connectivity between all sites
- **How it works**
 - Local backups at WTP and WWTP
 - Backup copies sent to the third site
 - Optional immutable storage for ransomware protection
 - Failover still occurs between WTP and WWTP; third site is recovery-only
- **Pros**
 - Strong protection against ransomware and site loss
 - Meets best-practice 3-2-1 backup rule
 - Data survives catastrophic multi-site events
 - Allows air-gapped or immutable backups
 - Excellent audit and compliance story
- **Cons**
 - Higher capital and operational cost
 - More complex to manage
 - Still DR-based, not high availability
 - Restore times from third site can be longer
- **Additional hardware**
 - 1× VEEAM server at third site
 - 3× Redundant NAS systems (if not already added)
 - WAN upgrades likely required

Option 4 – Database Clustering

Bottom Line: Zero-data-loss, zero-downtime goal – True High Availability

- **What's needed**
 - Redesign of database architecture with MySQL InnoDB Cluster
 - Witness/arbiter server (third site or cloud)
 - Low-latency, high-bandwidth links between sites
 - Synchronized time (NTP), reliable DNS
 - Possible redesign of Ignition architecture
 - Continued VEEAM backups for disaster recovery
- **How it works**
 - Databases replicate synchronously
 - Writes are committed to multiple nodes before success
 - Automatic failover with no data loss
 - Witness prevents split-brain scenarios
- **Pros**
 - Near-zero RPO and RTO
 - Automatic failover
 - True high availability
 - Minimal operator involvement during failures
 - Best option for mission-critical control data
- **Cons**
 - Most expensive
 - High complexity
 - Strict network requirements (latency sensitive)
 - Existing hardware/software may not be compatible
 - Requires expert setup and ongoing care
 - Not all Ignition/database features behave well in clustered DBs – Ignition rework required
- **Additional hardware**
 - Dedicated DB nodes (may not be current ESXi VMs)
 - Witness server (physical, virtual, or cloud)
 - Network upgrades (low latency is critical)
 - Potential licensing upgrades

*Note: there are other high availability options available i.e. Galera Cluster

Breakdown

Option	Cost	Complexity	RPO (Recovery Point Objective)	RTO (Recovery Time Objective)	Staff Intervention	Maintenance Overhead
1	\$	Low	5-15 Minutes	15-60 Minutes	Yes	Low
2	\$\$	Low-Medium	5-15 Minutes	30-90 Minutes	Yes	Medium
3	\$\$\$	Medium	5-15 Minutes	1-4 Hours	Yes	Medium-High
4	\$\$\$\$	High	~0	~0	No	High

Considerations

As these servers are in a production environment, scheduling staff support for taking servers offline for rework will be necessary.

For the most robust system, 10GB network connection is recommended in most applications to allow faster transfer of data between sites and reduce any downtime.

Known Issues

1. ~~ESXi is currently running the Primary SQL Server VM in a disjointed Datastore. Essentially a recovery was made to a new datastore which needs to be cleaned up. This will require the Primary SQL Server VM to be turned off and reconfigured to merge into the main datastore. Ignition will failover to the Secondary Ignition (redundant) gateway, and the data will be written to the Secondary MySQL Server. Once the VM is fixed, the data from Secondary will need to be merged back into the Primary database. This has been fixed as of 1/23/2026.~~
2. ~~The Primary SQL Server VM is currently configured as thick provisioning. This essentially means the configured space (currently 1.5TB) is being taken up in full instead of growing. Backups, restores, and replicas are all affected by this as any transfer of data is the entire 1.5TB on a network. This has been fixed as of 1/23/2026.~~
3. Network does not allow WTP or GAS devices to reach secondary gateway.
 - a. 192.168.125.101 cannot reach 192.168.8.10, etc.
4. iDRAC does not have remote access. Network cable was installed, but there's no way to reach through VPN.



230 GREAT CIRCLE ROAD, SUITE 234 NASHVILLE, TN 37228
PHONE 815-382-8389 WWW.PRIME-CONTROLS.COM

March 2, 2026

To: Mt Pleasant Utility District
Attn: Michael Haywood

Ref: Mt Pleasant – Ignition Database Ruggedization
Instrumentation and Controls Work
Prime Controls Quote No.: MPDR_TDG_260209R1

PRIME CONTROLS PROPOSAL

Prime Controls is pleased to offer this proposal for the Mt Pleasant TN Ignition database ruggedization associated with the referenced project as described hereafter.

A. Major Products

Services to be provided by Prime Controls include the following major items:

ITEM	MAJOR PRODUCTS
1.	Qty (1) - PowerEdge R470 server for 3 rd location – <u>ALTERNATE 1</u>
2.	Qty (3) – Synology Rackstation RS822 NAS each with Qty (4) 2TB Hard Drives and rack rail kit – <u>ALTERNATE 1</u>
3.	Qty (1) – Veeam Perpetual Software License – <u>ALTERNATE 2</u>
4.	Qty (3) – Veeam Perpetual Software – 2 Year Support Contract – <u>ALTERNATE 2</u>
5.	Qty (1) – Allen Bradley Studio 5000 Legacy Lite Perpetual License – <u>ALTERNATE 3</u>

B. SERVICES

Services to be provided by Prime Controls include the following major items:

ITEM	SERVICE
1.	Veeam server reconfiguration and testing
2.	NAS and backup replication configuration and testing
3.	MySQL CRS configuration and testing
4.	Ignition configuration and testing
5.	Veeam server and NAS Backup hardware installation
6.	Studio 5000 Legacy Lite License installation
7.	Qty (12) Hours – includes monthly standard 30-minute remote login system health checks and any necessary corrections, support, and/or training requested by owner as remaining time allows.

C. PROPOSAL EXCLUSIONS

The following items are not included in our pricing and shall be the responsibility of others:

ITEM	EXCLUSION
1.	Any computer or networking hardware or software not explicitly listed above.
2.	New Server Rack is not included. Rack understood to be existing with available space.

D. PROPOSAL CLARIFICATIONS

ITEM	CLARIFICATION
1.	Pricing shall be valid for 90 days only from the proposal date.
2.	Pricing is based on the assumption that, once Prime Controls receives an order or Notice to Proceed, the project will proceed without interruption. Should any interruptions occur due to Force Majeure, Prime Controls reserves the right to adjust pricing accordingly.

E. PROPOSAL PRICING

Bid Item	Base Bid	Pricing
1	Mt. Pleasant TN Ignition Database Ruggedization	\$22,981.00
A1	ALT 1 – New Server and NAS Backup Hardware	\$23,233.00
A2	ALT 2 – Veeam Server Perpetual License and updated support contracts for existing licenses	\$4,765.00
A3	ALT 3 – Allen Bradly Legacy Lite Perpetual License	\$4,974.00
TOTAL BID AMOUNT		\$55,953.00

We appreciate this opportunity and look forward to being of service for this work.

Thank you and please feel free to call if there are any questions.

Sincerely,

Prime Controls, LP



Tanner Gore, PE.
Project Manager
(615)815-6633
t.gore@prime-controls.com