



BOARD OF COMMISSIONERS BUDGET WORKSHOP MEETING AGENDA

Wednesday, August 28, 2024 at 4:00 PM
Commission Chambers, 300 Municipal Drive,
Madeira Beach, FL 33708

This Meeting will be televised on Spectrum Channel 640 and YouTube Streamed on the City's Website.

1. CALL TO ORDER
2. ROLL CALL
3. PUBLIC COMMENT

Public participation is encouraged. If you are addressing the Commission, step to the podium and state your name and address for the record, and the organization or group you represent. Please limit your comments to five (5) minutes and do not include any topic on the agenda. Public comment on agenda items will be allowed when they come up.

If you would like someone at the City to follow up on a comment or question made at the meeting, you may fill out a comment card with the contact information and give it to the City Manager. Comment cards are available at the back table in the Commission Chambers. Completing a comment card is not mandatory.

4. DISCUSSION ITEMS

A. Budget Workshop #5 Deliverable

5. ADJOURNMENT

One or more Elected or Appointed Officials may be in attendance.

Any person who decides to appeal any decision of the Board of Commissioners with respect to any matter considered at this meeting will need a record of the proceedings and for such purposes may need to ensure that a verbatim record of the proceedings is made, which record includes the testimony and evidence upon which the appeal is to be based. The law does not require the minutes to be transcribed verbatim; therefore, the applicant must make the necessary arrangements with a private reporter or private reporting firm and bear the resulting expense. In accordance with the Americans with Disability Act and F.S. 286.26; any person with a disability requiring reasonable accommodation to participate in this

meeting should call the City Clerk at 727-391-9951, ext. 231 or 232 or email a written request to cvanblargan@madeirabeachfl.gov.

FY 2025 BUDGET WORKSHOP #5
August 28, 2024

BUDGET WORKSHOP #5 AGENDA

- I. Summary of Changes from Previous Workshop**

- II. Personnel Benefits Overview**

- III. FY 2025 Budget by Fund & Department**

- IV. FY 2025 Personnel & Capital Project Info**

- V. Q&A and Preparation for September Public Hearings**

SUMMARY OF CHANGES FROM PREVIOUS BUDGET WORKSHOP

Department Name	Account Description	Type	8-28-24 Workshop	7-24-24 Workshop	Difference	Comment
Board Of Commissioners - (1310)	Salaries-Commission	Expense	25,300.00	40,500.00	(15,200.00)	Mayor plus 2 Commissioners = salary no benefits; 2 Commissioners = no salary plus benefits
Board Of Commissioners - (1310)	Social Security	Expense	2,300.00	3,700.00	(1,400.00)	Mayor plus 2 Commissioners = salary no benefits; 2 Commissioners = no salary plus benefits
Board Of Commissioners - (1310)	Group Insurance	Expense	32,000.00	74,000.00	(42,000.00)	Mayor plus 2 Commissioners = salary no benefits; 2 Commissioners = no salary plus benefits
Board Of Commissioners - (1310)	Worker's Compensation	Expense	300.00	500.00	(200.00)	Mayor plus 2 Commissioners = salary no benefits; 2 Commissioners = no salary plus benefits
Non-Departmental - (1400)	Ad Valorem Taxes	Revenue	5,782,000.00	5,696,000.00	86,000.00	Adjusted for July release of taxable value from PA office
Non-Departmental - (1400)	Communications Services Tax	Revenue	242,000.00	280,000.00	(38,000.00)	Latest estimate from Office of Economic & Demographic Research (http://edr.state.fl.us/)
Non-Departmental - (1400)	State Revenue Sharing	Revenue	175,000.00	260,134.00	(85,134.00)	Latest estimate from Office of Economic & Demographic Research (http://edr.state.fl.us/)
Non-Departmental - (1400)	Half Cent Sales Tax Revenue	Revenue	334,000.00	353,157.00	(19,157.00)	Latest estimate from Office of Economic & Demographic Research (http://edr.state.fl.us/)
Fire/Ems - (4000)	Capital Equipment	Expense	439,500.00	427,500.00	12,000.00	Anticipated increase in cost of deputy fire chief vehicle
Recreation - (5000)	Departmental Supplies	Expense	55,000.00	30,000.00	25,000.00	Estimated purchases for gym equipment
Recreation - (5000)	Capital Equipment	Expense	65,000.00	50,000.00	15,000.00	Anticipated increase in cost of recreation truck
Special Projects - (9000)	7th Cent Sales Tax Revenue	Revenue	659,000.00	700,000.00	(41,000.00)	Latest estimate from Office of Economic & Demographic Research (http://edr.state.fl.us/)
Gas Tax - (5410)	State Revenue Sharing	Revenue	41,000.00	45,000.00	(4,000.00)	Latest estimate from Office of Economic & Demographic Research (http://edr.state.fl.us/)
Stormwater - (9200)	Drainage & Roadway Improvement	Expense	8,995,000.00	6,695,000.00	2,300,000.00	Changes in timing of stormwater drainage improvement projects
Stormwater - (9200)	Capital Equipment	Expense	415,000.00	65,000.00	350,000.00	Moving street sweeper purchase to FY 2026 instead of FY 2025
Archibald - (9910)	Administrative Services	Expense	97,300.00	95,000.00	2,300.00	Results of final administrative overhead allocation calculation
Building Services - (5240)	Administrative Services	Expense	272,200.00	285,000.00	(12,800.00)	Results of final administrative overhead allocation calculation
Sanitation - (7000)	Dues & Subscriptions	Expense	14,000.00	500.00	13,500.00	Includes annual subscription cost for route management software
Sanitation - (7000)	Administrative Services	Expense	139,400.00	120,000.00	19,400.00	Results of final administrative overhead allocation calculation
Stormwater - (9200)	Administrative Services	Expense	92,900.00	95,000.00	(2,100.00)	Results of final administrative overhead allocation calculation
Marina - (9300)	State Appropriations - Physical Environment	Revenue	70,000.00	100,000.00	(30,000.00)	Estimated state appropriation reimbursement for seawall project to be split - Marina & Archibald
Marina - (9300)	Administrative Services	Expense	186,800.00	190,000.00	(3,200.00)	Results of final administrative overhead allocation calculation
Parking Management - (6500)	Administrative Services	Expense	888,400.00	690,000.00	198,400.00	Results of final administrative overhead allocation calculation
Non-Departmental - (1400)	Fuel Tax Refund	Revenue	5,000.00	-	5,000.00	Based on anticipated fuel tax refund collections in FY 2025
Non-Departmental - (1400)	Administrative Services Alloc	Revenue	1,677,000.00	1,475,000.00	202,000.00	Results of final administrative overhead allocation calculation

PERSONNEL BENEFITS SUMMARY

Benefit Title	Employer Calculation Method	Employer Calculation Value
COLA Increase	Fixed Percentage	6.00%
FRS DROP	Fixed Percentage	21.50%
FRS Regular Class	Fixed Percentage	14.00%
FRS Special Risk	Fixed Percentage	33.00%
ICMA Plan 401(a) City Manager	Fixed Percentage	12.00%
ICMA Plan 401(a) General Employees	Fixed Percentage	9.00%
Medical Insurance - Commissioners	Fixed Amount	\$ 14,000
Medical, Dental, & Vision Insurance	Fixed Amount	\$ 18,000
Workers' Comp Automobile Repair	Fixed Percentage	1.76%
Workers' Comp Building - Municipal NOC	Fixed Percentage	1.99%
Workers' Comp Child Care Day Camp	Fixed Percentage	1.00%
Workers' Comp Clerical	Fixed Percentage	0.13%
Workers' Comp Firefighters & Drivers	Fixed Percentage	3.96%
Workers' Comp Marina	Fixed Percentage	2.21%
Workers' Comp Parking	Fixed Percentage	2.63%
Workers' Comp Parks	Fixed Percentage	2.81%
Workers' Comp Sanitation Garbage Collection & Drivers	Fixed Percentage	5.01%
Workers' Comp Stormwater Streets or Road Maintenance	Fixed Percentage	7.53%

BENEFITS ALTERNATIVE COST ANALYSIS

Benefit Title	Employer Calculation Method	Employer Calculation Value	Employer Total Cost	Alternative #1 Calculation Value	Alternative #1 Total Cost	Alternative #2 Calculation Value	Alternative #2 Total Cost
COLA Increase	Fixed Percentage	6.00%	\$ 221,208.44	5.00%	\$ 184,340.41	7.00%	\$ 258,076.61
Medical, Dental, & Vision Insurance	Fixed Amount	\$ 18,000	\$ 1,314,000.00	\$ 16,000.00	\$ 1,168,000.00	\$ 20,000.00	\$ 1,460,000.00

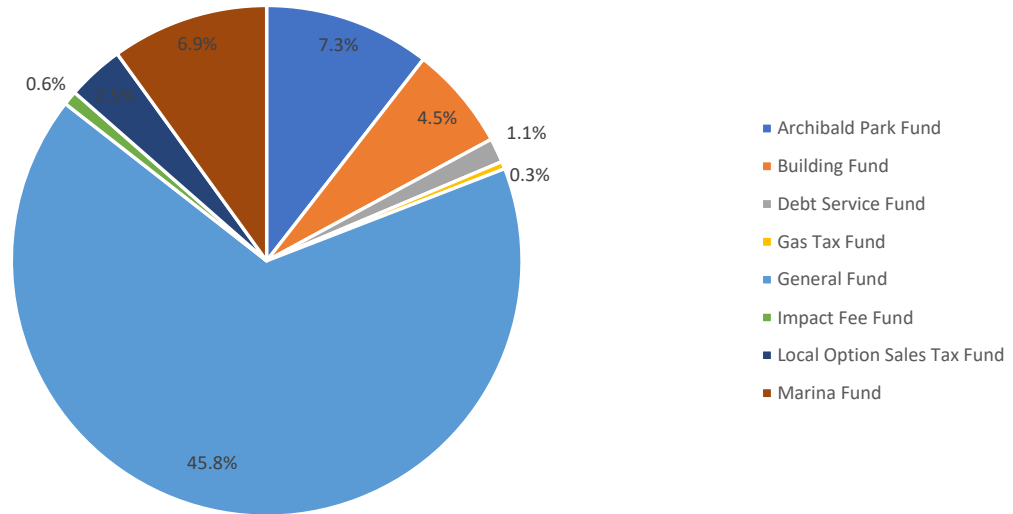
COLA Increase - Increase from Alternative #1: \$ 36,868.03
 COLA Increase - Decrease from Alternative #2: \$ (36,868.17)
 Health Insurance - Increase from Alternative #1: \$ 146,000.00
 Health Insurance - Decrease from Alternative #1: \$ (146,000.00)

SUMMARY OF REVENUES BY FUND

TOTAL REVENUES & OTHER SOURCES

Archibald Park Fund	7.3%	2,150,000
Building Fund	4.5%	1,345,000
Debt Service Fund	1.1%	313,625
Gas Tax Fund	0.3%	98,500
General Fund	45.8%	13,567,044
Impact Fee Fund	0.6%	185,850
Local Option Sales Tax Fund	2.5%	734,000
Marina Fund	6.9%	2,031,200
Parking Fund	12.6%	3,728,750
Sanitation Fund	6.4%	1,887,000
Stormwater Fund	12.0%	3,549,949
Total Revenues & Other Inflows	100.0%	\$ 29,590,918
Fund Balance/Net Position Used		16,007,098
Total Sources		\$ 45,598,016

Total Revenues & Other Sources

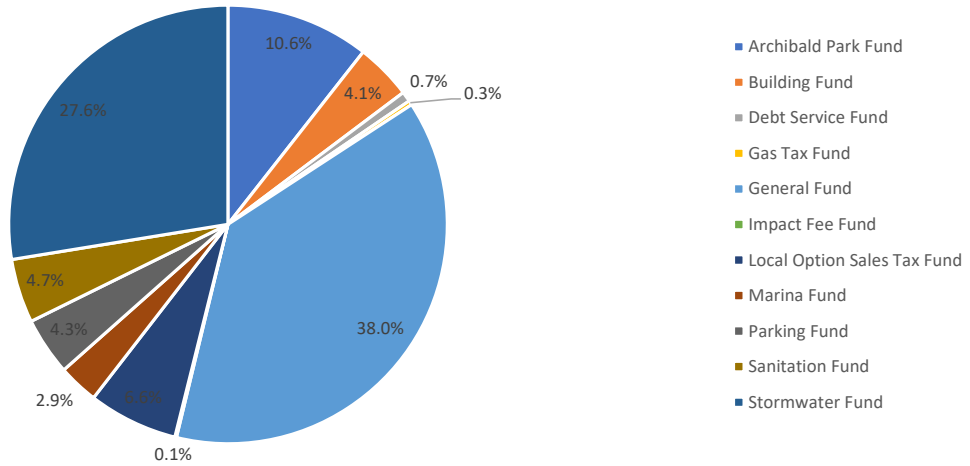


SUMMARY OF EXENDITURES BY FUND

TOTAL EXPENDITURES & OTHER OUTFLOWS

Archibald Park Fund	10.6%	4,525,250
Building Fund	4.1%	1,775,225
Debt Service Fund	0.7%	320,000
Gas Tax Fund	0.3%	136,500
General Fund	38.0%	16,252,551
Impact Fee Fund	0.1%	45,000
Local Option Sales Tax Fund	6.6%	2,834,000
Marina Fund	2.9%	1,259,360
Parking Fund	4.3%	1,823,685
Sanitation Fund	4.7%	2,018,670
Stormwater Fund	27.6%	11,790,020
Total Expenses & Other Outflows	100.0%	42,780,261
Fund Balance/Net Postion Available		2,817,755
Total Uses		\$ 45,598,016

Total Expenditures & Other Uses



**BUDGET SUMMARY BY CHARACTER
CITY OF MADEIRA BEACH - FISCAL YEAR 2024-2025**

General Fund Tentative Millage Rate:

2.7500 mills

No.	Character Description	Governmental							Proprietary				Grand Total		
		Archibald Park Fund	Building Fund	Debt Service Fund	Gas Tax Fund	General Fund	Impact Fee Fund	Local Option Sales Tax Fund	Total	Marina Fund	Parking Fund	Sanitation Fund		Stormwater Fund	Total
31	Taxes	-	-	-	55,000	7,143,000	-	659,000	7,857,000	-	-	-	-	-	7,857,000
32	Permits, Fees And Special Assessments	-	1,305,000	-	-	707,500	179,050	-	2,191,550	-	-	-	-	-	2,191,550
33	Intergovernmental Revenue	1,451,000	-	-	41,000	1,349,500	-	-	2,841,500	70,000	-	-	1,274,700	1,344,700	4,186,200
34	Charges For Services	672,000	-	-	-	1,649,293	-	-	2,321,293	1,861,200	3,176,500	1,840,000	650,000	7,527,700	9,848,993
35	Judgements, Fines, & Forfeits	-	-	-	-	27,000	-	-	27,000	-	500,000	-	-	500,000	527,000
36	Miscellaneous Revenues	27,000	40,000	14,500	2,500	1,013,751	6,800	75,000	1,179,551	100,000	52,250	47,000	130,000	329,250	1,508,801
38	Other Sources	-	-	299,125	-	1,677,000	-	-	1,976,125	-	-	-	-	1,495,249	3,471,374
		2,150,000	1,345,000	313,625	98,500	13,567,044	185,850	734,000	18,394,019	2,031,200	3,728,750	1,887,000	3,549,949	11,196,899	29,590,918
	Fund Balance/Net Position Carryover Used	2,375,250	430,225	6,375	38,000	2,685,507	-	2,100,000	7,635,357	-	-	131,670	8,240,071	8,371,741	16,007,098
	Total Sources	4,525,250	1,775,225	320,000	136,500	16,252,551	185,850	2,834,000	26,029,376	2,031,200	3,728,750	2,018,670	11,790,020	19,568,640	45,598,016
10	Personnel Services	332,200	646,525	-	-	5,871,735	-	-	6,850,460	389,300	286,300	735,520	330,520	1,741,640	8,592,100
30	Operating Expenditures/Expenses	525,750	161,500	-	131,500	7,215,796	-	-	8,034,546	301,260	423,985	1,111,750	445,600	2,282,595	10,317,141
60	Capital Outlay	3,555,000	675,000	-	-	1,019,500	45,000	2,834,000	8,128,500	370,000	150,000	-	9,410,000	9,930,000	18,058,500
70	Debt Service	-	-	320,000	-	-	-	-	320,000	-	-	-	1,496,000	1,496,000	1,816,000
80	Grants And Aids	-	-	-	-	112,355	-	-	112,355	-	-	-	-	-	112,355
90	Other Uses	112,300	292,200	-	5,000	2,033,165	-	-	2,442,665	198,800	963,400	171,400	107,900	1,441,500	3,884,165
		4,525,250	1,775,225	320,000	136,500	16,252,551	45,000	2,834,000	25,888,526	1,259,360	1,823,685	2,018,670	11,790,020	16,891,735	42,780,261
	Fund Balance/Net Position Available	-	-	-	-	-	140,850	-	140,850	771,840	1,905,065	-	-	2,676,905	2,817,755
	Total Uses	4,525,250	1,775,225	320,000	136,500	16,252,551	185,850	2,834,000	26,029,376	2,031,200	3,728,750	2,018,670	11,790,020	19,568,640	45,598,016

**OPERATING AND CAPITAL ANALYSIS BY FUND
CITY OF MADEIRA BEACH - FISCAL YEAR 2024-2025**

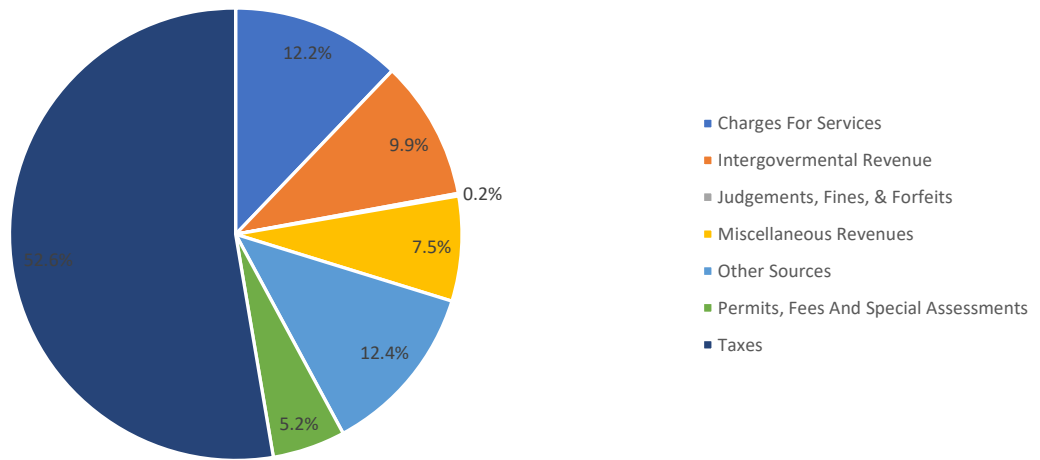
	Governmental							Proprietary					Grand Total	
	Archibald Park Fund	Building Fund	Debt Service Fund	Gas Tax Fund	General Fund	Impact Fee Fund	Local Option Sales Tax Fund	Total	Marina Fund	Parking Fund	Sanitation Fund	Stormwater Fund		Total
Revenues														
Taxes	-	-	-	55,000	7,143,000	-	659,000	7,857,000	-	-	-	-	-	7,857,000
Permits, Fees And Special Assessments	-	1,305,000	-	-	707,500	179,050	-	2,191,550	-	-	-	-	-	2,191,550
Intergovernmental Revenue	1,451,000	-	-	41,000	1,349,500	-	-	2,841,500	70,000	-	-	1,274,700	1,344,700	4,186,200
Charges For Services	672,000	-	-	-	1,649,293	-	-	2,321,293	1,861,200	3,176,500	1,840,000	650,000	7,527,700	9,848,993
Judgements, Fines, & Forfeits	-	-	-	-	-	-	-	27,000	-	500,000	-	-	500,000	527,000
Miscellaneous Revenues	27,000	40,000	14,500	2,500	1,013,751	6,800	75,000	1,179,551	100,000	52,250	47,000	130,000	329,250	1,508,801
Total Revenues	2,150,000	1,345,000	14,500	98,500	11,890,044	185,850	734,000	16,417,894	2,031,200	3,728,750	1,887,000	2,054,700	9,701,650	26,119,544
Expenditures Less Capital Outlay														
Personnel Services	332,200	646,525	-	-	5,871,735	-	-	6,850,460	389,300	286,300	735,520	330,520	1,741,640	8,592,100
Operating Expenditures/Expenses	525,750	161,500	-	131,500	7,215,796	-	-	8,034,546	301,260	423,985	1,111,750	445,600	2,282,595	10,317,141
Debt Service	-	-	320,000	-	-	-	-	320,000	-	-	-	1,496,000	1,496,000	1,816,000
Grants And Aids	-	-	-	-	112,355	-	-	112,355	-	-	-	-	-	112,355
Total Expenditures Less Capital Outlay	857,950	808,025	320,000	131,500	13,199,886	-	-	15,317,361	690,560	710,285	1,847,270	2,272,120	5,520,235	20,837,596
Excess (Deficiency) of Revenues Over Expenditures	1,292,050	536,975	(305,500)	(33,000)	(1,309,842)	185,850	734,000	1,100,533	1,340,640	3,018,465	39,730	(217,420)	4,181,415	5,281,948
Plus: Other Sources	-	-	299,125	-	1,677,000	-	-	1,976,125	-	-	-	1,495,249	1,495,249	3,471,374
Less: Capital Outlay	(3,555,000)	(675,000)	-	-	(1,019,500)	(45,000)	(2,834,000)	(8,128,500)	(370,000)	(150,000)	-	(9,410,000)	(9,930,000)	(18,058,500)
Less: Other Uses	(112,300)	(292,200)	-	(5,000)	(2,033,165)	-	-	(2,442,665)	(198,800)	(963,400)	(171,400)	(107,900)	(1,441,500)	(3,884,165)
Fund Balance/Net Position Available (Used)	(2,375,250)	(430,225)	(6,375)	(38,000)	(2,685,507)	140,850	(2,100,000)	(7,494,507)	771,840	1,905,065	(131,670)	(8,240,071)	(5,694,836)	(13,189,343)

GENERAL FUND REVENUE & OTHER INFLOWS SUMMARY

REVENUES & OTHER INFLOWS BY CHARACTER

Charges For Services	12.2%	1,649,293
Intergovernmental Revenue	9.9%	1,349,500
Judgements, Fines, & Forfeits	0.2%	27,000
Miscellaneous Revenues	7.5%	1,013,751
Other Sources	12.4%	1,677,000
Permits, Fees And Special Assessments	5.2%	707,500
Taxes	52.6%	7,143,000
Total Revenues & Other Inflows	100.0%	\$ 13,567,044

General Fund Revenues & Inflows



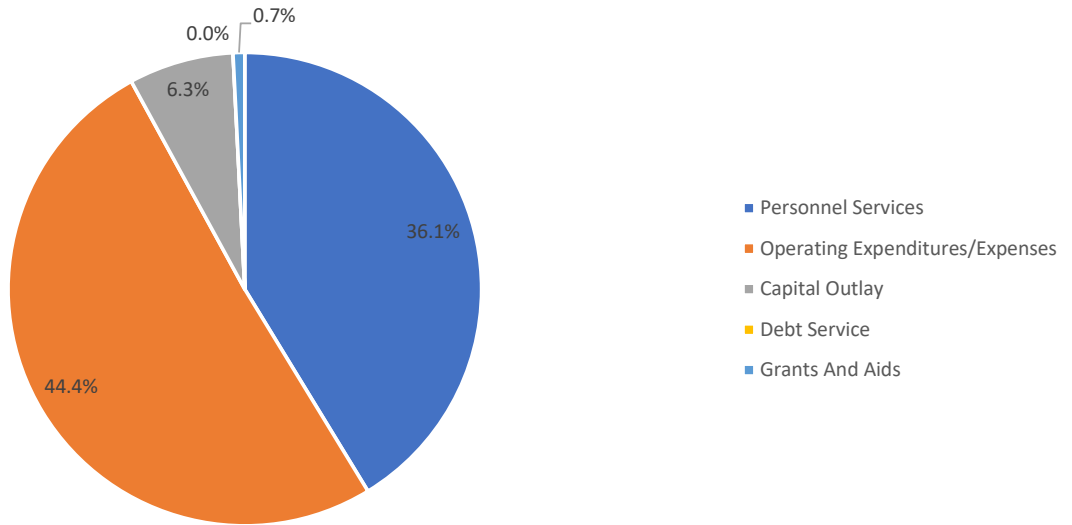
GENERAL FUND REVENUE BY ACCOUNT						
ACCOUNT	FY 2023 ACTUAL	FY 2024 BUDGET	FY 2024 PROJECTED	FY 2025 BUDGET		
001.1000.347908	Misc Store Income-Taxable	18,168	15,000	22,648		25,000
001.1000.347910	Purchases Store	-	(15,000)	(18,744)		(15,000)
001.1000.366000	Donations	-	-	-		-
001.1000.369900	Other Miscellaneous Revenues	-	-	-		-
001.1050.316000	Local Business Tax Receipts	34,278	90,000	83,000		115,000
001.1050.322901	Plan Review	1,558	10,000	3,917		5,000
001.1050.329501	Applications/Fees	21,994	15,000	21,026		25,000
001.1050.331391	FEMA Flood Mitigation Program	-	-	-		-
001.1050.331392	Fema Grant Revenues	-	-	-		-
001.1050.334390	FDEP Agreement R2107	-	-	-		-
001.1050.335150	Alcoholic Beverage License Tax	21,711	10,000	2,219		5,000
001.1050.341300	Zoning Adjustment Applications	400	2,000	-		2,000
001.1300.341302	Public Records Request Fees	-	100	-		100
001.1400.311000	Ad Valorem Taxes	4,642,054	5,299,779	5,300,000		5,782,000
001.1400.311001	Ad Valorem Taxes - Delinquent	102,017	-	148,117		-
001.1400.311002	Ad Valorem Taxes - Tax Sale	-	-	-		-
001.1400.314100	Utility Service Tax - Electric	862,402	820,000	750,096		840,000
001.1400.314300	Utility Service Tax - Water	130,546	130,000	97,393		130,000
001.1400.314400	Utility Service Tax - Gas	-	1,000	-		-
001.1400.314800	Utility Service Tax - Propane	33,217	35,000	30,226		34,000
001.1400.314900	Utility Service Tax - Other	-	-	-		-
001.1400.315200	Communications Services Tax	259,224	266,890	206,962		242,000
001.1400.323100	Progress Energy Franchise	667,968	600,000	571,922		627,000
001.1400.323400	Peoples Gas Systems Franchise	9,877	10,000	8,046		8,000
001.1400.329102	Rental Inspection Fees	2,960	10,000	19,821		25,000
001.1400.329502	Reciprocals - Contractor Reg.	-	-	-		-
001.1400.332000	ARPA NEU Grant Proceeds	-	2,154,172	2,154,172		-
001.1400.335125	State Revenue Sharing	176,981	214,987	182,532		175,000
001.1400.335180	Half Cent Sales Tax Revenue	328,971	330,054	305,910		334,000
001.1400.335210	Firefighters Supplemental Income	8,291	5,500	3,731		5,500
001.1400.335301	State Appropriation - FDOT Gulf Blvd Resurfacing	-	-	-		-
001.1400.335450	Fuel Tax Refund	5,786	3,000	170		5,000
001.1400.338000	Pinellas County	3,384,327	1,015,000	1,015,000		75,000
001.1400.341301	Election Qualifying Fees	-	200	-		200
001.1400.344900	FDOT Maintenance Agreements	48,393	48,400	49,845		51,340
001.1400.347201	Beach Concession - County Park	-	-	-		-
001.1400.347202	Beach Walkover Chair Rentals	-	-	-		-
001.1400.347400	Special Event Fee	143,545	175,000	190,000		175,000
001.1400.354000	Fines & Forfeitures	7,023	6,000	7,428		7,000
001.1400.354001	Parking Fines	-	-	-		-
001.1400.354002	Code Enforcement Fines	21,544	10,000	99,222		20,000
001.1400.361100	Interest Earnings	975,786	700,000	1,091,290		750,000
001.1400.361101	Interest - Tax Collector	609	1,000	28		500
001.1400.361102	Interest Payment from Marina	6,738	5,385	91,292		4,011
001.1400.362000	Rent	132,794	120,000	141,758		143,679
001.1400.362001	Facility Rental- Cost Recovery	1,825	5,000	3,677		4,000
001.1400.362002	Facility Rentals	15,615	25,000	18,635		22,000
001.1400.362003	Rent PW Complex - Beach Mason.	-	-	-		-
001.1400.362004	Rental Income - Chamber Bldg.	-	-	-		-
001.1400.362005	Bell South Cell Tower	59,922	67,346	67,346		50,250
001.1400.362007	Lease Revenue	190,933	-	-		-
001.1400.362008	Rentals & Leases - Contra Revenue	188,186	-	-		-
001.1400.364000	Sale/Disposition of Capital Assets	46,500	-	-		-
001.1400.366000	Donations	-	-	375		-
001.1400.366001	Donations - Fire Department	400	1,000	-		-
001.1400.366003	9/11 Donations	-	-	-		-
001.1400.366004	Local Grants & Contributions	-	-	-		-
001.1400.369300	Lawsuit Settlement	1,001	-	-		-
001.1400.369900	Other Miscellaneous Revenues	12,100	7,000	257,914		300
001.1400.369901	Copy Charges	-	100	-		100
001.1400.369902	Notary Fee	-	100	-		100
001.1400.369903	Refund Prior Year Expenses	13,358	5,000	-		-
001.1400.369904	Sales Tax Collection Allowance	294	360	261		360
001.1400.369905	Indebtedness Searches	9,050	11,000	8,961		11,000
001.1400.369908	Civil Review Fees	655	2,000	102		200
001.1400.369909	Purchase Card Rebate	4,417	4,000	4,969		4,000
001.1400.369910	Credit Card Convenience Fee	18,830	15,000	23,731		18,000
001.1400.380000	Other Sources	-	-	-		-
001.1400.380001	Fund Balance/Net Position Carryover Used	-	2,143,723	-		-
001.1400.381005	Transfer from Building Fund	-	-	-		-
001.1400.381007	Transfer from Parking Fund	1,800,000	-	-		-
001.1400.382000	Administrative Services Alloc	487,162	839,900	839,900		1,677,000
001.1400.384001	Other Financing Sources - Leasing Activities	-	-	-		-
001.3100.324310	Impact Fees - Residential - Transportation	-	-	-		-
001.3100.324320	Impact Fees - Commercial - Transportation	-	-	-		-
001.4000.322900	Fire Plan Review Fees	-	-	4,067		2,500
001.4000.324110	Impact Fees - Residential - Public Safety	-	-	-		-
001.4000.324120	Impact Fees - Commercial - Public Safety	-	-	-		-
001.4000.329101	Fire Inspection Fees	23,700	15,000	9,514		15,000
001.4000.334200	State Grant - Public Safety	16,203	-	16,203		-
001.4000.342200	Redington Beach Fire Contract	284,708	298,944	298,944		310,602
001.4000.342400	Pinellas County EMS	555,911	612,973	612,973		730,051
001.4000.369900	Other Miscellaneous Revenues	11,117	3,000	28,343		5,000
001.4000.369906	Insurance Proceeds	1,000	-	-		-
001.4000.369907	CPR Training Revenue	200	250	-		250
001.5000.324610	Impact Fees - Residential - Culture/Recreation	-	-	-		-
001.5000.324620	Impact Fees - Commercial - Culture/Recreation	-	-	-		-
001.5000.347501	Recreation Programs	41,486	30,000	58,000		45,000
001.5000.347502	After School Program	116,744	105,000	112,000		105,000
001.5000.347503	Summer Program	75,400	85,000	95,000		95,000
001.5000.347504	Field Rentals	49,630	45,000	40,450		45,000
001.5000.347505	Sponsorships	8,845	15,000	47,000		30,000
001.5000.347506	MB Little League	10,000	10,000	11,193		10,000
001.5000.347507	Adult Leagues	-	-	-		-
001.5000.347508	Youth Leagues	70,098	40,000	53,837		40,000
001.8000.335380	State Appropriations - Physical Environment	37,052	1,500,000	-		750,000
Revenues & Other Inflows Total	16,201,504	17,975,162	15,192,418	13,567,044		

GENERAL FUND EXPENDITURE SUMMARY

EXPENDITURES & OUTFLOWS BY CHARACTER

Personnel Services	36.1%	5,871,735
Operating Expenditures/Expenses	44.4%	7,215,796
Capital Outlay	6.3%	1,019,500
Debt Service	0.0%	-
Grants And Aids	0.7%	112,355
Other Uses	12.5%	2,033,165
Total Expenditures & Other Uses	100.0%	\$ 16,252,551

General Fund Expenditures & Outflows by Character

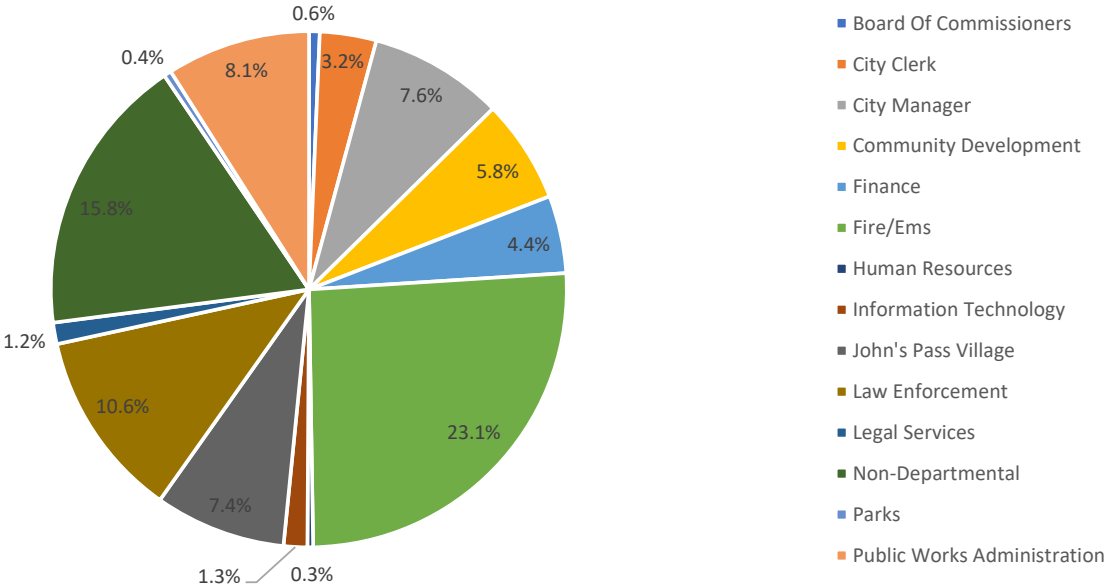


GENERAL FUND EXPENDITURE SUMMARY

EXPENDITURES & OUTFLOWS BY DEPARTMENT

Board Of Commissioners	0.6%	98,460
City Clerk	3.2%	518,729
City Manager	7.6%	1,228,600
Community Development	5.8%	945,275
Finance	4.4%	712,400
Fire/Ems	23.1%	3,757,550
Human Resources	0.3%	49,245
Information Technology	1.3%	218,806
John's Pass Village	7.4%	1,200,500
Law Enforcement	10.6%	1,718,865
Legal Services	1.2%	196,500
Non-Departmental	15.8%	2,570,430
Parks	0.4%	68,350
Public Works Administration	8.1%	1,312,740
Recreation	10.2%	1,656,100
Grand Total	100.0%	16,252,551

**General Fund Expenditures & Outflows
By Department**



BOARD OF COMMISSIONERS

Overview: The City of Madeira Beach is a commission-manager form of government. The Board of Commissioners has all legislative powers of the City of Madeira Beach.

The Board of Commissioners consists of five (5) members who shall be electors of said City and shall be elected at large by the qualified voters of the City of Madeira Beach. Commission members occupy districts numbered one (1) through (4), and a Mayor. The Commission members shall have been qualified electors and residents of the City of Madeira Beach, Florida, for one (1) year immediately prior to their qualifying for election, and in addition, each District-Commissioner shall be a resident of said district in which the candidate seeks to be a candidate for a period of six (6) months prior to the date of said application. The term of office for all District Commissioners shall be for a period of two (2) years. The Mayor may reside at the time of the election anywhere within the City of Madeira Beach, Florida; and the term of office for the Mayor shall be for a period of three (3) years. The terms of all members of the Commission, including the Mayor, will begin upon induction into office at the Board of Commissioners first meeting following the election, and shall continue until their successor has been duly elected and installed under this Charter.

The Mayor shall preside at meetings of the Board of Commissioners, shall have voice and vote in the proceedings of the Commission, shall be recognized as the official head of the City of Madeira Beach, Florida, government for all ceremonial purposes, for service of process, and as the City of Madeira Beach, Florida, official designated to represent the City of Madeira Beach, Florida, in all agreements with other entities or certifications to other government entities, but shall have no administrative duties except as required to carry out the responsibilities herein.

The Board of Commissioners shall appoint a Vice-Mayor at its first regular meeting following the election. The term of Vice-Mayor shall be for one (1) year. The Vice-Mayor shall act as Mayor during the absence or disability of the Mayor. Should the Vice-Mayor be required to act as Mayor for a period in excess of thirty (30) days, he/she shall receive the compensation of the Mayor retroactive to the date upon which he/she assumed the Mayoral duties.

Current Board of Commissioners as of March 2024

Anne-Marie Brooks, Mayor	(June 2024 – March 2026)
David Tagliarini, District 1 Commissioner	(March 2024 – March 2026)
Ray Kerr, District 2 Commissioner / Vice Mayor	(March 2024 – March 2026)
Eddie McGeehen, District 3 Commissioner	(March 2023 – March 2025)
Housh Ghovaae, District 4 Commissioner	(July 2024 – March 2025)

Annual Salary

Mayor	\$10,000
District Commissioners	\$7,500

City Clerk, City Attorney, City Manager and City Treasurer; Charter Officers

The Board of Commissioners appoints the City Clerk, City Manager, and City Attorney. The City Manager, subject to the Board of Commissioner’s approval, appoints a Director of Finance who in turn shall also be the City Treasurer. All charter officers serve at the pleasure of the Board of Commissioners.

BOARD OF COMMISSIONERS

ACCOUNT		FY 2023 ACTUAL	FY 2024 BUDGET	FY 2024 PROJECTED	FY 2025 BUDGET
Expenses & Other Outflows					
001.1310.513001	Salaries-Commission	40,000	40,000	34,605	25,300
001.1310.521000	Social Security	3,060	3,100	2,647	2,300
001.1310.523000	Group Insurance	-	-	4,662	32,000
001.1310.524000	Worker's Compensation	49	100	91	300
001.1310.531002	City Attorney - Non-retainer	-	-	-	-
001.1310.540000	Travel & Training	3,973	10,000	4,941	10,000
001.1310.541000	Cellular Telephone	2,894	4,000	1,360	3,060
001.1310.546002	Maint Other Equipment	-	1,600	442	-
001.1310.547000	Printing and Binding	1,614	2,500	862	2,500
001.1310.548000	Promotions & Pub Rltns	-	5,000	1,564	5,000
001.1310.548005	Board Appreciation Dinner	1,018	5,000	-	5,000
001.1310.551000	Office Supplies	861	2,000	358	2,000
001.1310.552004	Uniforms	405	1,000	49	1,000
001.1310.554000	Dues & Subscriptions	850	5,000	1,593	5,000
001.1310.599002	Budgeted Contingency	-	2,000	-	5,000
Expenses & Other Outflows Total		54,725	81,300	53,174	98,460

CITY CLERK

The City Clerk is one of four charter officers that are appointed by the Board of Commissioners and serves at its pleasure. The City Clerk provides an array of services to the public, Board of Commissioners, and City staff. The primary duties include:

- Supervisor of Elections, constitutional officer for the City of Madeira Beach and the qualifying officer for candidates who wish to run for office of Mayor and District Commissioner.
- Secretary ex-officio to the Civil Service Commission.
- Custodian of the City Seal with the authority to execute and emboss documents to authenticate the validity of City records.
- Financial Disclosure Coordinator with the State of Florida Commission on Ethics.
- Records Management Liaison Officer with the Florida Department of State.
- Custodian of all public records and responsible for their safety.
- Records Manager and oversees the City's records management program, and coordinates record management efforts and training for City departments.
- Processes public records requests and complies with records retention in compliance with the Florida Public Records Law (F.S. Chapter 119).
- Posts Board of Commissioners Meeting Notices.
- Assists in the preparation and publishing Board of Commissioners meeting agendas and packets.
- Publishes Civil Service Commission meeting agendas and packets.
- Attends, records, transcribes, and indexes minutes of the Board of Commissioners and Civil Service Commission.
- Keeps a journal of Board of Commissioners proceedings and keeps a record indexing system to include action taken by the Board of Commissioners.
- Records and indexes Ordinances and Resolutions.
- Administers oaths to Board of Commissioners and Civil Service Commission members.
- Coordinates the codification of the City Charter, Code of Ordinances, and Land Development Code.
- Assists in the preparation and advertising legal notices for the adoption of Ordinances.

FY '24 Accomplishments:

- Upgraded Barracuda email archiving to include Barracuda Email Security Protection – Barracuda Email Protection leverages machine learning to deliver the highest level of threat detection accuracy. Protect against all 13 email threat types, reduce false positives, and maintain a secure communication environment with superior email detection efficacy.
- Purchased Campaign Finance Management Software from EasyVote Solutions, Inc. - Candidates will file Campaign Treasurers Reports electronically with the City Clerk.
- Laserfiche - Completed buildout of fields and templates in Laserfiche. Laserfiche is now completing the automated template workflows to include retention requirements. Automated workflow allows automatic document classification, organizing, routing, and archiving. Public records stored in one centralized location for easy access and to the public. Has a digital form creation tool. Forms are integrated with Laserfiche so an organization can create interactive, customizable digital forms to support complex processes that require routing and approvals. Forms can run on a website portal to serve those outside the enterprise. Continuous scanning project for Laserfiche.
- Continued organizational training and education in Open Records, Open Meetings, and Ethics; Records Management; Parliamentary Procedures; Cybersecurity Leadership & Strategy.
- Florida Certified Professional Clerk (FCPC) Program. Participant completion is comprised of continuous instruction for twenty (20) months from February 2024 to October 2025.
- Successful completion of March 2024 Municipal Election process from beginning to end and Commissioner District 4 Seat process in July 2024 from beginning to end. Congratulations to the Housh Ghovae, the new District 4 Commissioner.
- Processed 202 public records requests in JustFOIA from October 1, 2023 to current, July 16, 2024.
- City Clerk Reports.

FY '25 Goals and Objectives:

- Laserfiche fully operational. Staff training.
- Continue Laserfiche scanning project.
- City Clerk to train Commission candidates to utilize EasyVote Campaign Finance Management Software to file Campaign Treasurers Reports electronically.
- Purchasing Intradyn. Sunshine Laws, SEC and FINRA Compliant Text Message and Social Media Archiving. Preserve Mobile and Social Media Communication; Search, Retrieve & Produce in Seconds; Flexible Archiving Options - Verizon, AT&T, T-Mobile and more — Intradyn supports all major mobile service providers. The archiving software is compatible with all mobile devices, including Apple, Google, LG and Samsung products; Compatible with all major carriers & Devices; Intradyn's Social Media Archiving solution allows you to capture and store all modern era conversations – no matter the platform. Perform the records search for text messages and social media through Barracuda.
- Continue hosting educational training events. New trainings planned: Surviving First Amendment Audits; Dual Office Holding; Municipal Charters; Business and Employment Conflicts and Post-Public-Service Restriction; Government Contracting.
- Completion of Florida Certified Professional Clerk (FCPC) Program in October 2025.
- Continue serving the public with honesty, integrity, and professionalism at all times.

CITY CLERK

ACCOUNT		FY 2023 ACTUAL	FY 2024 BUDGET	FY 2024 PROJECTED	FY 2025 BUDGET
Revenues & Other Inflows					
001.1300.341302	Public Records Request Fees	-	100	-	100
Revenues & Other Inflows Total		-	100	-	100
Expenses & Other Outflows					
001.1300.512000	Salaries & Wages	221,100	237,876	231,392	249,400
001.1300.514000	Overtime	430	-	52	-
001.1300.521000	Social Security	16,110	18,198	16,893	19,300
001.1300.522001	ICMA 401(a) Plan	19,938	5,058	9,732	5,400
001.1300.522002	FRS - Regular Class	-	24,653	40,399	26,700
001.1300.522003	FRS - DROP	-	-	-	-
001.1300.523000	Group Insurance	33,176	60,000	55,456	54,000
001.1300.524000	Worker's Compensation	176	214	213	400
001.1300.525000	Unemployment Compensation	-	-	-	-
001.1300.531000	Professional Services	-	12,000	-	12,000
001.1300.531003	Computer Hardware Support Svcs	-	-	-	-
001.1300.531010	Software	24,077	52,000	19,654	55,712
001.1300.534000	Contractual Service	6,060	56,500	44,063	40,006
001.1300.540000	Travel & Training	2,842	8,000	7,869	10,000
001.1300.541000	Cellular Telephone	847	2,000	565	612
001.1300.542000	Postage	35	500	89	500
001.1300.546002	Maint Other Equipment	383	2,000	100	2,000
001.1300.547000	Printing and Binding	-	300	-	300
001.1300.548000	Promotions & Pub Rltns	329	3,000	1,888	3,000
001.1300.549005	Election Expense	10,242	14,000	2,264	14,000
001.1300.549006	Legal Advertisements	4,164	10,000	5,134	10,000
001.1300.550000	Public Records Request Expense	2	100	-	100
001.1300.551000	Office Supplies	1,738	2,000	1,243	2,000
001.1300.552000	Departmental Supplies	-	-	82	300
001.1300.552004	Uniforms	284	500	13	500
001.1300.554000	Dues & Subscriptions	1,089	2,500	844	2,500
001.1300.564000	Capital Equipment	-	-	-	-
001.1300.599002	Budgeted Contingency	-	10,000	-	10,000
Expenses & Other Outflows Total		343,023	521,399	437,945	518,729

CITY MANAGER

Overview: The City of Madeira Beach has a commission-manager form of government, whereby elected officials entrust the day-to-day responsibilities of managing government operations to a professionally trained municipal administrator. The City Manager is considered a charter officer. The charter stipulates the manager's roles and responsibilities as they relate to the municipal corporation's management and operations. The charter requires the elected officials referred to as the "Board of Commissioners" to serve as policymakers and to provide policy guidance and direction to the City Manager, who then maintains the responsibility of executing the policy edicts. This relationship between the Board and the City Manager represents one of the most common government structures in the state of Florida, and in the nation as a whole. The City Manager serves as the Chief Administrative Officer, or CAO, similar to a CEO in a for-profit entity. However, a municipal manager's duties and responsibilities focus on government operations and quality-of-life elements that are intended to improve the lives of those who call this community home or who choose to visit or invest in the city.

FY ' 24 Accomplishments:

- Increased resident/business/visitor engagement via additional public meetings/opportunities including John's Pass activity center, swim safety/zones, City Master Plan, building/community development open hours, breakfast/happy hours with the City Manager, listing employee cell phone numbers, and enhanced social media postings.
- Completion of various capital and operational/maintenance projects including City beautification of numerous rights-of-ways, 9-11/Patriot parks docks, Gulf Ln resurfacing, parking lots from 129th to 135th resurfacing, and approaching 75% of beach groin restoration completion.
- Continued Financial accountability/transparency on the City's website through a payment listing web portal that allows for the public to view City payments.
- Continued increased parking revenue from enhanced parking enforcement processes initiated in FY 23 that have led to enhanced parking compliance (more visitors paying for parking), through enhanced mobile payments approaching 70% of all parking payments.
- Promoted our City to residents, businesses, and visitors through our City store providing a variety of Madeira Beach apparel to showcase and promote our wonderful city along with existing partners (chambers of commerce, Visit St Pete/CLW, Pinellas County) to similarly market/advertise our destination.

FY '25 Goals and Objectives:

- Continue ensuring City-wide financial transparency, accountability, and responsibility through our developing public portal, budget preparation/adoption/amendment processes, and monthly reporting.
- Ensure adequate/sufficient resources including, but not limited to, law enforcement, fire/rescue, code & buildings enforcement, marina/boating safety dedicated to ensure we maintain a very safe and secure City.
- Research, apply, and obtain Federal, State, and local grants to enhance & improve city operations and capital projects particularly fire, infrastructure, sustainability, streets, stormwater, etc.
- Enhance employee appreciation programs for wellness, retention, and over-all workplace morale including a health fair, appreciation events/activities, and recognition.
- Continue sustainability/green initiatives to enhance environmental conditions through renewable and/or less invasive energy sources such as solar, electric vehicles, reduced single-stream plastics, and more.
- Enhance resident participation/interaction through our social media, broadcast, events/activities, and regular/special meetings to better engage and survey the quality of our City services.
- Continue promoting our City as a wonderful tourist/visitor destination working with our numerous partners to also incorporate additional tourism infrastructure opportunities: Visit St. Pete/Clearwater, Tampa Bay Beaches Chamber of Commerce, Treasure Island/Madeira Beach Chamber of Commerce, John's Pass Business Association, and other similar organizations.
- Enhance development/redevelopment strategies to best manage the balance between preserving existing residential neighborhoods/areas and commercial investment centered around our tourism economy.
- Ensure the over-all economic well-being of our environmental, coastal, residential, and tourism industries.

CITY MANAGER

ACCOUNT	FY 2023 ACTUAL	FY 2024 BUDGET	FY 2024 PROJECTED	FY 2025 BUDGET
Revenues & Other Inflows				
001.1000.347908 Misc Store Income-Taxable	18,168	15,000	22,648	25,000
001.1000.347910 Purchases Store	-	(15,000)	(18,744)	(15,000)
001.1000.366000 Donations	-	-	-	-
001.1000.369900 Other Miscellaneous Revenues	-	-	-	-
Revenues & Other Inflows Total	18,168	-	3,904	10,000

ACCOUNT	FY 2023 ACTUAL	FY 2024 BUDGET	FY 2024 PROJECTED	FY 2025 BUDGET	
Expenses & Other Outflows					
001.1000.511000	Executive Salary	-	-	-	140,000
001.1000.512000	Salaries & Wages	310,652	328,890	311,400	200,400
001.1000.514000	Overtime	3,170	-	5,281	5,300
001.1000.521000	Social Security	23,497	25,160	23,550	26,800
001.1000.522001	ICMA 401(a) Plan	33,271	25,214	27,236	26,200
001.1000.522002	FRS - Regular Class	-	12,946	26,389	14,200
001.1000.522003	FRS - DROP	-	-	-	-
001.1000.523000	Group Insurance	56,934	80,000	68,988	72,000
001.1000.523003	Group Insurance - Dependents	-	-	-	-
001.1000.524000	Worker's Compensation	199	296	301	600
001.1000.525000	Unemployment Compensation	-	-	-	-
001.1000.531000	Professional Services	58,497	68,500	248,696	125,000
001.1000.531001	City Attorney - Retainer	-	10,000	-	-
001.1000.531002	City Attorney - Non-retainer	-	-	-	-
001.1000.531005	IT Services	-	-	-	-
001.1000.531007	Other Legal Expenses	-	-	-	-
001.1000.534000	Contractual Service	51,752	55,000	-	90,000
001.1000.540000	Travel & Training	1,714	4,000	1,291	2,000
001.1000.540001	Auto Allowance	6,000	6,000	5,876	6,200
001.1000.541000	Cellular Telephone	2,399	1,250	2,174	2,300
001.1000.541001	Web Page	-	-	-	-
001.1000.542000	Postage	144	250	53	300
001.1000.544000	Rentals & Leases	-	-	849	500
001.1000.546002	Maint Other Equipment	-	-	550	500
001.1000.547000	Printing and Binding	2,584	1,000	39	600
001.1000.548000	Promotions & Pub Rltns	47,749	70,000	38,692	60,000
001.1000.548006	Founder's Day	12,469	-	23,188	13,000
001.1000.549000	Other Current Charges	1,457	-	-	-
001.1000.549003	Cash Short (Over)	-	-	-	-
001.1000.551000	Office Supplies	2,881	1,000	1,467	1,500
001.1000.552000	Departmental Supplies	10,001	500	7,479	10,000
001.1000.552004	Uniforms	726	300	60	200
001.1000.554000	Dues & Subscriptions	3,044	5,500	5,025	6,000
001.1000.562000	Buildings	24,646	-	-	-
001.1000.563000	Capital Improvements	13,005	250,000	-	400,000
001.1000.564000	Capital Equipment	-	25,000	23,532	-
001.1000.582001	Chamber of Commerce Donation	10,000	6,000	10,000	10,000
001.1000.599002	Budgeted Contingency	-	14,000	-	15,000
Expenses & Other Outflows Total		676,791	990,806	832,117	1,228,600

COMMUNITY DEVELOPMENT

Overview: The Community Development Department's mission is to foster an attractive, economically, and environmentally healthy city that is safe, diverse, and livable for all. The department includes planning and zoning, business licensing, floodplain management, and shared responsibility for the management of code compliance. The department is directed by the Community Development Director who answers directly to the City Manager.

Planning and zoning goals are accomplished through the development review processes, and the update and implementation of the Madeira Beach Comprehensive Plan and Land Development Regulations. Planning and zoning and building staff implement a consolidated plan review process, which incorporates the input of a wide range of consultants, outside agencies, and other city departments. Code compliance functions involve coordination with the Code Enforcement Officers to interpret and implement the use of the city's Land Development Regulations. The department also updates and manages the Community Rating System, associated floodplain management, and the business tax program.

Community Development staff supports city-wide programs sponsored by other departments and represents City planning interests by participation in County and Regional planning and development programs. Community Development staff provides staff support to the Board of Commissioners, the Planning Commission, and Special Magistrate in review of special exceptions, variance requests and zoning code violation hearings.

FY '24 Accomplishments:

Evaluated, reviewed, and amended the Countywide map and Madeira Beach Future Land Use Map to create John's Pass Village Activity Center. The John's Pass Village Activity Center Special Area Plan was adopted locally to place guidelines and goals for the future of the area. Amended the Madeira Beach Comprehensive Plan and Land Development Regulations to assure compliance and consistency with the Countywide Plan. Evaluated and completed the five-year Community Rating System cycle review. Began and assisted in the Master Plan process for the city. Expanded ArcGIS mapping and statistical analysis in planning. Updated the Community Development website and forms.

FY '25 Goals and Objectives:

Work with consultants and the public to undergo the Master Plan process for the city. Create further transparency with an increase in public workshops, notices, and informational meetings. Create and implement the John's Pass Village Zoning in the Land Development Regulations. Continue to update the Madeira Beach Code of Ordinances. Create and implement a new business tax interface that requires businesses to be compliant with the Code that will also assist in the auditing process. Coordinate and provide expert planning services through local, county, and state hearing processes and associated policy development, notice and advertisement requirements. Mentor and train new employees. Begin required site visits to review drainage, landscaping, and general planning review on the field before the CO process.

COMMUNITY DEVELOPMENT

ACCOUNT		FY 2023 ACTUAL	FY 2024 BUDGET	FY 2024 PROJECTED	FY 2025 BUDGET
Revenues & Other Inflows					
001.1050.316000	Local Business Tax Receipts	34,278	90,000	83,000	115,000
001.1050.322901	Plan Review	1,558	10,000	3,917	5,000
001.1050.329501	Applications/Fees	21,994	15,000	21,026	25,000
001.1050.331391	FEMA Flood Mitigation Program	-	-	-	-
001.1050.331392	Fema Grant Revenues	-	-	-	-
001.1050.334390	FDEP Agreement R2107	-	-	-	-
001.1050.335150	Alcoholic Beverage License Tax	21,711	10,000	2,219	5,000
001.1050.341300	Zoning Adjustment Applications	400	2,000	-	2,000
Revenues & Other Inflows Total		79,940	127,000	110,162	152,000

ACCOUNT		FY 2023 ACTUAL	FY 2024 BUDGET	FY 2024 PROJECTED	FY 2025 BUDGET
Expenses & Other Outflows					
001.1050.512000	Salaries & Wages	328,421	437,419	404,709	486,000
001.1050.514000	Overtime	690	-	823	700
001.1050.521000	Social Security	24,283	33,463	30,414	37,800
001.1050.522001	ICMA 401(a) Plan	33,205	28,510	32,616	32,175
001.1050.522002	FRS - Regular Class	-	16,372	20,388	18,350
001.1050.522003	FRS - DROP	-	-	-	-
001.1050.523000	Group Insurance	48,382	112,000	76,720	103,500
001.1050.524000	Worker's Compensation	269	394	377	750
001.1050.525000	Unemployment Compensation	-	-	-	-
001.1050.531000	Professional Services	174,846	140,000	85,000	105,000
001.1050.531008	Planning	281	5,000	1,500	5,000
001.1050.531012	Special Magistrate	6,063	7,000	7,974	8,000
001.1050.531013	Code Enforcement Services	325	3,000	-	3,000
001.1050.534000	Contractual Service	11,565	40,000	44,771	60,000
001.1050.540000	Travel & Training	4,381	10,000	2,643	10,000
001.1050.541000	Cellular Telephone	1,199	3,000	2,159	3,000
001.1050.542000	Postage	4,912	14,000	7,000	10,000
001.1050.547000	Printing and Binding	8,258	4,000	4,000	7,000
001.1050.548000	Promotions & Pub Rltns	197	5,000	1,039	5,000
001.1050.549002	Business Tax	7,612	5,000	21,665	7,000
001.1050.549006	Legal Advertisements	-	3,000	1,500	3,000
001.1050.551000	Office Supplies	8,041	15,000	2,560	10,000
001.1050.554000	Dues & Subscriptions	4,945	10,000	13,031	12,000
001.1050.583001	FEMA Flood Mitigation Program	-	-	-	-
001.1050.599002	Budgeted Contingency	-	18,000	-	18,000
Expenses & Other Outflows Total		667,872	910,157	760,889	945,275

FINANCE

Overview: The City of Madeira Beach Finance Department provides oversight of all financial transactions within the City, including accounting, auditing, and financial reporting, operating and capital budgeting, debt management, fixed asset management, parking enforcement, information technology (IT), treasury and investment management, payroll, and procurement. The services provided by the Finance Department are as follows:

Financial Management - Assist in coordination and development of the annual budget, and Capital Improvement

Treasury Management - Management of operating cash, investment balances, and debt financing.

Financial Reporting - Management revenue, expenditure, and cash reports; annual Comprehensive Financial Report

Compliance - Revenue, expenditure, and encumbrance monitoring; monthly BOC reporting; annual financial audit

Information Technology (IT) - Management of contractual IT service relationship.

FY '24 Accomplishments:

Implemented Capital Assets module within the City's accounting software, including inventory management through use of scanning devices and asset tags with QR codes. Successfully completed the FY 2023 audit with timely submission of the Annual Comprehensive Financial Report (ACFR) to the Government Finance Officers'

FY '25 Goals and Objectives:

Finance will take the lead on continuing to leverage technology to automate business processes where possible and improve operational efficiency. One such example is to improve the bid solicitation process, including RFP preparation, submitting documents online, posting Q&A, and receiving and scoring bid submissions through a portal. Finance will aim to perform value-added functions for the City of Madeira Beach, such as internal auditing activities over various processes, conducting fee studies, and provide enhanced reporting to departments and other stakeholders to allow for more informed decision-making.

FINANCE

ACCOUNT	FY 2023 ACTUAL	FY 2024 BUDGET	FY 2024 PROJECTED	FY 2025 BUDGET
Expenses & Other Outflows				
001.1100.512000	249,882	249,500	237,061	261,600
001.1100.514000	487	-	209	1,200
001.1100.521000	17,418	19,100	16,095	20,300
001.1100.522001	21,856	-	5,737	-
001.1100.522002	-	33,474	157,403	37,000
001.1100.522003	-	-	-	-
001.1100.523000	37,370	60,000	56,665	54,000
001.1100.523003	-	9,600	-	-
001.1100.524000	179	222	220	500
001.1100.525000	-	-	-	-
001.1100.531000	98,800	105,000	96,622	147,000
001.1100.531009	-	-	-	-
001.1100.531011	37,681	65,000	38,795	84,500
001.1100.532000	43,371	56,000	59,960	64,800
001.1100.534000	-	-	-	-
001.1100.540000	410	2,000	827	2,000
001.1100.541000	18	300	-	300
001.1100.542000	756	1,000	943	1,500
001.1100.547000	3,191	4,000	2,251	3,500
001.1100.549000	3,876	-	3,940	-
001.1100.549001	6,286	7,800	7,906	10,000
001.1100.549003	-	-	-	-
001.1100.549004	3,330	4,900	369	4,000
001.1100.549006	3,917	-	-	4,000
001.1100.551000	228	1,000	421	1,200
001.1100.554000	920	1,000	373	1,000
001.1100.599002	-	12,000	-	14,000
Expenses & Other Outflows Total	529,975	631,896	685,796	712,400

FIRE / EMS

Overview: The Madeira Beach Fire Department is committed to providing high-quality, responsive services that promote the health, welfare, and safety of all who reside, work in, or visit our area of service. Our members, using safe and effective methods, strive to reduce the loss of life and property, through emergency medical services, education, fire prevention, marine operations, and suppression.

The Fire Department is responsible for protecting and safeguarding our citizens and visitors from all the hazardous related incidents, including hostile fire, hazardous materials, tropical storms, water related emergencies and medical emergencies. These services will be provided thru fire suppression, prevention practices, water rescue operations and advanced life support care, treatment, and transportation.

FY '24 Accomplishments:

- Applied for and successfully received the Florida Firefighter Cancer Decontamination Equipment Grant; a "No Smoke' Diesel Exhaust Removal System" was purchased and installed in the bay.
- Medic 25 was purchased, outfitted and placed in service March '24.
- SAFER Grant has been applied for to assist with staffing in preparation of new Redington Station.
- Parking pad and storage area has been constructed to store equipment, B25, and Recreation Dept's buses utilizing ARPA
- Fire Inspections and plan reviews continue to generate revenue for the department. The Department continues to organize

FY '25 Goals and Objectives:

- To remain within our budgetary constraints while being able to maintain, if not increase our level of service to the citizens of
- We will continue to apply for various grants for staffing and equipment and being innovative in our ways to secure funds
- Continue with the construction of Redington EMS Station at no cost to the City (Pinellas County EMS).
- Increase staffing at no cost to the City (Pinellas County EMS).
- Create and staff a Deputy Chief position at no cost to City (Pinellas County EMS).
- Acquire and outfit two administrative vehicles paid by the LOST Fund and Pinellas County EMS.

FIRE / EMS

ACCOUNT	FY 2023 ACTUAL	FY 2024 BUDGET	FY 2024 PROJECTED	FY 2025 BUDGET
Revenues & Other Inflows				
001.4000.322900	-	-	4,067	2,500
001.4000.324110	-	-	-	-
001.4000.324120	-	-	-	-
001.4000.329101	23,700	15,000	9,514	15,000
001.4000.334200	16,203	-	16,203	-
001.4000.342200	284,708	298,944	298,944	310,602
001.4000.342400	555,911	612,973	612,973	730,051
001.4000.369900	11,117	3,000	28,343	5,000
001.4000.369906	1,000	-	-	-
001.4000.369907	200	250	-	250
105.4000.324110	4,658	6,000	8,934	6,500
105.4000.324120	79	500	390	250
105.4000.361100	192	-	-	300
Revenues & Other Inflows Total	892,640	929,917	970,043	1,063,153

ACCOUNT		FY 2023 ACTUAL	FY 2024 BUDGET	FY 2024 PROJECTED	FY 2025 BUDGET
Expenses & Other Outflows					
001.4000.512000	Salaries & Wages	996,697	1,353,996	1,255,481	1,651,900
001.4000.514000	Overtime	180,169	77,573	163,853	115,800
001.4000.521000	Social Security	84,613	109,523	102,282	137,200
001.4000.522001	ICMA 401(a) Plan	5,653	5,673	1,548	-
001.4000.522002	FRS - Regular Class	-	-	56,176	9,700
001.4000.522003	FRS - DROP	-	-	-	-
001.4000.522004	FRS - Special Risk	324,509	442,379	440,895	518,300
001.4000.523000	Group Insurance	182,110	360,000	270,576	360,000
001.4000.523002	A.D.& D. - Firefighters	3,497	-	4,383	-
001.4000.524000	Worker's Compensation	27,003	33,633	33,271	63,300
001.4000.531009	Pre Employment Services	8,596	9,500	4,035	14,750
001.4000.532000	Accounting and Auditing	-	-	-	3,000
001.4000.534000	Contractual Service	7,887	15,000	14,996	24,450
001.4000.540000	Travel & Training	8,074	18,000	7,288	20,000
001.4000.541000	Cellular Telephone	2,049	3,200	3,274	4,000
001.4000.542000	Postage	340	600	408	650
001.4000.543001	Electric - Buildings	13,284	14,000	12,501	16,000
001.4000.543009	Solid Waste Disposal	2,700	3,000	3,358	3,500
001.4000.543010	Telephone	2,433	4,000	2,490	13,000
001.4000.544000	Rentals & Leases	2,333	3,200	1,569	3,500
001.4000.545000	General Insurance	15,497	20,000	22,432	20,000
001.4000.546001	Maintenance Auto Equipment	42,429	37,000	26,917	45,000
001.4000.546002	Maint Other Equipment	20,274	12,500	23,535	15,000
001.4000.546003	Maintenance Building	19,305	41,100	23,192	56,500
001.4000.546009	Maintenance Radio Equipment	5,982	8,500	7,414	9,500
001.4000.547000	Printing and Binding	224	650	618	700
001.4000.548000	Promotions & Pub Rltns	16,059	9,500	25,301	14,000
001.4000.549007	Licenses & Permits	2,204	2,500	-	3,000
001.4000.551000	Office Supplies	907	1,500	702	2,000
001.4000.552000	Departmental Supplies	14,040	45,750	12,152	55,800
001.4000.552003	Tools	4,149	5,000	270	6,000
001.4000.552004	Uniforms	20,022	34,000	42,618	49,500
001.4000.552005	Gasoline & Oil	21,095	24,000	16,318	27,000
001.4000.554000	Dues & Subscriptions	1,283	3,750	3,682	5,000
001.4000.563000	Capital Improvements	497	50,000	3,425	10,000
001.4000.564000	Capital Equipment	19,204	113,000	120,496	439,500
001.4000.599002	Budgeted Contingency	-	42,000	-	40,000
103.4000.563000	Capital Improvements	583,723	-	-	-
103.4000.564000	Capital Equipment	659,055	125,000	96,956	69,000
105.4000.563000	Capital Improvements	-	-	-	-
105.4000.564000	Capital Equipment	-	-	-	-
Expenses & Other Outflows Total		3,297,893	3,029,028	2,804,413	3,826,550

HUMAN RESOURCES

Overview: The City of Madeira Beach Human Resources Department provides oversight of all human resource transactions within the City, including job announcements, job placement, onboarding, payroll administration, benefits, and retirement.

HUMAN RESOURCES

ACCOUNT	FY 2023 ACTUAL	FY 2024 BUDGET	FY 2024 PROJECTED	FY 2025 BUDGET	
Expenses & Other Outflows					
001.1030.512000	Salaries & Wages	15,283	-	-	
001.1030.521000	Social Security	1,181	-	-	
001.1030.522001	ICMA 401(a) Plan	-	-	-	
001.1030.523000	Group Insurance	-	-	-	
001.1030.524000	Worker's Compensation	41	-	-	
001.1030.531000	Professional Services	-	-	-	
001.1030.531004	Criminal Records Check	4,180	8,000	5,648	
001.1030.531009	Pre Employment Services	3,549	4,000	3,301	
001.1030.531011	Software Support Services	27,474	5,000	33,418	
001.1030.534000	Contractual Service	-	2,000	-	
001.1030.540000	Travel & Training	408	1,000	1,342	
001.1030.541000	Cellular Telephone	152	400	-	
001.1030.544000	Rentals & Leases	-	2,000	7,000	
001.1030.547000	Printing and Binding	-	500	-	
001.1030.548000	Promotions & Pub Rltns	199	500	1,542	
001.1030.549000	Other Current Charges	465	1,000	-	
001.1030.551000	Office Supplies	120	250	160	
001.1030.552000	Departmental Supplies	-	250	-	
001.1030.552004	Uniforms	-	-	-	
001.1030.554000	Dues & Subscriptions	229	600	-	
001.1030.564000	Capital Equipment	-	-	-	
001.1030.599002	Budgeted Contingency	-	500	2,000	
Expenses & Other Outflows Total		53,281	26,000	45,410	49,245

INFORMATION TECHNOLOGY

Overview: Information Technology (IT) provides hardware, software, and network support to all needed functions of the City.

INFORMATION TECHNOLOGY

ACCOUNT	FY 2023 ACTUAL	FY 2024 BUDGET	FY 2024 PROJECTED	FY 2025 BUDGET
Expenses & Other Outflows				
001.1010.512000	962	-	-	-
001.1010.521000	74	-	-	-
001.1010.524000	25	-	-	-
001.1010.531003	207,500	200,000	189,153	171,416
001.1010.531005	1,200	15,000	21,916	15,000
001.1010.541000	50	300	42	8,100
001.1010.564000	-	-	-	20,000
001.1010.599002	-	5,000	-	4,290
Expenses & Other Outflows Total	209,811	220,300	211,111	218,806

JOHN'S PASS VILLAGE

Overview: The John's Pass Village district includes the commercial fishing and entertainment center located immediately north and adjacent to the John's Pass Bridge. The City's mission at this location is to help facilitate tourism by providing the infrastructure and services necessary to support local businesses. The John's Pass Village division was previously operated as an Enterprise Fund prior to FY 2014. Budget information on the retired fund can be found in the Finance Department. The public works staff supports John's Pass Village Fund with sanitation, ground and parks maintenance, and stormwater. The John's Pass Fund also supports the contractual services of the restrooms located in the village and John's Pass Park.

FY '24 Accomplishments:

- Landscape improvements completed
- Rebuilt handrail behind bell tower to improve safety
- Rebuilt west stairs
- Structurally wrapped 8 boardwalk pilings

FY '25 Goals and Objectives:

- Infrastructure
- Public Safety

JOHN'S PASS VILLAGE

ACCOUNT		FY 2023 ACTUAL	FY 2024 BUDGET	FY 2024 PROJECTED	FY 2025 BUDGET
Revenues & Other Inflows					
001.8000.335380	State Appropriations - Physical Environment	37,052	1,500,000	-	750,000
Revenues & Other Inflows Total		37,052	1,500,000	-	750,000

ACCOUNT		FY 2023 ACTUAL	FY 2024 BUDGET	FY 2024 PROJECTED	FY 2025 BUDGET
Expenses & Other Outflows					
001.8000.522002	FRS - Regular Class	-	-	-	-
001.8000.534000	Contractual Service	12,565	15,000	12,931	20,000
001.8000.543001	Electric - Buildings	2,734	3,500	2,412	3,500
001.8000.543007	Electric - Street Lights	14,525	14,000	12,912	14,000
001.8000.543009	Solid Waste Disposal	60,000	70,000	78,350	70,000
001.8000.543010	Telephone	-	-	-	-
001.8000.543011	Water Service - Buildings	11,248	12,000	11,455	12,000
001.8000.545000	General Insurance	23,430	-	42,127	58,000
001.8000.546002	Maint Other Equipment	-	-	-	-
001.8000.546003	Maintenance Building	7,938	15,000	3,318	15,000
001.8000.546008	Maintenance Grounds/Parks	86,500	200,000	115,781	200,000
001.8000.546012	Maintenance South Beach Park	2,789	10,000	2,393	10,000
001.8000.546016	Maintenance Dredging	55,596	1,556,000	806,000	750,000
001.8000.552000	Departmental Supplies	2,837	20,000	-	20,000
001.8000.563000	Capital Improvements	52,810	-	-	-
001.8000.563004	Seawall Improvements	-	-	-	-
001.8000.599002	Budgeted Contingency	-	38,000	-	28,000
103.8000.563000	Capital Improvements	11,700	-	471,239	1,000,000
Expenses & Other Outflows Total		344,672	1,953,500	1,558,917	2,200,500

LAW ENFORCEMENT

Overview: The City of Madeira Beach contracts with the Pinellas County Sheriff's Office (PCSO) for Law Enforcement within the City. The services provided by PCSO on behalf of the City of Madeira Beach are as follows:

Community Policing – The City has a full-time community policing deputy permanently Assigned to Madeira Beach to address Neighborhood crime issues.

Compliance – The budget includes a full-time deputy permanently assigned to Madeira Beach to enforce ordinance; code infractions and issues involving short-term rentals.

LAW ENFORCEMENT

ACCOUNT	FY 2023 ACTUAL	FY 2024 BUDGET	FY 2024 PROJECTED	FY 2025 BUDGET
Expenses & Other Outflows				
001.4010.531006 Law Enforcement Services	1,462,173	1,575,420	1,635,365	1,688,000
001.4010.534004 County Services	-	-	-	-
001.4010.541000 Cellular Telephone	866	1,000	807	865
001.4010.599002 Budgeted Contingency	-	32,000	-	30,000
Expenses & Other Outflows Total	1,463,039	1,608,420	1,636,172	1,718,865

LEGAL SERVICES

Overview: The City Attorney is appointed by the City Commission and reports directly to the City Commission. The City Attorney provides legal advice to the City Commission and the administrative staff of the City, in the best interest of the City. The City Attorney keeps abreast of ever changing statutes and particularly those relative to the operation of municipal government. The City Attorney also works in conjunction with other special counsel as deemed necessary by the City Commission.

LEGAL SERVICES

ACCOUNT		FY 2023 ACTUAL	FY 2024 BUDGET	FY 2024 PROJECTED	FY 2025 BUDGET
Expenses & Other Outflows					
001.1020.531001	City Attorney - Retainer	84,000	90,000	88,419	90,000
001.1020.531002	City Attorney - Non-retainer	92,375	110,000	79,334	100,000
001.1020.531007	Other Legal Expenses	1,500	5,000	5,303	1,500
001.1020.534004	County Services	-	-	-	-
001.1020.599002	Budgeted Contingency	-	4,000	-	5,000
Expenses & Other Outflows Total		177,875	209,000	173,056	196,500

NON-DEPARTMENTAL

Overview: The Non-Departmental section includes all costs and activities not allocated to one specific department, such as: capital improvement projects, facility maintenance, insurance, utilities, and other city-wide costs.

NON-DEPARTMENTAL

ACCOUNT	FY 2023 ACTUAL	FY 2024 BUDGET	FY 2024 PROJECTED	FY 2025 BUDGET	
Revenues & Other Inflows					
001.1400.311000	Ad Valorem Taxes	4,642,054	5,299,779	5,300,000	5,782,000
001.1400.311001	Ad Valorem Taxes - Delinquent	102,017	-	148,117	-
001.1400.311002	Ad Valorem Taxes - Tax Sale	-	-	-	-
001.1400.314100	Utility Service Tax - Electric	862,402	820,000	750,096	840,000
001.1400.314300	Utility Service Tax - Water	130,546	130,000	97,393	130,000
001.1400.314400	Utility Service Tax - Gas	-	1,000	-	-
001.1400.314800	Utility Service Tax - Propane	33,217	35,000	30,226	34,000
001.1400.314900	Utility Service Tax - Other	-	-	-	-
001.1400.315200	Communications Services Tax	259,224	266,890	206,962	242,000
001.1400.323100	Progress Energy Franchise	667,968	600,000	571,922	627,000
001.1400.323400	Peoples Gas Systems Franchise	9,877	10,000	8,046	8,000
001.1400.329102	Rental Inspection Fees	2,960	10,000	19,821	25,000
001.1400.329502	Reciprocity - Contractor Reg.	-	-	-	-
001.1400.332000	ARPA NEU Grant Proceeds	-	2,154,172	2,154,172	-
001.1400.335125	State Revenue Sharing	176,981	214,987	182,532	175,000
001.1400.335180	Half Cent Sales Tax Revenue	328,971	330,054	305,910	334,000
001.1400.335210	Firefighters Supplemental Income	8,291	5,500	3,731	5,500
001.1400.335301	State Appropriation - FDOT Gulf Blvd Resurfacing	-	-	-	-
001.1400.335450	Fuel Tax Refund	5,786	3,000	170	5,000
001.1400.338000	Pinellas County	3,384,327	1,015,000	1,015,000	75,000
001.1400.341301	Election Qualifying Fees	-	200	-	200
001.1400.344900	FDOT Maintenance Agreements	48,393	48,400	49,845	51,340
001.1400.347201	Beach Concession - County Park	-	-	-	-
001.1400.347202	Beach Walkover Chair Rentals	-	-	-	-
001.1400.347400	Special Event Fee	143,545	175,000	190,000	175,000
001.1400.354000	Fines & Forfeitures	7,023	6,000	7,428	7,000
001.1400.354001	Parking Fines	-	-	-	-
001.1400.354002	Code Enforcement Fines	21,544	10,000	99,222	20,000
001.1400.361100	Interest Earnings	975,786	700,000	1,091,290	750,000
001.1400.361101	Interest - Tax Collector	609	1,000	28	500
001.1400.361102	Interest Payment from Marina	6,738	5,385	91,292	4,011
001.1400.362000	Rent	132,794	120,000	141,758	143,679
001.1400.362001	Facility Rental- Cost Recovery	1,825	5,000	3,677	4,000
001.1400.362002	Facility Rentals	15,615	25,000	18,635	22,000
001.1400.362003	Rent PW Complex - Beach Mason.	-	-	-	-
001.1400.362004	Rental Income - Chamber Bldg.	-	-	-	-
001.1400.362005	Bell South Cell Tower	59,922	67,346	67,346	50,250
001.1400.362007	Lease Revenue	190,933	-	-	-
001.1400.362008	Rentals & Leases - Contra Revenue	188,186	-	-	-
001.1400.364000	Sale/Disposition of Capital Assets	46,500	-	-	-
001.1400.366000	Donations	-	-	375	-
001.1400.366001	Donations - Fire Department	400	1,000	-	-
001.1400.366002	JPV Donations	320	500	-	-
001.1400.366003	9/11 Donations	-	-	-	-
001.1400.366004	Local Grants & Contributions	-	-	-	-
001.1400.369300	Lawsuit Settlement	1,001	-	-	-
001.1400.369900	Other Miscellaneous Revenues	12,100	7,000	257,914	300
001.1400.369901	Copy Charges	-	100	-	100
001.1400.369902	Notary Fee	-	100	-	100
001.1400.369903	Refund Prior Year Expenses	13,358	5,000	-	-
001.1400.369904	Sales Tax Collection Allowance	294	360	261	360
001.1400.369905	Indebtedness Searches	9,050	11,000	8,961	11,000
001.1400.369908	Civil Review Fees	655	2,000	102	200
001.1400.369909	Purchase Card Rebate	4,417	4,000	4,969	4,000

ACCOUNT		FY 2023 ACTUAL	FY 2024 BUDGET	FY 2024 PROJECTED	FY 2025 BUDGET
001.1400.369910	Credit Card Convenience Fee	18,830	15,000	23,731	18,000
001.1400.380000	Other Sources	-	-	-	-
001.1400.380001	Fund Balance/Net Position Carryover Used	-	2,143,723	-	-
001.1400.382000	Transfer from Building Fund	-	-	-	-
001.1400.384001	Transfer from Parking Fund	1,800,000	-	-	-
103.1400.380000	Administrative Services Alloc	487,162	839,900	839,900	1,677,000
103.1400.380001	Fund Balance/Net Position Carryover Used	-	-	-	-
901.1400.364000	Sale/Disposition of Capital Assets	-	-	-	-
901.1400.366000	Donations	-	-	-	-
901.1400.382001	Transfer from Enterprise Funds	-	-	-	-
Revenues & Other Inflows Total		14,801,621	15,088,396	13,690,829	11,221,540

ACCOUNT		FY 2023 ACTUAL	FY 2024 BUDGET	FY 2024 PROJECTED	FY 2025 BUDGET
Expenses & Other Outflows					
001.1400.531003	Computer Hardware Support Svcs	-	-	-	-
001.1400.531005	IT Services	-	-	-	-
001.1400.531011	Software Support Services	5,073	15,000	1,364	15,000
001.1400.534000	Contractual Service	111,242	150,000	128,551	145,000
001.1400.540000	Travel & Training	-	-	-	-
001.1400.541000	Cellular Telephone	-	-	-	-
001.1400.542000	Postage	-	-	-	-
001.1400.543000	Utilities	12,606	15,000	13,884	12,500
001.1400.543001	Electric - Buildings	35,035	40,000	30,530	37,000
001.1400.543009	Solid Waste Disposal	3,500	6,000	6,716	7,500
001.1400.543010	Telephone	24,902	37,500	26,673	35,000
001.1400.544000	Rentals & Leases	38,893	17,000	10,243	16,000
001.1400.544004	Rentals & Leases Contra Expense - GASB 87/96	36,482	-	-	-
001.1400.545000	General Insurance	125,787	200,000	191,728	230,000
001.1400.546002	Maint Other Equipment	6,805	6,000	3,491	5,500
001.1400.546003	Maintenance Building	65,233	80,000	46,763	65,000
001.1400.546010	Maintenance Streets	-	-	-	-
001.1400.547000	Printing and Binding	-	500	1,229	1,500
001.1400.548000	Promotions & Pub Rltns	79	5,000	112	2,000
001.1400.548001	Christmas Decorations	29,091	40,000	33,000	35,000
001.1400.548002	Fireworks	30,000	32,000	32,000	35,000
001.1400.548004	Other Contributions & Donations	-	-	-	-
001.1400.549008	Bad Debt Expense	88	-	1,180	-
001.1400.549999	Pending Expenditures	-	-	-	-
001.1400.551000	Office Supplies	6,078	9,000	3,928	7,500
001.1400.552000	Departmental Supplies	2,981	3,000	9,742	8,000
001.1400.554000	Dues & Subscriptions	587	1,500	887	1,200
001.1400.563000	Capital Improvements	-	-	-	-
001.1400.563001	Gulf Blvd. Improvements	-	-	-	-
001.1400.563003	Municipal Complex Reconstrux	-	-	-	-
001.1400.564000	Capital Equipment	36,408	-	-	-
001.1400.568000	Capital Outlay - Leasing Activities	-	-	-	-
001.1400.571003	Lease Principal Payment	34,840	-	-	-
001.1400.572002	Interest Expense - Leases	1,642	-	-	-
001.1400.582002	Gulf Beaches Library	68,034	93,241	94,000	102,355
001.1400.591002	Transfer to Debt Service Fund	297,950	300,000	100,134	299,125
001.1400.591004	Transfer to Stormwater Fund	1,490,000	1,495,000	-	1,495,250
001.1400.591007	Transfer to Archibald Fund	1,750,000	2,500,000	-	-
001.1400.599002	Budgeted Contingency	-	13,000	-	15,000
Expenses & Other Outflows Total		4,213,337	5,058,741	736,154	2,570,430

PARKS

Overview: The leisure services provided to the community through the Parks Department are intended to enhance the quality of life for the residents and visitors. The Parks Department is responsible for the maintenance, operation, and preservation of all City parks, beaches, and open public spaces. Funding for the operation of the Parks Department originates from both the General Fund and Archibald Fund.

PARKS

ACCOUNT		FY 2023 ACTUAL	FY 2024 BUDGET	FY 2024 PROJECTED	FY 2025 BUDGET
Expenses & Other Outflows					
001.4900.534000	Contractual Service	-	65,000	-	-
001.4900.543001	Electric - Buildings	-	-	232	350
001.4900.543009	Solid Waste Disposal	16,000	20,000	22,386	18,000
001.4900.543012	Water Service - Medians	5,931	5,000	5,736	6,000
001.4900.543013	Water Service - Parks	33,066	30,000	18,619	24,000
001.4900.545000	General Insurance	8,364	14,000	15,255	18,000
001.4900.552005	Gasoline & Oil	394	1,000	-	500
001.4900.563000	Capital Improvements	-	-	-	-
001.4900.599002	Budgeted Contingency	-	3,000	-	1,500
Expenses & Other Outflows Total		63,755	138,000	62,228	68,350

PUBLIC WORKS ADMINISTRATION

Overview: The Public Works Department is responsible for the development, operation, maintenance and engineering of streets, beaches, parks, drainage systems and refuse pickup and disposal. Public Works personnel are assigned to the construction, maintenance, and repair of City infrastructure. Public Works activities are intended to ensure the health, safety, and welfare of the community. The services provided by the Public Works Department are as follows: The Streets Division provides well maintained streets to ensure safety and efficiency for all City owned streets and parking lots. The Sanitation Division helps ensure the health and safety of the community by keeping the environment free from hazard and unsightliness. The Stormwater Division develops and maintains the infrastructure system that enhances water quality and preserves the environment for the health and safety of the general public. The Parks and Recreation Department enhances the quality of life for citizens and visitors of each park and City owned property.

FY '24 Accomplishments:

- Improved communications at a county and state level
- Working on grant opportunities for City's infrastructure.
- Gulf Blvd undergrounding final phase has begun, anticipated completion February 2024

FY '25 Goals and Objectives:

- Infrastructure
- Internal and External Communications
- Financial Sustainability
- Human Capital

ACCOUNT		FY 2023 ACTUAL	FY 2024 BUDGET	FY 2024 PROJECTED	FY 2025 BUDGET
Expenses & Other Outflows					
001.3000.512000	Salaries & Wages	209,668	196,609	202,619	250,700
001.3000.514000	Overtime	6,001	1,681	2,540	1,100
001.3000.521000	Social Security	16,509	15,169	15,376	19,800
001.3000.522001	ICMA 401(a) Plan	19,807	-	7,296	2,300
001.3000.522002	FRS - Regular Class	-	26,680	157,834	14,660
001.3000.522003	FRS - DROP	-	-	2,677	26,500
001.3000.523000	Group Insurance	23,279	56,000	26,013	50,400
001.3000.524000	Worker's Compensation	5,124	5,443	4,542	9,300
001.3000.531000	Professional Services	6,300	5,000	4,471	5,000
001.3000.531011	Software Support Services	-	3,500	205	-
001.3000.540000	Travel & Training	6,476	5,000	4,358	5,000
001.3000.541000	Cellular Telephone	1,747	1,500	1,716	1,800
001.3000.542000	Postage	116	-	44	500
001.3000.543001	Electric - Buildings	341	1,000	239	1,000
001.3000.543010	Telephone	1,224	1,500	1,560	1,500
001.3000.544000	Rentals & Leases	15,166	20,000	16,496	20,000
001.3000.545000	General Insurance	31,810	-	55,185	80,000
001.3000.546001	Maintenance Auto Equipment	5,720	5,000	17,941	5,000
001.3000.546002	Maint Other Equipment	3,313	5,000	3,240	5,000
001.3000.546003	Maintenance Building	2,000	5,000	1,063	5,000
001.3000.546010	Maintenance Streets	32,530	100,000	7,636	100,000
001.3000.546011	Maintenance Signs & Signals	7,506	30,000	4,033	30,000
001.3000.546017	Gulf Blvd Undergrounding	3,378,737	1,000,000	217,861	625,380
001.3000.551000	Office Supplies	707	1,500	896	1,500
001.3000.552000	Departmental Supplies	7,848	7,500	8,492	7,500
001.3000.552002	Flag Supplies	-	2,000	-	2,000
001.3000.552003	Tools	8,261	7,500	4,132	7,500
001.3000.552004	Uniforms	847	800	613	800
001.3000.552005	Gasoline & Oil	6,651	8,000	6,753	8,000
001.3000.554000	Dues & Subscriptions	73	1,000	559	500
001.3000.563000	Capital Improvements	3,475	-	-	-
001.3000.564000	Capital Equipment	-	75,000	61,426	-
001.3000.599002	Budgeted Contingency	-	30,000	-	25,000
103.3000.563000	Capital Improvements	-	1,950,000	-	1,000,000
103.3000.564000	Capital Equipment	-	-	-	-
Expenses & Other Outflows Total		3,801,237	3,567,382	837,817	2,312,740

RECREATION

Overview: The City of Madeira Beach Recreation Department provides programs to enrich the lives of the residents and visitors in the community. The leisure services offered by the Recreation Department include providing safe, healthy, and diverse opportunities for the residents of and visitors to Madeira Beach while maintaining quality facilities and events that meet the growing needs of the community.

The services provided by the Recreation Department are as follows: athletics, after-school care, summer camp, fitness classes and programing, senior programing, facility rentals, community events, special event permitting, and day-to-day park and facility maintenance.

FY '24 Accomplishments:

- Fitness Center open to the public. Upgraded software and processes to make accessibility simpler and thus able to be utilized by residents.
- Sustainability - Solar drawings completed. Future of project still in progress but has moved forward.
- Park Beautification - Waterfall renovated and repaired to ensure proper operation. Dog park renovations and clean up improved look and use of the dog park.

FY '25 Goals and Objectives:

- Marketing and Advertising Growth - Identify areas of marketing and advertising with the best ROI.
- Recreation Booklet Growth – Online publication with full listing and details on all activities and events for the year. Similar to ‘The Wave’ that was previously distributed but Recreation and content focused.
- Sustainability – The Recreation Department will be working on the solar project that was identified as a goal by the board of commissioners. The project, partnered with others, will look to lower our electricity expenses and make the city more efficient.
- Return on Investment – Research and identify cost recovery strengths and weaknesses within the Recreation Program offerings. Identify consistant areas of expenditures as well as most common unplanned purchase categories.

RECREATION

ACCOUNT	FY 2023 ACTUAL	FY 2024 BUDGET	FY 2024 PROJECTED	FY 2025 BUDGET
Revenues & Other Inflows				
001.5000.324610	-	-	-	-
001.5000.324620	-	-	-	-
001.5000.347501	41,486	30,000	58,000	45,000
001.5000.347502	116,744	105,000	112,000	105,000
001.5000.347503	75,400	85,000	95,000	95,000
001.5000.347504	49,630	45,000	40,450	45,000
001.5000.347505	8,845	15,000	47,000	30,000
001.5000.347506	10,000	10,000	11,193	10,000
001.5000.347507	-	-	-	-
001.5000.347508	70,098	40,000	53,837	40,000
105.5000.324610	92,389	100,000	176,886	125,000
105.5000.324620	1,555	3,000	7,719	1,500
105.5000.361100	3,806	-	-	5,300
Revenues & Other Inflows Total	469,953	433,000	602,085	501,800

ACCOUNT		FY 2023 ACTUAL	FY 2024 BUDGET	FY 2024 PROJECTED	FY 2025 BUDGET
Expenses & Other Outflows					
001.5000.512000	Salaries & Wages	409,549	481,341	449,290	473,000
001.5000.514000	Overtime	19,203	6,837	22,827	26,200
001.5000.521000	Social Security	32,747	37,346	35,242	39,800
001.5000.522001	ICMA 401(a) Plan	24,964	27,322	7,457	-
001.5000.522002	FRS - Regular Class	-	-	170,752	70,200
001.5000.522003	FRS - DROP	-	-	-	-
001.5000.523000	Group Insurance	55,813	100,000	65,611	72,000
001.5000.524000	Worker's Compensation	3,460	3,054	3,578	5,100
001.5000.525000	Unemployment Compensation	-	-	-	-
001.5000.531000	Professional Services	6,565	20,000	7,168	7,000
001.5000.531011	Software Support Services	9,769	10,000	13,724	15,000
001.5000.534000	Contractual Service	72,752	60,000	76,218	75,000
001.5000.534001	Athletic Programming	25,887	40,000	29,949	40,000
001.5000.534006	MB Little League	17,149	10,000	8,264	10,000
001.5000.534007	Recreation Instructors	18,741	15,000	25,990	20,000
001.5000.534009	Senior Programming	11,818	12,000	18,087	15,000
001.5000.534010	Temporary Services	1,960	5,000	-	2,500
001.5000.534012	Umpires & Officials	9,403	15,000	7,460	10,000
001.5000.540000	Travel & Training	4,187	5,000	3,307	5,000
001.5000.541000	Cellular Telephone	1,113	2,000	958	2,000
001.5000.542000	Postage	59	200	21	200
001.5000.543001	Electric - Buildings	13,086	12,000	10,158	12,000
001.5000.543002	Electric - Ball Fields	15,896	23,000	15,675	20,000
001.5000.543009	Solid Waste Disposal	5,900	7,500	8,395	8,000
001.5000.543010	Telephone	2,878	4,500	3,578	3,000
001.5000.544000	Rentals & Leases	21,280	30,000	18,385	30,000
001.5000.545000	General Insurance	27,114	30,000	47,896	27,500
001.5000.546001	Maintenance Auto Equipment	5,945	3,000	5,276	5,000
001.5000.546002	Maint Other Equipment	9,655	3,000	4,038	5,000
001.5000.546003	Maintenance Building	23,401	25,000	30,412	17,725
001.5000.546008	Maintenance Grounds/Parks	71,023	85,000	68,257	85,000
001.5000.547000	Printing and Binding	2,931	6,000	1,579	6,000
001.5000.548000	Promotions & Pub Rltns	160,013	150,000	199,458	258,225
001.5000.549001	Bank Service Charges	9,892	8,000	11,795	10,000
001.5000.549003	Cash Short (Over)	2	-	16	-
001.5000.549007	Licenses & Permits	128	200	419	500
001.5000.551000	Office Supplies	890	2,000	522	2,000
001.5000.551001	Supplies-After School Program	9,421	12,000	7,240	12,000
001.5000.551002	Supplies-Summer Program	23,237	20,000	20,203	25,000
001.5000.552000	Departmental Supplies	21,107	30,000	22,303	55,000
001.5000.552004	Uniforms	2,486	3,000	1,056	2,000
001.5000.552005	Gasoline & Oil	7,087	8,000	6,665	8,000
001.5000.554000	Dues & Subscriptions	405	750	193	150
001.5000.563000	Capital Improvements	60,156	125,000	206,330	150,000
001.5000.564000	Capital Equipment	40,388	-	12,996	-
001.5000.599002	Budgeted Contingency	-	26,000	-	26,000
103.5000.552000	Department Supplies	4,158	-	-	-
103.5000.563000	Capital Improvements	61,300	555,000	55,079	700,000
103.5000.564000	Capital Equipment	6,730	200,000	-	65,000
105.5000.563000	Capital Improvements	-	-	10,185	-
105.5000.564000	Capital Equipment	-	-	-	45,000
Expenses & Other Outflows Total		1,331,647	2,219,050	1,714,012	2,466,100

ARCHIBALD PARK FUND

Overview: The Archibald Fund is a special revenue fund that was established in 2014. It is intended to illustrate the extent to which revenues collected at Archibald Memorial Beach park are expended for Parks and Recreation services, in accordance with National Park Service precedent and Resolution 03.13 adopted by the City in June 2003. The Archibald Fund is used for the maintenance for every park in the city along with the maintenance of the beach.

FY '24 Accomplishments:

- Collectively working with all agencies to protect wildlife and marine life on the beaches.
- Planning for future park projects to simplify and beautify.
- Beach Groin project started and anticipated completion in February 2025

FY '25 Goals and Objectives:

- Infrastructure
- Financial Sustainability
- Human Capital

ARCHIBALD PARK FUND

ACCOUNT	FY 2023 ACTUAL	FY 2024 BUDGET	FY 2024 PROJECTED	FY 2025 BUDGET
Revenues & Other Inflows				
110.9910.335380 State Appropriations - Physical Environment	36,766	1,750,000	-	1,451,000
110.9910.344507 Archibald Beach Parking Meters	637,135	650,000	572,241	550,000
110.9910.347202 Beach Walkover Chair Rentals	12,000	-	13,431	12,000
110.9910.347509 Concession-Snack Shack	105,311	100,000	104,730	110,000
110.9910.361100 Interest Earnings	35,517	30,000	51,403	27,000
110.9910.362007 Lease Revenue	85,397	-	-	-
110.9910.362008 Rentals & Leases - Contra Revenue	88,767	-	-	-
110.9910.369900 Other Miscellaneous Revenues	-	-	8,954	-
110.9910.369903 Refund Prior Year Expenses	-	-	-	-
110.9910.380000 Other Sources	-	-	-	-
110.9910.380001 Fund Balance/Net Position Carryover Used	-	664,356	-	-
110.9910.381001 Transfer from General Fund	1,750,000	2,500,000	-	-
110.9910.384001 Other Financing Sources - Leasing Activities	-	-	-	-
Revenues & Other Inflows Total	2,750,892	5,694,356	750,760	2,150,000

ACCOUNT		FY 2023 ACTUAL	FY 2024 BUDGET	FY 2024 PROJECTED	FY 2025 BUDGET
Expenses & Other Outflows					
110.9910.512000	Salaries & Wages	172,623	175,701	154,900	188,400
110.9910.514000	Overtime	10,751	2,445	8,851	20,000
110.9910.521000	Social Security	13,878	13,628	12,174	16,400
110.9910.522001	ICMA 401(a) Plan	7,757	10,467	3,025	-
110.9910.522002	FRS - Regular Class	6,775	8,060	50,507	29,400
110.9910.522003	FRS - DROP	5,466	-	-	-
110.9910.523000	Group Insurance	40,290	80,000	48,763	72,000
110.9910.524000	Worker's Compensation	3,458	3,602	3,548	6,000
110.9910.531000	Professional Services	3,925	-	-	-
110.9910.534000	Contractual Service	21,167	20,000	21,136	25,000
110.9910.534002	Contract Serv-Causeway Park	2,564	4,000	2,305	4,000
110.9910.534003	Contract Service-South Bch Pk.	13,492	15,000	13,179	15,000
110.9910.534010	Temporary Services	1,580	-	-	5,000
110.9910.540000	Travel & Training	160	1,000	-	1,000
110.9910.541000	Cellular Telephone	424	500	353	500
110.9910.543004	Electric - Park Restrooms	5,248	5,500	4,565	5,500
110.9910.543006	Electric - Sprinklers	5,462	7,500	4,153	5,500
110.9910.543009	Solid Waste Disposal	16,000	16,000	17,908	16,000
110.9910.543011	Water Service - Buildings	14,348	14,000	12,402	14,000
110.9910.543013	Water Service - Parks	1,407	5,000	105	1,500
110.9910.544000	Rentals & Leases	6,063	7,000	7,280	7,000
110.9910.544004	Rentals & Leases Contra Expense - GASB 87/9	5,517	-	-	-
110.9910.545000	General Insurance	9,954	-	18,679	26,000
110.9910.546001	Maintenance Auto Equipment	828	2,500	4,566	3,000
110.9910.546002	Maint Other Equipment	2,320	5,000	1,822	5,000
110.9910.546004	Maint Building DAV	4,408	15,000	12,282	15,000
110.9910.546005	Maintenance - Palm Trees	15,628	40,000	37,121	40,000
110.9910.546007	Maintenance Beach & Seawall	9,785	17,000	39,220	70,000
110.9910.546008	Maintenance Grounds/Parks	235,756	284,000	118,568	250,000
110.9910.549001	Bank Service Charges	243	-	-	-
110.9910.552000	Departmental Supplies	8,481	20,000	7,529	10,000
110.9910.552003	Tools	355	1,500	1,269	1,500
110.9910.552004	Uniforms	194	750	254	750
110.9910.552005	Gasoline & Oil	3,544	3,500	2,845	3,500
110.9910.554000	Dues & Subscriptions	95	1,000	106	1,000
110.9910.563000	Capital Improvements	148,079	4,775,000	1,660,917	3,530,000
110.9910.564000	Capital Equipment	26,169	60,000	57,218	25,000
110.9910.568000	Capital Outlay - Leasing Activities	-	-	-	-
110.9910.571003	Lease Principal Payment	5,395	-	-	-
110.9910.572002	Interest Expense - Leases	122	-	-	-
110.9910.591001	Administrative Services	52,617	60,900	68,164	97,300
110.9910.599002	Budgeted Contingency	-	15,000	-	15,000
Expenses & Other Outflows Total		882,329	5,690,553	2,395,714	4,525,250

BUILDING FUND

Overview: The Building Department's mission is to administer and enforce the current Florida Building Codes and the International Property Maintenance Codes for new and existing building construction, renovation, remodeling and also fire. The Building goals are accomplished by various inspections all through the construction phase to ensure the facility meets the code; conducting a final inspection before the structure is occupied; coordinating with Community Development for plans review; assisting in FEMA – National Flood Insurance Program compliance and review; adherence to the NPDES Standard Operating Procedures for storm-water management and the Building Department Standard Operating Procedure.

The Building Department also implements review for city codes relating to building; issues business tax receipts, provides rental property inspections; monitors the city for neighborhood integrity, safety and aesthetics; processes violations for code compliance; coordinates with Sheriff's Office for code compliance; and staffs the Special Magistrate Meeting for code compliance.

FY '24 Accomplishments:

- Successfully implemented the "Open" office hours to offer in-person assistance in processing building permits.
- The city staff such as the Building Official and Community Development Engineer, have been made available to provide in-
- The building department successfully implemented a paperless system.
- Successfully implemented the "Open" office hours to offer in-person assistance in processing building permits.
- The city staff such as the Building Official and Community Development Engineer, have been made available to provide in-
- The building department successfully implemented a paperless system.

FY '25 Goals and Objectives:

- To cross-train staff members to improve departmental coverage and enable position filling when needed.
- Work to better utilise the new boat for city code compliance personnel including operating and training skills on the water.
- To complete the satellite office, which will serve as a cohesive safe space for our code compliance personnel and county deputies.

The building department wants to go paperless. All permit applications and supporting documentation will be accepted through our online permitting software. A workstation has been added to our front lobby for customer use.

BUILDING

ACCOUNT	FY 2023 ACTUAL	FY 2024 BUDGET	FY 2024 PROJECTED	FY 2025 BUDGET
Revenues & Other Inflows				
125.5240.322000 Building Permits	785,848	1,300,000	1,087,729	1,300,000
125.5240.322901 Plan Review	200	-	560	-
125.5240.329103 Reinspection Fees	-	-	-	-
125.5240.329104 Milestone Inspection Fee	-	-	-	-
125.5240.329501 Applications/Fees	2,250	-	7,331	5,000
125.5240.361100 Interest Earnings	56,531	30,000	57,594	38,500
125.5240.369900 Other Miscellaneous Revenues	1,786	1,500	2,250	1,500
125.5240.369903 Refund Prior Year Expenses	-	-	-	-
125.5240.369906 Insurance Proceeds	-	-	-	-
125.5240.380000 Other Sources	-	-	-	-
125.5240.380001 Fund Balance/Net Position Carryover	-	-	-	-
Revenues & Other Inflows Total	846,614	1,331,500	1,155,464	1,345,000

ACCOUNT	FY 2023 ACTUAL	FY 2024 BUDGET	FY 2024 PROJECTED	FY 2025 BUDGET	
Expenses & Other Outflows					
125.5240.512000	Salaries & Wages	335,782	426,311	383,079	441,200
125.5240.514000	Overtime	189	-	6	1,000
125.5240.521000	Social Security	24,782	32,613	28,029	34,700
125.5240.522001	ICMA 401(a) Plan	26,651	15,104	15,938	14,325
125.5240.522002	FRS - Regular Class	-	35,077	54,069	39,850
125.5240.522003	FRS - DROP	-	-	-	-
125.5240.523000	Group Insurance	57,873	128,000	92,673	112,500
125.5240.524000	Worker's Compensation	7,285	7,540	6,272	2,950
125.5240.525000	Unemployment Compensation	-	-	-	-
125.5240.531000	Professional Services	19,509	20,000	3,786	15,000
125.5240.531011	Software Support Services	46,713	36,000	35,546	50,000
125.5240.531012	Special Magistrate	6,051	5,000	6,319	6,000
125.5240.531013	Code Enforcement Services	-	1,000	-	1,000
125.5240.534000	Contractual Service	-	-	-	-
125.5240.534009	Senior Programming	-	-	-	-
125.5240.540000	Travel & Training	4,734	7,500	6,274	7,500
125.5240.541000	Cellular Telephone	7,063	3,500	5,731	5,000
125.5240.542000	Postage	7	-	106	-
125.5240.543010	Telephone	-	-	231	500
125.5240.544000	Rentals & Leases	2,770	4,000	1,725	4,000
125.5240.545000	General Insurance	6,132	9,000	8,486	9,000
125.5240.546001	Maintenance Auto Equipment	6,452	10,000	12,089	15,000
125.5240.549001	Bank Service Charges	9,914	15,000	2,852	10,000
125.5240.549003	Cash Short (Over)	23	-	-	-
125.5240.549999	Pending Expenditures	-	-	-	10,000
125.5240.551000	Office Supplies	14,800	20,000	5,746	20,000
125.5240.552003	Tools	1,220	2,500	892	2,500
125.5240.552004	Uniforms	833	1,000	416	1,000
125.5240.552005	Gasoline & Oil	2,820	5,000	1,160	2,500
125.5240.554000	Dues & Subscriptions	729	2,500	420	2,500
125.5240.562000	Buildings	-	700,000	-	500,000
125.5240.563000	Capital Improvements	26,055	-	197,821	175,000
125.5240.564000	Capital Equipment	27,720	91,000	122,607	-
125.5240.591001	Administrative Services	169,172	202,600	226,766	272,200
125.5240.591006	Transfer to General Fund	-	-	-	-
125.5240.599002	Budgeted Contingency	-	16,000	-	20,000
Expenses & Other Outflows Total		805,281	1,796,245	1,219,038	1,775,225

DEBT SERVICE FUND

Overview: The Debt Service Fund is a special revenue fund that was established in FY 2016. Governmental fund debt service obligations are expended through this fund via interfund transfers. Fund balance includes any reserves that have been committed by the Board of Commissioners for the purpose of retiring outstanding debt (i.e., exercising future redemption options).

DEBT SERVICE FUND

ACCOUNT	FY 2023 ACTUAL	FY 2024 BUDGET	FY 2024 PROJECTED	FY 2025 BUDGET
Revenues & Other Inflows				
170.5170.361100 Interest Earnings	20,005	20,000	21,554	14,500
170.5170.380000 Other Sources	-	-	-	-
170.5170.380001 Fund Balance/Net Position Carri	-	-	-	-
170.5170.381001 Transfer from General Fund	297,950	300,000	127,214	299,125
170.5170.381006 Transfer from LGIS Fund	-	-	-	-
Revenues & Other Inflows Total	317,955	320,000	148,768	313,625
Expenses & Other Outflows				
170.5170.571000 Debt Service - Principal	115,000	125,000	-	125,000
170.5170.572000 Debt Service - Interest	182,950	205,000	100,134	195,000
Expenses & Other Outflows Total	297,950	330,000	100,134	320,000

GAS TAX FUND

The Gas Tax Fund is a special revenue fund that was established in FY 2016. It reports the municipal fuel tax portion of State Revenue Sharing, as well as the City's share of Pinellas County's local option gas tax. Proceeds are to be spent on transportation-related services, such as the maintenance, operation, and safety of public roadways.

GAS TAX

ACCOUNT	FY 2023 ACTUAL	FY 2024 BUDGET	FY 2024 PROJECTED	FY 2025 BUDGET
Revenues & Other Inflows				
150.5410.312410 Local Option Gas Tax	57,377	60,000	53,518	55,000
150.5410.335125 State Revenue Sharing	43,351	50,000	39,618	41,000
150.5410.361100 Interest Earnings	4,132	3,500	3,518	2,500
150.5410.380000 Other Sources	-	-	-	-
150.5410.380001 Fund Balance/Net Position Carryc	-	-	-	-
Revenues & Other Inflows Total	104,859	113,500	96,654	98,500
Expenses & Other Outflows				
150.5410.543007 Electric - Street Lights	110,427	112,000	98,713	115,000
150.5410.543008 Electric - Traffic Signals	6,689	7,000	5,051	8,000
150.5410.546010 Maintenance Streets	-	5,000	-	-
150.5410.546011 Maintenance Signs & Signals	6,077	10,000	2,686	8,500
150.5410.599002 Budgeted Contingency	-	3,000	-	5,000
Expenses & Other Outflows Total	123,193	137,000	106,450	136,500

IMPACT FEE FUND

The impact fee fund is used to report the collection of transportation, public safety, and recreation impact fees and expend amounts collected in accordance with legal and statutory requirements.

IMPACT FEE FUND

ACCOUNT	FY 2023 ACTUAL	FY 2024 BUDGET	FY 2024 PROJECTED	FY 2025 BUDGET	
Revenues & Other Inflows					
105.3100.324310	Impact Fees - Residential - Transportation	11,646	15,000	22,334	20,000
105.3100.324311	Transportation Residential Impact Fees - Pinellas	2,481	-	-	18,000
105.3100.324320	Impact Fees - Commercial - Transportation	196	500	975	300
105.3100.324321	Transportation Commercial Impact Fees - Pinellas	-	-	-	7,500
105.3100.361100	Interest Earnings	609	-	-	1,200
105.4000.324110	Impact Fees - Residential - Public Safety	4,658	6,000	8,934	6,500
105.4000.324120	Impact Fees - Commercial - Public Safety	79	500	390	250
105.4000.361100	Interest Earnings	192	-	-	300
105.5000.324610	Impact Fees - Residential - Culture/Recreation	92,389	100,000	176,886	125,000
105.5000.324620	Impact Fees - Commercial - Culture/Recreation	1,555	3,000	7,719	1,500
105.5000.361100	Interest Earnings	3,806	-	-	5,300
Revenues & Other Inflows Total		117,611	125,000	217,237	185,850

ACCOUNT	FY 2023 ACTUAL	FY 2024 BUDGET	FY 2024 PROJECTED	FY 2025 BUDGET	
Expenses & Other Outflows					
105.3100.563000	Capital Improvements	-	-	-	-
105.3100.564000	Capital Equipment	-	-	-	-
105.4000.563000	Capital Improvements	-	-	-	-
105.4000.564000	Capital Equipment	-	-	-	-
105.5000.563000	Capital Improvements	-	-	10,185	-
105.5000.564000	Capital Equipment	-	-	-	45,000
Expenses & Other Outflows Total		-	-	10,185	45,000

LOCAL OPTION SALES TAX FUND

Overview: The Local Option Sales Tax Fund generates revenue through Pinellas County's 1% sales surtax program

LOCAL OPTION SALES TAX

ACCOUNT	FY 2023 ACTUAL	FY 2024 BUDGET	FY 2024 PROJECTED	FY 2025 BUDGET
Revenues & Other Inflows				
103.1400.380000 Other Sources	-	-	-	-
103.1400.380001 Fund Balance/Net Position Carry	-	2,083,879	-	-
103.9000.312600 7th Cent Sales Tax Revenue	664,103	671,121	603,730	659,000
103.9000.361100 Interest Earnings	95,004	75,000	111,967	75,000
Revenues & Other Inflows Total	759,107	2,830,000	715,697	734,000
Expenses & Other Outflows				
103.3000.563000 Capital Improvements	-	1,950,000	-	1,000,000
103.3000.564000 Capital Equipment	-	-	-	-
103.4000.563000 Capital Improvements	583,723	-	-	-
103.4000.564000 Capital Equipment	659,055	125,000	96,956	69,000
103.5000.552000 Department Supplies	4,158	-	-	-
103.5000.563000 Capital Improvements	61,300	555,000	55,079	700,000
103.5000.564000 Capital Equipment	6,730	200,000	-	65,000
103.8000.563000 Capital Improvements	11,700	-	471,239	1,000,000
103.9000.563000 Capital Improvements	-	-	-	-
103.9000.564000 Capital Equipment	-	-	-	-
103.9000.591002 Transfer to Debt Service Fund	-	-	-	-
103.9000.599002 Budgeted Contingency	-	-	-	-
Expenses & Other Outflows Total	1,326,666	2,830,000	623,274	2,834,000

MARINA

Overview: The marina includes the operation of the City's marina and ship store on 150th Avenue. The marina is located on Boca Ciega Bay, providing quick access to the Gulf of Mexico through world famous John's Pass. The marina features wet and dry slips available for lease to the public on a first come first serve basis. The Ship store sells live and frozen bait, tackle, snack food, beverages, propane fuel refill or bottles, recreational 90 fuel and diesel fuel and various items for the convenience of boaters. Marina operation support the citizens and visitors to Madeira Beach and provide a safe and convenient access to the community's waterways.

FY '24 Accomplishments:

Infrastructure

- Completed Digital Information Sign Project.
- Improved the outside balcony area.
- Restriped Dry Storage parking area.
- Increased inventory to the Marina ship store.
- Expanded live bait selection.
- Purchased an event beverage vending trailer. Wrapped it with the Marina logo and information to help advertise the Marina.
- Completed the process of engineering and design for the Marina Sea Wall project. Project will start FY2025.

Public Safety and Health

- Maintained compliance with the Florida Clean Marina and the Clean Vessel act.
- Executed a Clean Vessel Act Maintenance Grant for the two marine sanitation systems at the Marina, through the FDEP.
- Expanded and grew interest in our Amphibious Waterway Cleanup. This tournament style trash cleanup creates a fun and unique way to get the community involved in cleaning up our waterways, while raising awareness for the future stewards of our environment.

FY '25 Goals and Objectives:

New income opportunities utilizing current staff and infrastructure.

- Increase Transient boating business through advertisement and speaking with local hotels and rentals to make them aware of the services
- Expand inventory throughout the store.

Enhance the public safety, ascetics, and overall image of the Marina.

- Complete sea wall project.
- Investigate the undergrounding of the power lines inside the Marina.
- Continue to grow the Grunt Hunt and Trash Cleanup tournaments.
- Install shower doors in bathrooms.
- Investigate and execute ways to make the Marina more inviting to the "passing buy" public on 150th Avenue.
- Expand the Marina's involvement in local events and charities.

MARINA

ACCOUNT		FY 2023 ACTUAL	FY 2024 BUDGET	FY 2024 PROJECTED	FY 2025 BUDGET
Revenues & Other Inflows					
405.9300.335380	State Appropriations - Physical Environment	-	-	-	70,000
405.9300.347500	ATM Service Charge	187	250	176	200
405.9300.347901	Unleaded Fuel Sales	2,742,762	3,500,000	2,466,619	3,000,000
405.9300.347902	Diesel Sales	108,458	200,000	110,343	200,000
405.9300.347903	Diesel - Commerical	439,482	500,000	358,252	500,000
405.9300.347904	Purchases Fuel	(2,539,721)	(3,000,000)	(2,096,033)	(2,500,000)
405.9300.347905	Propane Sales	2,345	4,000	2,136	3,500
405.9300.347906	Propane - Exempt	538	800	161	500
405.9300.347907	Purchases Propane	(1,841)	(2,500)	(1,451)	(2,500)
405.9300.347908	Misc Store Income-Taxable	290,426	350,000	297,206	350,000
405.9300.347909	Misc Store Income-Non Taxable	3,336	2,500	2,903	2,500
405.9300.347910	Purchases Store	(194,707)	(250,000)	(193,062)	(250,000)
405.9300.347911	Dry Storage Fees	133,365	160,000	139,426	160,000
405.9300.347912	Transient Rentals	96,429	120,000	91,073	120,000
405.9300.347913	Marina Slip Rent	275,058	250,000	271,227	250,000
405.9300.347914	Annual Fishing Tournament	26,413	20,000	34,880	20,000
405.9300.347915	Land & Sea Sales	-	-	-	-
405.9300.347916	Late Fees	-	-	-	-
405.9300.347917	Boat Ramp Parking	8,733	7,000	7,488	7,000
405.9300.361100	Interest Earnings	125,080	50,000	151,052	99,000
405.9300.364000	Sale/Disposition of Capital Assets	-	-	-	-
405.9300.369900	Other Miscellaneous Revenues	0	100	-	-
405.9300.369903	Refund Prior Year Expenses	-	-	-	-
405.9300.369904	Sales Tax Collection Allowance	360	400	369	-
405.9300.369912	Boat Ramp Fees	60	1,000	-	-
405.9300.369913	Commission - Laundry Equipment	909	1,000	875	1,000
405.9300.380000	Other Sources	-	-	-	-
405.9300.380001	Fund Balance/Net Position Carryover Used	-	-	-	-
405.9300.381002	Transfer from Sanitation Fund	-	-	-	-
405.9300.381003	Transfer from Stormwater Fund	-	-	-	-
405.9300.389201	Federal Grant - Clean Vessel	-	-	5,016	-
405.9300.389801	Asset Transfer In from Governmental Activities	-	-	-	-
Revenues & Other Inflows Total		1,517,673	1,914,550	1,648,656	2,031,200

ACCOUNT	FY 2023 ACTUAL	FY 2024 BUDGET	FY 2024 PROJECTED	FY 2025 BUDGET
Expenses & Other Outflows				
405.9300.512000 Salaries & Wages	218,766	240,905	217,224	242,900
405.9300.514000 Overtime	21,531	22,000	22,284	20,000
405.9300.521000 Social Security	18,174	18,475	18,117	20,700
405.9300.522001 ICMA 401(a) Plan	19,648	21,291	14,753	13,600
405.9300.522002 FRS - Regular Class	-	-	50,852	14,700
405.9300.522003 FRS - DROP	-	-	-	-
405.9300.523000 Group Insurance	54,700	90,000	58,133	72,000
405.9300.524000 Worker's Compensation	3,703	4,264	4,195	5,400
405.9300.531000 Professional Services	168	1,000	-	1,000
405.9300.531011 Software Support Services	1,459	3,000	1,177	3,500
405.9300.534000 Contractual Service	5,008	15,000	5,913	6,000
405.9300.540000 Travel & Training	13	4,000	-	4,000
405.9300.541000 Cellular Telephone	831	1,500	805	860
405.9300.542000 Postage	7	200	10	200
405.9300.543000 Utilities	28,015	28,000	21,596	24,000
405.9300.543001 Electric - Buildings	17,490	17,000	14,610	20,000
405.9300.543003 Electric - Docks	16,537	20,000	12,004	20,000
405.9300.543009 Solid Waste Disposal	6,000	10,000	11,193	11,000
405.9300.543010 Telephone	4,557	7,500	5,044	5,000
405.9300.544000 Rentals & Leases	-	1,000	-	1,000
405.9300.544001 Submerged Land Lease	3,704	5,000	5,213	6,000
405.9300.545000 General Insurance	13,675	20,000	17,987	17,000
405.9300.546001 Maintenance Auto Equipment	806	1,500	26	1,500
405.9300.546002 Maint Other Equipment	3,203	4,000	2,425	5,000
405.9300.546003 Maintenance Building	8,972	10,000	6,066	10,000
405.9300.546008 Maintenance Grounds/Parks	3,137	5,000	3,088	5,000
405.9300.546014 Marina Maintenance	14,880	18,000	30,975	22,000
405.9300.547000 Printing and Binding	-	200	-	200
405.9300.548000 Promotions & Pub Rltns	21,758	27,000	30,527	27,000
405.9300.548003 Boat Parade	5,364	6,000	6,277	6,000
405.9300.549001 Bank Service Charges	86,637	90,000	77,117	90,000
405.9300.549003 Cash Short (Over)	17	-	46	-
405.9300.549007 Licenses & Permits	852	1,500	525	1,500
405.9300.549008 Bad Debt Expense	-	-	-	-
405.9300.549999 Pending Expenditures	-	-	-	-
405.9300.551000 Office Supplies	492	1,500	265	1,500
405.9300.552000 Departmental Supplies	4,693	7,000	6,440	7,000
405.9300.552001 Discarded Inventory	-	-	-	-
405.9300.552003 Tools	509	1,000	401	1,000
405.9300.552004 Uniforms	1,323	2,000	852	2,000
405.9300.552005 Gasoline & Oil	705	1,500	505	1,500
405.9300.554000 Dues & Subscriptions	110	500	118	500
405.9300.563000 Capital Improvements	-	400,000	6,492	250,000
405.9300.564000 Capital Equipment	18,865	60,000	55,195	120,000
405.9300.572001 Debt Service - Interest GF	6,738	11,000	6,027	-
405.9300.572002 Interest Expense - Leases	-	-	-	-
405.9300.591001 Administrative Services	113,813	130,000	145,506	186,800
405.9300.591003 Transfer to Sanitation Fund	-	-	-	-
405.9300.591004 Transfer to Stormwater Fund	-	-	-	-
405.9300.599002 Budgeted Contingency	-	14,000	-	12,000
Expenses & Other Outflows Total	726,859	1,321,835	859,982	1,259,360

PARKING FUND

The function of the Parking Enforcement Department for the City include manual patrolling of fourteen city-owned parking lots that comprise 554 parking spaces daily. Ensuring proper maintenance and functionality of the twenty-nine pay stations throughout the City is a significant responsibility for the Department and requires a highly trained and efficient staff. Parking staff are highly trained and qualified to assist visitors who violate parking restrictions, and city ordinances are issued for parking violations by Parking Enforcement staff or police officers.

FY '24 Accomplishments:

Staffing and Team Development:

- Acquired two new parking enforcement vehicles, enhancing our enforcement capabilities.
- The department has expanded the ParkMobile zones to improve accounting and recording capabilities and reduce
- Successfully hired an additional parking enforcement officer, fully staffing the department.
- Enhanced team capabilities to maintain a consistent level of revenue and financial stability.

Technology and Systems:

- Developed a sustainable online parking enforcement permitting and ticketing system, streamlining operations and
- Initiated the creation of a comprehensive parking map to enhance user experience and accessibility.
- Conducted a website cleanup to improve user navigation and information clarity.

FY '25 Goals and Objectives:

Finalization and Launch:

- Parking Map: Finalize and launch the comprehensive parking map, providing clear, user-friendly information on parking availability and regulation
- Website Enhancements: Continue improving the website for better user experience and easier access to parking information.

Signage and Kiosk Project:

- City Signage: Improve and update signage throughout the city to provide clear directions and information for parking.
- Kiosk Project: Implement a city-wide project to remove all physical kiosks, transitioning to a fully digital system. This will not only enhance user convenience but also save the city thousands of dollars annually.

Operational Improvements:

- Equipment Upgrade: Add one additional hand-held device for the parking staff to improve efficiency and reduce response time.
- Staff Organization: Enhance organization within the parking staff to ensure optimal performance and service delivery.

Collaboration and Infrastructure:

- City Parking Garage: Collaborate with other departments to bring the vision of a city parking garage to life, providing additional parking options and supporting city growth.

Sustainability and Financial Stability:

- Maintain and improve financial stability through efficient management and innovative solutions in parking operations.

Strategic Vision

- Customer Experience: Prioritize enhancing the customer experience through technology, clear communication, and responsive service.
- Efficiency and Innovation: Embrace innovation and efficiency in all operations to ensure sustainable growth and
- Collaboration: Foster strong collaboration with other city departments to achieve shared goals and enhance city
- Financial Prudence: Continue focusing on financial prudence, ensuring that all initiatives contribute to the city's long-term financial health and stability.

PARKING MANAGEMENT

ACCOUNT		FY 2023 ACTUAL	FY 2024 BUDGET	FY 2024 PROJECTED	FY 2025 BUDGET
Revenues & Other Inflows					
407.6500.344501	John's Pass Village	477,888	450,000	436,055	450,000
407.6500.344502	City/South Beach	656,863	800,000	702,187	800,000
407.6500.344503	Non-Resident Parking Permits	438	1,000	3,331	1,500
407.6500.344504	Village Blvd. Parking	1,300,351	1,500,000	1,218,739	1,500,000
407.6500.344505	Misc. Lot Parking	424,925	410,000	283,160	410,000
407.6500.344508	Business Parking Permit	17,336	18,000	16,799	15,000
407.6500.354001	Parking Fines	625,205	680,000	520,557	500,000
407.6500.361100	Interest Earnings	42,321	35,000	88,043	52,000
407.6500.364000	Sale/Disposition of Capital Assets	-	-	-	-
407.6500.369900	Sales Tax Collection Allowance	0	-	-	-
407.6500.369904	Sales Tax Collection Allowance	330	250	369	250
Revenues & Other Inflows Total		3,545,658	3,894,250	3,269,241	3,728,750

ACCOUNT		FY 2023 ACTUAL	FY 2024 BUDGET	FY 2024 PROJECTED	FY 2025 BUDGET
Expenses & Other Outflows					
407.6500.512000	Salaries & Wages	158,571	170,960	153,616	176,200
407.6500.514000	Overtime	11,343	2,000	15,720	14,400
407.6500.521000	Social Security	12,573	13,078	12,788	15,000
407.6500.522001	ICMA 401(a) Plan	11,559	12,261	8,680	8,400
407.6500.522002	FRS - Regular Class	-	-	25,356	13,700
407.6500.522003	FRS - DROP	-	-	-	-
407.6500.523000	Group Insurance	35,847	60,000	41,229	54,000
407.6500.524000	Worker's Compensation	2,071	2,832	3,693	4,600
407.6500.534000	Contractual Service	33,990	160,000	29,200	85,000
407.6500.534011	Ticket Processing	24,695	50,000	25,114	26,000
407.6500.540000	Travel And Training	-	1,000	-	5,000
407.6500.541000	Cellular Telephone	2,283	2,500	1,311	2,400
407.6500.542000	Postage	52	140	-	55
407.6500.544000	Rentals & Leases	7,895	15,000	3,962	4,000
407.6500.545000	General Insurance	451	1,600	662	500
407.6500.546001	Maintenance Auto Equipment	4,504	5,000	2,692	4,900
407.6500.546002	Maint Other Equipment	3,885	12,000	6,284	4,000
407.6500.546006	Maintenance - Pay Stations	43,066	60,000	46,357	10,000
407.6500.547000	Printing and Binding	91	100	78	205
407.6500.549001	Bank Service Charges	250,406	300,000	291,430	260,000
407.6500.551000	Office Supplies	493	1,000	715	515
407.6500.552000	Departmental Supplies	12,552	25,000	14,573	14,560
407.6500.552004	Uniforms	1,622	1,500	1,883	1,700
407.6500.552005	Gasoline & Oil	4,996	6,000	5,108	5,150
407.6500.563000	Capital Improvements	-	-	27,913	-
407.6500.564000	Capital Equipment	10,264	3,035,000	110,771	150,000
407.6500.591001	Administrative Services	-	274,000	306,683	888,400
407.6500.591006	Transfer to General Fund	1,800,000	-	-	-
407.6500.599002	Budgeted Contingency	-	-	-	75,000
Expenses & Other Outflows Total		2,433,209	4,210,972	1,135,817	1,823,685

SANITATION FUND

Overview: The Sanitation Department is in charge of the removal, disposal, and recycling of solid waste. Sanitation services are intended to help ensure the health and safety of the community by keeping the environment free from possible health hazards and unsightly debris.

FY '24 Accomplishments:

- BOC approved Leasing of a Automated Side Loader for residential route to have the ability to run the route while short staffed
- Purchased Sparking bin cleaner to help keep all trash cans at city parks clean.
- Traded in a 2023 Kenworth for a 2024 Battle Motor that is easier on staff while running the commercial route

FY '25 Goals and Objectives:

- Infrastructure
- Financial Sustainability
- Human Capital

SANITATION

ACCOUNT	FY 2023 ACTUAL	FY 2024 BUDGET	FY 2024 PROJECTED	FY 2025 BUDGET
Revenues & Other Inflows				
402.7000.343400 Sanitation Charges	2,055,705	2,000,000	1,805,793	1,800,000
402.7000.343401 Recycling Service Fee	38,004	60,000	40,832	40,000
402.7000.343402 Late Fees	0	-	82	-
402.7000.361100 Interest Earnings	49,171	35,000	71,140	46,000
402.7000.362006 Container Rent	-	-	3,726	-
402.7000.364000 Sale/Disposition of Capital Assets	-	-	242,808	-
402.7000.369900 Other Miscellaneous Revenues	837	1,000	-	1,000
402.7000.369903 Refund Prior Year Expenses	9,852	-	7	-
402.7000.369906 Insurance Proceeds	449	-	-	-
402.7000.380000 Other Sources	-	-	-	-
402.7000.380001 Fund Balance/Net Position Carryover Used	-	140,663	-	-
402.7000.381003 Transfer from Stormwater Fund	-	-	-	-
402.7000.381004 Transfer from Marina Fund	-	-	-	-
402.7000.389401 Pinellas County Recycling Grnt	2,829	-	-	-
402.7000.389801 Asset Transfer In from Governmental Activities	-	-	-	-
Revenues & Other Inflows Total	2,156,847	2,236,663	2,164,386	1,887,000

ACCOUNT		FY 2023 ACTUAL	FY 2024 BUDGET	FY 2024 PROJECTED	FY 2025 BUDGET
Expenses & Other Outflows					
402.7000.512000	Salaries & Wages	356,137	413,237	371,976	413,300
402.7000.514000	Overtime	65,885	30,167	54,471	52,600
402.7000.521000	Social Security	30,049	33,920	30,773	36,500
402.7000.522001	ICMA 401(a) Plan	29,091	32,344	15,973	13,300
402.7000.522002	FRS - Regular Class	6,880	7,309	131,223	44,870
402.7000.522003	FRS - DROP	-	-	-	-
402.7000.523000	Group Insurance	81,629	172,000	125,360	154,800
402.7000.524000	Worker's Compensation	12,898	13,846	12,830	20,150
402.7000.525000	Unemployment Compensation	-	-	-	-
402.7000.531000	Professional Services	-	-	-	-
402.7000.534005	Curbside Recycling	257,903	270,000	298,493	300,000
402.7000.534008	Recycling Material Disposal	11,676	40,000	2,505	30,000
402.7000.534010	Temporary Services	54,323	45,000	27,946	40,000
402.7000.534013	Waste Disposal	318,530	350,000	314,667	350,000
402.7000.540000	Travel & Training	148	750	12	750
402.7000.541000	Cellular Telephone	1,944	1,800	1,931	2,000
402.7000.542000	Postage	-	-	-	500
402.7000.542001	Postage - Utility Bills	9,970	8,500	6,972	10,000
402.7000.544000	Rentals & Leases	37,066	46,000	53,336	125,000
402.7000.544004	Rentals & Leases Contra Expense - GASB 87/96	27,501	-	-	-
402.7000.545000	General Insurance	11,188	-	16,419	23,000
402.7000.546001	Maintenance Auto Equipment	52,176	40,000	31,371	30,000
402.7000.546002	Maint Other Equipment	4,536	3,500	3,678	5,000
402.7000.546013	Maintenance Tires	20,100	20,000	11,280	15,000
402.7000.549001	Bank Service Charges	36	-	-	-
402.7000.549008	Bad Debt Expense	13,142	-	17,765	-
402.7000.549999	Pending Expenditures	-	-	-	-
402.7000.552000	Departmental Supplies	208,067	100,000	73,917	100,000
402.7000.552003	Tools	3,150	3,000	1,685	3,000
402.7000.552004	Uniforms	2,637	3,500	3,353	3,500
402.7000.552005	Gasoline & Oil	64,147	60,000	50,682	60,000
402.7000.554000	Dues & Subscriptions	12	-	106	14,000
402.7000.559015	Amortization Expense	26,647	-	-	-
402.7000.563000	Capital Improvements	-	-	-	-
402.7000.564000	Capital Equipment	35,330	405,000	11,175	-
402.7000.572000	Debt Service - Interest	-	-	-	-
402.7000.572001	Debt Service - Interest GF	-	-	-	-
402.7000.572002	Interest Expense - Leases	1,418	-	-	-
402.7000.591001	Administrative Services	81,774	92,100	103,086	139,400
402.7000.591004	Transfer to Stormwater Fund	-	-	-	-
402.7000.591005	Transfer to Marina Fund	-	-	-	-
402.7000.599002	Budgeted Contingency	-	34,000	-	32,000
Expenses & Other Outflows Total		1,825,990	2,225,973	1,772,986	2,018,670

STORMWATER FUND

Overview: The Stormwater Department includes all activities pertaining to the construction, maintenance, and repair of the City's Stormwater management system. The Stormwater Department manages the National Pollutant Discharge Elimination System (NPDES) permit which is authorized by the Clean Water Act (1972) and controls the water pollution by regulating point sources that discharge pollutants into the waters.

FY '24 Accomplishments:

- Completed Gulf Lane and Beach Access Roadway and Drainage project.
- Inspecting and cleaning stormwater pipes in problem areas.
- Established relationships with agencies to help protect the stormwater infrastructure in Madeira Beach.
- Area 3- East and West Parsley, A St., B St., and Lynn Way submitted to FDOT for comments and then will be placed out
- Installed new bright red stormwater markers on every stormwater inlet to notify only rain down the drain.

FY '25 Goals and Objectives:

- Infrastructure
- Financial Sustainability
- Human Capital

STORMWATER

ACCOUNT	FY 2023 ACTUAL	FY 2024 BUDGET	FY 2024 PROJECTED	FY 2025 BUDGET
Revenues & Other Inflows				
404.9200.334391 Stormwater Grant	32,202	1,641,900	-	1,274,700
404.9200.338000 Pinellas County	-	-	-	-
404.9200.343700 Stormwater Service	678,215	750,000	536,108	650,000
404.9200.361100 Interest Earnings	225,834	150,000	195,781	130,000
404.9200.364000 Sale/Disposition of Capital Assets	8,100	-	-	-
404.9200.369900 Other Miscellaneous Revenues	-	-	-	-
404.9200.369903 Refund Prior Year Expenses	687	-	-	-
404.9200.380000 Other Sources	-	-	-	-
404.9200.380001 Fund Balance/Net Position Carryover Used	-	6,745,076	-	-
404.9200.381001 Transfer from General Fund	1,490,000	1,495,000	-	1,495,249
404.9200.381002 Transfer from Sanitation Fund	-	-	-	-
404.9200.381004 Transfer from Marina Fund	-	-	-	-
404.9300.389801 Asset Transfer In from Governmental Activities	-	-	-	-
Revenues & Other Inflows Total	2,435,038	10,781,976	731,889	3,549,949

ACCOUNT	FY 2023 ACTUAL	FY 2024 BUDGET	FY 2024 PROJECTED	FY 2025 BUDGET
Expenses & Other Outflows				
404.9200.512000 Salaries & Wages	166,966	202,667	168,970	211,400
404.9200.514000 Overtime	2,519	1,585	2,737	2,600
404.9200.521000 Social Security	13,186	15,625	12,927	16,900
404.9200.522001 ICMA 401(a) Plan	20,441	5,283	6,616	-
404.9200.522002 FRS - Regular Class	-	19,536	141,703	20,870
404.9200.522003 FRS - DROP	-	-	-	-
404.9200.523000 Group Insurance	42,349	82,000	42,773	64,800
404.9200.524000 Worker's Compensation	8,626	9,729	10,676	13,950
404.9200.525000 Unemployment Compensation	-	-	-	-
404.9200.531000 Professional Services	61,922	130,000	73,269	60,000
404.9200.531014 PC Reimb. Series 2019	-	-	-	-
404.9200.540000 Travel & Training	827	1,500	751	1,500
404.9200.541000 Cellular Telephone	1,512	1,850	1,519	1,500
404.9200.542000 Postage	-	1,000	-	1,000
404.9200.542001 Postage - Utility Bills	7,513	9,000	5,719	8,000
404.9200.543005 Electric - Pump Stations	715	700	642	700
404.9200.543014 Water Service - Pump Stations	157	200	157	200
404.9200.544000 Rentals & Leases	7,800	15,000	8,842	15,000
404.9200.544004 Rentals & Leases Contra Expense - GASB 87/96	7,200	-	-	-
404.9200.545000 General Insurance	26,538	-	31,498	45,000
404.9200.546001 Maintenance Auto Equipment	11,976	10,000	16,204	23,000
404.9200.546002 Maint Other Equipment	482	2,500	34	2,500
404.9200.546010 Maintenance Streets	-	12,000	-	12,000
404.9200.546015 Maintenance Storm Drains	38,244	250,000	46,877	250,000
404.9200.549008 Bad Debt Expense	5,162	-	5,944	-
404.9200.549999 Pending Expenditures	-	-	-	-
404.9200.552000 Departmental Supplies	854	1,500	1,280	1,500
404.9200.552003 Tools	454	1,500	976	1,500
404.9200.552004 Uniforms	942	1,800	255	1,500
404.9200.552005 Gasoline & Oil	16,755	20,000	9,155	20,000
404.9200.554000 Dues & Subscriptions	659	700	178	700
404.9200.559015 Amortization Expense	7,664	-	-	-
404.9200.563000 Capital Improvements	100	-	-	-
404.9200.563002 Series 2019 Improvements	107,150	-	-	-
404.9200.563005 Drainage & Roadway Improvement	54,648	8,305,000	1,668,227	8,995,000
404.9200.564000 Capital Equipment	21,688	90,000	68,225	415,000
404.9200.571000 Debt Service - Principal	-	1,032,000	1,032,000	1,058,000
404.9200.571002 Debt Principal Reclassification	-	-	-	-
404.9200.572000 Debt Service - Interest	473,842	463,000	463,000	438,000
404.9200.572001 Debt Service - Interest GF	-	-	-	-
404.9200.572002 Interest Expense - Leases	583	-	-	-
404.9200.573000 Cost of Issuance	-	-	-	-
404.9200.591001 Administrative Services	69,786	80,300	89,878	92,900
404.9200.591003 Transfer to Sanitation Fund	-	-	-	-
404.9200.591005 Transfer to Marina Fund	-	-	-	-
404.9200.599002 Budgeted Contingency	-	16,000	-	15,000
Expenses & Other Outflows Total	1,179,258	10,781,976	3,911,032	11,790,020

FUNDED POSITIONS AND PERSONNEL SERVICES 2017-2024

Org #	Organization	Total Funded Positions							Personnel Services (Wages & Benefits)								
		2018 Funded	2019 Funded	2020 Funded	2021 Funded	2022 Funded	2023 Funded	2024 Funded	2025 Funded	2018 Actual	2019 Actual	2020 Actual	2021 Budget	2022 Budget	2023 Budget	2024 Budget	2025 Budget
1000	City Manager	3.00	4.00	3.00	3.00	3.00	4.00	4.00	4.00	\$ 260,922	\$ 435,914	\$ 349,153	\$ 335,900	\$ 323,140	\$ 415,295	\$ 472,506	\$ 484,603
1010	Information Technology	-	-	-	0.50	0.50	-	-	-	-	-	-	43,200	22,850	52	-	-
1030	Human Resources	-	-	1.00	0.50	0.50	0.43	0.43	-	-	-	87,271	-	62,640	56,921	-	-
1050	Community Development	1.20	3.00	2.95	3.75	4.25	5.25	5.60	5.75	101,277	240,519	265,302	315,400	340,520	460,276	628,157	821,024
1100	Finance Department	4.00	4.00	4.25	3.50	3.00	3.00	3.00	3.00	372,633	389,336	417,880	315,500	300,480	300,546	368,839	373,791
1300	City Clerk	7.00	2.00	2.00	2.25	2.75	3.00	3.00	3.00	201,427	169,315	183,802	222,100	241,420	295,847	345,999	354,588
1310	Board of Commissioners	-	5.00	5.00	5.00	5.00	5.00	5.00	5.00	-	42,749	43,127	43,200	43,200	43,200	43,200	72,969
3000	Public Works Admin	2.00	3.00	2.30	2.10	2.30	2.55	2.55	3.01	118,742	181,670	192,663	173,700	192,750	263,088	301,582	513,853
4000	Fire / EMS	15.00	15.00	15.00	15.00	15.00	15.00	18.00	19.33	1,301,189	1,444,748	1,506,512	1,985,600	1,519,670	1,599,070	2,382,778	2,849,687
5000	Recreation	9.25	11.25	9.25	8.75	9.25	10.00	10.25	9.50	425,860	532,405	383,322	343,800	481,830	582,343	694,620	681,996
5240	Building Fund	4.00	4.20	4.45	4.75	7.75	7.75	6.40	6.25	330,379	319,095	334,149	377,500	583,500	684,413	644,645	1,042,801
6500	Parking Management	2.75	3.00	3.25	2.50	3.00	3.50	4.00	4.00	128,615	133,605	121,680	117,200	154,640	222,986	271,299	285,036
7000	Sanitation Fund	8.00	7.50	7.50	7.60	8.60	8.60	8.60	8.60	475,097	508,668	476,488	528,200	529,480	623,863	713,513	896,867
9200	Stormwater Fund	3.00	4.00	4.00	4.80	3.80	4.10	4.10	4.10	220,443	283,726	262,643	313,900	252,820	294,814	336,426	492,961
9300	Marina Fund	4.35	4.35	5.05	5.00	5.25	4.63	4.63	4.75	233,144	262,052	304,391	332,000	246,500	315,119	400,649	387,542
9910	Archibald Fund	2.75	-	3.00	3.00	4.00	4.00	4.00	4.00	143,107	-	187,089	204,700	270,830	272,227	297,706	330,923
Total		66.30	70.30	72.00	72.00	77.95	80.81	83.56	84.29	\$ 4,312,835	\$ 4,943,802	\$ 5,115,472	\$ 5,651,900	\$ 5,566,270	\$ 6,430,061	\$ 7,901,919	\$ 9,588,641
2018 to 2025 Growth %																	94%
																	27%

FUNDED POSITIONS BY DEPARTMENT

Archibald

Grounds Maintenance Supervisor	1.00
Grounds Maintenance Worker I	1.00
Recreation Leader III	1.00
Senior Grounds Maintenance	1.00
Archibald Total	4.00

Board Of Commissioners

Commissioner	4.00
Mayor	1.00
Board Of Commissioners Total	5.00

Building Services

Building Official	1.00
Code Compliance II	2.00
Community Development Director	0.10
Community Development Engineer	0.15
Office Manager	1.00
Operations Coordinator	0.50
Permit Clerk	1.00
Planner II/III	0.50
Building Services Total	6.25

City Clerk

Administrative Assistant I	1.00
City Clerk	1.00
Executive Assistant to the City Clerk	1.00
City Clerk Total	3.00

City Manager

Assistant to the City Manager	1.00
Broadcast & Technician	1.00
City Manager	1.00
Front Desk Administrative Assistant	1.00
City Manager Total	4.00

Community Development

Community Development Director	0.90
Community Development Engineer	0.85
Long Range Planner	1.00
Operations Coordinator	0.50
Planner II/III	0.50
Planning Technician	1.00
Program Coordinator	1.00
Community Development Total	5.75

Finance

Accountant	1.00
Accounting Manager	1.00
Payroll/Financial Coordinator	1.00
Finance Total	3.00

Fire/Ems

Deputy Fire Chief	1.00
Driver / Paramedic	3.00
Executive Assistant to the Fire Chief	1.00
Fire Chief	1.00
Fire Marshal	1.00
Firefighter / Paramedic	9.00
Lieutenant / Paramedic	3.33
Fire/Ems Total	19.33

Marina

Marina Attendant	1.50
Marina Manager	1.00
Marina Supervisor	1.00
Seasonal Marina Attendant	0.25
Senior Marina Attendant	1.00
Marina Total	4.75

Parking Management

Parking Enforcement	1.00
Parking Supervisor	1.00
Senior Parking Enforcement	2.00
Parking Management Total	4.00

Public Works Administration

Assistant Mechanic	0.34
Public Works Director	0.40
Public Works Technician	1.00
Senior Administrative Assist	0.40
Senior Mechanic	0.88
Public Works Administration Total	3.01

Recreation

Bus Driver	0.50
Grounds Maintenance Worker I	0.50
Recreation Director	1.00
Recreation Leader I	3.50
Recreation Leader II	1.50
Recreation Leader III	1.00
Recreation Supervisor	1.00
Seasonal Rec Leader I	0.50
Recreation Total	9.50

Sanitation

Public Works Director	0.30
Sanitation Supervisor	1.00
Sanitation Worker	4.00
Senior Administrative Assist	0.30
Senior Sanitation Worker	3.00
Sanitation Total	8.60

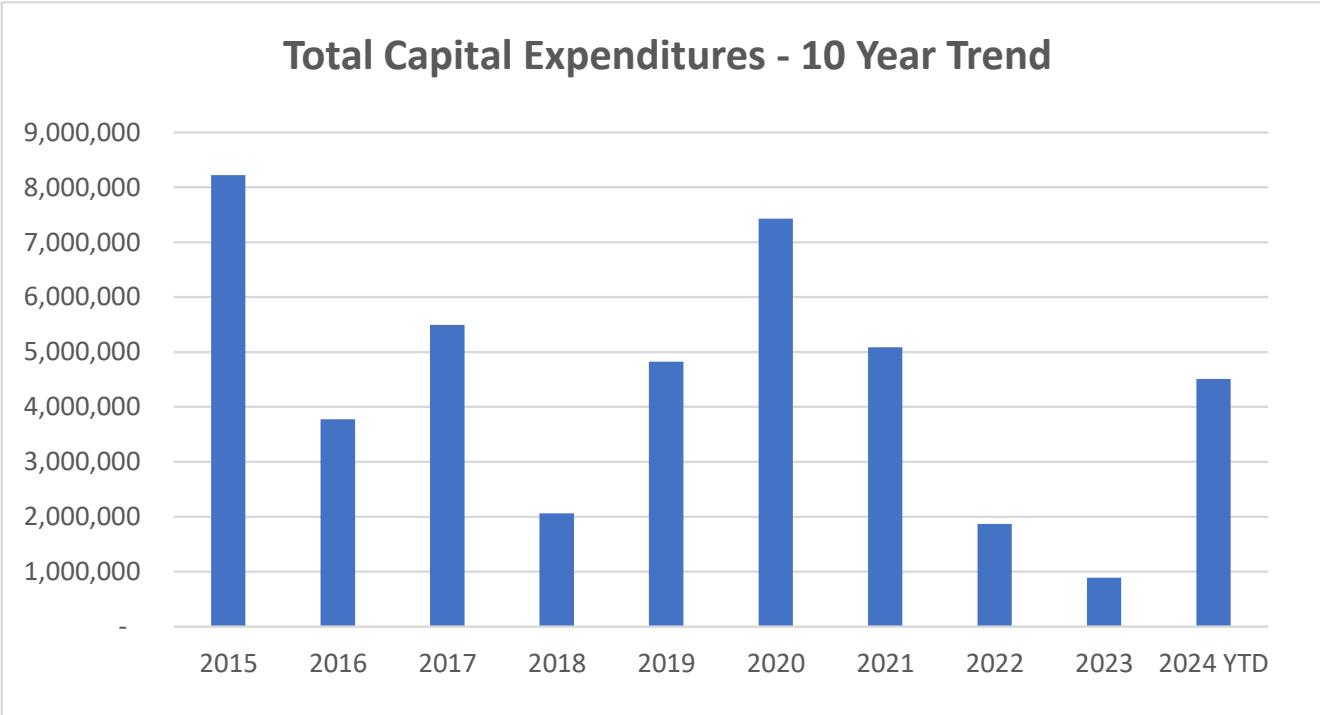
Stormwater

	0.00
Public Works Director	0.30
Senior Administrative Assist	0.30
Senior Stormwater Technician	1.00
Stormwater Supervisor	1.00
Stormwater Technician	1.00
Stormwater Technician	0.50
Stormwater Total	4.10

Grand Total**84.29**

HISTORICAL CAPITAL OUTLAY

Fiscal Year	Amount
2015	8,221,438
2016	3,773,668
2017	5,494,951
2018	2,060,704
2019	4,821,472
2020	7,428,327
2021	5,089,433
2022	1,869,621
2023	891,085
2024 YTD	4,510,245
Total	44,160,944



CAPITAL IMPROVEMENT PLAN - FY 2025		
FUND		FY 2025 BUDGET
Archibald Park Fund	Archibald Restroom rebuild.	1,500,000
	Beach Groin Renourishment Project	1,500,000
	Mill and Resurface parking lot at Archibald	500,000
	Replace #109	25,000
	Seawall Replacement at 141st Ave	30,000
Archibald Park Fund Total		3,555,000
Building Fund	Additional Building Department Vehicle Parking	75,000
	Metal Roof for boatlift	75,000
	Reconfigure Building Department Permit Desk	25,000
	Satellite Office	500,000
Building Fund Total		675,000
General Fund	Appliances - Kitchen & Laundry Replacement	18,000
	Chamber Upgrades	20,000
	City Hall Veranda & Stair Replacement	150,000
	Deputy Chief Vehicle	87,000
	Interior Remodel/improvement for storage	10,000
	MDTs - Replacement	24,500
	Recreation Center Fire Suppression System	150,000
	SCBA Replacement	310,000
	Military Honor Court	250,000
	General Fund Total	
Impact Fee Fund	Field Maintenance Vehicle	45,000
Impact Fee Fund Total		45,000
Local Option Sales Tax Fund	Concession Stand	500,000
	Public Works & Building Services Facility	1,000,000
	Recreation Truck	65,000
	Replacement of MB100 Vehicle	69,000
	Roadway Resurfacing Village Blvd, Boardwalk Pl, & Surface	1,000,000
	Shade Awnings and Dugout Replacement	200,000
Local Option Sales Tax Fund Total		2,834,000
Marina Fund	Additional Fuel Dispenser	120,000
	Marina Seawall Replacement	250,000
Marina Fund Total		370,000
Parking Fund	ParkSmart's smart sensors	150,000
Parking Fund Total		150,000
Stormwater Fund	Area 3 - East Parsley, West Parsley, Margueirte Dr, A Street,	4,500,000
	Area 5 - 131st Ave E & 129th Ave.	2,495,000
	Area 6a - 155th Ave, 154th Ave, 153rd Ave, 1st St E, 2nd St	2,000,000
	Purchase Mini Excavator	65,000
	Replace #77	350,000
Stormwater Fund Total		9,410,000
Grand Total		18,058,500

CAPITAL IMPROVEMENT PLAN - MULTI-YEAR

Item 4A.

FUND	ACCOUNT	ACCOUNT NAME	PROJECT TITLE	PROJECT DESCRIPTION	FY 2025 BUDGET	FY 2026 PLAN	FY 2027 PLAN	FY 2028 PLAN	FY 2029 PLAN
Archibald Park Fund	110.9910.563000	Capital Improvements	Archibald Restroom rebuild.	Demo and Rebuild Archibald Restrooms	1,500,000	-	-	-	-
			Beach Groin Renourishment Project	50% Match Grant with FDEP to renourish the 22-23 exposed beach groins.	1,500,000	-	-	-	-
			Mill and Resurface parking lot at Archibald	Mill and Resurface the parking lot and thermo stripe	500,000	-	-	-	-
			Seawall Replacement at 141st Ave	Replace existing seawall at 141st Ave; 40.3 linear feet of seawall to replace	30,000	-	-	-	-
			#40 Replacement	Replace #40 a 2009 F350 dump truck	-	150,000	-	-	-
			Replace #109	Replace 2016 John Deere Gator 825i	25,000	-	-	-	-
			Replace #112	Replace 2018 Chevy 1500 with liftgate	-	60,000	-	-	-
			Replace #36	Replace #36 a Chevy 1500 with a utility bed	-	60,000	-	-	-
Archibald Park Fund Total				3,555,000	270,000	-	-	-	
Building Fund	125.5240.562000	Buildings	Satellite Office	Multi-purpose satellite office associated with construction of public works facility for	500,000	500,000	-	-	-
			Additional Building Department Vehicle Parking	Additional parking spaces for building department vehicles at City Centre	75,000	-	-	-	-
			Metal Roof for boatlift	Metal roof over boatlifts to protect boat(s)	75,000	-	-	-	-
Building Fund Total				675,000	500,000	-	-	-	

CAPITAL IMPROVEMENT PLAN - MULTI-YEAR

FUND	ACCOUNT	ACCOUNT NAME	PROJECT TITLE	PROJECT DESCRIPTION	FY 2025 BUDGET	FY 2026 PLAN	FY 2027 PLAN	FY 2028 PLAN	FY 2029 PLAN
General Fund	001.1000.563000	Capital Improvements	City Hall Veranda & Stair Replacement	Looking to replace tile along the stair and the 2nd floor veranda of City Hall. The current tile is not all slip resistant and grout is coming up on the stairs.	150,000	-	-	-	-
			Military Honor Court	Construction of the Military Honor Court	250,000	-	-	-	-
	001.1010.564000	Capital Equipment	Chamber Upgrades	Looking to upgrade the equipment on our AV rack in the chamber room. MCS is currently looking through our equipment to see what is needed to stay current and operational.	20,000	-	-	-	-
	001.3000.564000	Capital Equipment	Replace #44	Replace 2018 Caterpillar Backhoe	-	-	-	85,000	-
			Replace 2016 Duralift mounted bucket	Replace duralift mounted buck on truck #19	-	45,000	-	-	-
	001.4000.563000	Capital Improvements	Interior Remodel/improvement for storage	The station needs air conditioned storage space for uniforms, public education & community risk reduction items as well as other station related items unable to be stored in an outside environment	10,000	-	-	-	-
	001.4000.564000	Capital Equipment	Appliances - Kitchen & Laundry Replacement	Replace the kitchen and laundry appliances	18,000	-	-	-	-
			Bunker Gear Replacement	Replacement of 14 sets of outdated bunker gear per NFPA	-	-	50,000	-	-
			Deputy Chief Vehicle	New position of Deputy Chief; vehicle will serve as a command center during emergency calls. Includes outfitting of vehicle and MDT	87,000	-	-	-	-
			MDTs - Replacement	Pinellas County is mandating that all departments obtain MDTs that must meet specifications outlined by the County. 1 Admin Vehicle MB400 and 3 Apparatus	24,500	-	-	-	-
			Replacement of MDTs	Replacement of MDTs per replacement policy	-	-	-	34,000	-
			SCBA Replacement	Replacement of SCBA equipment - replacement recommended by NFPA Standards; Department applied for AFG Grant	310,000	-	-	-	-
			Recreation Center Fire Suppression System	Fire suppression system for Recreation building.	150,000	-	-	-	-
General Fund Total				1,019,500	45,000	50,000	119,000	-	

CAPITAL IMPROVEMENT PLAN - MULTI-YEAR

Item 4A.

FUND	ACCOUNT	ACCOUNT NAME	PROJECT TITLE	PROJECT DESCRIPTION	FY 2025 BUDGET	FY 2026 PLAN	FY 2027 PLAN	FY 2028 PLAN	FY 2029 PLAN
Impact Fee Fund	105.4000.563000	Capital Improvements	Laundry room shelving	Shelving in laundry room	-	8,000	-	-	-
			Uniform Closet	Demo of laundry room and install uniform closet	-	5,500	-	-	-
	105.5000.564000	Capital Equipment	Field Maintenance Vehicle	New field maintenance vehicle/rake/leveler.	45,000	-	-	-	-
Impact Fee Fund Total					45,000	13,500	-	-	-
Local Option Sales Tax Fund	103.3000.563000	Capital Improvements	Public Works & Building Services Facility	Building for Public Works employees & vehicles and Building Services operations	1,000,000	1,000,000	-	-	-
	103.4000.563000	Capital Improvements	Patio Overhang	Overhang over patio	-	13,500	-	-	-
	103.4000.564000	Capital Equipment	Replacement of MB100 Vehicle	Replace current 2017 Ford Explorer through Florida Sheriffs Cooperative Purchasing Program. Utilizing the LOST Fund including outfitting & MDT	69,000	-	-	-	-
			Replacement of T125	Replacement of T125 (2017) per City replacement policy	-	-	-	-	1,100,000
	103.5000.563000	Capital Improvements	Basketball Court Enclosure	Building to enclose existing basketball court.	-	500,000	-	-	-
			Concession Stand	Engineering and Construction of Concession Stand Replacement. Upgrade of restroom facilities, concession kitchen, storage, and office space.	500,000	-	-	-	-
			Shade Awnings and Dugout Replacement	Replace dugouts and add shade awnings to Recreation Fields.	200,000	-	-	-	-
	103.5000.564000	Capital Equipment	Passenger Van Replacement	Vehicle Replacement for #97 - Ford Van	-	60,000	-	-	-
			Recreation Truck	Truck to be utilized by Recreation Department for range of department needs included maintenance, special events, and other activities.	65,000	-	-	-	-
	103.8000.563000	Capital Improvements	Roadway Resurfacing Village Blvd, Boardwalk Pl, & Surface Lot	Mill and resurface Village Blvd, Boardwalk Place, and the surface parking lot.	1,000,000	-	-	-	-
Local Option Sales Tax Fund Total					2,834,000	1,573,500	-	-	1,100,000

CAPITAL IMPROVEMENT PLAN - MULTI-YEAR

Item 4A.

FUND	ACCOUNT	ACCOUNT NAME	PROJECT TITLE	PROJECT DESCRIPTION	FY 2025 BUDGET	FY 2026 PLAN	FY 2027 PLAN	FY 2028 PLAN	FY 2029 PLAN
Marina Fund	405.9300.563000	Capital Improvements	Marina Seawall Replacement	This project was approved in FY 2024. The project may not be completed by the end of FY 2024. The project will include the replacement of 360' of seawall, from the boat ramp to the fuel dock.	250,000	-	-	-	-
	405.9300.564000	Capital Equipment	Additional Fuel Dispenser	Add another dual pump/hose Gasoline dispenser to help increase revenue and customer service.	120,000	-	-	-	-
Marina Fund Total					370,000	-	-	-	-
Parking Fund	407.6500.563000	Capital Improvements	Parking Garage	Multimodal transportation facility at John's Pass Village	-	-	-	-	-
	407.6500.564000	Capital Equipment	ParkSmart's smart sensors	ParkSmart's smart sensors monitor individual parking spaces and relay occupancy. ALPR cameras can also be added; another Kubota	150,000	50,000	50,000	-	-
Parking Fund Total					150,000	50,000	50,000	-	-
Sanitation Fund	402.7000.564000	Capital Equipment	Replace #18	Replace #18 2013 Peterbuilt Claw truck	-	-	275,000	-	-
			Replace #21 Broyhill Load & Pack	Replace #21 2020 Broyhill Load & Pack	-	-	-	275,000	-
			Replace #24	Replace a 2019 Chevy Silverado 1500 with a liftgate	-	-	60,000	-	-
			Replace #26	Replace #26 a 2020 Kenworth T880 with 32 Yd Heil Packer	-	-	-	350,000	-
			Replace #29	Replace #29 2019 Kenworth T880 with 32 yd Heil Packer	-	-	325,000	-	-
			Replace #3	Replace 2019 F250 with Easy Dump	-	75,000	-	-	-
			Replace #5	Replace a 2019 Chevy Silverado 1500 with a liftgate	-	-	60,000	-	-
Replace #68	Replace 2019 F250 with Easy Dump	-	75,000	-	-	-			
Sanitation Fund Total					-	150,000	720,000	625,000	-

CAPITAL IMPROVEMENT PLAN - MULTI-YEAR

Item 4A.

FUND	ACCOUNT	ACCOUNT NAME	PROJECT TITLE	PROJECT DESCRIPTION	FY 2025 BUDGET	FY 2026 PLAN	FY 2027 PLAN	FY 2028 PLAN	FY 2029 PLAN
Stormwater Fund	404.9200.563005	Drainage & Roadway Improvement	Area 3 - East Parsley, West Parsley, Margueirte Dr, A Street, B Street, and Lynn Way	Mill & Resurface, Curb Repair, and Stormwater drainage improvements	4,500,000	-	-	-	-
			Area 4 - E Madeira Ave, N Bayshore to 145th, 1st Ave E, 148th Ave, 147th Ave, 146th Ave, 145th Ave.	E Madeira Ave, N Bayshore to 145th, 1st Ave E, 148th Ave, 147th Ave, 146th Ave, 145th Ave. Mill & Resurface, Curb Repair, and Stormwater drainage improvements.	-	-	2,000,000	5,000,000	-
			Area 5 - 131st Ave E & 129th Ave.	Mill & Resurface, Curb Repair, and Stormwater drainage improvements	2,495,000	-	-	-	-
			Area 6a - 155th Ave, 154th Ave, 153rd Ave, 1st St E, 2nd St E, Harbor Dr and Municipal Dr	Mill and resurface, fix curbing and upgrade stormwater inlets and outfalls as needed	2,000,000	2,000,000	-	-	-
			Area 7 - American Legion Dr.	American Legion Dr. Mill & Resurface, Curb Repair, and Stormwater drainage improvements	-	1,500,000	-	-	-
	404.9200.564000	Capital Equipment	Area 9 - Bay Point, Pruitt, Sunset Cove, Virginia, S Bayshore, & Marlyn Way	Bay Point, Pruitt, Sunset Cove, Virginia, S Bayshore, & Marlyn Way Mill Resurface, Storm Repair/replacement and Curb	-	2,000,000	5,000,000	-	-
			Purchase Mini Excavator	Purchase mini excavator to help with stormwater maintenance	65,000	-	-	-	-
			Replace #110 - 2016 Chevy Silverado 2500	Replace a 2016 Chevy Silverado 2500 - With a similar truck for use during flooding	-	-	60,000	-	-
			Replace #111 - 2016 Chevy Silverado 2500	Replace a 2016 Chevy Silverado 2500 - With a similar truck for use during flooding	-	-	60,000	-	-
			Replace #70	Replace 2021 F250 with Utility Body	-	-	-	-	60,000
		Replace #77	Replace 2018 Elgin Whirlwind Street Sweeper	350,000	-	-	-	-	
Stormwater Fund Total				9,410,000	5,500,000	7,120,000	5,000,000	60,000	
Grand Total				18,058,500	8,102,000	7,940,000	5,744,000	1,160,000	