

CITY OF LYNDEN

POLICE DEPARTMENT

Steve Taylor, Police Chief

(360) 354-2828



Public Safety Committee Meeting Agenda

Online (Microsoft Teams)

4:00 PM February 03, 2022

Call to Order

Roll Call

Approval of Minutes

Items from the Audience

Scheduled

Unscheduled (20 Minutes)

Audience members may address the Committee on any issue other than those scheduled for a public hearing or those on which the public hearing has been closed. Prior to commenting please state your name, address, and topic. Please keep comments under 4 minutes.

Committee Items

1. Public Safety Overtime

Fire Department Items

2. Staffing Update
- [3.](#) Ambulance Fee Resolution
- [4.](#) Fire Monthly Report - January
- [5.](#) Fire 2021 Annual Report

Police Department Items

- [6.](#) Police Monthly Report - January

Added Items

Adjournment

RESOLUTION NO _____

**A RESOLUTION OF THE CITY COUNCIL OF THE CITY OF LYNDEN, WASHINGTON,
REGARDING THE RATES CHARGED FOR BLS AMBULANCE SERVICE**

WHEREAS, The BLS Emergency Transport rate established by Resolution 967 is hereby revised from and reestablished at the base rate of \$725. Mileage at a rate of \$17 per mile calculated to the tenth of a mile will be added to the base transport rate.

WHEREAS, BLS ambulance fees will continue to be adjusted annually on January 1st based on the previous 12-month average October to October CPI-U for greater Seattle area, but shall no be decreased. Rates will be rounded to the nearest whole dollar. The mileage rate will be adjusted to the same rate adopted by the majority of Whatcom County EMS agencies.

NOW, THEREFORE, BE IT RESOLVED that the City Council of the City of Lynden, Washington, believes it is in the City’s best interest to increase ambulance revenues to offset the cost associated with providing emergency medical services.

PASSED BY THE CITY COUNCIL OF THE CITY OF LYNDEN BY AN AFFIRMATIVE VOTE, _____ IN FAVOR _____ AGAINST AND SIGNED BY THE MAYOR THIS _____ DAY OF JANUARY 2022.

MAYOR

SCOTT KORTHUIS

ATTEST:

CITY CLERK Pamela D. Brown


APPROVED AS TO FORM:

CITY ATTORNEY Robert A. Carmichael



Monthly Report

January 2022



Fire Prevention/Inspection:

1/4 Hydrostatic test Lynden Door
1/24 Depot Estates inspection

Public Education/Community:

1/4 Community Center luncheon
1/29 Sonlight Church evacuation drill

Emergency Operations:

1/4 – 10 Duty Officer Yoshimoto
1/4 – 17 Duty Officer Billmire
1/25 – 31 Duty Officer Yoshimoto

Total Training Hours: 54.5



Emergency Responses:

EMS = 159 (78%)
Overlapping Calls = 67 (34%)
Aid Given = 21
Aid Received = 6 (1 for no LFD available)
COVID Watch List = 18

Total 204

Average Turnout Time = 1:29
Average Response Time = 4:32
Average Time on Scene = 23:21
Average Transport Time = 26:30
Average at Hospital Time = 14:20

Overtime Hours: 435.5
Part-time Hours: 96
Volunteer Hours: 74



Head-on MVA BBL Road



Truck rolled into A-75, minor scratch



3 vehicle MVA BBL Road



Stove top fire





Annual Fire Situation Report - Summary

Basic Incident Type Code And Description (FD1.21)	Total Fires
111 - Building fire	1
113 - Cooking fire, confined to container	1
121 - Fire in mobile home used as fixed residence	1
131 - Passenger vehicle fire	1
300 - Rescue, EMS incident, other	1
320 - Emergency medical service, other	3
321 - EMS call, excluding vehicle accident with injury	156
322 - Motor vehicle accident with injuries	4
324 - Motor vehicle accident with no injuries.	7
351 - Extrication of victim(s) from building/structure	1
412 - Gas leak (natural gas or LPG)	2
500 - Service call, other	1
510 - Person in distress, other	1
522 - Water or steam leak	1
5311 - Odor Investigation, other than Smoke	1
550 - Public service assistance, other	1
553 - Public service	2
611 - Dispatched and cancelled en route	11
622 - No incident found on arrival at dispatch address	1
700 - False alarm or false call, other	1
735 - Alarm system sounded due to malfunction	1
736 - CO detector activation due to malfunction	1
7401 - Unintentional transmission of alarm	2
744 - Detector activation, no fire - unintentional	1
745 - Alarm system activation, no fire - unintentional	1
	Total: 204

Aggregate Function Criteria	
Total Fires:	Is Greater Than 0




Incident Complaint Reported By Dispatch (eDispatch.01)	Number of Runs	Percent of Total Runs
Falls	25	15.72%
Sick Person	24	15.09%
Breathing Problem	15	9.43%
Chest Pain (Non-Traumatic)	13	8.18%
Unconscious/Fainting/Near-Fainting	12	7.55%
Traffic/Transportation Incident	9	5.66%
Stroke/CVA	7	4.40%
Convulsions/Seizure	6	3.77%
Hemorrhage/Laceration	6	3.77%
Transfer/Interfacility/Palliative Care	5	3.14%
Traumatic Injury	5	3.14%
Choking	4	2.52%
Fire/Non-EMS	4	2.52%
Unknown Problem/Person Down	4	2.52%
Allergic Reaction/Stings	3	1.89%
Heart Problems/AICD	3	1.89%
Abdominal Pain/Problems	2	1.26%
Assault	2	1.26%
Back Pain (Non-Traumatic)	2	1.26%
Cardiac Arrest/Death	2	1.26%
Overdose/Poisoning/Ingestion	2	1.26%
Psychiatric Problem/Abnormal Behavior/Suicide Attempt	2	1.26%
Eye Problem/Injury	1	0.63%
Pregnancy/Childbirth/Miscarriage	1	0.63%
Total:	159	100.00%

Report Filters

Incident Date: is between '1/1/2022' and '1/31/2022'
 Agency Name (Dagency.03): is in 'Lynden Fire Department'
 Response Ems Shift (Iresponse.005): is in 'A Shift, B Shift, C Shift'
 Response Type Of Service Requested (Eresponse.05): is in '911 Response (Scene)'



Annual Report 2021



2021 Events and Photos

Training Hours: 1746

Call Totals By Month:

January	148
February	151
March	175
April	147
May	146
June	149
July	163
August	205
September	189
October	162
November	198
December	210
Total	2043

EMS **1539 (75%)**
Transports **408 (27%)**

Fire **44 (2%)**
Fires > \$1000 Damage **8 (.4%)**

Overlapping **608 (30%)**
(37 Aid Given 1st call)

Aid Given **214**
Aid Received **74**

Average Response Time: 6:28

January 2021 saw the beginning of the station renovation project, crews moved to a temporary facility at 1205 E Badger road and demolition started.



In **February** demolition continued on the exterior while walls started going up on the inside.

March was our month for structure fires, with three in the span of two weeks. Crews did a great job knocking the fires down and overhauling.



Construction continued.



In April Whatcom County EMS took delivery of new Stryker Power Cots and Jared Masters joined our FT team.



May started off with multiple MVA's which included a semi loaded with lumber over turning on Badger.




In **June** the station renovation saw significant changes on both the exterior and inside as the second floor was added and exterior siding applied.



July hosted a repeat of kid's day at Glenning park with not as big a turnout but no shortage of fun.



August brought the WW Fair to town for an extended stay and added a little excitement other than the normal Band-aids and sunscreen.





September included some long-awaited additions to the station project, the fire pole arrived and cabinets were installed.



For **October** the crews wore pink in support of breast cancer awareness month, battled a car fire done off Hannegan, and got back to providing some public education at our elementary schools.



November brought flooding and evacuation of residents of Riverhouse apartments. It was a busy month with multiple fires and MVA's.




November continued:



December 3rd was our official hose uncoupling ceremony celebrating the completion and opening of the renovated fire station. LFD hosted a pizza night to decorate the fire engine for the lighted parade.





Annual Fire Situation Report - Summary

Basic Incident Type Code And Description (FD1.21)

Total Fires

Basic Incident Type Code And Description (FD1.21)	Total Fires
100 - Fire, other	14
111 - Building fire	4
112 - Fires in structure other than in a building	12
113 - Cooking fire, confined to container	1
114 - Chimney or flue fire, confined to chimney or flue	7
123 - Fire in portable building, fixed location	2
131 - Passenger vehicle fire	1
134 - Water vehicle fire	3
138 - Off-road vehicle or heavy equipment fire	1
142 - Brush or brush-and-grass mixture fire	1
143 - Grass fire	2
1431 - Bark Fire	2
151 - Outside rubbish, trash or waste fire	1
154 - Dumpster or other outside trash receptacle fire	2
161 - Outside storage fire	1
162 - Outside equipment fire	2
251 - Excessive heat, scorch burns with no ignition	1
300 - Rescue, EMS incident, other	2
311 - Medical assist, assist EMS crew	2
320 - Emergency medical service, other	2
321 - EMS call, excluding vehicle accident with injury	1,537
322 - Motor vehicle accident with injuries	25
323 - Motor vehicle/pedestrian accident (MV Ped)	6
324 - Motor vehicle accident with no injuries.	41
350 - Extrication, rescue, other	1
353 - Removal of victim(s) from stalled elevator	3
360 - Water & ice-related rescue, other	2
400 - Hazardous condition, other	1
411 - Gasoline or other flammable liquid spill	2
412 - Gas leak (natural gas or LPG)	14
422 - Chemical spill or leak	1
424 - Carbon monoxide incident	1
440 - Electrical wiring/equipment problem, other	3
441 - Heat from short circuit (wiring), defective/worn	2
442 - Overheated motor	1
444 - Power line down	4

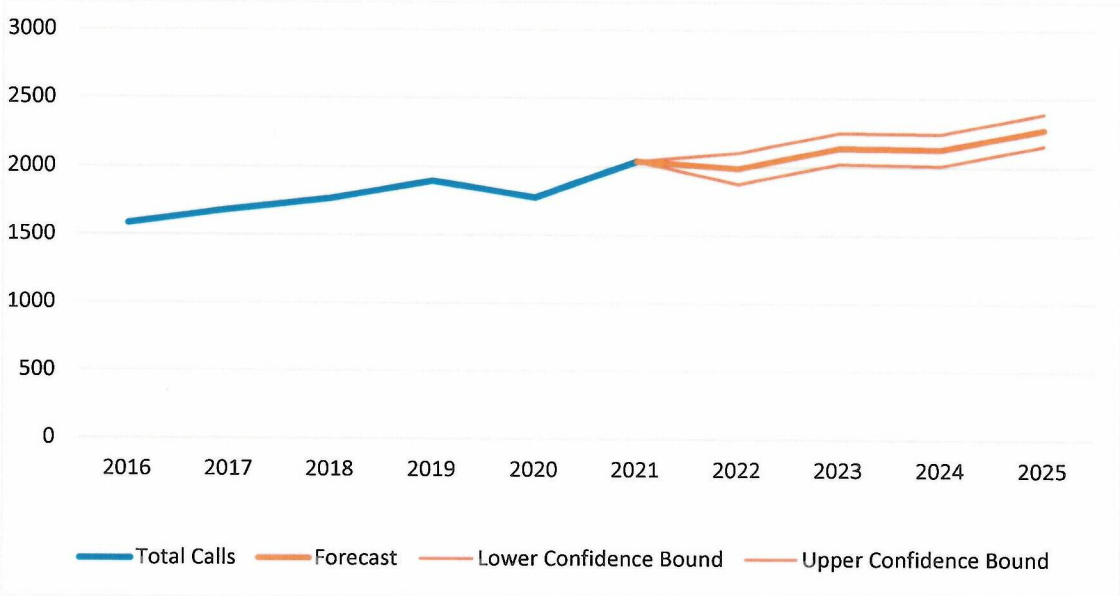
Basic Incident Type Code And Description (FD1.21)	Total Fires
445 - Arcing, shorted electrical equipment	17
500 - Service call, other	13
510 - Person in distress, other	2
511 - Lock-out	2
522 - Water or steam leak	7
531 - Smoke or odor removal	1
5311 - Odor Investigation, other than Smoke	9
550 - Public service assistance, other	6
551 - Assist police or other governmental agency	3
552 - Police matter	3
553 - Public service	12
554 - Assist invalid	9
561 - Unauthorized burning	5
600 - Good intent call, other	2
611 - Dispatched and cancelled en route	151
622 - No incident found on arrival at dispatch address	30
631 - Authorized controlled burning	3
650 - Steam, other gas mistaken for smoke, other	1
651 - Smoke scare, odor of smoke	3
652 - Steam, vapor, fog or dust thought to be smoke	1
653 - Smoke from barbecue, tar kettle	1
671 - HazMat release investigation w/no HazMat	2
700 - False alarm or false call, other	24
7101 - Malicious, mischievous/false alarm	1
714 - Central station, malicious false alarm	1
730 - System malfunction, other	1
731 - Sprinkler activation due to malfunction	4
733 - Smoke detector activation due to malfunction	7
735 - Alarm system sounded due to malfunction	2
736 - CO detector activation due to malfunction	5
7401 - Unintentional transmission of alarm	1
741 - Sprinkler activation, no fire - unintentional	1
743 - Smoke detector activation, no fire - unintentional	4
744 - Detector activation, no fire - unintentional	2
745 - Alarm system activation, no fire - unintentional	8
746 - Carbon monoxide detector activation, no CO	3
900 - Special type of incident, other	1
	Total: 2,043

Aggregate Function Criteria

Total Fires: Is Greater Than 0

Total Calls Projections

Year	Total Calls	Forecast	Lower Confidence Bound	Upper Confidence Bound
2016	1590			
2017	1689			
2018	1770			
2019	1899			
2020	1780			
2021	2043	2043	2043	2043
2022		1992	1880	2105
2023		2138	2025	2251
2024		2131	2015	2248
2025		2277	2161	2393





LYNDEN POLICE DEPARTMENT

Criminal and Other Activity

Top 10

November 2021 - January 2022

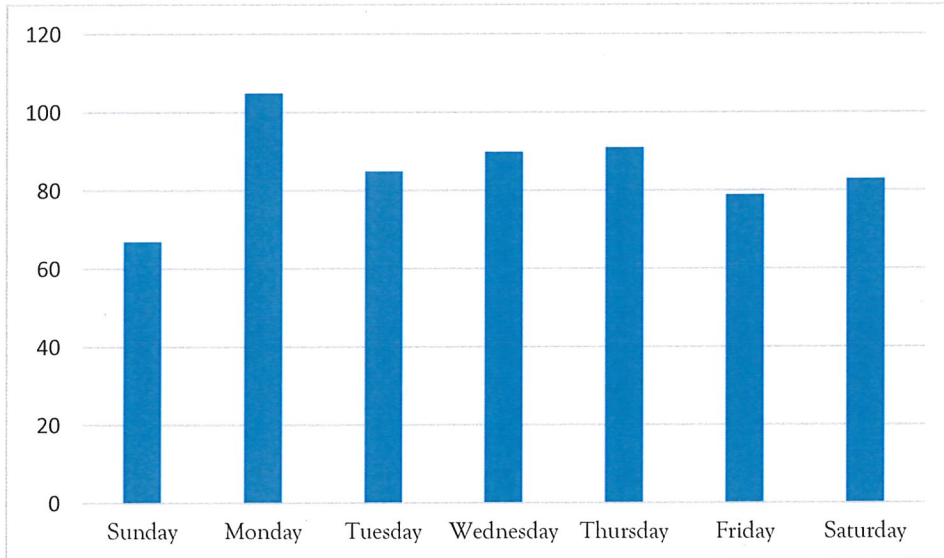
	Nov	Dec	Jan
Assault	3	0	3
Burglary (Residential)	5	7	5
Crimes Against Person	0	4	0
Domestic Violence	4	9	6
Drug Offenses	1	0	1
DUI	3	1	0
Sex Crime Reports	2	1	1
Theft	9	19	25
Traffic Accidents	10	7	5
Vehicle Prowls	5	2	3
Other Reportable Calls	65	66	69
Non-Reportable Calls	438	498	510



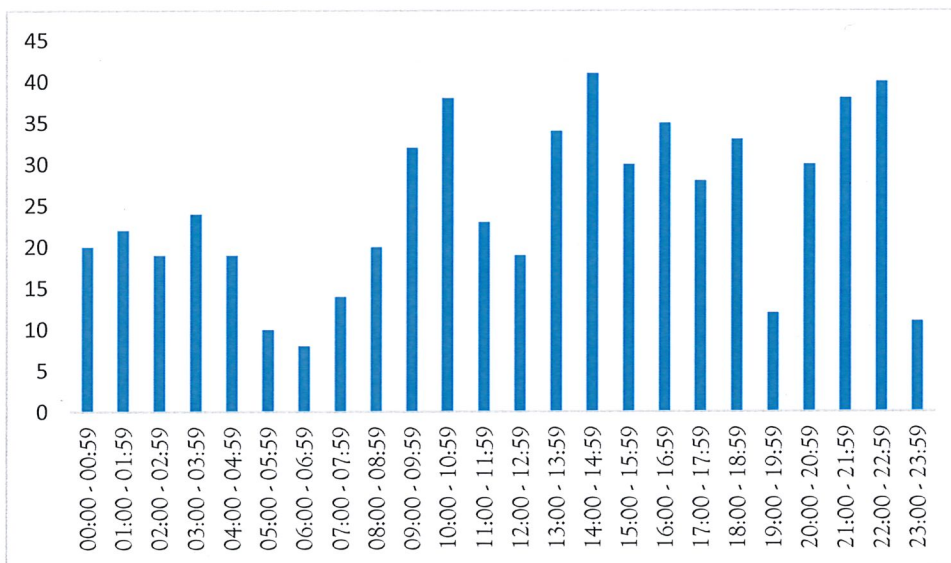
LYNDEN POLICE DEPARTMENT

January 2022

Calls by Day of the Week



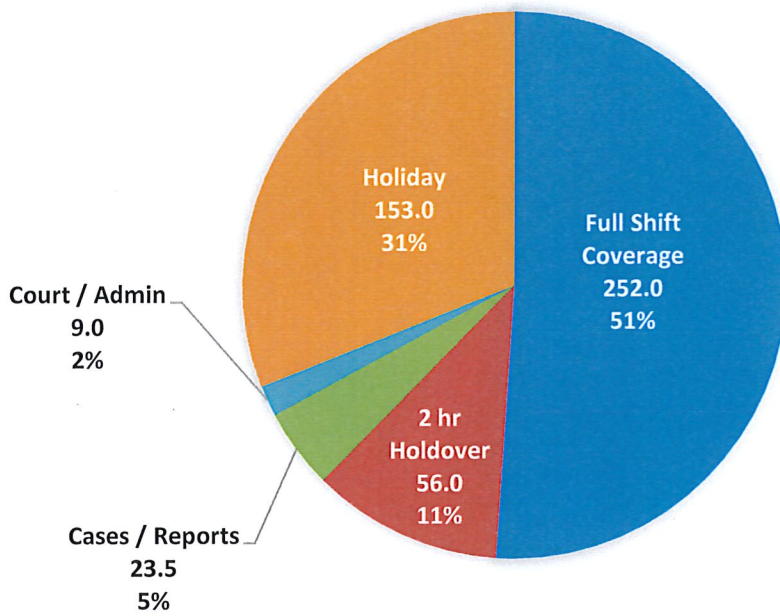
Calls by Hour





LYNDEN POLICE DEPARTMENT

January 2022 Overtime Hours (493.5)



Year to Date 2022 Overtime Hours

