

**TOWN OF LOS GATOS  
TOWN PENSION AND OPEB TRUSTS OVERSIGHT  
COMMITTEE SPECIAL MEETING AGENDA  
MARCH 18, 2025  
110 EAST MAIN STREET AND TELECONFERENCE  
TOWN COUNCIL CHAMBERS  
6:15 PM**

*Matthew Hudes, Mayor  
Rob Moore, Vice Mayor  
Mary Badame, Council Member  
Rob Rennie, Council Member  
Maria Ristow, Council Member*

**IMPORTANT NOTICE**

This is a hybrid meeting and will be held in-person at the Town Council Chambers at 110 E. Main Street and virtually through Zoom Webinar (log-in information provided below). Members of the public may provide public comments for agenda items in-person or virtually through the Zoom Webinar by following the instructions listed below. The live stream of the meeting may be viewed on television and/or online at [www.LosGatosCA.gov/TownYouTube](http://www.LosGatosCA.gov/TownYouTube).

This meeting will be teleconferenced pursuant to Government Code Section 54953(b)(3). Council Member Rob Rennie will be participating via teleconference from a location at 201 Zephyr Way, Winter Park, CO 80482. The teleconference locations shall be accessible to the public and the agenda will be posted at the teleconference location 72 hours before the meeting.

**HOW TO PARTICIPATE**

The public is welcome to provide oral comments in real-time during the meeting in three ways:

- **Zoom Webinar (Online):** Join from a PC, Mac, iPad, iPhone or Android device. Please click this URL to join: <https://losgatosca.gov.zoom.us/j/85480255805?pwd=AcqkJqaHxLHKqAbE6p3JGN7VOvhnjz.1>  
Passcode: 721113. You can also type in 854 8025 5805 in the “Join a Meeting” page on the Zoom website at zoom.us and use passcode 721113.
  - When the Mayor announces the item for which you wish to speak, click the “raise hand” feature in Zoom. If you are participating by phone on the Zoom app, press \*9 on your telephone keypad to raise your hand.
- **Telephone:** Please dial (888) 278-0296 for US Toll-free or (214) 765-0479 for US Toll. (Conference code: 919847)
  - If you are participating by calling in, press #2 on your telephone keypad to raise your hand.
- **In-Person:** Please complete a “speaker’s card” located on the back of the chamber benches and return it to the Town Clerk before the meeting or when the Mayor announces the item for which you wish to speak.

**NOTES:** (1) Comments will be limited to three (3) minutes or less at the Mayor’s discretion.

(2) If you are unable to participate in real-time, you may email [Clerk@losgatosca.gov](mailto:Clerk@losgatosca.gov) with the subject line “Public Comment Item #\_\_” (insert the item number relevant to your comment).

(3) Deadlines to submit public comments are:

11:00 a.m. the Thursday before the Committee meeting for inclusion in the agenda packet.

11:00 a.m. the Monday before the Committee meeting for inclusion in an addendum.

11:00 a.m. on the day of the Committee meeting for inclusion in a desk item.

(4) Persons wishing to make an audio/visual presentation may do so only on items on the agenda and must submit the presentation electronically to [Clerk@losgatosca.gov](mailto:Clerk@losgatosca.gov) no later than 3:00 p.m. on the day of the Committee meeting.

## **CALL MEETING TO ORDER**

### **ROLL CALL**

**APPROVE REMOTE PARTICIPATION** *(This item is listed on the agenda in the event there is an emergency circumstance requiring a Committee Member to participate remotely under AB 2449 (Government Code 54953)).*

**CONSENT ITEMS** *(Consent Items are considered routine Town business and may be approved by one motion. Any member of the Committee may remove an item from the Consent Items for comment and action. Members of the public may provide input on any or multiple Consent Item(s) when the Mayor asks for public comments on the Consent Items. If you wish to comment, please follow the Participation Instructions contained on Page 1 of this agenda. If an item is removed, the Mayor has the sole discretion to determine when the item will be heard.)*

1. Approve the Town Pension and OPEB Trusts Oversight Committee Meeting Minutes of December 17, 2024.

**VERBAL COMMUNICATIONS** *(Members of the public are welcome to address the Committee only on matters listed on the agenda. To ensure all agenda items are heard, this portion of the agenda is limited to 30 minutes. Each speaker is limited to no more than three (3) minutes or such time as authorized by the Mayor.)*

**OTHER BUSINESS** *(Up to three minutes may be allotted to each speaker on any of the following items.)*

2. Receive the California Employer's Retiree Benefit Trust (CERBT) Strategy 1 Market Value Summary Report for the Period Ending December 31, 2024 and the Performance Report as of January 31, 2025.
3. Receive the California Employer's Pension Prefunding Trust (CEPPT) Strategy Market Value Summary Report for the Period Ending December 31, 2024, and Performance as of January 31, 2025.

## **ADJOURNMENT**

**ADA NOTICE** In compliance with the Americans with Disabilities Act, if you need special assistance to participate in this meeting, please contact the Clerk's Office at (408) 354-6834. Notification at least two (2) business days prior to the meeting date will enable the Town to make reasonable arrangements to ensure accessibility to this meeting [28 CFR §35.102-35.104]. The ADA access ramp to the Town Council Chambers is under construction and will be inaccessible through June 2025. Persons who require the use of that ramp to attend meetings are requested to contact the Clerk's Office at least two (2) business days prior to the meeting date.

**NOTE:** The ADA access ramp to the Town Council Chambers is under construction and will be inaccessible through June 2025. Persons who require the use of that ramp to attend meetings are requested to contact the Clerk's Office at least two (2) business days prior to the meeting date.

**NOTICE REGARDING SUPPLEMENTAL MATERIALS** - Materials related to an item on this agenda submitted to the Town Council after initial distribution of the agenda packets are available for public inspection in the Clerk's Office at Town Hall, 110 E. Main Street, Los Gatos and on Town's website at [www.losgatosca.gov](http://www.losgatosca.gov). Town Council agendas and related materials can be viewed online at <https://losgatos-ca.municodemeetings.com/>.



**TOWN OF LOS GATOS  
PENSION AND OPEB TRUSTS  
OVERSIGHT COMMITTEE  
REPORT**

ITEM NO. 1.

MEETING DATE: 03/18/2025

ITEM NO: 1

---

**DRAFT  
Minutes of the Pension and OPEB Trusts Oversight Committee Meeting  
Tuesday, December 17, 2024  
6:15 P.M.**

The Pension and OPEB Trusts Oversight Committee of the Town of Los Gatos conducted a regular meeting in person and via teleconference.

**MEETING CALLED TO ORDER AT 6:17 P.M.**

**ROLL CALL**

Present: Mayor Matthew Hudes, Vice Mayor Rob Moore, Council Member Mary Badame, Council Member Rob Rennie, Council Member Maria Ristow.

Absent: None.

**VERBAL COMMUNICATIONS**

No one spoke.

**CONSENT ITEMS (TO BE ACTED UPON BY A SINGLE MOTION)**

1. Approve Minutes of the October 15, 2024, Town Pension and OPEB Trusts Oversight Committee Meeting.

Mayor Hudes opened public comment.

No one spoke.

Mayor Hudes closed public comment.

**MOTION:** Motion by Council Member Ristow to approve item one, the minutes from October 24, 2024. **Seconded** by Vice Mayor Moore.

**VOTE:** Motion passed unanimously.

**OTHER BUSINESS**

2. Receive the California Employer’s Pension Prefunding Trust (CEPPT) Strategy Market Value Summary Report for the Period Ending September 30, 2024, and Performance as of October 31, 2024.

Gitta Ungvari, Finance Director, presented the staff report.

PAGE 2 OF 2

SUBJECT: Draft Minutes of the Pension and OPEB Trusts Oversight Committee Meeting of  
December 17, 2024

DATE: December 17, 2024

Mayor Hudes opened public comment.

No one spoke.

Mayor Hudes closed public comment.

The Committee asked questions and received the report.

3. Receive the California Employer's Retiree Benefit Trust (CERBT) Strategy 1 Market Value Summary Report for the Period Ending September 30, 2024, and the Performance Report as of October 31, 2024.

Gitta Ungvari, Finance Director, presented the staff report.

Mayor Hudes opened public comment.

No one spoke.

Mayor Hudes closed public comment.

The Committee received the report.

### **ADJOURNMENT**

The meeting adjourned at 6:23 p.m.

Attest:

---

Jenna De Long, Deputy Town Clerk



**TOWN OF LOS GATOS**  
**TOWN PENSION AND OPEB TRUSTS**  
**OVERSIGHT COMMITTEE REPORT**

ITEM NO. 2.

MEETING DATE: 03/18/2025

ITEM NO: 2

**DATE:** March 11, 2025  
**TO:** Town Pension and OPEB Trusts Oversight Committee  
**FROM:** Chris Constantin, Town Manager  
**SUBJECT:** Receive the California Employer's Retiree Benefit Trust (CERBT) Strategy 1 Market Value Summary Report for the Period Ending December 31, 2024 and the Performance Report as of January 31, 2025.

**RECOMMENDATION:**

Receive California Employer's Retiree Benefit Trust (CERBT) Strategy 1 Market Value Summary Report for the Period Ending December 31, 2024 and the Performance Report as of January 31, 2025.

**BACKGROUND:**

In 2009, the Council approved participating in the CERBT Fund. The CERBT Fund is an IRS Section 115 trust fund dedicated to the prefunding of other post-employment benefits ("OPEB"). The CERBT Strategy 1 is the single investment vehicle for the Town's OPEB Plan ("OPEB Plan").

**DISCUSSION:**

The ending OPEB 115 Trust account balance as of December 31, 2024, was \$28,131,070.95 compared to \$29,169,416.85 as of September 30, 2024 (Attachment 1). As of January 31, 2025, the CERBT Strategy 1 fund had a net return of 2.27% for the month and 6.75% as of Fiscal Year to Date (Attachment 2).

The Town Finance Commission received this information at its March 11, 2025 meeting.

**Attachments:**

1. OPEB 115 Trust Market Value Summary Report as of December 31, 2024
2. CERBT Strategy 1 Performance Report January 31, 2025

**PREPARED BY:** Gitta Ungvari  
Finance Director

Reviewed by: Town Manager and Town Attorney

**Market Value Summary:**

	QTD Current Period	Fiscal Year to Date
Beginning Balance	\$29,169,416.85	\$26,976,205.35
Contribution	0.00	0.00
Disbursement	0.00	0.00
Transfer In	0.00	0.00
Transfer Out	0.00	0.00
Investment Earnings	(1,033,278.53)	1,165,914.61
Administrative Expenses	(1,954.56)	(5,399.13)
Investment Expense	(3,112.81)	(5,649.88)
Other	0.00	0.00
Ending Balance	\$28,131,070.95	\$28,131,070.95
FY End Contrib per GASB 74 Para 22	0.00	0.00
FY End Disbursement Accrual	0.00	0.00
Grand Total	\$28,131,070.95	\$28,131,070.95

**Unit Value Summary:**

	QTD Current Period	Fiscal Year to Date
Beginning Units	1,188,552.988	1,188,552.988
Unit Purchases from Contributions	0.000	0.000
Unit Sales for Withdrawals	0.000	0.000
Unit Transfer In	0.000	0.000
Unit Transfer Out	0.000	0.000
Ending Units	1,188,552.988	1,188,552.988
Period Beginning Unit Value	24.541958	22.696679
Period Ending Unit Value	23.668336	23.668336

Please note the Grand Total is your actual fund account balance at the end of the period, including all contributions per GASB 74 paragraph 22 and accrued disbursements. Please review your statement promptly. All information contained in your statement will be considered true and accurate unless you contact us within 30 days of receipt of this statement. If you have questions about the validity of this information, please contact CERBT4U@calpers.ca.gov.

Statement of Transaction Detail for the Quarter Ending 12/31/2024

Town of Los Gatos

Entity #: SKB0-4589482285



---

Date	Description	Amount	Unit Value	Units	Check/Wire	Notes
------	-------------	--------	------------	-------	------------	-------

---



# CERBT Strategy 1



January 31, 2025

## Objective

The CERBT Strategy 1 portfolio seeks to provide capital appreciation and income consistent with its strategic asset allocation. There is no guarantee that the portfolio will achieve its investment objective.

## Strategy

The CERBT Strategy 1 portfolio is invested in various asset classes. CalPERS periodically adjusts the composition of the portfolio in order to match the target allocations. Generally, equities are intended to help build the value of the employer's portfolio over the long term while bonds are intended to help provide income and stability of principal. Also, strategies invested in a higher percentage of equities seek higher investment returns (but assume more risk) compared with strategies invested in a higher percentage of bonds.

Compared with CERBT Strategy 2 and Strategy 3, this portfolio has a higher allocation to equities than bonds and other assets. Historically, equities have displayed greater price volatility and, therefore, this portfolio may experience greater fluctuation of value. Employers that seek higher investment returns, and are able to accept greater risk and tolerate more fluctuation in returns, may wish to consider this portfolio.

CalPERS Board may change the list of approved asset classes in composition as well as targeted allocation percentages and ranges at any time.

## Assets Under Management

As of the specified reporting month-end:

CERBT Strategy 1	Annual Operating Ratio
\$20,291,433,941	0.085%

## Composition

### Asset Class Allocations and Benchmarks

The CERBT Strategy 1 portfolio consists of the following asset classes and corresponding benchmarks:

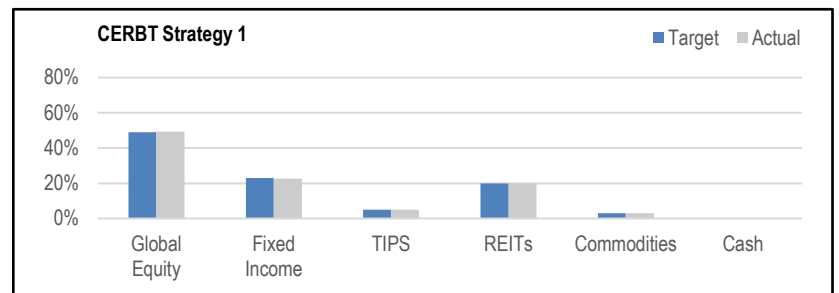
Asset Class	Target Allocation	Target Range	Benchmark
Global Equity	49%	± 5%	MSCI All Country World Index IMI (Net)
Fixed Income	23%	± 5%	Bloomberg Long Liability Index
Treasury Inflation-Protected Securities ("TIPS")	5%	± 3%	Bloomberg US TIPS Index, Series L
Real Estate Investment Trusts ("REITs")	20%	± 5%	FTSE EPRA/NAREIT Developed Index (Net)
Commodities	3%	± 3%	S&P GSCI Total Return Index
Cash	-	+ 2%	ICE BofA US 3-Month Treasury Bill Index

## Portfolio Benchmark

The CERBT Strategy 1 benchmark is a composite of underlying asset class market indices, each assigned the target weight for the asset class it represents.

## Target vs. Actual Asset Class Allocations

The following chart shows policy target allocations compared with actual asset allocations as of the specified reporting month-end. CalPERS may temporarily deviate from the target allocation to a particular asset class based on market, economic, or other considerations.



## CERBT Strategy 1 Performance as of January 31, 2025

	1 Month	3 Months	Fiscal YTD	1 Year	3 Years*	5 Years*	10 Years*	Since Inception* (June 1, 2007)
Gross Return <sup>1,3</sup>	2.28%	1.65%	6.69%	12.19%	2.93%	6.19%	6.46%	5.51%
Net Return <sup>2,3</sup>	2.27%	1.63%	6.65%	12.10%	2.85%	6.10%	6.37%	5.43%
Benchmark Returns	2.28%	1.61%	6.56%	11.93%	2.71%	5.94%	6.13%	5.13%
Standard Deviation <sup>4</sup>	-	-	-	-	14.25%	14.32%	11.49%	12.90%

\* Returns for periods greater than one year are annualized.

<sup>1</sup> Gross returns are net of SSGA operating expenses.

<sup>2</sup> Net returns are net of SSGA operating expenses, investment management, administrative and recordkeeping fees.

<sup>3</sup> Expenses are described in more detail on page 2 of this document.

<sup>4</sup> Standard deviation is based on gross returns and is reported for periods greater than 3 years.

# CERBT Strategy 1



January 31, 2025

## General Information

### Information Accessibility

The CERBT Strategy 1 portfolio consists of assets managed internally by CalPERS and/or by external advisors. Since it is not a mutual fund, a prospectus is not available and daily holdings are not published. CalPERS provides a quarterly statement of the employer's account and other information about the CERBT. For total market value, detailed asset allocation, investment policy and current performance information, please visit our website at: [www.calpers.ca.gov](http://www.calpers.ca.gov).

### Portfolio Manager Information

The CalPERS Board, through its Investment Committee, directs the CERBT investment strategy based on policies approved by the Board of Administration. State Street Global Advisors (SSGA) manages all underlying investments for CERBT, which include: Global Equity, Fixed Income, Real Estate Investment Trusts, Treasury Inflation-Protected Securities, and Commodities.<sup>1</sup>

### Custodian and Record Keeper

State Street Bank serves as custodian for the CERBT. Northeast Retirement Services serves as recordkeeper.

### Expenses

CERBT is a self-funded trust in which participating employers pay for all administrative and investment expenses. Expenses reduce the gross investment return by the fee amount. The larger the expenses, the greater the reduction of investment return. Currently, CERBT expenses are 0.085% which consist of administrative expenses borne by CalPERS to administer and oversee the Trust assets, investment management and administrative fees paid to SSGA to manage all asset classes, and recordkeeping fees paid to Northeast Retirement Services to administer individual employer accounts. The expenses described herein are reflected in the net asset value per unit. The expense ratio is subject to change at any time and without prior notification due to factors such as changes to average fund assets or market conditions. CalPERS reviews the operating expenses annually and changes may be made as appropriate. Even if the portfolio loses money during a period, the expenses will still be charged.

## What Employers Own

Each employer invested in CERBT Strategy 1 owns units of this portfolio, which invests in pooled asset classes managed by CalPERS and/or external advisors. Employers do not have direct ownership of the securities in the portfolio.

### Price

The value of the portfolio changes daily based upon the market value of the underlying securities. Just as prices of individual securities fluctuate, the portfolio's value also changes with market conditions.

## Principal Risks of the Portfolio

The CalPERS CERBT Fund provides California government employers with a trust through which they may prefund retiree medical costs and other post-employment benefits (OPEB). CERBT is not, however, a defined benefit plan. There is no guarantee that the portfolio will achieve its investment objectives or provide sufficient funding to meet employer obligations. Further, CalPERS will not make up the difference between an employer's CERBT assets and the actual cost of OPEB provided to an employer's plan members.

An investment in the portfolio is not a bank deposit, nor is it insured or guaranteed by the Federal Deposit Insurance Corporation (FDIC), CalPERS, the State of California or any other government agency.

There are risks associated with investing, including possible loss of principal. The portfolio's risk depends in part on the portfolio's asset class allocations and the selection, weighting and risks of the underlying investments. For more information about investment risks, please see the document entitled "CERBT Principal Investment Risks" located at [www.calpers.ca.gov](http://www.calpers.ca.gov).

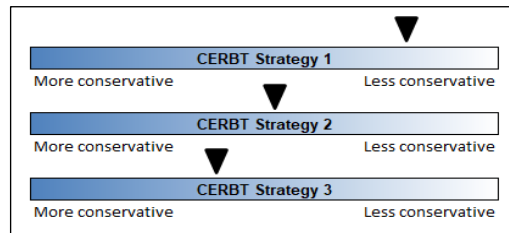
## Fund Performance

Performance data shown on page 1 represents past performance and is no guarantee of future results. The investment return and principal value of an investment will fluctuate so that an employer's units, when redeemed, may be worth more or less than their original cost. Current performance may be higher or lower than historical performance data shown. For current performance information, please visit [www.calpers.ca.gov](http://www.calpers.ca.gov) and follow the links to California Employers' Retiree Benefit Trust.

## CERBT Strategy Risk Levels

CalPERS offers employers the choice of one of three investment strategies. Projected risk levels among strategies vary, depending upon the target asset class allocations. Generally, equities carry more risk than fixed income securities.

Asset Class Target Allocations <sup>1</sup>	Strategy 1	Strategy 2	Strategy 3
Global Equity	49%	34%	23%
Fixed Income	23%	41%	51%
Treasury Inflation-Protected Securities	5%	5%	9%
Real Estate Investment Trusts	20%	17%	14%
Commodities	3%	3%	3%



<sup>1</sup> Since June 2018, SSGA has passively managed all CERBT asset classes. Previously, Fixed Income, TIPS and Commodity asset classes were managed internally by CalPERS.



**TOWN OF LOS GATOS**  
**TOWN PENSION AND OPEB TRUSTS**  
**OVERSIGHT COMMITTEE REPORT**

MEETING DATE: 03/18/2025

ITEM NO. 3.

ITEM NO: 3

**DATE:** March 11, 2025  
**TO:** Town Pension and OPEB Trusts Oversight Committee  
**FROM:** Chris Constantin, Town Manager  
**SUBJECT:** Receive the California Employer's Pension Prefunding Trust (CEPPT) Strategy Market Value Summary Report for the Period Ending December 31, 2024, and Performance as of January 31, 2025

**RECOMMENDATION:**

Receive the California Employer's Pension Prefunding Trust (CEPPT) Strategy 2 Market Value Summary Report for the period ending December 31, 2024, and performance as of January 31, 2025.

**BACKGROUND:**

On November 5, 2019, the Town Council authorized the Town Manager to enter into an agreement with CalPERS for participation in the California Employers' Pension Prefunding Trust (CEPPT) program.

The CEPPT Fund is a Section 115 trust fund dedicated to prefunding employer contributions to defined benefit pension systems for eligible California public agencies. On March 3, 2020, the Town Pension and OPEB Trusts Oversight Committee adopted CEPPT Strategy 2 as the asset allocation for the Town's Section 115 Trust pension assets.

**DISCUSSION:**

Effective Fiscal Year (FY) 2015/16, Council determined that if sufficient General Fund year-end savings are available and targeted reserve levels for the Catastrophic Reserve and Budget Stabilization Reserve have been met, upon the final close of the fiscal year, a minimum of \$300,000 annually shall be deposited into the Pension/OPEB Reserve Fund. In 2018, the Council updated the General Fund Reserve Policy to provide for additional discretionary payments

**PREPARED BY:** Gitta Ungvari  
Finance Director

Reviewed by: Town Manager, and Town Attorney

SUBJECT: CEPPT Update

DATE: March 11, 2025

Strategy 2 (ADPs) of \$390,000 per year to address the unfunded pension liability. Under the updated Policy, a 20-year amortization equivalence will be achieved.

The ending CEPPT 115 Trust account balance as of December 31, 2024, was \$2,353,077.65 (Attachment 1). As of January 31, 2025, the CEPPT Strategy 2 fund had a net return of 1.26% for the month and 4.24% for the Fiscal Year to Date (FYTD) (Attachment 2). Staff expects to transfer an additional \$690,000 to the CEPPT Trust during FY 2024-25. According to the March 2024 Pension/OPEB Oversight Committee action, the Town will keep the funds in the CEPPT Trust. It will continuously monitor and evaluate whether an additional discretionary payment should be made directly to CalPERS.

The Town Finance Commission received this report at its March 10, 2025, regular meeting. The Commission reiterated its prior recommendation to the Oversight Committee to transfer the balance of the Pension IRS 115 Trust to CalPERS and pay off the Longest Base in the Safety Plan to maximize the interest savings. At the time of the former recommendation, according to the actuarial analysis, paying an ADP of \$2.18 million to the Safety Plan would have yielded approximately \$2,259,000 in interest savings. The Finance Commission also recommended that the Town move from Strategy 2 to Strategy 1.

Staff plans to set up a joint Study Session between the Town Pension and OPEB Trust Oversight Committee and the Finance Commission to discuss the pension and OPEB Trusts. Staff recommends waiting until the study session to decide on transferring the money to CalPERS. In the meantime, if the Council wishes to take a higher risk in the CEPPT Trust investment, the portfolio can be moved from Strategy 2 to Strategy 1. Taking higher risks can potentially increase the growth as well as the loss in the current portfolio.

Attachments:

1. CEPPT Market Value Summary Report as of December 31, 2024
2. CEPPT Strategy 2 Performance as of January 31, 2025

**Market Value Summary:**

	QTD Current Period	Fiscal Year to Date
Beginning Balance	\$2,328,305.36	\$2,188,658.95
Contribution	0.00	0.00
Disbursement	0.00	0.00
Transfer In	0.00	0.00
Transfer Out	0.00	0.00
Investment Earnings	(73,904.01)	67,053.61
Administrative Expenses	(873.05)	(1,737.90)
Investment Expense	(450.65)	(897.01)
Other	0.00	0.00
Ending Balance	\$2,253,077.65	\$2,253,077.65
FY End Contribution Accrual	0.00	0.00
FY End Disbursement Accrual	0.00	0.00
Grand Total	\$2,253,077.65	\$2,253,077.65

**Unit Value Summary:**

	QTD Current Period	Fiscal Year to Date
Beginning Units	204,653.336	204,653.336
Unit Purchases from Contributions	0.000	0.000
Unit Sales for Withdrawals	0.000	0.000
Unit Transfer In	0.000	0.000
Unit Transfer Out	0.000	0.000
Ending Units	204,653.336	204,653.336
Period Beginning Unit Value	11.376825	10.694469
Period Ending Unit Value	11.009239	11.009239

Please note the Grand Total is your actual fund account balance at the end of the period, including accrued contribution and disbursements. Please review your statement promptly. All information contained in your statement will be considered true and accurate unless you contact us within 30 days of receipt of this statement. If you have questions about the validity of this information, please contact CEPPT4U@calpers.ca.gov.

Statement of Transaction Detail for the Quarter Ending 12/31/2024

Town of Los Gatos

Entity #: SKHE-4589482285-501P



Date	Description	Amount	Unit Value	Units	Check/Wire	Notes
------	-------------	--------	------------	-------	------------	-------

# CEPPT Strategy 2



January 31, 2025

## Objective

The CEPPT Strategy 2 portfolio seeks to provide capital appreciation and income consistent with its strategic asset allocation. There is no guarantee that the portfolio will achieve its investment objective.

## Strategy

The CEPPT Strategy 2 portfolio is invested in various asset classes that are passively managed to an index. CalPERS periodically adjusts the composition of the portfolio in order to help build the value of the employer's portfolio over the long term while bonds are intended to help provide income and stability of principal. Also, strategies invested in a higher percentage of equities seek higher investment returns (but assume more risk) compared with strategies invested in a higher percentage of bonds.

Compared with CEPPT Strategy 1, this portfolio has a lower allocation to equities and a higher allocation to bonds. Historically, funds with a lower percentage of equities have displayed less price volatility and, therefore, this portfolio may experience comparatively less fluctuation of value. Employers that seek greater stability of value, in exchange for possible lower investment returns, may wish to consider this portfolio.

CalPERS Board may change the list of approved asset classes in composition as well as targeted allocation percentages and ranges at any time.

## Composition

### Asset Class Allocations and Benchmarks

The CEPPT Strategy 2 portfolio consists of the following asset classes and corresponding benchmarks:

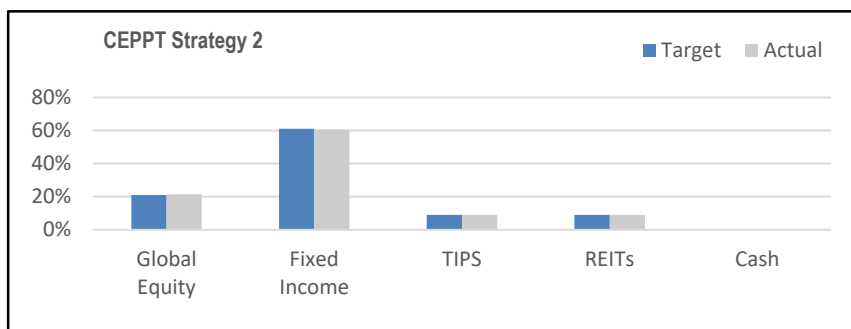
Asset Class	Target Allocation	Target Range	Benchmark
Global Equity	21%	± 5%	MSCI All Country World Index IMI (Net)
Fixed Income	61%	± 5%	Bloomberg US Aggregate Bond Index
Treasury Inflation-Protected Securities ("TIPS")	9%	± 3%	Bloomberg US TIPS Index, Series L
Real Estate Investment Trusts ("REITs")	9%	± 5%	FTSE EPRA/NAREIT Developed Index (Net)
Cash	-	+ 2%	ICE BofA US 3-Month Treasury Bill Index

### Portfolio Benchmark

The CEPPT Strategy 2 benchmark is a composite of underlying asset class market indices, each assigned the target weight for the asset class it represents.

### Target vs. Actual Asset Class Allocations

The following chart shows policy target allocations compared with actual asset allocations as of the specified reporting month-end. CalPERS may temporarily deviate from the target allocation for a particular asset class based on market, economic, or other considerations.



## Assets Under Management

As of the specified reporting month-end:

CEPPT Strategy 2	Annual Expense Ratio
\$72,200,718	0.25%

## CEPPT Strategy 2 Performance as of January 31, 2025

	1 Month	3 Months	Fiscal YTD	1 Year	3 Years*	5 Years*	10 Years*	Since Inception* (January 1, 2020)
Gross Return <sup>1,3</sup>	1.28%	0.67%	4.38%	6.35%	0.75%	2.03%	-	2.28%
Net Return <sup>2,3</sup>	1.26%	0.61%	4.24%	6.11%	0.53%	1.80%	-	2.04%
Benchmark Return	1.28%	0.62%	4.28%	6.25%	0.66%	1.92%	-	2.17%
Standard Deviation <sup>4</sup>	-	-	-	-	9.66%	8.34%	-	8.29%

\* Returns for periods greater than one year are annualized.

<sup>1</sup> Gross returns are net of SSGA operating expenses.

<sup>2</sup> Net returns are net of SSGA operating expenses, investment management, administrative and recordkeeping fees.

<sup>3</sup> Expenses are described in more detail on page 2 of this document.

<sup>4</sup> Standard deviation is based on gross returns and is reported for periods greater than 3 years.



# CEPPT Strategy 2



January 31, 2025

## General Information

### Information Accessibility

The CEPPT Strategy 2 portfolio consists of assets managed internally by CalPERS and/or by external managers. Since it is not a mutual fund, a prospectus is not available and daily holdings are not published. CalPERS provides a quarterly statement of the employer's account and other information about the CEPPT. For total market value, detailed asset allocation, investment policy and performance information, please visit our website at [www.calpers.ca.gov](http://www.calpers.ca.gov).

### Portfolio Manager Information

The CalPERS Board, through its Investment Committee, directs the CEPPT investment strategy based on policies approved by the Board of Administration. State Street Global Advisors (SSGA) manages all underlying investments for CEPPT, which include: Global Equity, Fixed Income, Real Estate Investment Trusts, and Treasury Inflation-Protected Securities.

### Custodian and Record Keeper

State Street Bank serves as custodian for the CEPPT. Northeast Retirement Services serves as recordkeeper.

### Expenses

CEPPT is a self-funded trust in which participating employers pay for all administrative and investment expenses. Expenses reduce the gross investment return by the fee amount. The larger the expenses, the greater reduction of investment return. Currently, CEPPT expense ratios are 0.25%. This equates to \$2.50 per \$1,000 invested. The expenses consist of administrative expenses borne by CalPERS to administer and oversee the Trust assets, investment management and administrative fees paid to SSGA to manage all asset classes, and recordkeeping fees paid to Northeast Retirement Services to administer individual employer accounts. The expenses described herein are reflected in the net asset value per unit. The expense ratio is subject to change at any time and without prior notification due to factors such as changes to average fund assets or market conditions. CalPERS reviews the operating expenses annually and changes may be made as appropriate. Even if the portfolio loses money during a period, the expenses will still be charged.

## What Employers Own

Each employer invested in CEPPT Strategy 2 owns units of this portfolio, which invests in pooled asset classes managed by CalPERS and/or external advisors. Employers do not have direct ownership of the securities in the portfolio.

### Price

The value of the portfolio changes daily based upon the market value of the underlying securities. Just as prices of individual securities fluctuate, the portfolio's value also changes with market conditions.

## Principal Risks of the Portfolio

The CEPPT fund is a trust fund dedicated to prefunding employer contributions to defined benefit pension plans for eligible state and local agencies. CEPPT is not, however, a defined benefit plan. There is no guarantee that the portfolio will achieve its investment objectives or provide sufficient funding to meet employer obligations.

An investment in the portfolio is not a bank deposit, nor is it insured or guaranteed by the Federal Deposit Insurance Corporation (FDIC), CalPERS, the State of California or any other government agency.

There are risks associated with investing, including possible loss of principal. The portfolio's risk depends in part on the portfolio's asset class allocations and the selection, weighting and risks of the underlying investments. For more information about investment risks, please see the document entitled "CEPPT Principal Investment Risks" located at [www.calpers.ca.gov](http://www.calpers.ca.gov).

## Fund Performance

Performance data shown on page 1 represents past performance and is no guarantee of future results. The investment return and principal value of an investment will fluctuate so that an employer's units, when redeemed, may be worth more or less than their original cost. Current performance may be higher or lower than historical performance data shown. For current performance information, please visit [www.calpers.ca.gov](http://www.calpers.ca.gov) and follow the links to California Employers' Pension Prefunding Trust.

## CEPPT Strategy Risk Levels

CalPERS offers employers the choice of one of two investment strategies. Projected risk levels among risk strategies vary, depending upon the target asset class allocations. Generally, equities carry more risk than fixed income securities.

Asset Class Target Allocations	Strategy 1	Strategy 2
Global Equity	37%	21%
Fixed Income	44%	61%
Treasury-Inflation Protected Securities	5%	9%
Real Estate Investment Trusts	14%	9%

