



**TOWN OF LOS GATOS  
COMPLETE STREETS AND TRANSPORTATION COMMISSION  
AGENDA  
MAY 08, 2025  
41 MILES AVENUE  
RJ BRYANT SERVICE CENTER  
7:30 AM**

*Jeff Suzuki, Chair  
Erik Miller, Vice Chair  
Bill Ehlers, Commissioner  
Pradeep Khanal, Commissioner  
Alice Miano, Commissioner  
Elisabeth Tabinski, Commissioner  
Rushil Sharma, Youth Commissioner*

**HOW TO PARTICIPATE**

The Town of Los Gatos strongly encourages your active participation in the public process. If you are interested in providing oral comments during the meeting, you must attend in-person, complete a speaker's card, and return it to the staff. If you wish to speak to an item on the agenda, please list the item number on the speaker card. The time allocated to speakers may change to better facilitate the meeting. If you are unable to attend the meeting in-person, you are welcome to submit written comments via email to [ppwcomment@losgatosca.gov](mailto:ppwcomment@losgatosca.gov).

**Public Comment During the Meeting:**

When called to speak, please limit your comments to three (3) minutes, or such other time as the Chair may decide, consistent with the time limit for speakers at a Town meeting.

Speakers at public meetings may be asked to provide their name and to state whether they are a resident of the Town of Los Gatos. Providing this information is not required.

**Deadlines to Submit Written Comments:**

If you are unable to participate in person, you may email with the subject line "Public Comment Item #\_" (insert the item number relevant to your comment). Persons wishing to submit written comments to be included in the materials provided to the Commission must provide the comments as follows:

For inclusion in the agenda packet: 11:00 a.m. the Friday before the Commission meeting.  
For inclusion in the agenda packet supplemental materials: by 11:00 a.m. on the day before the Commission meeting.

## CALL MEETING TO ORDER

## ROLL CALL

**CONSENT ITEMS** *(Items appearing on the Consent are considered routine Town business and may be approved by one motion. Members of the public may provide input on any Consent Item(s) when the Chair asks for public comment on the Consent Items.)*

1. Approve Complete Streets & Transportation Commission Special Meeting Minutes of March 27, 2025

**VERBAL COMMUNICATIONS** *(Members of the public are welcome to address the Complete Streets and Transportation Commission on any matter that is not listed on the agenda and is within the subject matter jurisdiction of the Commission. To ensure all agenda items are heard, this portion of the agenda is limited to 30 minutes. In the event additional speakers were not able to be heard during the initial Verbal Communications portion of the agenda, an additional Verbal Communications will be opened prior to adjournment. Each speaker is limited to three minutes or such time as authorized by the Chair.)*

**OTHER BUSINESS** *(Up to three minutes may be allotted to each speaker on any of the following items.)*

- [2.](#) Youth Commission Report / High School Counts (Verbal Report and Attachments)
3. AB413 Implementation Update (Verbal Report)
4. Police Department Quarterly Report (Verbal Report)
5. June 2024 - June 2025 Ad Hoc Committee Reports
  - a. Discuss Draft Beach Traffic Recommendation Report - Chair Suzuki, Vice-Chair Miller and Commissioner Khanal (Draft Written Report To Be Provided 5/5)
  - b. VTA Bus Passes - Chair Suzuki, Commissioner Miano and Youth Commissioner Sharma (Verbal Report)
- [6.](#) PPW Department Report
  - a. Project Updates (Verbal Report)
  - b. Future Agenda Items (Attachment)
7. BPAC Report (Erik Miller - Term expires June 2026)

## COMMISSIONER REPORTS

## ADJOURNMENT

**ADA NOTICE** In compliance with the Americans with Disabilities Act, if you need special assistance to participate in this meeting, please contact the Clerk's Office at (408) 354-6834. Notification at least two (2) business days prior to the meeting date will enable the Town to make reasonable arrangements to ensure accessibility to this meeting. [28 CFR §35.102-35.104]



**TOWN OF LOS GATOS  
COMPLETE STREETS AND  
TRANSPORTATION COMMISSION  
REPORT**

MEETING DATE: 05/08/2025  
ITEM NO: 1

---

**MINUTES OF THE COMPLETE STREETS AND TRANSPORTATION COMMISSION  
SPECIAL MEETING  
MARCH 27, 2025**

The Complete Streets and Transportation Commission of the Town of Los Gatos conducted its Special Meeting on Thursday, March 27, 2025, at 4:00 p.m.

**MEETING CALLED TO ORDER AT 4:00 P.M.**

**ROLL CALL**

Present: Chair Jeff Suzuki, Vice Chair Erik Miller, Commissioners Bill Ehlers (arrived 4:02 p.m.), Pradeep Khanal, Alice Miano, Elisabeth Tabinski and Youth Commissioner Rushil Sharma.

**CONSENT ITEMS**

1. Approve Complete Streets & Transportation Commission Minutes of February 13, 2025.

**MOTION:** Motion by Commissioner Miano to approve Consent Item 1.

**Seconded** by Commissioner Khanal.

**VOTE:** Motion passed: 6-1; Commissioner Ehlers absent

**OTHER BUSINESS**

2. Youth Commission Report (Verbal Report)  
Youth Commissioner Sharma and Youth Commissioner alternative Asheghian verbally reported out on this item.
3. Blossom Hill Road Traffic Improvement Summary of Improvements (Attachment)  
Director Burnham introduced the agenda item and introduced Mike Vroman, Senior Traffic Engineer, and Gary Heap, Town Engineer. Mike Vroman provided an update on the Blossom Hill Road Traffic Improvements, including background information, current progress, and conclusions.

Commission asked questions.

Chair Suzuki opened public comment.

Joanne Justis

- Commented on safety concerns of Blossom Hill Road Improvement Project.

Commission asked questions and provided comments.

Linda Swenberg

- Recommended staff review the results of the Blossom Hill Road Improvement Project.

Wendy Riggs

- Commented on the Blossom Hill Road Improvement Project.

Commission asked questions.

Jennifer Kretschmer

- Shared concerns on the Blossom Hill Road Improvement Project.

Commission asked questions on the item.

**MOTION:** Motion by Commissioner Ehlers recommended that the commission move to accept the Blossom Hill Road Traffic Improvement Summary report.

**Seconded** by Commissioner Miano.

**VOTE:** Motion passed: 7-0

4. Safe Routes to School Quarterly Report (Verbal Report)

Wendy Riggs shared updates on upcoming events, programming and provided an overview of the walk and bike assessments. Commission asked questions and discussed this item.

5. June 2024 – June 2025 Ad Hoc Committee Reports (Verbal Reports)

- a. Beach Traffic – Chair Suzuki, Vice Chair Miller and Commissioner Khanal  
Chair Suzuki verbally reported on this item.
- b. VTA Bus Passes – Chair Suzuki, Commissioner Miano and Youth Commissioner Sharma  
Chair Suzuki provided an update on the VTA Bus Passes. Commission asked questions and comments.

6. Discuss Need for Future Ad Hoc Committees Based on 2025 Work Plan (Attachment – Work Plan Adopted by CSTC January 2025 and Town Council on February 4, 2025)

Chair Suzuki opened the discussion of adding future ad hoc committees. Commission further discussed this item.

7. PPW Department Report

Director Burnham shared an update on the Hwy 17 Bicycle & Pedestrian Overcrossing and mentioned seeking any interested volunteers for Spring into Green.

- a. Project Updates (Verbal Report)
  - i. Trailhead Connector Project  
Director Burnham shared the project has been completed.

- ii. Shannon Road Bicycle and Pedestrian Project  
Town Engineer Heap provided an update on this project.
- iii. 2025 Paving Project  
Town Engineer Heap provided an update on this project.

b. Future Agenda Items (Attachment)

Director Burnham presented the attachment and discussed future items.

c. Protocols for Commission Members

Director Burnham provided a verbal report on press inquiries, outlining the process and best practices.

8. BPAC Report (Attachment, See pages 5-6, 7-8, 11-12, 25-26 for discussion of interest to the Town of Los Gatos) (Erik Miller - Term expires June 2026)  
No new report.

**COMMISSIONER REPORTS**

- Commissioner Miano reported that Community Advisory Committee series of meetings have been cancelled and provided an update on the Ride and Taste LG.
- Vice Chair Miller shared Bike to Wherever Day.

**ADJOURNMENT** - Meeting adjourned at 5:33 p.m.

This is to certify that the foregoing is a true and correct copy of the minutes of the March 27, 2025 Special Meeting as approved by the Complete Streets & Transportation Commission.

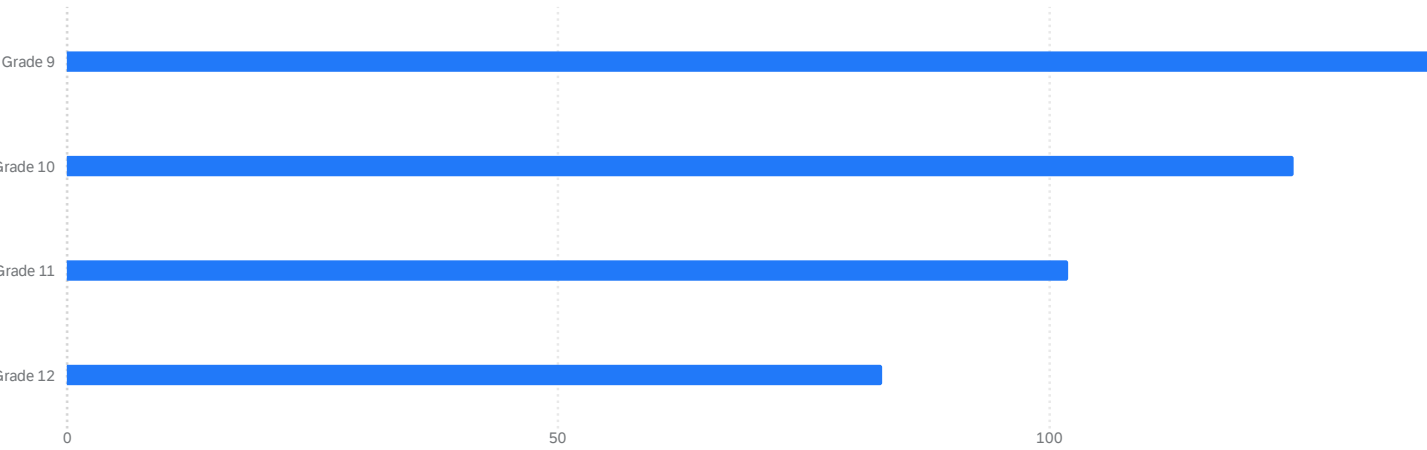
---

/s/Nicolle Burnham, PPW Director

Responses: 449

What grade are you in? 449 ⓘ

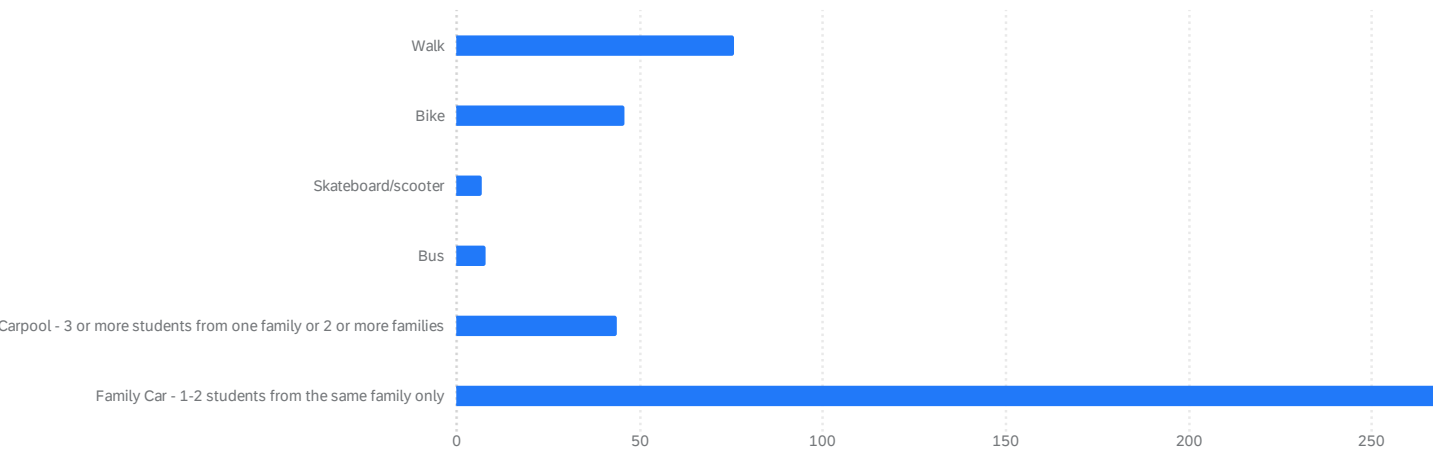
MEETING DATE: 5/08/2025  
ITEM NO.: 2



What grade are you in? 449 ⓘ

Q2 - What grade are you in?	Count	Count
Grade 9	31%	139
Grade 10	28%	125
Grade 11	23%	102
Grade 12	18%	83

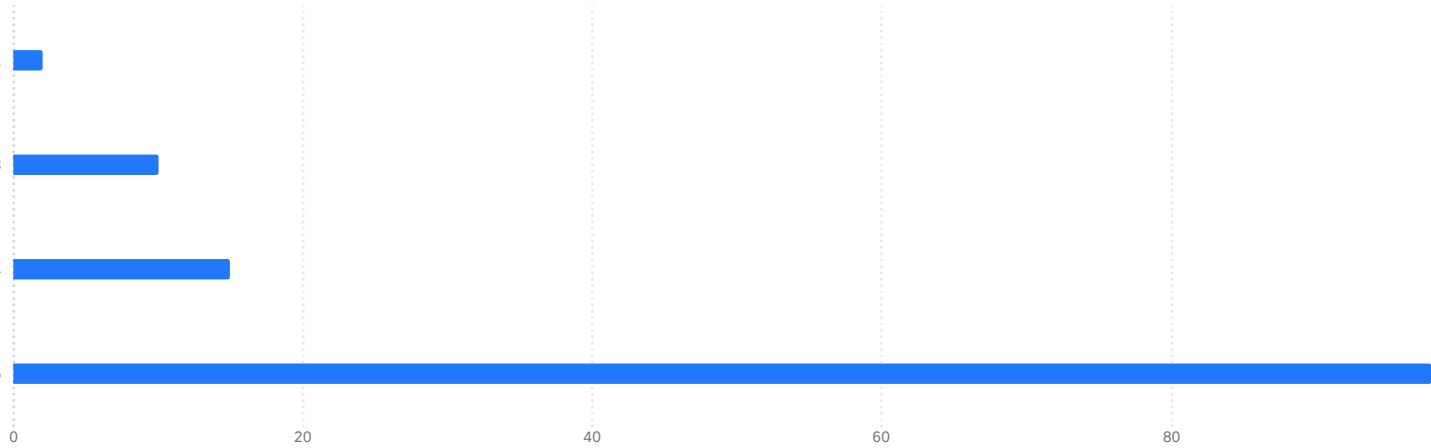
How do you typically get to school? (3+ times per week) 449 ⓘ



How do you typically get to school? (3+ times per week) 449 ⓘ

Q5 - How do you typically get to school? (3+ times per week)	Count	Count
Walk	17%	76
Bike	10%	46
Skateboard/scooter	2%	7
Bus	2%	8
Carpool - 3 or more students from one family or 2 or more families	10%	44
Family Car - 1-2 students from the same family only	60%	268

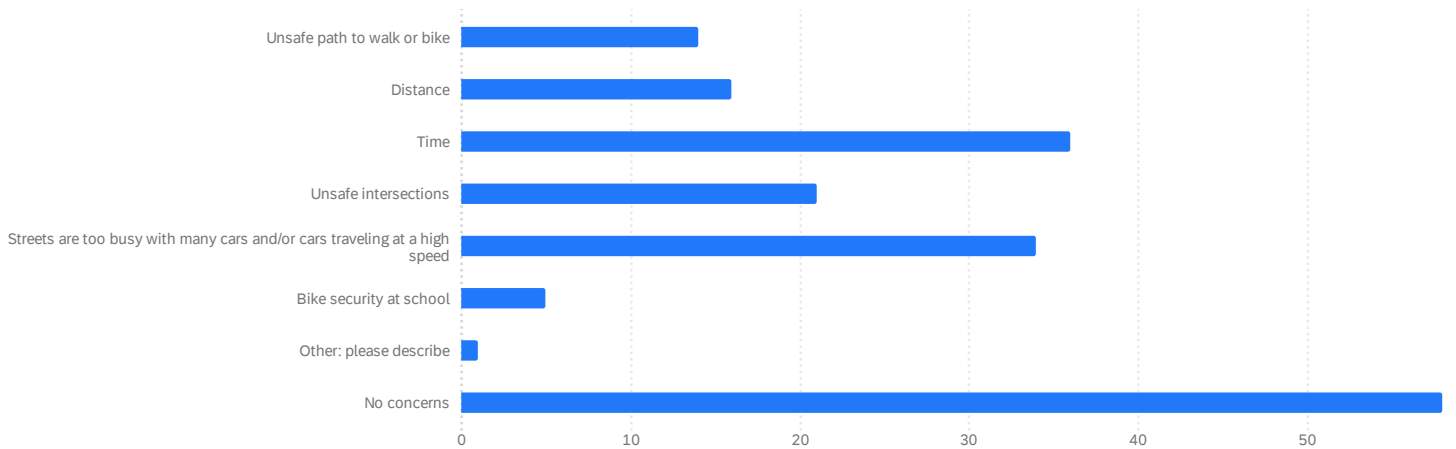
How many days in a week do you walk/bike/ride a scooter to school? 125 ⓘ



How many days in a week do you walk/bike/ride a scooter to school? 125 ⓘ

Q6 - How many days in a week do you walk/bike/ride a scooter to school?	Count	Count
1	2%	2
3	8%	10
4	12%	15
5	78%	98

What of the following issues do you face when walking/biking/skating/riding scooter to/from school? Check any/all that apply. 125 ⓘ

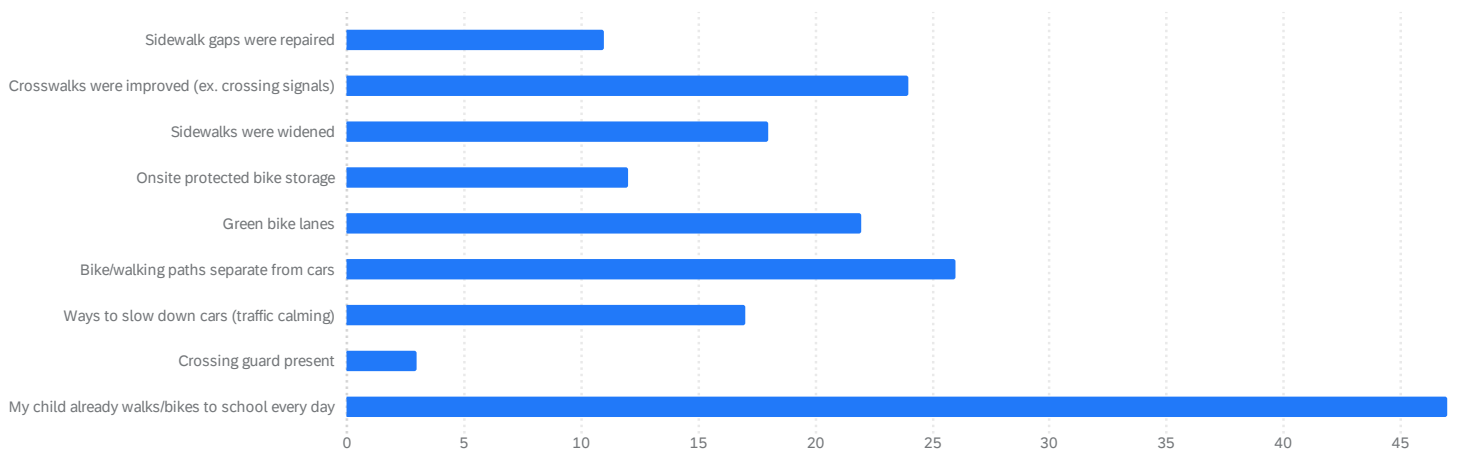


What of the following issues do you face when walking/biking/skating/riding scooter to/from school? Check any/all that apply. 125 ⓘ

Q7 - What of the following issues do you face when walking/biking/skating/riding scooter to/from school? Check any/all that apply.

	Count	Count
Unsafe path to walk or bike	11%	14
Distance	13%	16
Time	29%	36
Unsafe intersections	17%	21
Streets are too busy with many cars and/or cars traveling at a high speed	27%	34
Bike security at school	4%	5
Other: please describe	1%	1
No concerns	46%	58

Which improvements would result in you walking or biking to school more often (almost every day)? - choose all that apply. 94 ⓘ

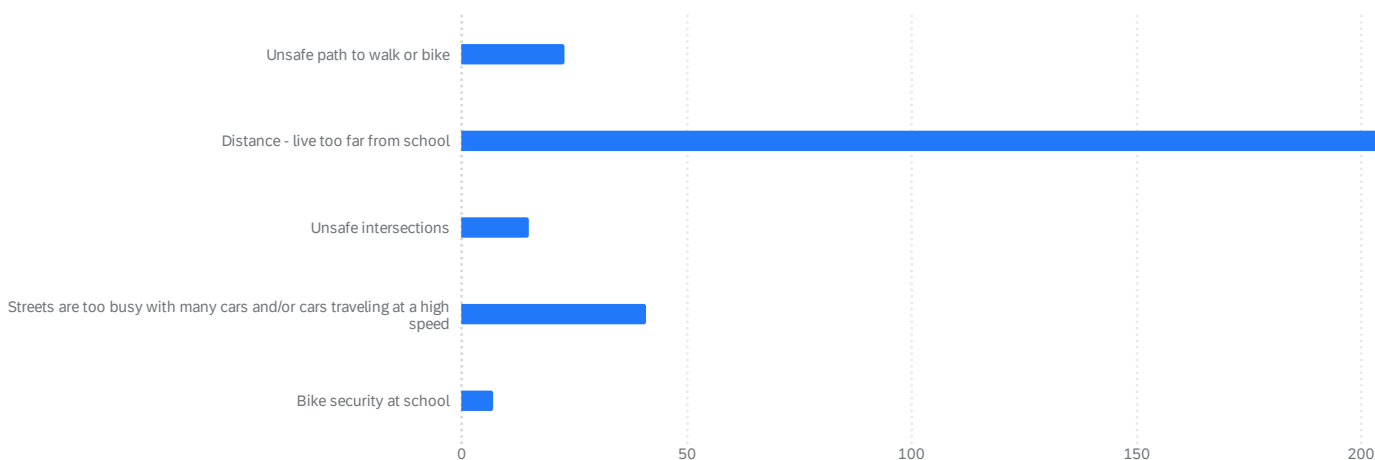




Which improvements would result in you walking or biking to school more often (almost every day)? - choose all that apply. 94 ⓘ

Q8 - Which improvements would result in you walking or biking to school more often (almost every day)? - choose all that apply.	Count	Count
Sidewalk gaps were repaired	12%	11
Crosswalks were improved (ex. crossing signals)	26%	24
Sidewalks were widened	19%	18
Onsite protected bike storage	13%	12
Green bike lanes	23%	22
Bike/walking paths separate from cars	28%	26
Ways to slow down cars (traffic calming)	18%	17
Crossing guard present	3%	3
My child already walks/bikes to school every day	50%	47

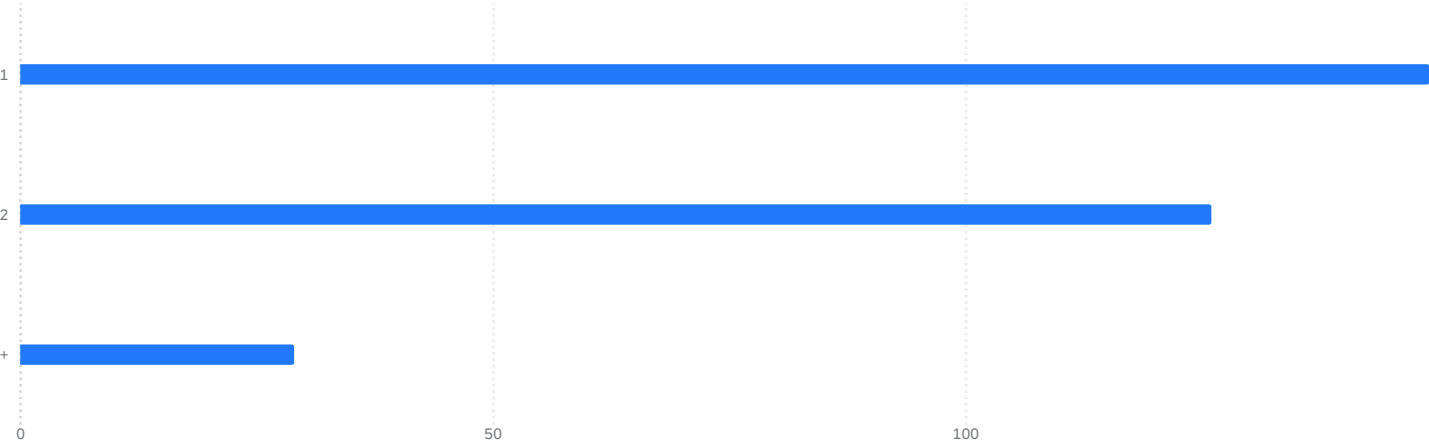
If you are driven to school by car, what is the primary concern that hinders you from walking/biking/skateboarding/scooter to/from school? 304 ⓘ



If you are driven to school by car, what is the primary concern that hinders you from walking/biking/skateboarding/scooter to/from school? 304 ⓘ

Q9 - If you are driven to school by car, what is the primary concern that hinders you from walking/biking/skateboarding/scooter to/from school?	Count	Count
Unsafe path to walk or bike	8%	23
Distance - live too far from school	72%	218
Unsafe intersections	5%	15
Streets are too busy with many cars and/or cars traveling at a high speed	13%	41
Bike security at school	2%	7

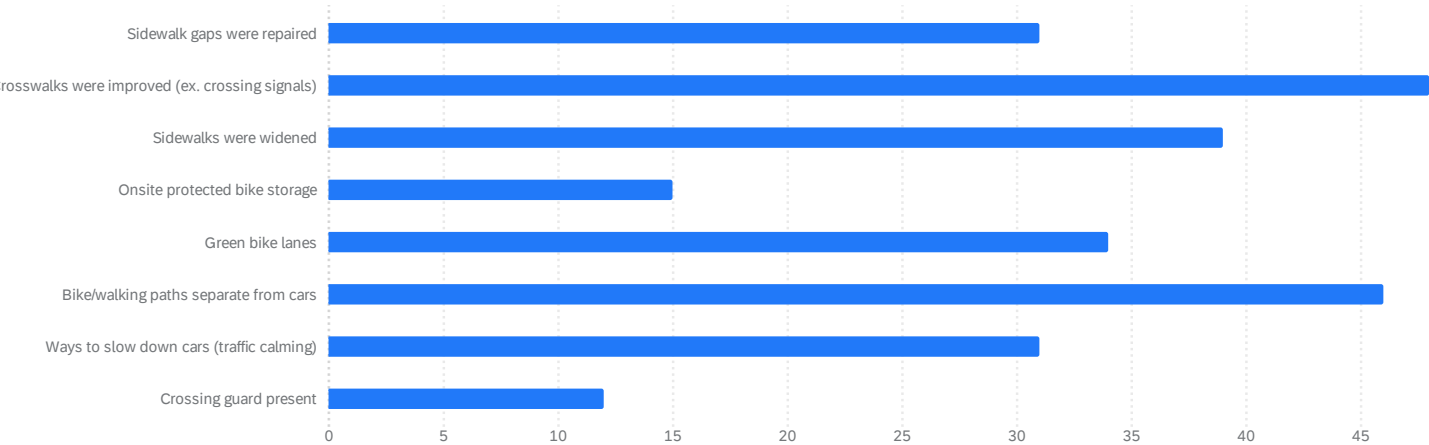
If you are driven to school by car, how many students are in the same vehicle? 304 ⓘ



If you are driven to school by car, how many students are in the same vehicle? 304 ⓘ

Q10 - If you are driven to school by car, how many students are in the same vehicle?	Count	Count
1	49%	149
2	41%	126
3+	10%	29

If one of the following improvements were implemented, would you walk or bike to school more? - choose all that apply. 103 ⓘ



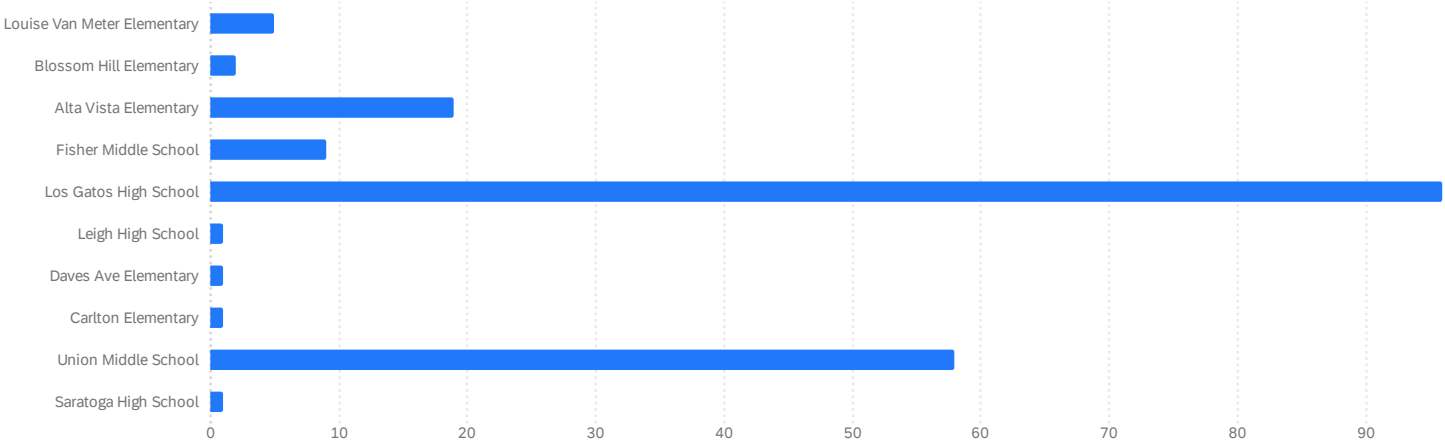
If one of the following improvements were implemented, would you walk or bike to school more? - choose all that apply. 103 ⓘ

Q11 - If one of the following improvements were implemented, would you walk or bike to school more? - choose all that apply.	Count	Count
Sidewalk gaps were repaired	30%	31
Crosswalks were improved (ex. crossing signals)	47%	48

Q11 - If one of the following improvements were implemented, would you walk or bike to school more? - choose all that apply.	Count	Count
Sidewalks were widened	38%	39
Onsite protected bike storage	15%	15
Green bike lanes	33%	34
Bike/walking paths separate from cars	45%	46
Ways to slow down cars (traffic calming)	30%	31
Crossing guard present	12%	12

Responses: 193

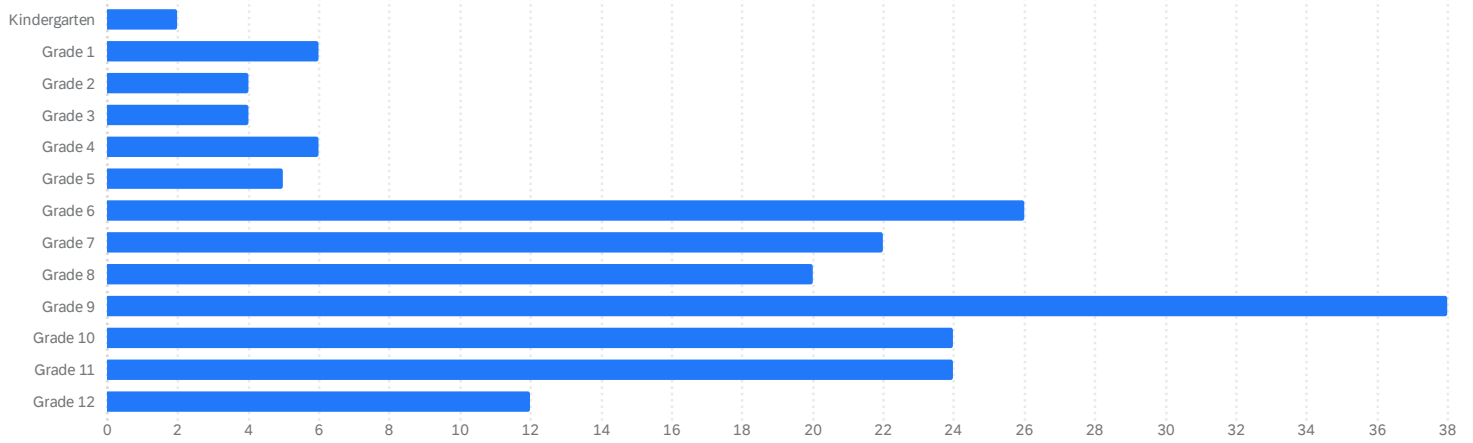
What school does your child attend? 193 ⓘ



What school does your child attend? 193 ⓘ

Q1 - What school does your child attend?	Percentage	Count
Louise Van Meter Elementary	3%	5
Blossom Hill Elementary	1%	2
Alta Vista Elementary	10%	19
Fisher Middle School	5%	9
Los Gatos High School	50%	96
Leigh High School	1%	1
Daves Ave Elementary	1%	1
Carlton Elementary	1%	1
Union Middle School	30%	58
Saratoga High School	1%	1

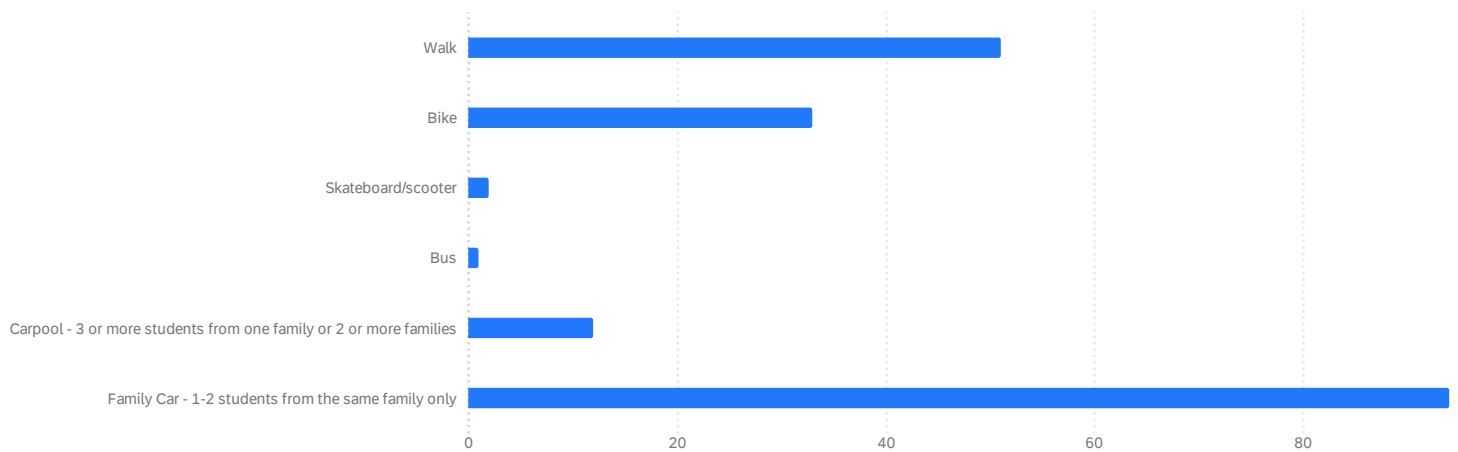
What grade is your child in? 193 ⓘ



What grade is your child in? 193 ⓘ

Q2 - What grade is your child in?	Percentage	Count
Kindergarten	1%	2
Grade 1	3%	6
Grade 2	2%	4
Grade 3	2%	4
Grade 4	3%	6
Grade 5	3%	5
Grade 6	13%	26
Grade 7	11%	22
Grade 8	10%	20
Grade 9	20%	38
Grade 10	12%	24
Grade 11	12%	24
Grade 12	6%	12

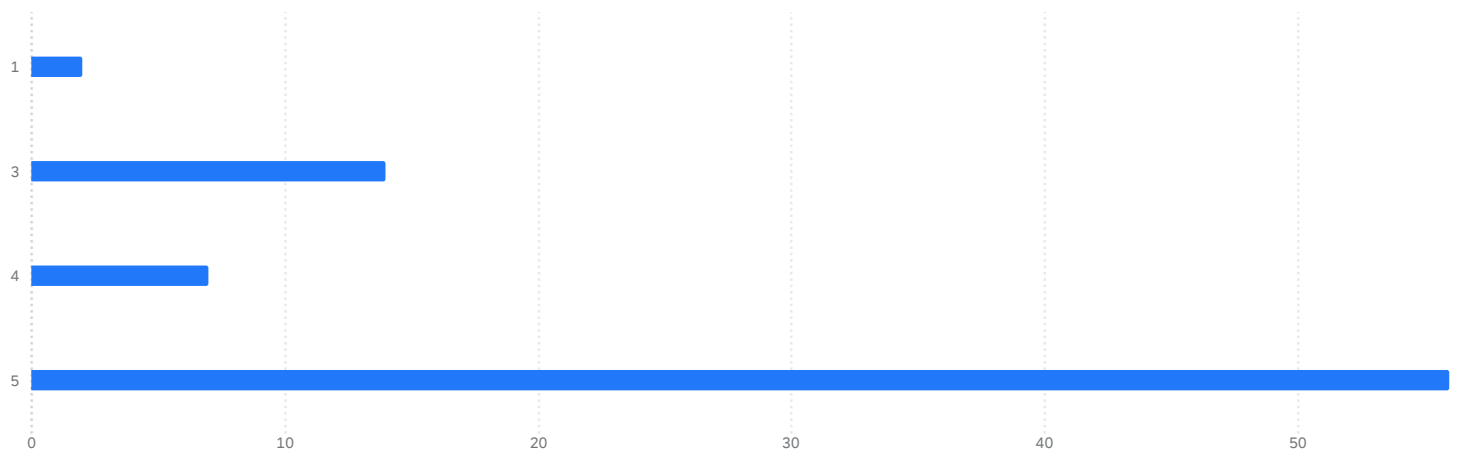
How does your child typically get to school? (3+ times per week) 193 ⓘ



How does your child typically get to school? (3+ times per week) 193 ⓘ

Q5 - How does your child typically get to school? (3+ times per week)	Percentage	Count
Walk	26%	51
Bike	17%	33
Skateboard/scooter	1%	2
Bus	1%	1
Carpool - 3 or more students from one family or 2 or more families	6%	12
Family Car - 1-2 students from the same family only	49%	94

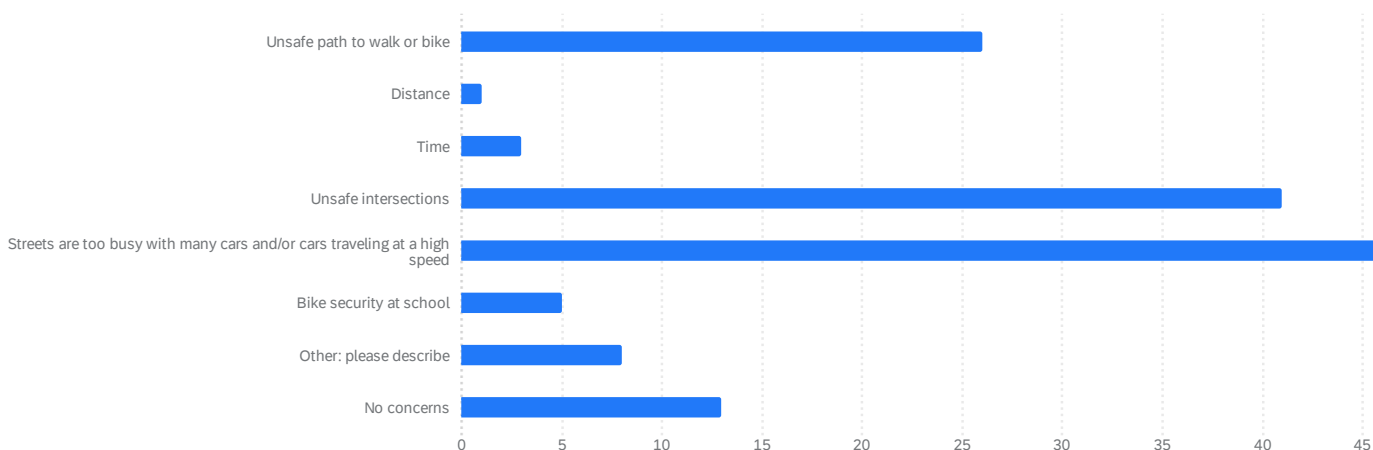
How many days in a week does your student walk/bike/ride a scooter to school? 79 ⓘ



How many days in a week does your student walk/bike/ride a scooter to school? 79 ⓘ

Q6 - How many days in a week does your student walk/bike/ride a scooter to school?	Percentage	Count
1	3%	2
3	18%	14
4	9%	7
5	71%	56

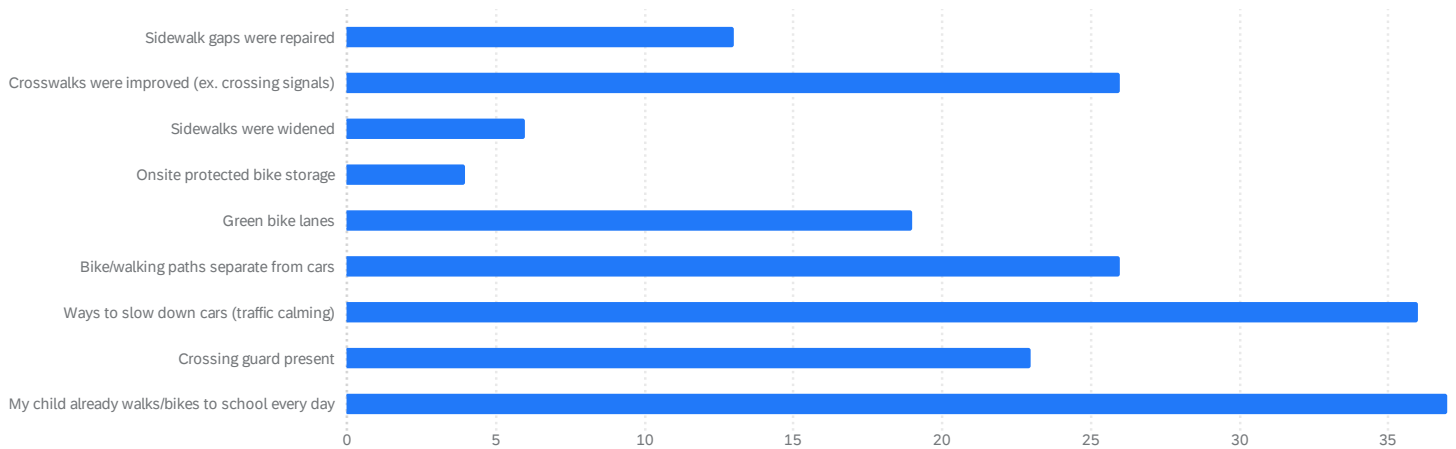
What of the following issues does your child face when walking/biking/skating/riding scooter to/from school? Check any/all that apply. 79 ⓘ



What of the following issues does your child face when walking/biking/skating/riding scooter to/from school? Check any/all that apply. 79 ⓘ

Q7 - What of the following issues does your child face when walking/biking/skating/riding scooter to/from school? Check any/all that apply.	Percentage	Count
Unsafe path to walk or bike	33%	26
Distance	1%	1
Time	4%	3
Unsafe intersections	52%	41
Streets are too busy with many cars and/or cars traveling at a high speed	62%	49
Bike security at school	6%	5
Other: please describe	10%	8
No concerns	16%	13

Which improvements would result in your child walking or biking to school more often (almost every day)? - choose all that apply. 79 ⓘ



Which improvements would result in your child walking or biking to school more often (almost every day)? - choose all that apply. 79 ⓘ

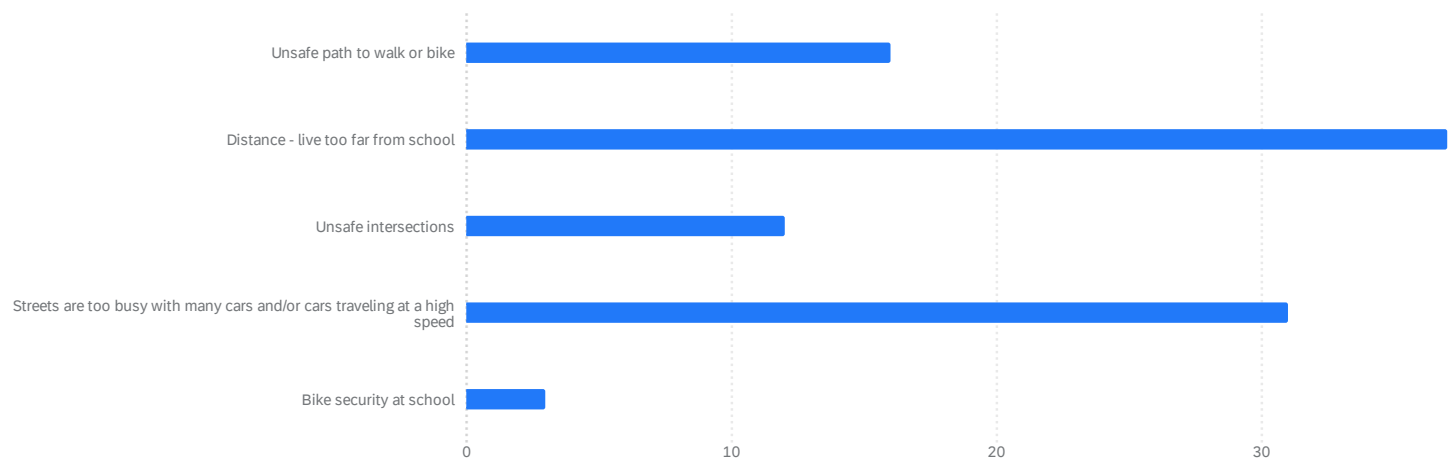
Q8 - Which improvements would result in your child walking or biking to school more often (almost every day)? - choose all that apply.

Percentage

Count

Sidewalk gaps were repaired	16%	13
Crosswalks were improved (ex. crossing signals)	33%	26
Sidewalks were widened	8%	6
Onsite protected bike storage	5%	4
Green bike lanes	24%	19
Bike/walking paths separate from cars	33%	26
Ways to slow down cars (traffic calming)	46%	36
Crossing guard present	29%	23
My child already walks/bikes to school every day	47%	37

If your child is driven to school by car, what is the primary concern that hinders you from encouraging them to walk/bicycle/skate/scooter to/from school? 99 ⓘ

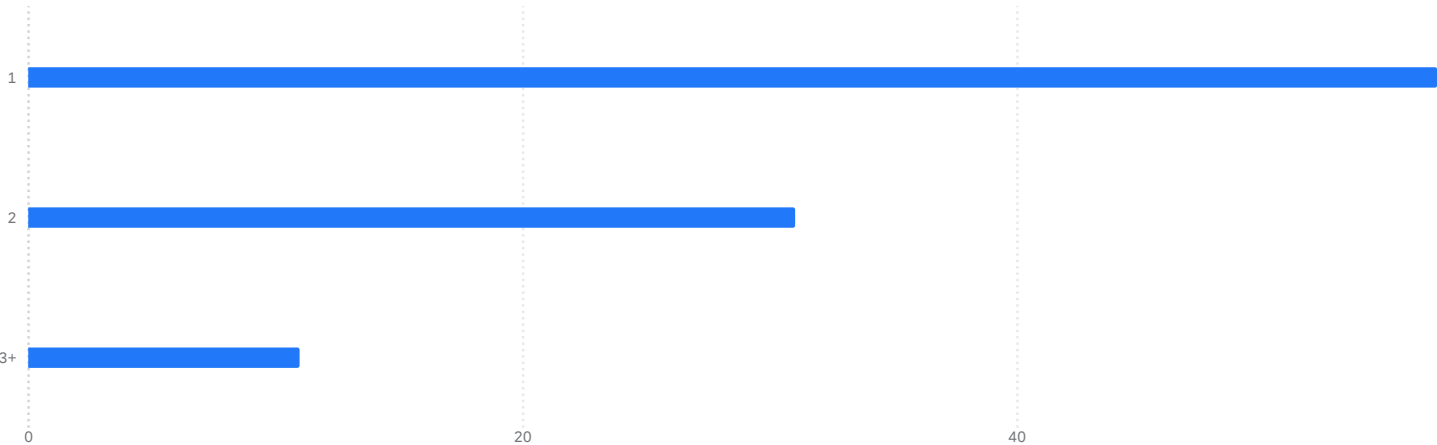




If your child is driven to school by car, what is the primary concern that hinders you from encouraging them to walk/bicycle/skate/scooter to/from school? 99 ⓘ

Q9 - If your child is driven to school by car, what is the primary concern that hinders you from encouraging them to walk/bicycle/skate/scooter to/from school?	Percentage	Count
Unsafe path to walk or bike	16%	16
Distance - live too far from school	37%	37
Unsafe intersections	12%	12
Streets are too busy with many cars and/or cars traveling at a high speed	31%	31
Bike security at school	3%	3

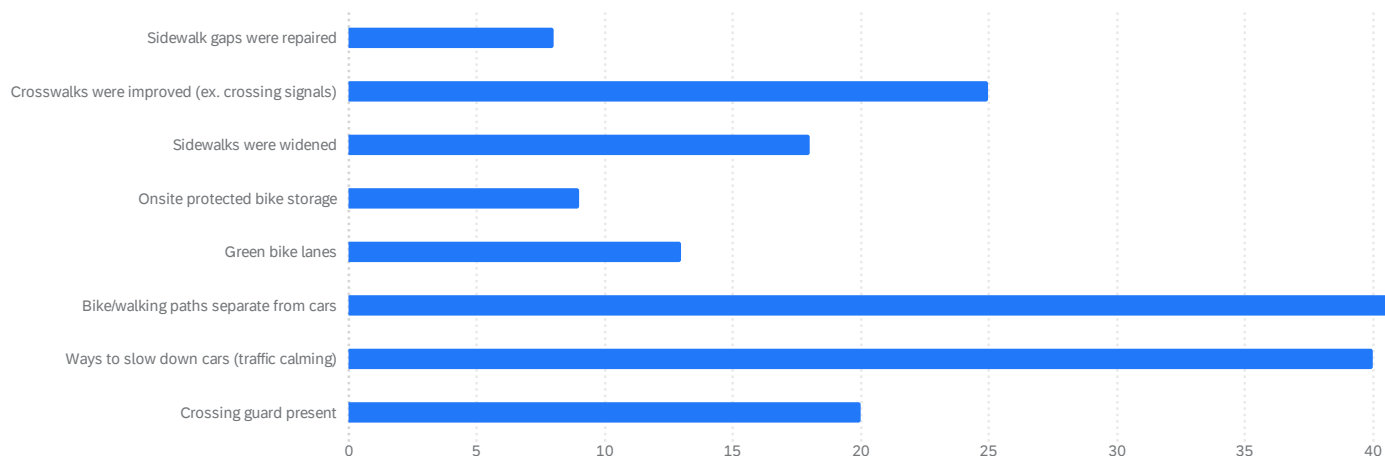
If your child is driven to school by car, how many children are in the same vehicle? 99 ⓘ



If your child is driven to school by car, how many children are in the same vehicle? 99 ⓘ

Q10 - If your child is driven to school by car, how many children are in the same vehicle?	Percentage	Count
1	58%	57
2	31%	31
3+	11%	11

If one of the following improvements were implemented, would you encourage your child to walk or bike to school more? - choose all that apply. 65 ⓘ



If one of the following improvements were implemented, would you encourage your child to walk or bike to school more? - choose all that apply. 65 ⓘ

Q11 - If one of the following improvements were implemented, would you encourage your child to walk or bike to school more? - choose all that apply.

Percentage

Count

Sidewalk gaps were repaired	12%	8
Crosswalks were improved (ex. crossing signals)	38%	25
Sidewalks were widened	28%	18
Onsite protected bike storage	14%	9
Green bike lanes	20%	13
Bike/walking paths separate from cars	66%	43
Ways to slow down cars (traffic calming)	62%	40
Crossing guard present	31%	20



**TOWN OF LOS GATOS**  
**COMPLETE STREETS AND**  
**TRANSPORTATION COMMISSION**

MEETING DATE: 05/08/2025

ITEM NO.: 6.b.

DATE: May 1, 2025  
TO: Complete Streets and Transportation Commission  
FROM: Nicolle Burnham, Parks and Public Works Director  
SUBJECT: Future CSTC Agenda Items

**RECOMMENDATION:**

The purpose of this information is to provide the Commission and members of the public a look at anticipated future agenda items.

**BACKGROUND:**

Potential future agenda items are presented below. This report will be updated monthly to reflect any items going on in the Parks and Public Works Department.

**ANALYSIS:**

June	Parking Program Update
	Safe Routes to School Quarterly

**FISCAL IMPACT:**

No Fiscal Impact

**Attachments:**

1. None

**PREPARED BY:** Nicolle Burnham  
Director, Parks and Public Works