



# City Council Meeting Agenda

Tuesday, April 08, 2025 at 6:00 PM

City Hall – 520 East Ocean Blvd. Los Fresnos, TX 78566

<https://cityoflosfresnos.com/meetings>

---

NOTICE OF SAID MEETING IS HEREBY GIVEN BY THE CITY OF LOS FRESNOS PURSUANT TO CHAPTER 551, TITLE 5 OF THE TEXAS GOVERNMENT CODE, THE TEXAS OPEN MEETINGS ACT.

---

## A. CALL MEETING TO ORDER

## B. INVOCATION AND PLEDGE OF ALLEGIANCE

## C. VISITORS REMARKS

To speak, you must sign in with the City Secretary prior to the meeting. You have a limit of 5 minutes to speak.

## D. PRESENTATION

1. CDV23-0338 Street Improvement Project Section 3 Presentation

## E. CONSENT AGENDA

All matters listed are considered to be routine by the City Council and will be enacted by one motion. There will be no separate discussion of these items unless requested by a member of the City Council. The item may subsequently be removed from the Consent Agenda to be considered separately.

1. Consideration and ACTION to approve the minutes from March 11, 2025.
2. Consideration and ACTION to approve a budget amendment.
3. Consideration and ACTION to approve an amendment to the 2024-2027 Pest Control Service Agreement.
4. Consideration and ACTION to approve an ordinance amending chapter 38-Subdivisions, Article III-Minimum Standards and Specifications, Sec. 38-79 Sewers, (J) Manholes, Sec. 38-80 Utility Lines, repealing all ordinances and parts of ordinances in conflict therewith.
5. Consideration and ACTION to approve Change Order Number 1 for the FM 1575 Sewer Forcemain Project.
6. Consideration and ACTION to approve the action taken by the Los Fresnos Community Development Board to fund upgrades to the city pool.
7. Consideration and ACTION to excuse the absence of Luis Gonzalez from the March 11, 2025 City Council meeting.
8. Consideration and ACTION to excuse the absence of Larry Meade from the March 17, 2025 Planning and Zoning meeting.
9. Consideration and ACTION to excuse the absence of Henry Bebon from the March 17, 2025 Planning and Zoning meeting.
10. Consideration and ACTION to approve a Proclamation declaring May 1, 2025 as National Day of Prayer in Los Fresnos.
11. Consideration and ACTION to approve a Proclamation for National Hurricane Preparedness' Week May 4-10, 2025.

- [12.](#) Consideration and ACTION to approve a Proclamation declaring May 15, 2025 as Peace Officers Memorial Day and declaring the week of May 11-17, 2025 as National Police Week in the City of Los Fresnos.
- [13.](#) Consideration and ACTION to approve a Proclamation declaring the week of May 18-24, 2025 as National Public Works Week in the City of Los Fresnos.
- [14.](#) Consideration and ACTION to approve a Proclamation declaring the week of May 18-24, 2025 as National Emergency Medical Services in the City of Los Fresnos.
- [15.](#) Consideration and ACTION to approve a resolution of the City of Los Fresnos supporting HB 4050 filed by State Representative Janie Lopez in support of a study by the Texas Department of Transportation to incorporate drainage in its planning process.
- [16.](#) Consideration and ACTION to approve a resolution of the City of Los Fresnos supporting HB 4329 filed by State Representative Janie Lopez in support of a study by the Texas Water Development Board on the factors that affect the costs of developing drainage infrastructure.
- [17.](#) Consideration and ACTION to approve a resolution of the City of Los Fresnos supporting HB 4331 filed by State Representative Janie Lopez in support of a study by the Texas Water Development Board to identify ways to streamline the environmental review process for flood infrastructure fund projects.

#### **F. ACTION ITEMS**

- [1.](#) Consideration and ACTION to approve a resolution by the city council of the City of Los Fresnos to express support for a Multi-Purpose Arena to be constructed in Cameron County.
- [2.](#) Consideration and ACTION to discontinue new wastewater service in areas outside the city limits of Los Fresnos.
- [3.](#) Report and discussion on the rain event on Wednesday, March 26, 2025 through Thursday, March 28, 2025.

#### **G. ACKNOWLEDGEMENT OF THE CITY MANAGER'S REPORT**

- [1.](#) City Manager Report
  - A. Wastewater Collection System & Upgrade
  - B. Water Treatment Plant Expansion
  - C. Street Project
  - D. Drainage
  - E. Whipple Road
  - F. COVID-19
  - G. Veteran's Memorial
  - H. Water Funding
  - I. Wastewater Funding
  - J. Senior Citizens Program
  - K. Boys & Girls Club Quarterly Report

#### **H. ACKNOWLEDGMENT OF DEPARTMENT REPORTS**

- [1.](#) Financial Report 1. Monthly 2. Year to Date 3. Sales Tax

2. Public Works Report 1. Water and Wastewater Activity 2. Calls for Service 3. Building Permits 4. Recycling 5. Waste Water Treatment Plant Discharge Monitoring Report
3. Police Department 1. Calls-By Type 2. Calls-By Date & Time 3. Incidents-By Violation 4. Arrests-By Type 5. Accidents-By Streets & Intersection February 2025 1. Magistrates 2. Index Crimes by Zone
4. Municipal Court 1. City Monthly Report- Feb. 2025. Linebarger Monthly Report – Feb. 2025
5. Library Report 1. Monthly Report
6. Fire Marshal's Report 1. Monthly Report
7. Fire Department Monthly Report
8. Community Development Corporation 1. Minutes 2. CDC Consultant Report.
9. Planning & Zoning Commission Report 1. Minutes
10. Los Fresnos Emergency Medical Services 2<sup>nd</sup> Quarter Report

## **I. ADJOURNMENT**

This is to certify that I, Jacqueline Moya, posted this agenda on the front bulletin board of the City Hall and the city website at [www.cityoflosfresnos.com](http://www.cityoflosfresnos.com) on April 4, 2025 on or before 5:30 p.m. and it shall remain so posted continuously for at least 72 hours preceding the scheduled time of said meeting.

/s/ Jacqueline Moya, City Secretary

Persons with any disabilities that would like to attend meetings must notify City Secretary 24 hours in advance so that the City can make arrangements for that disabled person.

## ACTION ITEM REPORT



**Item Title:** CDV23-0338 Street Improvement Project Section 3 Presentation

**Recommendation:** One of the requirement of the grant we have been awarded for \$500,000 is to review this information. I will be reading this as part of the meeting. The grant funds, along with \$50,000 match of City funds will be utilized to redo streets on West 9<sup>th</sup>, West 7<sup>th</sup> and West 5<sup>th</sup>.



# A1024 Section 3 Presentation to City of Los Fresnos



The City of Los Fresnos recently received the following grant award:

- Grant Contract No. CDV23-0338
- Award Amount: \$500,000
- Project: Street reconstruction on West 5<sup>th</sup> Street, West 7<sup>th</sup> Street, and West 9<sup>th</sup> Street



The grant is funded through the  
Community Development Block Grant, via:

- U.S. Department of Housing and Urban  
Development

and

- Texas Department of Agriculture



## Section 3 Concepts

Section D, Item # 1.

- As a condition of funding, the City of Los Fresnos must comply with Section 3 of the Housing and Urban Development Act of 1968.
- To the greatest extent feasible, Grant Recipients must direct economic opportunities generated by CDBG funds to low- and very low-income persons.



## Section 3 Concepts

Section D, Item # 1.

In part, this means ensuring that:

- Section 3 Businesses have the information to submit a bid or proposal for the project; and
- Section 3 Workers have information about any available job opportunities related to the project.

For precise definitions, see TxCDBG Policy Issuance 20-01



## Section 3 Business

Section D, Item # 1.

A company may qualify as a Section 3 Business if:

- it is owned by low-income persons;
- it is owned by Section 8-Assisted housing residents; or
- 75% of all labor hours for the business in a 3 month period are performed by Section 3 Workers



## Section 3 Business

Section D, Item # 1.

This project is expected to include the following contracting opportunities:

- Grant Administration services (previously selected)
- Engineering Services (previously selected)
- Prime Contractor for construction of street improvements along West 5<sup>th</sup> Street, West 7<sup>th</sup> Street, and West 9<sup>th</sup> Street
- Subcontractors for the project



## Section 3 Worker

You may qualify as a Section 3 Worker if:

- Your annual income is below the county threshold for your family size:
- You are a current or recent Youthbuild participant

Register your information and search for opportunities at:

- [WorkInTexas.gov](http://WorkInTexas.gov)



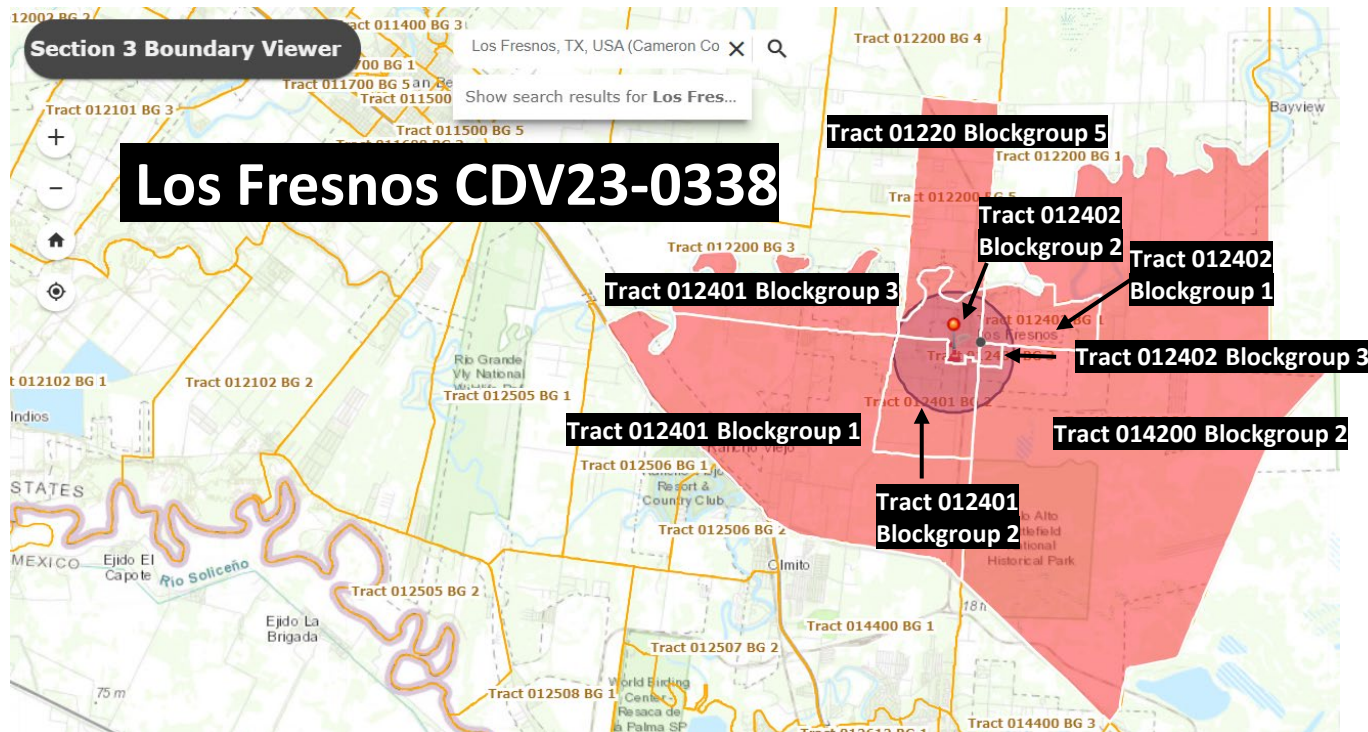


## Targeted Section 3 Worker

Section D, Item # 1.

Section 3 Workers that reside near the project location may also qualify as Targeted Section 3 Workers.

For this project, that service area is defined by this map:





GrantWorks will be assisting the City of Los Fresnos to track all hours worked on the project based on the three categories of workers.

This will require collection of certain income information.





## For More Information

Section D, Item # 1.

TxCDBG Policy Issuance 20-01

REVISED Policy Issuance 20-01 Section 3 v1.pdf  
(texasagriculture.gov)

24 CFR Part 75

Electronic Code of Federal Regulations (eCFR)

Christine Garner, GrantWorks: (346) 249-8648

Mark Milum, City of Los Fresnos: (956) 233-5768

## ACTION ITEM REPORT



**Item Title:** Consideration and ACTION to approve the minutes from March 11, 2025.

**Recommendation:** I recommend approval.



# City Council Meeting Minutes

Tuesday, March 11, 2025 at 6:00 PM

City Hall – 520 East Ocean Blvd. Los Fresnos, TX 78566

<https://cityoflosfresnos.com/meetings>

NOTICE OF SAID MEETING IS HEREBY GIVEN BY THE CITY OF LOS FRESNOS PURSUANT TO CHAPTER 551, TITLE 5 OF THE TEXAS GOVERNMENT CODE, THE TEXAS OPEN MEETINGS ACT.

## A. CALL MEETING TO ORDER

Mayor Flores called the meeting to order at 6:04 p.m.

### PRESENT

Mayor Alejandro Flores

Place 1 Alberto Escobedo

Place 2 Juan Munoz

Place 3 Gabriela Fernandez

Place 5 Terry Vinson

### ABSENT

Place 4 Luis Gonzalez

## B. INVOCATION AND PLEDGE OF ALLEGIANCE

Mayor Flores gave the invocation and led the audience in the pledge of allegiance.

## C. VISITORS REMARKS

To speak, you must sign in with the City Secretary prior to the meeting. You have a limit of 5 minutes to speak.

There were none.

## D. PUBLIC HEARING

There was no public hearing.

## E. CONSENT AGENDA

All matters listed are considered to be routine by the City Council and will be enacted by one motion. There will be no separate discussion of these items unless requested by a member of the City Council. The item may subsequently be removed from the Consent Agenda to be considered separately.

Mayor Flores asked if there was any question on the consent agenda or items the council would like to pull for further discussion.

Council member Juan Munoz requested items 4 and 5 be pulled for further discussion.

1. Consideration and ACTION to approve the minutes from February 11, 2025.

Motion was made and seconded to approve the minutes from February 11, 2025.

Motion made by Place 2 Munoz, Seconded by Place 3 Fernandez.

Voting Yea: Mayor Flores, Place 1 Escobedo, Place 2 Munoz, Place 3 Fernandez, Place 5 Vinson

2. Consideration and ACTION to approve the second reading of ordinance No. 565 to rezone the proposed Centaurus subdivision located at Espiritu Santo Grant Share 12 69.91 ACS out of 76.11 tr v-1 & trx-1 in the City of Los Fresnos, Texas from AG-Agricultural District to R-1 Single Family District for Block 1 through Block 8 and Block 9 to C-2 General Commercial District of

the proposed Centaurus subdivision amending the official zoning map to reflect the new zoning; and providing an effective date for the implementation of this ordinance.

Motion was made and seconded to approve the second reading of ordinance No. 565 to rezone the proposed Centaurus subdivision located at Espiritu Santo Grant Share 12 69.91 ACS out of 76.11 tr v-1 & trx-1 in the City of Los Fresnos, Texas from AG-Agricultural District to R-1 Single Family District for Block 1 through Block 8 and Block 9 to C-2 General Commercial District of the proposed Centaurus subdivision amending the official zoning map to reflect the new zoning; and providing an effective date for the implementation of this ordinance.

Motion made by Place 2 Munoz, Seconded by Place 3 Fernandez.

Voting Yea: Mayor Flores, Place 1 Escobedo, Place 2 Munoz, Place 3 Fernandez, Place 5 Vinson

3. Consideration and ACTION to approve a Proclamation declaring April as Fair Housing Month in the City of Los Fresnos.

Motion was made and seconded to approve the Proclamation declaring April as Fair Housing Month in the City of Los Fresnos.

Motion made by Place 2 Munoz, Seconded by Place 3 Fernandez.

Voting Yea: Mayor Flores, Place 1 Escobedo, Place 2 Munoz, Place 3 Fernandez, Place 5 Vinson

4. Consideration and ACTION to approve a Proclamation declaring April 6-12, 2025 as National Library Week in the City of Los Fresnos.

Council member Juan Munoz asked if the proclamation was a designated holiday for all employees. Mr. Milum and the council explained it was a proclamation was listing dates where the library would be recognized for Library Week.

Motion was made and seconded to approve a Proclamation declaring April 6-12, 2025 as National Library Week in the City of Los Fresnos.

Motion made by Place 2 Munoz, Seconded by Place 5 Vinson.

Voting Yea: Mayor Flores, Place 1 Escobedo, Place 2 Munoz, Place 3 Fernandez, Place 5 Vinson

5. Consideration and ACTION to approve a Proclamation declaring April 15-19, 2025 as National Public Safety Telecommunicator's Week in the City of Los Fresnos.

Council member Munoz had the same question as the previous action item.

Motion was made and seconded to approve a Proclamation declaring April 15-19, 2025 as National Public Safety Telecommunicator's Week in the City of Los Fresnos.

Motion made by Place 2 Munoz, Seconded by Place 3 Fernandez.

Voting Yea: Mayor Flores, Place 1 Escobedo, Place 2 Munoz, Place 3 Fernandez, Place 5 Vinson

6. Consideration and ACTION to approve the action taken by Los Fresnos Community Development Board on funding the Earth Day event on Saturday, April 12, 2025.

Motion was made and seconded to approve the action item taken by Los Fresnos Community Development Board on funding the Earth Day event on Saturday, April 12, 2025.

Motion made by Place 2 Munoz, Seconded by Place 3 Fernandez.

Voting Yea: Mayor Flores, Place 1 Escobedo, Place 2 Munoz, Place 3 Fernandez, Place 5 Vinson

7. Consideration and ACTION to approve the Community Development Corporations action for upgrades to the parking areas at the Community Park and Memorial park.

Motion was made and seconded to approve the Community Development Corporations action for upgrades to the parking areas at the Community Park and Memorial park.

Motion made by Place 2 Munoz, Seconded by Place 3 Fernandez.

Voting Yea: Mayor Flores, Place 1 Escobedo, Place 2 Munoz, Place 3 Fernandez, Place 5 Vinson

8. Consideration and ACTION to excuse the absence of Luis Gonzalez from the February 11, 2025 City Council meeting.

Motion was made and seconded to excuse the absence of Luis Gonzalez from the February 11, 2025 City Council meeting.

Motion made by Place 2 Munoz, Seconded by Place 3 Fernandez.

Voting Yea: Mayor Flores, Place 1 Escobedo, Place 2 Munoz, Place 3 Fernandez, Place 5 Vinson

9. Consideration and ACTION to excuse the absence of Leo Casanova from the February 3, 2025 CDC meeting.

Motion was made and seconded to excuse the absence of Leo Casanova from the February 3, 2025 CDC meeting.

Motion made by Place 2 Munoz, Seconded by Place 3 Fernandez.

Voting Yea: Mayor Flores, Place 1 Escobedo, Place 2 Munoz, Place 3 Fernandez, Place 5 Vinson

10. Consideration and ACTION to excuse the absence of Jacob Wasonga from the February 24, 2025 Planning and Zoning meeting.

Motion was made and seconded to excuse the absence of Jacob Wasonga from the February 24, 2025 Planning and Zoning meeting.

Motion made by Place 2 Munoz, Seconded by Place 3 Fernandez.

Voting Yea: Mayor Flores, Place 1 Escobedo, Place 2 Munoz, Place 3 Fernandez, Place 5 Vinson

## **F. ACTION ITEMS**

1. Consideration and ACTION to approve a petition to be released from the Los Fresnos Extraterritorial Jurisdiction by a landowner with property located on Kretz Rd.

Mr. Milum explained the process to be removed from the city's ETJ and the location of the property making the request. He answered questions from the council.

Motion was made and seconded to approve a petition to be released from the Los Fresnos Extraterritorial Jurisdiction by a landowner with property located on Kretz Rd.

Motion made by Place 1 Escobedo, Seconded by Place 3 Fernandez.

Voting Yea: Mayor Flores, Place 1 Escobedo, Place 2 Munoz, Place 3 Fernandez, Place 5 Vinson

2. Consideration and ACTION to approve the first and second reading of an ordinance releasing property from the city's Extraterritorial Jurisdiction.

Mr. Milum explained the ordinance it the official document used to document the request.

Motion was made and seconded to approve the first and second reading of an ordinance releasing property from the city's Extraterritorial Jurisdiction.

Motion made by Place 3 Fernandez, Seconded by Place 1 Escobedo.

Voting Yea: Mayor Flores, Place 1 Escobedo, Place 2 Munoz, Place 3 Fernandez, Place 5 Vinson

3. Consideration and ACTION to approve the 2023-2024 Audit Report.

Ben Pena a partner with Burton McCumber and Longoria introduced himself to the council. He explained he was the partner in charge of conducting 2023-2024 audit for the City of Los Fresnos. Mr. Pena reviewed the audit report with the council. Mayor Flores thanked Director of Finance, Pablo Garza and his team for his hard work.

Motion was made and seconded to approve the 2023-2024 Audit Report.

Motion made by Place 5 Vinson, Seconded by Place 3 Fernandez.

Voting Yea: Mayor Flores, Place 1 Escobedo, Place 2 Munoz, Place 3 Fernandez, Place 5 Vinson

4. Consideration and ACTION to approve upgrades to the parking areas at the Police Department and the Community Center

Mr. Milum explained on the consent agenda the council approved the CDC action to fund the project. He reviewed the project with the council and recommended approval. Mr. Milum answered questions from the council.

Motion was made and seconded to approve upgrades to the parking areas at the Police Department and the Community Center.

Motion made by Place 3 Fernandez, Seconded by Place 2 Munoz.

Voting Yea: Mayor Flores, Place 1 Escobedo, Place 2 Munoz, Place 3 Fernandez, Place 5 Vinson

5. Consideration and ACTION to approve emergency repairs that had to be done to the sewer system along Condor Drive between Veteran's Memorial Drive and Eagle Drive.

Mr. Milum explained the location and scope of the project. He explained the funds were available through a loan grant package the city previously had for the Wal-Mart area where other infrastructure improvements were done. He recommended approval.

Motion was made and seconded to approve emergency repairs that had to be done to the sewer system along Condor Drive between Veteran's Memorial Drive and Eagle Drive.

Motion made by Place 2 Munoz, Seconded by Place 5 Vinson.

Voting Yea: Mayor Flores, Place 1 Escobedo, Place 2 Munoz, Place 3 Fernandez, Place 5 Vinson

6. Consideration and ACTION to approve the action taken by the Los Fresnos Community Development Board adding a full time position of Economic Development Coordinator to replace the current staffing structure.

Mr. Milum explained the position had been discussed on and off through the years. He reviewed the position with the council and answered questions from the council.

Motion was made and seconded to approve the action taken by the Los Fresnos Community Development Board adding a full time position of Economic Development Coordinator to replace the current staffing structure.

Motion made by Place 1 Escobedo, Seconded by Place 3 Fernandez.

Voting Yea: Mayor Flores, Place 1 Escobedo, Place 2 Munoz, Place 3 Fernandez, Place 5 Vinson

## **G. ACKNOWLEDGEMENT OF THE CITY MANAGER'S REPORT**

1. City Manager Report

A. Wastewater Collection System & Upgrade

B. Water Treatment Plant Expansion



- C. Street Project
- D. Drainage
- E. Whipple Road
- F. COVID-19
- G. Veteran's Memorial
- H. Water Funding
- I. Wastewater Funding
- J. Senior Citizens Program

Mayor Flores asked Mr. Milum if there were any items he would like to discuss. Mr. Milum gave an update on the Veterans Memorial and answered questions from the council.

Motion was made and seconded to acknowledge the City Managers Report.

Motion made by Place 3 Fernandez, Seconded by Place 5 Vinson.

Voting Yea: Mayor Flores, Place 1 Escobedo, Place 2 Munoz, Place 3 Fernandez, Place 5 Vinson

## **H. ACKNOWLEDGMENT OF DEPARTMENT REPORTS**

Mayor Flores asked Mr. Milum if there was anything he would like to point out on the Department Head Reports or if the council had any questions. There were none.

1. Financial Report 1. Monthly 2. Year to Date 3. Sales Tax

Motion was made and seconded to acknowledge the Financial Report.

Motion made by Place 5 Vinson, Seconded by Place 3 Fernandez.

Voting Yea: Mayor Flores, Place 1 Escobedo, Place 2 Munoz, Place 3 Fernandez, Place 5 Vinson

2. Public Works Report 1. Water and Wastewater Activity 2. Calls for Service 3. Building Permits 4. Recycling 5. Waste Water Treatment Plant Discharge Monitoring Report

Motion was made and seconded to acknowledge the Public Works Report.

Motion made by Place 5 Vinson, Seconded by Place 3 Fernandez.

Voting Yea: Mayor Flores, Place 1 Escobedo, Place 2 Munoz, Place 3 Fernandez, Place 5 Vinson

3. Police Department 1. Calls-By Type 2. Calls-By Date & Time 3. Incidents-By Violation 4. Arrests-By Type 5. Accidents-By Streets & Intersection January 2025 1. Magistrates 2. Index Crimes by Zone

Motion was made and seconded to acknowledge the Police Department report.

Motion made by Place 5 Vinson, Seconded by Place 3 Fernandez.

Voting Yea: Mayor Flores, Place 1 Escobedo, Place 2 Munoz, Place 3 Fernandez, Place 5 Vinson

4. Municipal Court 1. City Monthly Report- January. Linebarger Monthly Report – January 2025.

Motion was made and seconded to acknowledge the Municipal Court report.

Motion made by Place 5 Vinson, Seconded by Place 3 Fernandez.

Voting Yea: Mayor Flores, Place 1 Escobedo, Place 2 Munoz, Place 3 Fernandez, Place 5 Vinson

5. Library Report 1. Monthly Report

Motion was made and seconded to acknowledge the Municipal Court Report.

Motion made by Place 5 Vinson, Seconded by Place 3 Fernandez.

Voting Yea: Mayor Flores, Place 1 Escobedo, Place 2 Munoz, Place 3 Fernandez, Place 5 Vinson

6. Fire Marshal's Report 1. Monthly Report

Motion was made and seconded to acknowledge the Fire Marshal Report.

Motion made by Place 5 Vinson, Seconded by Place 3 Fernandez.

Voting Yea: Mayor Flores, Place 1 Escobedo, Place 2 Munoz, Place 3 Fernandez, Place 5 Vinson

7. Fire Department Report 1. Monthly Report

Motion was made and seconded to acknowledge the Fire Department Report.

Motion made by Place 5 Vinson, Seconded by Place 3 Fernandez.

Voting Yea: Mayor Flores, Place 1 Escobedo, Place 2 Munoz, Place 3 Fernandez, Place 5 Vinson

8. Community Development Corporation 1. Minutes 2. CDC Consultant Report.

Motion was made and seconded to acknowledge the Community Development Corporation Report.

Motion made by Place 5 Vinson, Seconded by Place 3 Fernandez.

Voting Yea: Mayor Flores, Place 1 Escobedo, Place 2 Munoz, Place 3 Fernandez, Place 5 Vinson

9. Planning & Zoning Commission Report 1. Minutes

Motion was made and seconded to acknowledge the Planning & Zoning Commission Report.

Motion made by Place 5 Vinson, Seconded by Place 3 Fernandez.

Voting Yea: Mayor Flores, Place 1 Escobedo, Place 2 Munoz, Place 3 Fernandez, Place 5 Vinson

**I. CLOSED SESSION**

1. Closed session in accordance to the Texas Open Meetings Act, Government Code Chapter 551, Section 551.071-To deliberate pending litigation on a vehicle accident lawsuit involving a city vehicle.

Mayor Flores recessed the meeting for closed session at 6:35 p.m.

**J. OPEN SESSION**

1. Open session in accordance to the Texas Open Meetings Act, Government Code Chapter 551, Section 551.071-Consideration and ACTION regarding pending litigation on a vehicle accident lawsuit involving a city vehicle.

Mayor Flores resumed the meeting at 6:46 p.m.

No action was taken.

**K. ADJOURNMENT**

Mayor Flores adjourned the meeting at 6:46 p.m.

\_\_\_\_\_  
Alejandro Flores, Mayor

ATTEST:

---

Jacqueline Moya, City Secretary

**ACTION ITEM REPORT**

**Item Title:** Consideration and ACTION to approve a budget amendment.

**Recommendation:** When we set the budget for the leased vehicles, we ended up setting the budget with additional funds in the Police Department and the Parks department and not quite enough in the Street budget. Overall we were right on so there is no additional funds needed. This just adjusts and balances each one as needed.

I recommend approval.

FUND: 01

DEPARTMENT: Various

BUDGET AMENDMENT #

DATE POSTED: 3/20/2025

[illegible]

| Dept Head | Requesting Change | Date |
|-----------|-------------------|------|
|-----------|-------------------|------|

**Pablo A. Garza, Director of Finance**

3/20/25

Approved:

Mark W. Milum, City Manager

**Alejandro Flores , Mayor**

Date \_\_\_\_\_

**ACTION ITEM REPORT**

**Item Title:** Consideration and ACTION to approve an amendment to the 2024-2027 Pest Control Service Agreement.

**Recommendation:**

When we bid the pest control services we included the building that was at the shooting range that we were getting rid of as it was not in good shape and we did not utilize it as it was too large. It was surplus and auctioned and moved away. We now have a smaller building. The change is dropping the old building, adding a smaller building at the shooting range, adding the new water plant lab and pump house at the water plant. The net result is \$50 per month additional for the next 6 months of the budget year or \$300. The prices stay within the norm of the original bid and are more than fair.

I recommend approval.

CITY OF LOS FRESNOS  
PEST CONTROL SERVICE AGREEMENT

STATE OF TEXAS                   §  
CITY OF LOS FRESNOS           §

PARTIES

This AGREEMENT, entered into by and between the City of Los Fresnos and Big M Pest Control. The City of Los Fresnos herein described as CITY and Big M Pest Control referred to as CONTRACTOR.

PURPOSE

The purpose of this AGREEMENT is to establish an understanding and cooperation between the CITY and CONTRACTOR. The CITY is in need of a service contract for the purpose of pest control in city buildings.

AGREEMENT

Upon closing this service agreement, it is an understanding that the CITY determines the date and time pest control service shall be done. All pest control shall be done on the first Thursday of each month and at City Hall/Police Department shall be done after 2:00 p.m.; Community Center after 3:30 p.m., Animal Kennels, Service Center, Training Center, and Library shall be done after 4:00 p.m. The CONTRACTOR must provide the price that was submitted on bid as follows: \$162.00 for the New City Hall, \$70.00 for the Police Department; \$88.00 for the Alamo Warehouse, \$88.00 for Community Center; \$25.00 for Animal Kennels, \$65.00 for Library, \$25.00 for Service Center, \$25.00 Community Park Pavilion, \$25.00 Memorial Park Pavilion, \$25.00 for Training Center, \$25.00 for Nature Park, \$125.00 for Ant and Bee Removal as needed, and Swimming Pool House \$35.00 and not change the price for the period of this Agreement, which shall be for twelve (36) month period starting October 1, 2024 and ending September 30, 2027.

VIOLATIONS

The purpose of describing violations is to have a clear understanding between the CITY and CONTRACTOR of violation that may terminate the Agreement.

1. Failing to perform pest control on specified date.
2. Failing to perform pest control at specified times (approximately).
3. Failure to spray inside and outside of buildings.
4. Changing prices.
5. Failure to provide the City with a contact name and number between the hours of 8:00 a.m. and 5:00 p.m. Monday thru Friday.


TERM

The term of this Agreement will be from October 1, 2024 to September 30, 2027. However, either party may terminate Agreement upon thirty (30) day written notice.

Executed this 9<sup>th</sup> day of October, 2024.

CITY OF LOS FRESNOS

BIG M PEST CONTROL

  
Signature

  
Signature

Mark W. Milum, City Manager  
Printed Name and Title

Mathew Thamaravelil - Owner/Operator  
Printed Name and Title



PEST CONTROL BID TABULATIONS  
2024-2025

| BUILDING                           | SQUARE<br>FOOTAGE | CURRENT   |           | ELIZ TERMITE<br>& PEST |        | Orkin Pest Control |          | MASSEY SERVICES |            | BIG M PEST |        | PAREDES PEST CO. |        |
|------------------------------------|-------------------|-----------|-----------|------------------------|--------|--------------------|----------|-----------------|------------|------------|--------|------------------|--------|
|                                    |                   |           |           |                        |        | 1 YEAR             | 3 YEAR   | 1 YEAR          | 3 YEAR     | 1 YEAR     | 3 YEAR | 1 YEAR           | 3 YEAR |
| City Hall                          | 11,105            | \$ 175    | \$ 200    | \$ 145                 | \$ 145 | \$ 139             | \$ 139   | \$ 170          | \$ 162     | \$ 109     | \$ 109 |                  |        |
| Police Dept.                       | 5,332             | \$ 85     | \$ 175    | \$ 75                  | \$ 75  | \$ 69              | \$ 69    | \$ 80           | \$ 70      | \$ 89      | \$ 89  |                  |        |
| Alamo Warehouse                    | 7,260             | \$ 105    | \$ 175    | \$ 70                  | \$ 70  | \$ 64              | \$ 64    | \$ 100          | \$ 88      | \$ 99      | \$ 99  |                  |        |
| Community Center                   | 5,136             | \$ 102    | \$ 175    | \$ 75                  | \$ 75  | \$ 69              | \$ 69    | \$ 100          | \$ 88      | \$ 89      | \$ 89  |                  |        |
| Library                            | 3,564             | \$ 70     | \$ 175    | \$ 75                  | \$ 75  | \$ 64              | \$ 64    | \$ 70           | \$ 65      | \$ 79      | \$ 79  |                  |        |
| Animal Kennels                     | 640               | \$ 25     | \$ 125    | \$ 50                  | \$ 50  | \$ 45              | \$ 45    | \$ 25           | \$ 25      | \$ 39      | \$ 39  |                  |        |
| Service Center                     | 1,073             | \$ 25     | \$ 100    | \$ 55                  | \$ 55  | \$ 45              | \$ 45    | \$ 25           | \$ 25      | \$ 59      | \$ 59  |                  |        |
| Shooting Range/ Training<br>Center | 1,200             | \$ 25     | \$ 75     | \$ 50                  | \$ 50  | \$ 45              | \$ 45    | \$ 25           | \$ 25      | \$ 39      | \$ 39  |                  |        |
| Memorial Park                      | 480               | \$ 25     | \$ 75     | \$ 45                  | \$ 45  | \$ 45              | \$ 45    | \$ 25           | \$ 25      | \$ 39      | \$ 39  |                  |        |
| Community park                     | 480               | \$ 25     | \$ 75     | \$ 45                  | \$ 45  | \$ 45              | \$ 45    | \$ 25           | \$ 25      | \$ 39      | \$ 39  |                  |        |
| Nature Park                        | 480               | \$ 25     | \$ 75     | \$ 45                  | \$ 45  | \$ 45              | \$ 45    | \$ 25           | \$ 25      | \$ 39      | \$ 39  |                  |        |
| Swimming Pool House                | 1,400             | \$ 35     | \$ 125    | \$ 45                  | \$ 45  | \$ 45              | \$ 45    | \$ 35           | \$ 35      | \$ 69      | \$ 69  |                  |        |
| Total                              |                   | \$ 722    | \$ 1,550  | \$ 775                 | \$ 775 | \$ 720             | \$ 720   | \$ 705          | \$ 658/ MC | \$ 788     | \$ 788 |                  |        |
| Ant & Bee Removal                  | as needed         | \$ 175.00 | \$ 225.00 | starting at \$300      |        | \$170.00           | \$170.00 | \$145.00        | \$125      | \$200      | \$200  |                  |        |



**CITY OF LOS FRESNOS  
PEST CONTROL SERVICE AGREEMENT  
AMENDMENT No. 1**

Section E, Item # 3.

**PARTIES**

This amendment is made by and between the City of Los Fresnos and **Big M Pest Control**. The City of Los Fresnos herein described as CITY and Big M Pest Control referred to as CONTRACTOR.

**AGREEMENT**

The CITY and CONTRACTOR executed the Pest Control Service Agreement for pest control services effective October 9, 2024 for a period of three (3) years, be from October 1, 2024 to September 30, 2027. The following amendment is effective upon approval of both parties.

PEST CONTROL BID AMENDMENT 1  
2024-2027

| BUILDING                           | SQUARE<br>FOOTAGE | 1 YEAR           | 3 YEAR           |        |
|------------------------------------|-------------------|------------------|------------------|--------|
| City Hall                          | 11,105            | \$ 170.00        | \$ 162.00        |        |
| Police Dept.                       | 5,332             | \$ 80.00         | \$ 70.00         |        |
| Alamo Warehouse                    | 7,260             | \$ 100.00        | \$ 88.00         |        |
| Community Center                   | 5,136             | \$ 100.00        | \$ 88.00         |        |
| Library                            | 3,564             | \$ 70.00         | \$ 65.00         |        |
| Animal Kennels                     | 640               | \$ 25.00         | \$ 25.00         |        |
| Service Center                     | 1,073             | \$ 25.00         | \$ 25.00         |        |
| Shooting Range/<br>Training Center | 1,200             | \$ (25.00)       | \$ (25.00)       | REMOVE |
| Memorial Park                      | 480               | \$ 25.00         | \$ 25.00         |        |
| Community park                     | 480               | \$ 25.00         | \$ 25.00         |        |
| Nature Park                        | 480               | \$ 25.00         | \$ 25.00         |        |
| Swimming Pool<br>House             | 1,400             | \$ 35.00         | \$ 35.00         |        |
| Shooting Range<br>Storage          | 512               | \$ 25.00         | \$ 25.00         | ADD    |
| Water Plant Lab                    | 1,000             | \$ 25.00         | \$ 25.00         | ADD    |
| Pump House                         | 400               | \$ 25.00         | \$ 25.00         | ADD    |
| <b>Total</b>                       |                   | <b>\$ 755.00</b> | <b>\$ 708.00</b> |        |
|                                    |                   |                  |                  |        |
| Ant & Bee Removal                  | as needed         | \$145.00         | \$125            |        |

Passed and approved this 8<sup>th</sup> day of April, 2025 by the City Council of the City of Los Fresnos.

CITY OF LOS FRESNOS

BIG M PEST CONTROL

\_\_\_\_\_  
Signature

\_\_\_\_\_  
Signature

Mark W. Milum, City Manager  
Printed Name and Title

\_\_\_\_\_  
Printed Name and Title

**ACTION ITEM REPORT**

**Item Title:** Consideration and ACTION to approve an ordinance amending chapter 38-Subdivisions, Article III-Minimum Standards and Specifications, Sec. 38-79 Sewers, (J) Manholes, Sec. 38-80 Utility Lines, repealing all ordinances and parts of ordinances in conflict therewith.

**Recommendation:**

Technology advances allow us to do things in a much better way. Manhole covers were always made with cast iron. They were extremely heavy making it difficult to handle. These covers are seldom able to be removed by hand. They require machinery to lift them. Additionally, they are brittle and most of the time break when we try to remove them and then we have to replace the cover. Composite ones are now available that are lighter but still strong to hold the weight of vehicles. We utilize SuperCover Composite Manhole Covers and Rings and want this to be the standard required so they are all uniform.

Additionally, the language on encasing water lines was vague and not complete so we are updating it to be clear so there is no misunderstanding.

I recommend approval.

# ORDINANCE 567

## AN ORDINANCE OF THE CITY OF LOS FRESNOS, CAMERON COUNTY, TEXAS AMENDING CHAPTER 38-SUBDIVISIONS, ARTICLE III-MINIMUM STANDARDS AND SPECIFICATIONS, SEC. 38-79 SEWERS, (J) MANHOLES, SEC. 38-80 UTILITY LINES, REPEALING ALL ORDINANCES AND PARTS OF ORDINANCES IN CONFLICT THEREWITH.

This ordinance was introduced and submitted to the City Council for passage and adoption after the second reading of the Ordinance. After presentation and discussion of the Ordinance, a motion was made by \_\_\_\_\_ that the Ordinance be finally passed and adopted in accordance with the City's Home Rule Charter. The motion was seconded by \_\_\_\_\_ and carried by the following voted:

|                                  |                                   |
|----------------------------------|-----------------------------------|
| Mayor Alejandro Flores           | ___ For ___ Against ___ Abstained |
| Councilmember Albert Escobedo    | ___ For ___ Against ___ Abstained |
| Councilmember Juan Munoz         | ___ For ___ Against ___ Abstained |
| Mayor Pro-Tem Gabriela Fernandez | ___ For ___ Against ___ Abstained |
| Councilmember Luis Gonzalez      | ___ For ___ Against ___ Abstained |
| Councilmember Terry Vinson       | ___ For ___ Against ___ Abstained |

**NOW, THEREFORE, BE IT ORDAINED Y THE CITY COUNCIL TO THE CITY OF LOS FRESNOS, TEXAS:**

SECTION 1. Chapter 38, Subdivision, Article III, Minimum Standards and Specifications, in the Code of Ordinances of the City of Los Fresnos, Texas is hereby amended to reflect as follows:

**REMOVE**  
**ADD**

Sec. 38-79 Sewers, (j) *Manholes*. Manholes shall be fiberglass with a ~~cast iron ring and cover~~ **SuperCover Composite Manhole Cover and Ring or comparable as approved by the City**. There shall be a manhole approximately every 400 feet or less, and at strategic locations and when the sewer line changes direction more than 20 degrees.

Sec. 38-80 Utility lines, All utility lines that are underground and run under a street or alley shall be installed by the developer and approved by the city before the street or alley is paved. When it is necessary that utility lines pass under the street or alley pavement crossing the centerline, they shall be installed to a point of at least three feet beyond the edge of the pavement. ~~Water lines, main or lateral may not be encased unless meeting TCEQ separation requirements.~~ **Main or lateral water lines are not required to be encased unless specifically required by the City, TCEQ, TXDOT or other relevant entity**. All underground utilities installed in a utility easement at the rear of the lot shall be offset from the property line.

SECTION 2. That all ordinances that are in conflict with the provisions of this ordinance are hereby repealed.

SECTION 3. Should any paragraph, sentence, subdivision, clause, phrase, or section of this ordinance be adjudged or held to be unconstitutional, illegal, or invalid, the same shall not affect the validity of this ordinance as a whole or any part of provision thereof, other than the part so declared to be invalid, illegal or unconstitutional.

SECTION 4. This Ordinance shall take effect after the final reading and when caption of Ordinance has been published in the official newspaper of the City.

INTRODUCED AND APPROVED on the first reading this \_\_\_\_ day of \_\_\_\_\_, 2025.

APPROVED AND PASSED on the second reading this \_\_\_\_ day of \_\_\_\_\_, 2025.

\_\_\_\_\_  
Mayor, Alejandro Flores

ATTEST:

\_\_\_\_\_  
City Secretary, Jacqueline Moya

**ACTION ITEM REPORT**

**Item Title:** Consideration and ACTION to approve Change Order Number 1 for the FM 1575 Sewer Forcemain Project.

**Recommendation:** This project is complete. We were fortunate to save \$6,820 in quantities that were estimated but not needed. During the project we determined 3 manhole lid and covers needed to be replaced. The original cost was \$7,5000 but the contractor agreed to do it for the amount of savings of \$6,820. So we were able to get more done at the same original project cost. The new manhole lids and covers will help in preventing rain and flood waters from entering our wastewater system so it is of great benefit. This change order adds a few days to the contract so we can get it closed out and finalized.

I recommend approval.

**CHANGE ORDER NO.: 1**

Owner: City of Los Fresnos  
 Engineer: Hanson Professional Services, Inc.  
 Contractor: Jimmy Closner and Sons  
 Construction Co. Inc.  
 Project: FM 1575 Sanitary Sewer Forcemain  
 Adjustments  
 Contract Name:  
 Date Issued: 02/25/2025

Owner's Project No.:  
 Engineer's Project No.: 19L0006.26

Contractor's Project No.:

Effective Date of Change Order:

**Description:**

Contractor requests a 30 day extension of time on the contract due to weather and equipment delays.

The Contract is modified as follows upon execution of this Change Order:

1. Remove 682 Square feet of Asphalt pavement repair at \$10.00 per square foot = (-\$6820.00)
2. Add 3 Manhole Repairs at \$6820.00 per Lump Sum = +\$6820.00
3. Net change in contract price = \$0.00

**Attachments:**

1. Letter requesting time extension
2. Invoice for 3 manhole Repairs

**Change in Contract Times**

[State Contract Times as either a specific date or a number of days]

| <b>Change in Contract Price</b>                                                                              |  | <b>Change in Contract Times</b>                                                                             |  |
|--------------------------------------------------------------------------------------------------------------|--|-------------------------------------------------------------------------------------------------------------|--|
| Original Contract Price:                                                                                     |  | Original Contract Times:                                                                                    |  |
| \$ 276,840.00                                                                                                |  | Substantial Completion: 02/25/2025                                                                          |  |
|                                                                                                              |  | Ready for final payment: 03/14/2025                                                                         |  |
| [Increase] [Decrease] from previously approved Change Orders No. 1 to No. [Number of previous Change Order]: |  | [Increase] [Decrease] from previously approved Change Orders No.1 to No. [Number of previous Change Order]: |  |
| \$ 0.00                                                                                                      |  | Substantial Completion: 0 calendar Days                                                                     |  |
|                                                                                                              |  | Ready for final payment: 0                                                                                  |  |
| Contract Price prior to this Change Order:                                                                   |  | Contract Times prior to this Change Order:                                                                  |  |
| \$ 276,840.00                                                                                                |  | Substantial Completion: 02/25/2025                                                                          |  |
|                                                                                                              |  | Ready for final payment: 03/14/2025                                                                         |  |
| [Increase] [Decrease] this Change Order:                                                                     |  | [Increase] [Decrease] this Change Order:                                                                    |  |
| \$ 0.00                                                                                                      |  | Substantial Completion: 30 Calendar Days                                                                    |  |
|                                                                                                              |  | Ready for final payment: 15 Calendar Days                                                                   |  |
| Contract Price incorporating this Change Order:                                                              |  | Contract Times with all approved Change Orders:                                                             |  |
| \$ 276,840.00                                                                                                |  | Substantial Completion: 03/27/2025                                                                          |  |
|                                                                                                              |  | Ready for final payment: 04/11/2025                                                                         |  |

Recommended by Engineer (if required)

By: TRP/KEITH P.E.

Title: SENIOR CIVIL ENGINEER

Date: 27 MARCH 2025

Accepted by Contractor

RP

Vice-President

03/27/2025

|        | Authorized by Owner | Approved by Funding Agency (if applicable) |
|--------|---------------------|--------------------------------------------|
| By:    |                     |                                            |
| Title: |                     |                                            |
| Date:  |                     |                                            |

JIMMY CLOSNER & SONS CONST. CO., INC.

P.O. BOX 170

MERCEDES, TEXAS 78570

Section E, Item # 5.

DATE: 03/24/25

TO: RICK RIGGINS  
PROJECT ENGINEER

RE: **REQUEST FOR ADDITIONAL WORK**  
F.M. 1575 SANITARY SEWER FORCE MAIN  
ADJUSTMENTS PROJECT  
CITY OF LOS FRESNOS, TX

INSTALL NEW RING & COVERS FOR THREE EXISTING MANHOLES AS  
DIRECTED BY CITY OF LOS FRESNOS.

| DESCRIPTION                | UNIT | QTY | UNIT<br>PRICE | TOTAL                    |
|----------------------------|------|-----|---------------|--------------------------|
| COMPOSITE 32" RING & COVER | EA   | 3   | \$2,280.00    | <b><u>\$6,840.00</u></b> |

  
\_\_\_\_\_  
Robert Closner V.P.  
Jimmy Closner & Sons Const. Co., Inc.



**ACTION ITEM REPORT**

**Item Title:** Consideration and ACTION to approve the action taken by the Los Fresnos Community Development Board to fund upgrades to the city pool.

**Recommendation:**

This will be approved by the CDC Board on Monday April 7.

The pool structure area is in need of a lot of work. It was built in the mid 1990's so it is about 30 years old. The only work done on this part has been repainting. It looks old and worn out. It needs to be repainted again. All of the doors need to be replaced. They originally installed metal doors and all of them are extremely rusted with most of the bottom parts gone. The door frames are in the same shape. The showers, toilets and dressing areas are just one large area with no privacy at all. The large dressing area is the men's but we always have more women so we would like to switch them. We need to add partitions, a toilet, new showers with partitions, repair some of the blocks that area cracked and then of course paint the facility. The quote we have is just under \$40,000.

I recommend approval of the action taken by the LF CDC board to fund upgrades to the pool structure not to exceed \$40,000.

## ACTION ITEM REPORT



**Item Title:** Consideration and ACTION to excuse the absence of Luis Gonzalez from the March 11, 2025 City Council meeting.

**Recommendation:** Luis Gonzalez began serving in November 2021. Luis has attended 46 of 57 meetings or 81%.

## ACTION ITEM REPORT



**Item Title:** Consideration and ACTION to excuse the absence of Larry Meade from the March 17, 2025 Planning and Zoning meeting.

**Recommendation:** Larry Meade began serving in August 2011. Our records begin in January 2017. Since that time Larry have attended 52 of 69 meetings or 75%.

## ACTION ITEM REPORT



**Item Title:** Consideration and ACTION to excuse the absence of Henry Bebon from the March 17, 2025 Planning and Zoning meeting.

**Recommendation:** Henry Bebon began serving in December 2020. He has attended 33 of 41 meetings or 80%.

## ACTION ITEM REPORT



**Item Title:** Consideration and ACTION to approve a Proclamation declaring May 1, 2025 as National Day of Prayer in Los Fresnos.

**Recommendation:** I recommend approval.

**PROCLAMATION  
CITY OF LOS FRESNOS**

**NATIONAL DAY OF PRAYER**

**WHEREAS**, throughout the history of our country, prayer has been recognized by our leaders, in times of war – and peace – as vital to the maintenance of a strong national character, and necessary to procure the blessings of a just and benevolent God upon our government and people; and

**WHEREAS**, we as duly elected and appointed leaders of this community, recognize our civil responsibilities to those whom we serve; and

**WHEREAS**, it is with awesome responsibility that we serve the citizens of our community by faithfully carrying out the duties and requirements of our offices; and

**WHEREAS**, in humble acknowledgement of our dependence upon God for wisdom, courage and power, and upon the spiritual and moral support of the people in our community, we hereby urge our citizens to pray that we will receive spiritual guidance that we may call upon as we serve this community to the best of our abilities and for God to continue to bless the City of Los Fresnos.

**NOW, THEREFORE**, I, Alejandro Flores, Mayor of the City of Los Fresnos do hereby urge the citizens in our community to join in the observance of the National Day of Prayer on Thursday, May 1, 2025.

Signed this the 8<sup>th</sup> day of April, 2025.

---

Alejandro Flores, Mayor

ATTEST:

---

Jacqueline Moya, City Secretary

## ACTION ITEM REPORT



**Item Title:** Consideration and ACTION to approve a Proclamation for National Hurricane Preparedness' Week May 4-10, 2025.

**Recommendation:** I recommend approval.

**CITY OF LOS FRESNOS****PROCLAMATION  
NATIONAL HURRICANE PREPAREDNESS WEEK 2025**

**WHEREAS**, Texas hurricane season officially begins June 1 and ends November 30, 2025; and

**WHEREAS**, the 624-mile Texas Gulf coastline, our area in particular, and areas of Texas hundreds of miles inland are vulnerable to the devastating effects of a hurricane or tropical storm; and

**WHEREAS**, both public and private entities should develop emergency response and recovery plans in accordance with local jurisdictions and local emergency management offices; and

**WHEREAS**, the National Weather Service and the Governor's Division of Emergency Management are designating the week of May 4 – May 10, 2025 as National Hurricane Preparedness Week in Texas and in the City of Los Fresnos; and

**WHEREAS**, the National Weather Service, the Governor's Division of Emergency Management, and the leaders of the City of Los Fresnos strongly suggest that all residents and visitors to this area be made aware of the potential dangers of these storms; and

**WHEREAS**, the best defense is preparedness and public education about the dangers of the high winds, storm surge, flooding and tornadoes that may occur for hundreds of miles in conjunction with a hurricane or tropical storm.

**THEREFORE, BE IT PROCLAIMED THAT THE CITY COUNCIL OF THE CITY OF LOS FRESNOS, TEXAS:**

Urges all citizens of this City and County to participate in hurricane preparedness activities, and to pay close attention to watch and warning instructions.

**IN OFFICIAL RECOGNITION WHEREOF**, the undersigned hereby affix our signatures this 9<sup>th</sup> day of April, 2025.

---

Alejandro Flores, Mayor

ATTEST:

---

Jacqueline Moya, City Secretary



## ACTION ITEM REPORT



**Item Title:** Consideration and ACTION to approve a Proclamation declaring May 15, 2025 as Peace Officers Memorial Day and declaring the week of May 11-17, 2025 as National Police Week in the City of Los Fresnos.

**Recommendation:** I recommend approval.

**CITY OF LOS FRESNOS  
PROCLAMATION**

**Whereas**, The Congress and President of the United States have designated May 15 as Peace Officers' Memorial Day, and the week in which May 15 falls as National Police Week; and

**Whereas**, the members of the Los Fresnos Police Department play an important role in safeguarding the rights and freedoms of citizens in our community; and

**Whereas**, it is important that all citizens know and understand the duties, responsibilities, hazards, and sacrifices of their Police Department, and that members of The Los Fresnos Police Department recognize their duty to serve the people by safeguarding life and property, by protecting them against violence and disorder, and by protecting the innocent against deception and the weak against oppression; and

**Whereas**, the men and women of the Los Fresnos Police Department unceasingly provide a vital public service;

**Now, therefore**, the City Council of the City of Los Fresnos, call upon all citizens of Los Fresnos and upon all patriotic, civic and educational organizations to observe the week of May 11<sup>th</sup> – 17<sup>th</sup>, 2025, as Police Week with appropriate ceremonies and observances in which all of our people may join in commemorating law enforcement officers, past and present, who, by their faithful and loyal devotion to their responsibilities, have rendered a dedicated service to their communities and, in so doing, have established for themselves an enviable and enduring reputation for preserving the rights and security of all citizens.

I further call upon all citizens of Los Fresnos to observe May 15, as Peace Officers' Memorial Day in honor of those law enforcement officers who, through their courageous deeds, have made the ultimate sacrifice in service to their community or have become disabled in the performance of duty, and let us recognize and pay respect to the survivors of our fallen heroes.

Approved on this 8<sup>th</sup> day of April, 2025.

\_\_\_\_\_  
Alejandro Flores, Mayor

ATTEST:

\_\_\_\_\_  
Jacqueline Moya, City Secretary

## ACTION ITEM REPORT



**Item Title:** Consideration and ACTION to approve a Proclamation declaring the week of May 18-24, 2025 as National Public Works Week in the City of Los Fresnos.

**Recommendation:** I recommend approval.

National Public Works Week Proclamation

“People Purpose Presence”

**WHEREAS**, public works professionals focus on infrastructure, facilities and services that are of vital importance to sustainable and resilient communities and to the public health, high quality of life and well-being of the people of the City of Los Fresnos; and,

**WHEREAS**, these infrastructure, facilities and services could not be provided without the dedicated efforts of public works professionals, who are engineers, managers, and employees at all levels of government and the private sector, who are responsible for rebuilding, improving, and protecting our nation’s transportation, water supply, water treatment and solid waste systems, public buildings, and other structures and facilities essential for our citizens; and,

**WHEREAS**, it is in the public interest for the citizens, civic leaders and children in the City of Los Fresnos to gain knowledge of and to maintain an ongoing interest and understanding of the importance of public works and public works programs in their respective communities; and,

**WHEREAS**, the year 2025 marks the 65<sup>th</sup> annual National Public Works Week sponsored by the American Public Works Association/Canadian Public Works Association be it now,

**THEREFORE, BE IT RESOLVED** that the City Council of the City of Los Fresnos hereby designates the week May 18–24, 2025 as National Public Works Week; we urge all citizens to pay tribute to our public works professionals, engineers, managers, and employees and to recognize the substantial contributions they make to protecting our national health, safety, and quality of life.

Signed this 8<sup>th</sup> day of April, 2025

---

Alejandro Flores, Mayor

ATTEST:

---

Jacqueline Moya, City Secretary

## ACTION ITEM REPORT



**Item Title:** Consideration and ACTION to approve a Proclamation declaring the week of May 18-24, 2025 as National Emergency Medical Services in the City of Los Fresnos.

**Recommendation:** I recommend approval.

**CITY OF LOS FRESNOS  
PROCLAMATION**

**WHEREAS**, each year residents and visitors to our community may require emergency medical care for traumatic injuries, burns, poisonings, spinal cord injuries, heart attaches and other critical medical emergencies; and

**WHEREAS**, emergency care personal, including emergency medical dispatchers, medical responders, EMTs, EMT-Ds, EMT-Is, EMT-Ps, emergency department nurses and physicians, whether volunteers or paid personnel, give selflessly of themselves for the welfare of others; and

**WHEREAS**, the citizens of our community benefit from the knowledge, skills, and dedication of these emergency medical services specialists, as they work together to ensure prompt and appropriate treatment at the scene, on the way to the hospital, and in the emergency department; and

**WHEREAS**, advances in emergency medical care have increased the number of lives saved each year;

**NOW, THEREFORE**, the City Council of the City of Los Fresnos encourages our Community to observe this week of May 18-24, 2025 as

**NATIONAL EMERGENCY MEDICAL SERVICES WEEK**

in the City of Los Fresnos.

Signed this 8<sup>th</sup> day of April, 2025.

---

Alejandro Flores, Mayor

ATTEST:

---

Jacqueline Moya, City Secretary

**ACTION ITEM REPORT****Item Title:**

Consideration and ACTION to approve a resolution of the City of Los Fresnos supporting HB 4050 filed by State Representative Janie Lopez in support of a study by the Texas Department of Transportation to incorporate drainage in its planning process.

**Recommendation:**

This resolution supports our State Representative in requiring TxDot to include drainage as a main component in their process of designing roads, new or old. In the past as we are aware, (lack of proper drainage when TxDot redid Highway 100 through the City) TxDot has not always included drainage as a key component. They have generally been mainly concerned with their roadway and left drainage up to others. As we know, that is not good.

I recommend approval.

RESOLUTION 2-2025

RESOLUTION OF THE CITY OF LOS FRESNOS SUPPORTING HB 4050 FILED BY STATE REPRESENTATIVE JANIE LOPEZ IN SUPPORT OF A STUDY BY THE TEXAS DEPARTMENT OF TRANSPORTATION TO INCORPORATE DRAINAGE IN ITS PLANNING PROCESS.

This Resolution was introduced and submitted to the City Council for passage and adoption. After presentation and discussion of the Resolution, a motion was made by \_\_\_\_\_ that the Resolution be finally passed and adopted in accordance with the City’s Home Rule Charter. The motion was seconded by \_\_\_\_\_ and carried by the following vote:

|                                  |     |     |     |         |     |           |
|----------------------------------|-----|-----|-----|---------|-----|-----------|
| Mayor Alejandro Flores           | ___ | For | ___ | Against | ___ | Abstained |
| Councilmember Alberto Escobedo   | ___ | For | ___ | Against | ___ | Abstained |
| Councilmember Juan Munoz         | ___ | For | ___ | Against | ___ | Abstained |
| Mayor Pro-Tem Gabriela Fernandez | ___ | For | ___ | Against | ___ | Abstained |
| Councilmember Luis Gonzalez      | ___ | For | ___ | Against | ___ | Abstained |
| Councilmember Terry Vinson       | ___ | For | ___ | Against | ___ | Abstained |

**WHEREAS**, municipalities, counties, and drainage districts have enjoyed working with the Texas Department of Transportation as it works to build and to upgrade its state highways;

**WHEREAS**, municipalities, counties, and drainage districts recognize their responsibilities in funding drainage projects;

**WHEREAS**, the importance of investing in drainage and in ensuring that all governmental entities are partaking in the planning of drainage improvements is vitally important;

**WHEREAS**, working collaboratively on drainage improvements helps, in the long run, to save taxpayers’ money and helps to better plan drainage projects on state highways;

**WHEREAS** drainage planning is fundamental not only to the quality of life of citizens throughout the State of Texas but also to mitigating flooding;

**WHEREAS**, drainage planning, however, should not be limited to municipalities and drainage districts but also include the Texas Department of Transportation;

**WHEREAS**, State Representative Janie Lopez has filed HB 4050 to mandate that the Texas Department of Transportation study its current planning process to ensure that drainage is included in this process;

**WHEREAS**, City of Los Fresnos supports State Representative Janie Lopez and her efforts to ensure that planning be part of the transportation planning process of the Texas Department of Transportation;

**NOW THEREFORE, BE IT RESOLVED BY THE CITY OF LOS FRESNOS THAT IT:**

**SECTION 1.** SUPPORTS HB 4050 filed by State Representative Janie Lopez for a study to be initiated by the Texas Department of Transportation to incorporate drainage in its planning process.



**SECTION 2.** SUPPORTS the efforts by State Representative Janie Lopez to get HB 4050 placed on the agenda of the Committee on Transportation.

**SECTION 3.** URGES the Committee on Transportation to act favorably on this legislation for this study.

**CONSIDERED, PASSED, AND APPROVED AND SIGNED** this 8<sup>TH</sup> day of April, 2025 at a regular meeting of the Los Fresnos City Council at which a quorum was present and which was held in accordance with the provisions of Chapter 551, Texas Government Code.

---

Mayor, Alejandro Flores

ATTEST:

---

City Secretary, Jacqueline Moya

**ACTION ITEM REPORT**

**Item Title:** Consideration and ACTION to approve a resolution of the City of Los Fresnos supporting HB 4329 filed by State Representative Janie Lopez in support of a study by the Texas Water Development Board on the factors that affect the costs of developing drainage infrastructure.

**Recommendation:**

This is another attempt to help deal with drainage problems and continue to bring it to the forefront of thought on the state level by analyzing factors that impact the high cost of developing drainage infrastructure. Anything that brings about discussions on drainage is important and can help this region as well as Los Fresnos.

I recommend approval.

RESOLUTION 3-2025

RESOLUTION OF THE CITY OF LOS FRESNOS SUPPORTING HB 4329 FILED BY STATE REPRESENTATIVE JANIE LOPEZ IN SUPPORT OF A STUDY BY THE TEXAS WATER DEVELOPMENT BOARD ON THE FACTORS THAT AFFECT THE COSTS OF DEVELOPING DRAINAGE INFRASTRUCTURE.

This Resolution was introduced and submitted to the City Council for passage and adoption. After presentation and discussion of the Resolution, a motion was made by \_\_\_\_\_ that the Resolution be finally passed and adopted in accordance with the City’s Home Rule Charter. The motion was seconded by \_\_\_\_\_ and carried by the following vote:

|                                  |     |     |     |         |     |           |
|----------------------------------|-----|-----|-----|---------|-----|-----------|
| Mayor Alejandro Flores           | ___ | For | ___ | Against | ___ | Abstained |
| Councilmember Alberto Escobedo   | ___ | For | ___ | Against | ___ | Abstained |
| Councilmember Juan Munoz         | ___ | For | ___ | Against | ___ | Abstained |
| Mayor Pro-Tem Gabriela Fernandez | ___ | For | ___ | Against | ___ | Abstained |
| Councilmember Luis Gonzalez      | ___ | For | ___ | Against | ___ | Abstained |
| Councilmember Terry Vinson       | ___ | For | ___ | Against | ___ | Abstained |

**WHEREAS**, as part of HB 4742 signed into law by Governor Greg Abbott in 2023, the Texas Water Development Board prepared a written report to study the issues with communities in Texas that lack natural topographic relief, slope, or naturally defined floodways;

**WHEREAS**, with limited natural channels, these communities have to create artificial drainage systems to mitigate flooding that end up increasing its costs due to downstream drainage improvements;

**WHEREAS**, the Texas Water Development Board completed its written report on January 1, 2025 titled “Study of Issues Faced by Communities with Artificial Drainage Systems Lacking Topographic Relief, Slope, and Naturally Defined Floodways” that shed light on this challenge;

**WHEREAS**, one of the recommendations made in this written report is the need for a more detailed study to identify all the main factors that impact the cost of developing drainage infrastructure;

**WHEREAS** in order to continue to find equitable solutions for communities with artificial drainage systems, there is a need for this study to be completed by the Texas Water Development Board on or before January 1, 2027;

**WHEREAS**, State Representative Janie Lopez has filed HB 4329 for the Texas Water Development Board to initiate this study;

**WHEREAS**, the City of Los Fresnos supports State Representative Janie Lopez and her efforts to ensure that the issues that communities with artificial drainage systems face are studied further;

**NOW THEREFORE, BE IT RESOLVED BY THE CITY OF LOS FRESNOS THAT IT:**

**SECTION 1.** SUPPORTS HB 4329 filed by State Representative Janie Lopez for a study be initiated by the Texas Water Development Board on the issues that communities with artificial drainage systems face are studied further.

**SECTION 2.** SUPPORTS the efforts by State Representative Janie Lopez to get HB 4329 placed on the agenda of the Committee on Natural Resources.

**SECTION 3.** URGES the Committee on Natural Resources to act favorably on this legislation for this study.

**CONSIDERED, PASSED, AND APPROVED AND SIGNED** this 8<sup>TH</sup> day of April, 2025 at a regular meeting of the Los Fresnos City Council at which a quorum was present and which was held in accordance with the provisions of Chapter 551, Texas Government Code.

---

Mayor, Alejandro Flores

ATTEST:

---

City Secretary, Jacqueline Moya

**ACTION ITEM REPORT**

**Item Title:** Consideration and ACTION to approve a resolution of the City of Los Fresnos supporting HB 4331 filed by State Representative Janie Lopez in support of a study by the Texas Water Development Board to identify ways to streamline the environmental review process for flood infrastructure fund projects.

**Recommendation:**

The environmental review process on any project takes an unbelievable amount of time and money. Much of the review is not sensible. For example, we have a detention area around the Nature Park. We are working on a project to drain it with gates instead of with a portable pump that costs a lot of time and money. We have to do an environmental review to assure there is no environmental problem with doing this. It has always been done this way so what possible additional problems to the environment would there be in putting a gate versus a pump and hose. There is none and in fact you could argue successfully that not having to use a pump would be better for the environment, but we have to pay to get someone to say this and wait 6 to 12 months for that to happen. Another example is our existing water detention area near Valle Alto and the drainage ditch that drains water from there to the south and under Highway 100. We want to expand the detention area, expand the ditch and clean all of it up removing trees, brush and trash, but we have to pay for an environmental study to see if there will be any environmental problems created by doing this. We are only cleaning and expanding an existing detention area and drainage ditch but have to do this. It would be understandable if it was a proposed new detention area and new drainage ditch. Again, this is totally senseless, causing a huge waste of time (6 to 12 months) and money.

I recommend approval.

RESOLUTION 4-2025

RESOLUTION OF THE CITY OF LOS FRESNOS SUPPORTING HB 4331 FILED BY STATE REPRESENTATIVE JANIE LOPEZ IN SUPPORT OF A STUDY BY THE TEXAS WATER DEVELOPMENT BOARD TO IDENTIFY WAYS TO STREAMLINE THE ENVIRONMENTAL REVIEW PROCESS FOR FLOOD INFRASTRUCTURE FUND PROJECTS.

This Resolution was introduced and submitted to the City Council for passage and adoption. After presentation and discussion of the Resolution, a motion was made by \_\_\_\_\_ that the Resolution be finally passed and adopted in accordance with the City’s Home Rule Charter. The motion was seconded by \_\_\_\_\_ and carried by the following vote:

|                                  |     |     |     |         |     |           |
|----------------------------------|-----|-----|-----|---------|-----|-----------|
| Mayor Alejandro Flores           | ___ | For | ___ | Against | ___ | Abstained |
| Councilmember Alberto Escobedo   | ___ | For | ___ | Against | ___ | Abstained |
| Councilmember Juan Munoz         | ___ | For | ___ | Against | ___ | Abstained |
| Mayor Pro-Tem Gabriela Fernandez | ___ | For | ___ | Against | ___ | Abstained |
| Councilmember Luis Gonzalez      | ___ | For | ___ | Against | ___ | Abstained |
| Councilmember Terry Vinson       | ___ | For | ___ | Against | ___ | Abstained |

**WHEREAS**, the Texas Water Development Board works well with the governmental entities that receive Flood Infrastructure Fund grants and loans for drainage projects;

**WHEREAS**, there’s a need to revisit the current environmental process to ensure that all guidelines, requirements and procedures in place do not have any unnecessary or repetitive steps or bottlenecks that are delaying the approval process for drainage projects;

**WHEREAS**, in some cases, the environmental review process has been a lengthy and cumbersome one that drainage projects are still being reviewed three or four years after the grants have been awarded;

**WHEREAS**, these delays end up increasing the costs of the drainage projects and end up delaying the completion of these much needed projects;

**WHEREAS**, in some cases, municipalities and other governmental entities start to pay on their Flood Infrastructure Fund loans even as they have been unable to secure environmental clearance for their drainage projects;

**WHEREAS** while the Texas Water Development Board has been highly effective in its efforts on implementing and managing its grants and loans, there’s a need to ensure that the environmental review process, currently in place, is an efficient one;

**WHEREAS**, State Representative Janie Lopez, in the spirit of further augmenting the current environmental review process in place, has filed HB 4331 to have the Texas Water Development Board study its current process;

**WHEREAS**, City of Los Fresnos supports State Representative Janie Lopez and her efforts to identify ways to further streamline the environmental review process for projects funded by the Flood Infrastructure Fund;

**NOW THEREFORE, BE IT RESOLVED BY THE CITY OF LOS FRESNOS THAT IT:**

**SECTION 1.** SUPPORTS HB 4331 filed by State Representative Janie Lopez for a study to be initiated by the Texas Water Development Board to streamline the environmental review process.

**SECTION 2.** SUPPORTS the efforts of State Representative Janie Lopez to place HB 4331 on the agenda of the Committee on Natural Resources.

**SECTION 3.** URGES the Committee on Natural Resources to act favorably on this legislation for this study.

**CONSIDERED, PASSED, AND APPROVED AND SIGNED** this 8<sup>TH</sup> day of April, 2025 at a regular meeting of the Los Fresnos City Council at which a quorum was present and which was held in accordance with the provisions of Chapter 551, Texas Government Code.

---

Mayor, Alejandro Flores

ATTEST:

---

City Secretary, Jacqueline Moya

## ACTION ITEM REPORT



**Item Title:** Consideration and ACTION to approve a resolution by the city council of the City of Los Fresnos to express support for a Multi-Purpose Arena to be constructed in Cameron County.

**Recommendation:** This item is on the ballot again in the May election. Last time there was controversy on the support for or against and I'm certain there will be similar response this time. Here are a list of pro's and con's that I have found. By no means is it all inclusive. You probably can add more. Some don't agree with the pros and cons and I don't believe there is a good way to prove either way as it seems to be just people's opinions. I do believe County leaders are sincere in the support of the project and feel this is what is best for Cameron County.

**Pros:** Brings a large venue to this area for entertainment for our residents.

Brings a large venue to this area for our residents to utilized if they have large events.

Will bring other businesses to the area that otherwise would not locate there.

It is very close to home so it will be much easier for our residents to attend events.

Before and after events could be beneficial to our business community depending on the route taken to and from the area by the attendees.

Events brought to the arena could provide a boost to the Los Fresnos business community as the tourist or attendees head to SPI.

It could bring an economic boost to this area.

Funded by Visitor Tax, not current property taxes.

New jobs.

**Cons:** The arena will be in the city limits of Brownsville, not Los Fresnos.

It will attract business and housing to that area instead of a few miles east to Los Fresnos whereas if it wasn't there they would more likely locate in Los Fresnos.

Los Fresnos will lose property tax that otherwise would be in Los Fresnos.

Los Fresnos will lose sales tax that otherwise would be in Los Fresnos.

The arena could compete with existing venues potentially diverting business and resources causing the existing venues to fail.

Risk of high cost and long term sustainability.

Specific details on costs, percentage of ownership by all parties, who the management team will be, effects of potential losses, etc., is not known or at least questioned.

Cameron County Taxpayers voted this down 2 times before so why is it being brought up again?

Arenas in Hidalgo County are said to be struggling.



RESOLUTION 1-2025

A RESOLUTION BY THE CITY COUNCIL OF THE CITY OF LOS FRESNOS, COUNTY OF CAMERON, STATE OF TEXAS TO EXPRESS ITS SUPPORT FOR A MULTI-PURPOSE ARENA TO BE CONSTRUCTED IN CAMERON COUNTY.

This Resolution was introduced and submitted to the City Council for passage and adoption. After presentation and discussion of the Resolution, a motion was made by \_\_\_\_\_ that the Resolution be finally passed and adopted in accordance with the City's Home Rule Charter. The motion was seconded by \_\_\_\_\_ and carried by the following vote:

|                                  |     |     |     |         |     |           |
|----------------------------------|-----|-----|-----|---------|-----|-----------|
| Mayor Alejandro Flores           | ___ | For | ___ | Against | ___ | Abstained |
| Mayor Pro-Tem Alberto Escobedo   | ___ | For | ___ | Against | ___ | Abstained |
| Councilmember Juan Munoz         | ___ | For | ___ | Against | ___ | Abstained |
| Councilmember Gabriela Fernandez | ___ | For | ___ | Against | ___ | Abstained |
| Councilmember Luis Gonzalez      | ___ | For | ___ | Against | ___ | Abstained |
| Councilmember Terry Vinson       | ___ | For | ___ | Against | ___ | Abstained |

**WHEREAS**, the Rio Grande Valley and Cameron county is known for its favorable climate, beaches, bountiful nature and countless outdoor activities; and

**WHEREAS**, while there are venues that allow for live music and athletic events in the Rio Grande Valley, there are currently no venues that accommodate large music and athletic events in Cameron County; and

**WHEREAS**, the city council of the city of Los Fresnos recognizes that improving in the quality of life for our community benefits all within the region and county by providing those economic assets necessary to attract businesses and industries interested in locating to our area; and

**WHEREAS**, the city council of the city of Los Fresnos supports the initiative of bringing a multi-purpose arena to Cameron County that can be enjoyed by both local residents and visitors alike; and

**WHEREAS**, Cameron County would utilize the 2016 voter approved sports and community venue tax, TIRZ funding and public-private partnerships to fund the construction of a new multi-purpose arena at no cost to the taxpayers of Cameron county; and

**WHEREAS**, such a planned venue can provide a focal point for many activities, taking advantage of partnerships between educational institutions, governmental entities and private parties; and

**NOW, THEREFORE, WE THE MEMBERS OF THE CITY COUNCIL** of the city of Los Fresnos, Texas, by virtue of the authority vested by the charter of said city (town), and on behalf of the residents of our community, whole-heartily endorse the "Cameron County venue arena project" as a quality of life project that will benefit all the people of our area, and we support the voter ballot initiative that adds this visitor venue tax supported project to the list of already completed and successful projects that currently serve our community.

**BE IT SO RESOLVED, ON THIS 8<sup>TH</sup> DAY OF APRIL, 2025, BY THE CITY LOS FRESNOS**

\_\_\_\_\_  
Mayor, Alejandro Flores

ATTEST:

\_\_\_\_\_  
City Secretary, Jacqueline Moya

**ACTION ITEM REPORT**

**Item Title:** Consideration and ACTION to discontinue new wastewater service in areas outside the city limits of Los Fresnos.

**Recommendation:**

The City continues to have numerous problems with wastewater service outside of the city limits.

As I have reported to the Council before, each time we receive a large rain that causes any flooding at all in primarily the Laureles area, the wastewater system becomes inundated with rain water that leaks or drains into our sewer system. In a few cases our manhole lids leak for one reason or the other but almost every time, someone has removed their cap to their cleanout thus allowing the flood water to drain into our system. Our sewer system is not designed to handle flows from rain water or flooding. Drainage in this area is the responsibility of Cameron County Drainage District # 4 and Cameron County. We have no control over drainage and no authority to fix it but yet we get blamed for the problems with the resident's sewer not working, backing up and smelling.

Additionally, there has been tremendous growth in the Laureles area. The existing lift stations and lines area nearing capacity. Subdivisions have already been approved and the developer has paid for future connections in these subdivisions. Not all homes have been built yet so we have to leave some room for those as they get built. Once all this is completely built out we will be very close to capacity.

Taking this action would mean the people would utilize septic tank systems like are utilized in any area where city sewer is not available.

Due to these 2 reasons, I recommend the City not approve any more wastewater connections in areas outside the city limits of Los Fresnos with city staff following this decision but allowing individual appeals to be made to the Planning & Zoning and then the City Council.

## ACTION ITEM REPORT



**Item Title:** Report and discussion on the rain event on Wednesday, March 26, 2025 through Thursday, March 28, 2025.

**Recommendation:**

I have some drone videos to show areas of the City that had higher water levels than we prefer. We can discuss and review what possible improvements can be made for resolution.

**ACTION ITEM REPORT****Item Title:**

City Manager Report

A. Wastewater Collection System &amp; Upgrade

B. Water Treatment Plant Expansion

C. Street Project

D. Drainage

E. Whipple Road

F. COVID-19

G. Veteran's Memorial

H. Water Funding

I. Wastewater Funding

J. Senior Citizens Program

K. Boys &amp; Girls Club Quarterly Report

**Recommendation:**

A. Wastewater Collection System & Upgrade - We have about \$700,000 in grant funds to complete additional projects at the Wastewater Plant. We received approval from TWDB to allow us to utilize the funds for areas that need improvement at the plant. Hanson Professional Services is working with TWDB to get the approval so we can get bids.

Additionally, the sewer relocation project on FM 1575 that is required by TxDot is complete.

B. Water Treatment Plant Expansion – There are only little items left to be completed. It is taking a long time due to certain products not being available. The plant is not operational at this time waiting for some tanks for chemicals to arrive and be installed, some vales and more of the electronic functions to be operational. We should start producing water by mid-April.

TCEQ conducted an inspection of our reservoirs. We are working on a plan to address the recommendations.

C. We have received a grant award for \$500,000 for the CDBG funding for the next cycle to repair 7th from Palma to Fresno; 9th from Mesquite to Olmo; 5th from Mesquite to Palma. We have solicited bids and should have it for approval in the April or May meeting.

Other streets in need of repair but not funded include (We have applied for a \$750,000 grant and should know it February if we received the grant): Canal from 1847 to Mesquite; Mesquite from 100 to Canal; 1st from Nogal to the cul-de-sac; 2nd from 1847 to Alamo; Ebano from 100 to 3rd; Nogal from 10th to the shooting range as well as a few others. We are working on a financing plan to address these issues as well as targeting East 1st Street and East 5th Street since both have never been developed. We

discussed this several months ago regarding borrowing the funds to complete these. However, we want to wait to determine the financial impact the water and sewer work that must be done will have on the budget and our citizens on their water, sewer and trash bill.

D. Drainage - Hanson Professional Services has made good progress on these drainage projects. The loan and grant were funded. It is \$843,704 in loan forgiveness which means a grant, free money. It also includes a zero percent interest loan for \$860,000 for the rest of the project. This will be for drainage of Resaca Escondida (south of Nature Park), drainage improvements along Whipple Road and Valle Alto Subdivision and ditches to Highway 100 and a city wide drainage study and plan. Hanson is working on the environmental clearance on the projects. This final approval of the environmental could take from 6 months to a year.

The backup of water along Highway 100 near the Motel seems to have improved due to development that we required to divert drainage to the north instead of the south to Highway 100. It seems to have helped. We will have to go through another rain event to be sure. This is actually a problem that TxDot created but they have not been willing to fix it so we did.

There is also a backup of water along Highway 100 just past the school to the west of FM 1575 around the Longhorn Lane area. This is the responsibility of TxDot. They don't see it as a major issue so are not interested in doing anything. I will be working with TxDot, the School, the County and Drainage District # 1 to try to improve the drainage there.

We sent a letter to Cameron County Drainage District # 1 on 2 areas where we feel like they as the drainage district collecting taxes in this area, should take over some drainage ditches that area currently not owned and maintained by anyone (well property is owned by the local property owner). Easements need to be acquired and then the ditches need to be cleaned and maintained. Another area of concern is south on California Road where the drainage ditches are not maintained by anyone. We are working with CCID#6, CCDD#4, the County and a developer to redirect the water. This was discussed at length with the CCDD#1 Board. It was agreed to look at one area at a time to see how this can be dealt with. The concern is if CCDD#1 agrees to take over this area or these areas, it will open the door for many others. I have suggested the CCDD#1 staff to look at all areas that need to be taken over, calculate initial costs and then ongoing costs on an ongoing basis to determine how this can be done. As of now they say it is not in their budget to do these types of things. I will be revisiting this with CCID#1 to see what they will do.

E. Whipple Road – Engineering is in progress. They are currently identifying all the utilities that are near the roadway and may need to be moved. If you have driven the road you will see all kinds of small flags indicating locations of the utilities. Construction is scheduled in 2026.

F. COVID-19 - The total amount of funds that we received is \$1,941,898.48. There are still some amounts that I am waiting to come in before I can provide you with an accurate accounting of all the projects that have been approved by the Council but we estimated that all the funds will be utilized once all the projects are done.

G. Veteran's Memorial – Landscaping is done except the grass. Some items of concern have been identified for them to correct. Once it is complete we will decide on a date to hold an event.

H. Water Funding - We have continued to seek funding in any means possible for upgrades that are needed as part of a system wide study we conducted about 8 years ago. We were notified last week we were approved for funding in the amount of \$13,252,290. TWDB let us know the offering of funding; Loan Forgiveness (grant) for \$9,063,103 or 68.4%, Zero Percent Loan for \$2,190,000 or 16.5%, Equivalency Loan at an interest rate of about 3% for \$1,999,187 or 15.1%. This will require an increase in water rates but we will have to run all the numbers and see how the wastewater is funded as well

before we put it all together. It was scheduled to get final approval from TWDB in March but have delayed that due to the need to update the CCN with us and Olmito Water Supply.

I. Wastewater Funding - We have continued to seek funding in any means possible for upgrades that are needed as part of a system wide study we conducted about 8 years ago. We were notified last week we were approved for funding in the amount of \$5,867,618. TWDB let us know the offering of funding: Loan Forgiveness (grant) for \$4,082,618 or 69.6% and an Equivalency Loan at an interest rate of about 3% for \$1,785,000 or 30.4%. This will require an increase in water rates but we will have to run all the numbers and see how the wastewater is funded as well before we put it all together. This was scheduled to get final approval from TWDB in March but is delayed waiting to see what happens on the water side.

J. Senior Citizen's Program - See the attached calendar of events for March. As you can see there is a full schedule of events. Also attached is the numbers of folks we have at each event. As previously mentioned, bingo is popular and other events have little to no interest. All seems to be moving along smoothly.

K. Boys & Girls Club Quarterly Report – See attached report.

## SENIOR CITIZENS MARCH ACTIVITY

| DATE | DAY       | ACTIVITY               | ATTENDANCE            |
|------|-----------|------------------------|-----------------------|
| 3    | Monday    | Coffee & Bingo         | 23                    |
|      |           | Meal                   | 39 Congregate/30 Home |
|      |           | English Class          | 0                     |
| 4    | Tuesday   | Coffee & Bingo         | 27                    |
|      |           | Sit & Fit Exercise     | 6                     |
|      |           | Meal                   | 39 Congregate/30 Home |
|      |           | Cards                  | 0                     |
| 5    | Wednesday | Coffee & Bingo         | 28                    |
|      |           | Meal                   | 38 Congregate/30 Home |
|      |           | Food Pantry Pickup     | 3                     |
| 6    | Thursday  | Coffee & Bingo         | 31                    |
|      |           | Amor Eterno            | 31                    |
|      |           | Meal                   | 39 Congregate/30 Home |
|      |           | Dominos/Cards          | 0                     |
| 7    | Friday    | Coffee & Bingo         | 26                    |
|      |           | Meal                   | 39 Congregate/30 Home |
|      |           | Doctor's Appointments  | 0                     |
| 10   | Monday    | Coffee & Bingo         | 24                    |
|      |           | Monthly Birthday Party | 24                    |
|      |           | Meal                   | 39 Congregate/30 Home |
|      |           | Amigos Casa 1 Dance    | 0                     |
| 11   | Tuesday   | Coffee & Bingo         | 27                    |
|      |           | Meal                   | 39 Congregate/30 Home |
|      |           | Nutrition Lesson       | 0                     |
| 12   | Wednesday | Coffee & Bingo         | 20                    |
|      |           | Meal                   | 39 Congregate/30 Home |
|      |           | Commodity Pickup       | 3                     |
| 13   | Thursday  | Coffee & Bingo         | 26                    |
|      |           | Meal                   | 39 Congregate/30 Home |
|      |           | English Class          | 0                     |
| 14   | Friday    | Coffee & Bingo         | 23                    |
|      |           | Meal                   | 35 Congregate/30 Home |
|      |           | Doctor's Appointments  | 0                     |

| DATE | DAY       | ACTIVITY              | ATTENDANCE              |
|------|-----------|-----------------------|-------------------------|
| 17   | Monday    | Coffee & Bingo        | 30                      |
|      |           | Meal                  | 175 Congregate/150 Home |
|      |           | Nail Day              | 0                       |
| 18   | Tuesday   | Closed                |                         |
|      |           |                       |                         |
|      |           |                       |                         |
| 19   | Wednesday | Closed                |                         |
|      |           |                       |                         |
|      |           |                       |                         |
| 20   | Thursday  | Closed                |                         |
|      |           |                       |                         |
|      |           |                       |                         |
| 21   | Friday    | Closed                |                         |
|      |           |                       |                         |
|      |           |                       |                         |
| 24   | Monday    | Coffee & Bingo        | 23                      |
|      |           | Meal                  | 35 Congregate/30 Home   |
|      |           | Amigos Casa 8 Dance   | 0                       |
| 25   | Tuesday   | Coffee & Bingo        | 31                      |
|      |           | Meal                  | 35 Congregate/30 Home   |
|      |           | English Class         | 0                       |
|      |           | Games                 | 0                       |
| 26   | Wednesday | Coffee & Bingo        | 23                      |
|      |           | Meal                  | 37 Congregate/30 Home   |
|      |           | Mall Walk             | 0                       |
| 27   | Thursday  | Coffee & Bingo        | 21                      |
|      |           | Meal                  | 37 Congregate/30 Home   |
|      |           | Pizza Party/Bingo     | 21                      |
| 28   | Friday    | Coffee & Bingo        | 23                      |
|      |           | Meal                  | 37 Congregate/30 Home   |
|      |           | Doctor's Appointments | 0                       |
| 31   | Friday    | Coffee & Bingo        | 16                      |
|      |           | Meal                  | 37 Congregate/30 Home   |
|      |           | Nature Park           | 0                       |





# BOYS & GIRLS CLUBS OF LOS FRESNOS

## Quarterly Report 2025

### Reporting Period (Underline One)

Jan-March

April-June

July-September

Oct-Dec

|                                                                                                                                                                                                                                                                                                        |                                                                         |
|--------------------------------------------------------------------------------------------------------------------------------------------------------------------------------------------------------------------------------------------------------------------------------------------------------|-------------------------------------------------------------------------|
| <b>Mission:</b> To enable all young people, especially those who need us most, to reach their full potential as productive, caring, responsible citizens.                                                                                                                                              |                                                                         |
| <b>Vision:</b> Provide a world-class Club Experience that assures success is within reach of every young person who enters our doors, with all members on track to graduate from high school with a plan for the future, demonstrating good character and citizenship, and living a healthy lifestyle. |                                                                         |
| <b>Quarterly Payment Amount:</b> \$15,000                                                                                                                                                                                                                                                              | <b>Annual Payment Amount:</b> \$60,000                                  |
| <b>Total Number of members served this quarter:</b> 316                                                                                                                                                                                                                                                |                                                                         |
| <b>Total Number of Youth Participating in Tutoring:</b><br>130                                                                                                                                                                                                                                         | <b>Total Number of Youth Participating in Sports &amp; Fitness:</b> 316 |
| <b>Tutoring:</b><br><br>Number of members who are Reading at grade level: 83<br><br>Number of members performing at grade level in Math: 65<br><br>Number of members who passed to the next grade level: n/a                                                                                           |                                                                         |
| <b>Sports &amp; Fitness - BMI:</b><br><br>Number of members who participated in BMI assessment: 130                                                                                                                                                                                                    |                                                                         |
| <b>Did a tournament occur during this period?</b> YES <input checked="" type="checkbox"/> NO <input type="checkbox"/> (check box)<br>If yes, how many games? 9                                                                                                                                         |                                                                         |
| <b>Was a Closing Ceremony held this period?</b> YES <input type="checkbox"/> NO <input checked="" type="checkbox"/> (check box)<br>If yes, how many youth were in attendance?                                                                                                                          |                                                                         |



## BOYS & GIRLS CLUBS OF LOS FRESNOS

### Quarterly Report 2025

#### **Club Activities Funded by City of Los Fresno:**

Our after-school program keeps running with 130 registered members and an average daily attendance of 103 members. The Club's after-school lunch program through the USDA Food Program Assistance continues serving our members delicious meals to the tune of an average of 120 meals daily. The Club ended our Reading tutoring program run by Sylvan Learning through Texas Alliance of Boys and Girls Clubs in January. We started our Math tutoring program in February.

As part of our Triple Play program, the Club continues measuring members' physical improvement with BMIs quarterly. BMIs were done at the end of this quarter (March). Members improved at least in one of the three (3) aspects of the BMIs; 40-yard dash, timed planks, and jumping jacks. In addition, part of the Triple Play suite of programs, Healthy Habits teaches youth about healthy eating. In 14 progressive sessions for each age group, young people develop skills, confidence and motivation to make nutrition choices that support an overall healthy lifestyle.

Our boxing program continues to thrive. We have 9 registered members training Monday - Thursday from 5pm – 7pm.

We started our Basketball league in February, the community response was amazing. We registered 186 members ages 5 – 12 grouped into 21 teams. Our volunteer coaches have made this, and other leagues, continuously improve. The improvement of members enrolled in our sports is always displayed at the season-ending tournaments.

We believe the Arts, a Boys and Girls Club of America's program, are a vital part of our shared cultures and play an important role in shaping the future of our society. The programs and activations are designed to foster self-expression, creativity, skill-building, and future career exploration. Youth can explore, build, and demonstrate technical skills through Club experiences categorized in but not limited to our five Arts pillars: Applied, Digital, Literary, Performing, and Visual Arts.

The Club looks forward to continuing our partnership with the City of Los Fresno for many more years to come to keep serving our community. From the members we serve and their families, our Executive Director Edward "Eddie" Barron, and our Board of Directors, thank you so much for your support and funding. Your assistance has allowed us to do so much for our community.



## BOYS & GIRLS CLUBS OF LOS FRESNOS

### Quarterly Report 2025

#### Goals and Outcomes of these programs:

##### Tutoring (School year):

**Goal:** Implement Boys and Girls Club of America national program, Power Hour. Power Hour: Making Minutes Count helps Club members ages 6-18 achieve academic success by providing homework help, tutoring, and high yield learning activities and encouraging members to become self-directed learners.

**Outcome:** Club members show improvement based on Los Fresnos CISD progress reports and six-week reports.

##### Sports & Fitness:

**Goal:** Implement Triple Play, BGCA's comprehensive health and wellness initiative, strives to improve the overall health of members, ages 6-18, by increasing their daily physical activity, teaching them good nutrition, and helping them develop healthy relationships.

**Outcome:** Club members participate in different physical and mental activities. We measure improvement by testing members quarterly in three categories: 40-yard dash, timed planks, and timed jump rope. We also measure height and weight to compare to the previous quarter.

##### Arts & Crafts:

**Goal:** Implement The Arts, Boys and Girls Club of America national program. The Club is committed to providing programs, experiences and initiatives that allow all youth to access imagination and creativity to express themselves and build connections with others in their community. The Arts programs, experiences, and initiatives fall under four categories: Visual Arts, Digital Arts, Performing Arts, and Applied Arts.

**Outcome:** Have members learn all categories and perform on what they learned. Enter BGCA local and regional arts contests.

3:41 PM

04/02/25

Accrual Basis

# Boys and Girls of Los Fresnos

## Balance Sheet

As of March 31, 2025

Section G, Item # 1.

|                                       | Mar 31, 25        |
|---------------------------------------|-------------------|
| <b>ASSETS</b>                         |                   |
| <b>Current Assets</b>                 |                   |
| Checking/Savings                      | 91,253.37         |
| Accounts Receivable                   | 55,697.88         |
| Other Current Assets                  | 53,255.24         |
| <b>Total Current Assets</b>           | 200,206.49        |
| <b>Fixed Assets</b>                   | 584,876.54        |
| <b>TOTAL ASSETS</b>                   | <b>785,083.03</b> |
| <b>LIABILITIES &amp; EQUITY</b>       |                   |
| <b>Liabilities</b>                    |                   |
| <b>Current Liabilities</b>            |                   |
| Accounts Payable                      | 6,701.10          |
| Other Current Liabilities             | 66,141.83         |
| <b>Total Current Liabilities</b>      | 72,842.93         |
| <b>Long Term Liabilities</b>          | 5,133.37          |
| <b>Total Liabilities</b>              | 77,976.30         |
| <b>Equity</b>                         | 707,106.73        |
| <b>TOTAL LIABILITIES &amp; EQUITY</b> | <b>785,083.03</b> |

Boys and Girls of Los Fresnos  
Statement of Cash Flows  
January through March 2025

|                                                                         | Jan - Mar 25 |
|-------------------------------------------------------------------------|--------------|
| OPERATING ACTIVITIES                                                    |              |
| Net Income                                                              | -23,003.95   |
| Adjustments to reconcile Net Income to net cash provided by operations: |              |
| Net cash provided by Operating Activities                               | -16,264.22   |
| FINANCING ACTIVITIES                                                    | -172.00      |
| Net cash increase for period                                            | -16,436.22   |
| Cash at beginning of period                                             | 107,689.59   |
| Cash at end of period                                                   | 91,253.37    |

## Boys and Girls of Los Fresnos

## Profit &amp; Loss

January through March 2025

|                                 | Jan - Mar 25 |
|---------------------------------|--------------|
| Ordinary Income/Expense         |              |
| Income                          |              |
| GRANTS                          |              |
| GRANTS Non-Profit Organization  | 22,666.66    |
| GRANTS Texas State of           | 4,954.67     |
| Total GRANTS                    | 27,621.33    |
| CONTRIBUTIONS                   |              |
| CONTRIBUTION Individual/Sml Bus | 229.10       |
| CONTRIBUTION NON-PROFIT         |              |
| Los Fresnos, City of            | 15,000.00    |
| Total CONTRIBUTION NON-PROFIT   | 15,000.00    |
| Total CONTRIBUTIONS             | 15,229.10    |
| PROGRAM REVENUES                |              |
| Public Support Sponsors         |              |
| CONTRACTS & AGREEMENTS          | 33,067.91    |
| Total Public Support Sponsors   | 33,067.91    |
| Program Fees                    |              |
| After School                    | 14,605.00    |
| Basketball                      | 7,530.00     |
| Total Program Fees              | 22,135.00    |
| Total PROGRAM REVENUES          | 55,202.91    |
| MEMBERSHIP REVENUE              | 1,185.00     |
| Total Income                    | 99,238.34    |
| Expense                         |              |
| FUNDRAISING                     | 360.50       |
| PROGRAM EXPENDITURES            |              |
| Occupancy (Building)            | 3,710.86     |
| Direct Payroll                  | 75,548.78    |
| General Program                 | 5,252.19     |
| PROGRAMS                        |              |
| After School                    | 18,266.45    |
| Basketball                      | 6,946.72     |
| Boxing                          | 605.00       |
| Community Sponsorships          | 250.00       |
| Total PROGRAMS                  | 26,068.17    |
| Total PROGRAM EXPENDITURES      | 110,580.00   |
| MANAGEMENT & GENERAL            | 11,301.79    |
| Total Expense                   | 122,242.29   |
| Net Ordinary Income             | -23,003.95   |
| Net Income                      | -23,003.95   |

## ACTION ITEM REPORT



**Item Title:** Financial Report 1. Monthly 2. Year to Date 3. Sales Tax

**Recommendation:**

I recommend approval.



City of Los Fresnos, TX

Check Report

By Check Number

Date Range: 03/01/2025 - 03/28/2025

| Vendor Number                                | Vendor Name                               | Payment Date | Payment Type | Discount Amount | Payment Amount | Number |
|----------------------------------------------|-------------------------------------------|--------------|--------------|-----------------|----------------|--------|
| <b>Bank Code: FVB1-GENERAL FUND CHECKING</b> |                                           |              |              |                 |                |        |
| 01301                                        | AGUILAR'S AUTOMOTIVE AND DIESEL REPAIR SI | 03/05/2025   | Regular      | 0.00            | 1,629.07       | 42818  |
| 07320                                        | ALLIED WASTE SERVICES                     | 03/05/2025   | Regular      | 0.00            | 85,366.74      | 42819  |
| 01565                                        | AMAZON.COM                                | 03/05/2025   | Regular      | 0.00            | 4,399.95       | 42820  |
|                                              | **Void**                                  | 03/05/2025   | Regular      | 0.00            | 0.00           | 42821  |
|                                              | **Void**                                  | 03/05/2025   | Regular      | 0.00            | 0.00           | 42822  |
| 01588                                        | ANA GLADYS GRACIA                         | 03/05/2025   | Regular      | 0.00            | 100.00         | 42823  |
| 02740                                        | ANGEL R. HERNANDEZ                        | 03/05/2025   | Regular      | 0.00            | 2,470.00       | 42824  |
| 09860                                        | AT&T MOBILITY                             | 03/05/2025   | Regular      | 0.00            | 1,623.67       | 42825  |
| 01377                                        | Burton McCumber & Longoria, LLP           | 03/05/2025   | Regular      | 0.00            | 6,525.00       | 42826  |
| 00134                                        | CDW GOVERNMENT, INC.                      | 03/05/2025   | Regular      | 0.00            | 7,473.60       | 42827  |
| 00004                                        | CITY OF LOS FRESNOS                       | 03/05/2025   | Regular      | 0.00            | 3,239.69       | 42828  |
| 05440                                        | COMPTROLLER OF PUBLIC ACCOUNTS            | 03/05/2025   | Regular      | 0.00            | 100.00         | 42829  |
| 08350                                        | CORVUS ARMS, LLC                          | 03/05/2025   | Regular      | 0.00            | 4,840.05       | 42830  |
| 01211                                        | EDWARD GUERRERO                           | 03/05/2025   | Regular      | 0.00            | 865.00         | 42831  |
| 08103                                        | EMILIO GOMEZ                              | 03/05/2025   | Regular      | 0.00            | 644.00         | 42832  |
| 02635                                        | FASTSIGNS                                 | 03/05/2025   | Regular      | 0.00            | 770.08         | 42833  |
| 00225                                        | GENE DANIELS                              | 03/05/2025   | Regular      | 0.00            | 2,550.00       | 42834  |
| 08053                                        | GRANICUS, LLC                             | 03/05/2025   | Regular      | 0.00            | 465.97         | 42835  |
| 01675                                        | INTERNATIONAL CODE COUNCIL, INC           | 03/05/2025   | Regular      | 0.00            | 165.00         | 42836  |
| 01587                                        | IRIS GABRIELLE GARCIA                     | 03/05/2025   | Regular      | 0.00            | 50.00          | 42837  |
| 00715                                        | JULIA'S RESTAURANT                        | 03/05/2025   | Regular      | 0.00            | 360.00         | 42838  |
| 08196                                        | LA HORMIGA TIRE SHOP                      | 03/05/2025   | Regular      | 0.00            | 8.00           | 42839  |
| 01585                                        | LAURA MENDOZA GUTIERREZ                   | 03/05/2025   | Regular      | 0.00            | 225.00         | 42840  |
| 03005                                        | LINEBARGER GOGGAN BLAIR & SAMPSON         | 03/05/2025   | Regular      | 0.00            | 5,422.80       | 42841  |
| 00336                                        | LOS FRESNOS AMBULANCE SERVICE INC.        | 03/05/2025   | Regular      | 0.00            | 45,000.00      | 42842  |
| 00300                                        | LOS FRESNOS BOYS & GIRLS CLUB             | 03/05/2025   | Regular      | 0.00            | 15,000.00      | 42843  |
| 00305                                        | LOS FRESNOS CHAMBER OF COMMERCE           | 03/05/2025   | Regular      | 0.00            | 3,750.00       | 42844  |
| 08239                                        | LOS FRESNOS NEWS                          | 03/05/2025   | Regular      | 0.00            | 120.00         | 42845  |
| 00335                                        | LOS FRESNOS VOLUNTEER                     | 03/05/2025   | Regular      | 0.00            | 43,750.00      | 42846  |
| 02480                                        | LOWER RIO GRANDE VALLEY                   | 03/05/2025   | Regular      | 0.00            | 2,000.00       | 42847  |
| 01568                                        | MARIA FLORES                              | 03/05/2025   | Regular      | 0.00            | 200.00         | 42848  |
| 05785                                        | MAXIMINO TORRES                           | 03/05/2025   | Regular      | 0.00            | 275.00         | 42849  |
| 06450                                        | MOTOROLA SOLUTIONS, INC                   | 03/05/2025   | Regular      | 0.00            | 890.20         | 42850  |
| 00413                                        | O'REILLY AUTO PARTS                       | 03/05/2025   | Regular      | 0.00            | 730.13         | 42851  |
| 00430                                        | PETTY CASH                                | 03/05/2025   | Regular      | 0.00            | 51.51          | 42852  |
| 00915                                        | PURCHASE POWER                            | 03/05/2025   | Regular      | 0.00            | 98.07          | 42853  |
| 01514                                        | Rafael Rodriguez                          | 03/05/2025   | Regular      | 0.00            | 100.00         | 42854  |
| 07855                                        | REGION STAFFING, INC                      | 03/05/2025   | Regular      | 0.00            | 1,659.20       | 42855  |
| 08206                                        | SAFEGUARD FIRE                            | 03/05/2025   | Regular      | 0.00            | 990.00         | 42856  |
| 01382                                        | Southern Trenchless Solutions, LLC.       | 03/05/2025   | Regular      | 0.00            | 4,100.00       | 42857  |
| 01645                                        | STAPLES                                   | 03/05/2025   | Regular      | 0.00            | 643.37         | 42858  |
| 04650                                        | TYLER TECHNOLOGIES                        | 03/05/2025   | Regular      | 0.00            | 490.00         | 42859  |
| 08193                                        | ULINE, INC.                               | 03/05/2025   | Regular      | 0.00            | 612.34         | 42860  |
| 08455                                        | VEAE COMMUNICATION SERVICES LLC           | 03/05/2025   | Regular      | 0.00            | 1,190.00       | 42861  |
| 08298                                        | VESTIS GROUP, INC                         | 03/05/2025   | Regular      | 0.00            | 163.40         | 42862  |
| 08359                                        | WORKQUEST                                 | 03/05/2025   | Regular      | 0.00            | 237.00         | 42863  |
| 08329                                        | XEROX BUSINESS SOLUTIONS SOUTHWEST        | 03/05/2025   | Regular      | 0.00            | 499.82         | 42864  |
| 00680                                        | ZARSKY LUMBER                             | 03/05/2025   | Regular      | 0.00            | 81.41          | 42865  |
| 01301                                        | AGUILAR'S AUTOMOTIVE AND DIESEL REPAIR SI | 03/06/2025   | Regular      | 0.00            | 365.62         | 42866  |
| 06240                                        | GABRIEL'S GARAGE DOORS                    | 03/11/2025   | Regular      | 0.00            | 960.00         | 42867  |
| 01332                                        | PNC BANK NATIONAL ASSOCIATION             | 03/11/2025   | Regular      | 0.00            | 2,587.32       | 42868  |
| 01332                                        | PNC BANK NATIONAL ASSOCIATION             | 03/11/2025   | Regular      | 0.00            | -2,587.32      | 42868  |
| 08269                                        | 107 NURSERY & GARDEN CENTER               | 03/19/2025   | Regular      | 0.00            | 1,060.80       | 42869  |
| 08068                                        | A3 CONTRACTORS & SERVICES, LLC            | 03/19/2025   | Regular      | 0.00            | 24,055.00      | 42870  |



## Check Report

Date Range

Section H, Item # 1.

5

| Vendor Number | Vendor Name                               | Payment Date | Payment Type | Discount Amount | Payment Amount | Number     |
|---------------|-------------------------------------------|--------------|--------------|-----------------|----------------|------------|
| 05635         | AGUAWORKS PIPE & SUPPLY, INC              | 03/19/2025   | Regular      | 0.00            | 2,566.57       | 42871      |
| 01301         | AGUILAR'S AUTOMOTIVE AND DIESEL REPAIR SI | 03/19/2025   | Regular      | 0.00            | 1,551.59       | 42872      |
| 01565         | AMAZON.COM                                | 03/19/2025   | Regular      | 0.00            | 1,164.20       | 42873      |
| 02740         | ANGEL R. HERNANDEZ                        | 03/19/2025   | Regular      | 0.00            | -5,700.00      | 42874      |
| 02740         | ANGEL R. HERNANDEZ                        | 03/19/2025   | Regular      | 0.00            | 5,700.00       | 42874      |
| 05130         | APPLIED CONCEPTS INC                      | 03/19/2025   | Regular      | 0.00            | 67.47          | 42875      |
| 01593         | AUDREY M SALAZAR                          | 03/19/2025   | Regular      | 0.00            | 50.00          | 42876      |
| 01302         | BIG M PEST CONTROL, LLC                   | 03/19/2025   | Regular      | 0.00            | 545.00         | 42877      |
| 08281         | CARLOS RAMIREZ                            | 03/19/2025   | Regular      | 0.00            | 100.00         | 42878      |
| 03545         | CITY OF BROWNSVILLE                       | 03/19/2025   | Regular      | 0.00            | 37.44          | 42879      |
| 05895         | DIRECT ENERGY-UTILITY OPERATIONS          | 03/19/2025   | Regular      | 0.00            | 15,590.15      | 42880      |
| 08103         | EMILIO GOMEZ                              | 03/19/2025   | Regular      | 0.00            | 435.00         | 42881      |
| 08346         | ENCODE PLUS, LLC                          | 03/19/2025   | Regular      | 0.00            | 11,000.00      | 42882      |
| 08012         | ENVISIONWARE, INC                         | 03/19/2025   | Regular      | 0.00            | 777.87         | 42883      |
| 09770         | FACILITY SOLUTIONS GROUP, INC             | 03/19/2025   | Regular      | 0.00            | 1,515.00       | 42884      |
| 04635         | FOUR STAR DRIVE IN RESTAURANT             | 03/19/2025   | Regular      | 0.00            | 100.00         | 42885      |
| 09440         | FUELMAN                                   | 03/19/2025   | Regular      | 0.00            | 3,101.00       | 42886      |
| 02095         | GFOAT/TML                                 | 03/19/2025   | Regular      | 0.00            | 2,139.00       | 42887      |
| 06260         | JIMMY CLOSNER                             | 03/19/2025   | Regular      | 0.00            | 7,500.00       | 42888      |
| 06260         | JIMMY CLOSNER                             | 03/19/2025   | Regular      | 0.00            | -7,500.00      | 42888      |
| 01002         | Jose IPina                                | 03/19/2025   | Regular      | 0.00            | 50.00          | 42889      |
| 01598         | KAUFMAN COUNTY CLERK'S OFFICE             | 03/19/2025   | Regular      | 0.00            | 3,000.00       | 42890      |
| 00280         | L T BOSWELL, LLC                          | 03/19/2025   | Regular      | 0.00            | 172.50         | 42891      |
| 08196         | LA HORMIGA TIRE SHOP                      | 03/19/2025   | Regular      | 0.00            | 124.00         | 42892      |
| 03405         | LEXISNEXIS RISK DATA MANAGEMENT INC       | 03/19/2025   | Regular      | 0.00            | 200.00         | 42893      |
| 08675         | LUIS ANGEL RAMOS                          | 03/19/2025   | Regular      | 0.00            | 10,416.59      | 42894      |
| 08690         | LUIS MASCORRO                             | 03/19/2025   | Regular      | 0.00            | 700.00         | 42895      |
| 01594         | MARGARET ROMERO                           | 03/19/2025   | Regular      | 0.00            | 100.00         | 42896      |
| 05785         | MAXIMINO TORRES                           | 03/19/2025   | Regular      | 0.00            | 535.00         | 42897      |
| 00360         | MIDDLETON AIR                             | 03/19/2025   | Regular      | 0.00            | 1,175.04       | 42898      |
| 09755         | NEW CORE INC                              | 03/19/2025   | Regular      | 0.00            | 3,287.00       | 42899      |
| 01274         | NewLane Finance Company                   | 03/19/2025   | Regular      | 0.00            | 583.00         | 42900      |
| 00413         | O'REILLY AUTO PARTS                       | 03/19/2025   | Regular      | 0.00            | 40.22          | 42901      |
| 01357         | PENS.COM                                  | 03/19/2025   | Regular      | 0.00            | 311.90         | 42902      |
| 02060         | POSITIVE PROMOTIONS INC.                  | 03/19/2025   | Regular      | 0.00            | 206.65         | 42903      |
| 07535         | PVS DX INC.                               | 03/19/2025   | Regular      | 0.00            | 5,269.00       | 42904      |
| 07855         | REGION STAFFING, INC                      | 03/19/2025   | Regular      | 0.00            | 512.00         | 42905      |
| 01080         | RIO GRANDE UNDERWRITERS                   | 03/19/2025   | Regular      | 0.00            | 70.00          | 42906      |
| 00460         | SAN BENITO NEWS                           | 03/19/2025   | Regular      | 0.00            | 320.00         | 42907      |
| 08396         | SIGN LANGUAGE COMPANY                     | 03/19/2025   | Regular      | 0.00            | 560.00         | 42908      |
| 07555         | SMARTCOM TELEPHONE                        | 03/19/2025   | Regular      | 0.00            | 49.40          | 42909      |
| 08303         | SOUTH TEXAS MACHINE SHOP, INC             | 03/19/2025   | Regular      | 0.00            | 6,424.37       | 42910      |
| 01382         | Southern Trenchless Solutions, LLC.       | 03/19/2025   | Regular      | 0.00            | 4,100.00       | 42911      |
| 05415         | TIME WARNER CABLE                         | 03/19/2025   | Regular      | 0.00            | 16.24          | 42912      |
| 01362         | TOPS - THE OUTDOOR POWER STORE            | 03/19/2025   | Regular      | 0.00            | 312.00         | 42913      |
| 08392         | TYLER BUSINESS FORMS                      | 03/19/2025   | Regular      | 0.00            | 1,260.00       | 42914      |
| 08455         | VEAE COMMUNICATION SERVICES LLC           | 03/19/2025   | Regular      | 0.00            | 800.00         | 42915      |
| 08298         | VESTIS GROUP, INC                         | 03/19/2025   | Regular      | 0.00            | 245.10         | 42916      |
| 08329         | XEROX BUSINESS SOLUTIONS SOUTHWEST        | 03/19/2025   | Regular      | 0.00            | 21.00          | 42917      |
| 08520         | XYLEM WATERING SOLUTIONS, INC             | 03/19/2025   | Regular      | 0.00            | 10,418.80      | 42918      |
| 00680         | ZARSKY LUMBER                             | 03/19/2025   | Regular      | 0.00            | 383.29         | 42919      |
| 08323         | ZEPEDA SPRINKLERS                         | 03/19/2025   | Regular      | 0.00            | 483.85         | 42920      |
| 00305         | LOS FRESNOS CHAMBER OF COMMERCE           | 03/20/2025   | Regular      | 0.00            | 1,500.00       | 42921      |
| 01342         | RGV HR Consortium                         | 03/21/2025   | Regular      | 0.00            | 150.00         | 42922      |
| 02740         | ANGEL R. HERNANDEZ                        | 03/26/2025   | Regular      | 0.00            | 1,425.00       | 42923      |
| 01592         | STRIPE RIGHT                              | 03/26/2025   | Regular      | 0.00            | 5,000.00       | 42924      |
| 08174         | ELAVON, INC                               | 03/03/2025   | Bank Draft   | 0.00            | 196.93         | DFT0001108 |
| 08222         | OPENEDGE                                  | 03/03/2025   | Bank Draft   | 0.00            | 2,757.53       | DFT0001109 |
| 08222         | OPENEDGE                                  | 03/03/2025   | Bank Draft   | 0.00            | 4,694.85       | DFT0001110 |
| 00001         | CITY OF L.F. PAYROLL ACCT                 | 03/14/2025   | Bank Draft   | 0.00            | 115,083.05     | DFT0001118 |
| 01532         | ENTERPRISE FM TRUST                       | 03/05/2025   | Bank Draft   | 0.00            | 8,048.98       | DFT0001123 |

Check Report

Vendor Number  
08222

Vendor Name  
OPENEDGE

Payment Date  
03/03/2025

Payment Type  
Bank Draft

Discount Amount  
0.00

Payment Amount  
217.15

Number  
DFT0001124

Date Range

Section H, Item # 1.

Bank Code FVB1 Summary

| Payment Type   | Payable<br>Count | Payment<br>Count | Discount | Payment    |
|----------------|------------------|------------------|----------|------------|
| Regular Checks | 190              | 105              | 0.00     | 395,116.05 |
| Manual Checks  | 0                | 0                | 0.00     | 0.00       |
| Voided Checks  | 0                | 5                | 0.00     | -15,787.32 |
| Bank Drafts    | 6                | 6                | 0.00     | 130,998.49 |
| EFT's          | 0                | 0                | 0.00     | 0.00       |
|                | 196              | 116              | 0.00     | 510,327.22 |



|                                           |                                    | Original<br>Total Budget | Current<br>Total Budget | Period<br>Activity | Fiscal<br>Activity | Variance<br>Favorable<br>(Unfavorable) | Percent<br>Used |
|-------------------------------------------|------------------------------------|--------------------------|-------------------------|--------------------|--------------------|----------------------------------------|-----------------|
| Fund: 01 - GENERAL FUND                   |                                    |                          |                         |                    |                    |                                        |                 |
| Department: 400 - PROPERTY TAXES          |                                    |                          |                         |                    |                    |                                        |                 |
| Revenue                                   |                                    |                          |                         |                    |                    |                                        |                 |
| <a href="#">01-400-0100</a>               | CURRENT PROP TAXES                 | 1,389,115.00             | 1,389,115.00            | 24,205.78          | 1,725,961.19       | 336,846.19                             | 124.25 %        |
| <a href="#">01-400-0105</a>               | PROPERTY TAX DISCOUNT              | -55,000.00               | -55,000.00              | 0.00               | -43,818.96         | 11,181.04                              | 79.67 %         |
| <a href="#">01-400-0110</a>               | DELINQUENT PROP TAXES              | 25,000.00                | 25,000.00               | 7,754.24           | 39,772.64          | 14,772.64                              | 159.09 %        |
| <a href="#">01-400-0120</a>               | PENALTY & INT                      | 26,000.00                | 26,000.00               | 4,280.58           | 13,947.22          | -12,052.78                             | 53.64 %         |
| <a href="#">01-400-0130</a>               | PROPERTY TAX ADJUSTMENT            | -25,000.00               | -25,000.00              | -3,341.33          | -55,452.05         | -30,452.05                             | 221.81 %        |
| Revenue Total:                            |                                    | 1,360,115.00             | 1,360,115.00            | 32,899.27          | 1,680,410.04       | 320,295.04                             | 123.55 %        |
| Department: 400 - PROPERTY TAXES Total:   |                                    | 1,360,115.00             | 1,360,115.00            | 32,899.27          | 1,680,410.04       | 320,295.04                             | 123.55 %        |
| Department: 407 - POLICE                  |                                    |                          |                         |                    |                    |                                        |                 |
| Revenue                                   |                                    |                          |                         |                    |                    |                                        |                 |
| <a href="#">01-407-0240</a>               | MUNICIPAL COURT REVENUE            | 650,000.00               | 650,000.00              | 72,758.80          | 362,540.18         | -287,459.82                            | 55.78 %         |
| <a href="#">01-407-0241</a>               | COURT FEES-TECH                    | 24,000.00                | 24,000.00               | 2,453.90           | 11,781.00          | -12,219.00                             | 49.09 %         |
| <a href="#">01-407-0242</a>               | LOCAL TRUANCY PREVENTION FUND      | 26,000.00                | 26,000.00               | 2,829.00           | 13,830.17          | -12,169.83                             | 53.19 %         |
| <a href="#">01-407-0243</a>               | LOCAL MUNICIPAL JURY FUND          | 500.00                   | 500.00                  | 56.70              | 276.60             | -223.40                                | 55.32 %         |
| <a href="#">01-407-0260</a>               | COURT FEES-JUDGE                   | 75.00                    | 75.00                   | 2.50               | 45.00              | -30.00                                 | 60.00 %         |
| <a href="#">01-407-0270</a>               | COURT FEES- SECURITY               | 26,500.00                | 26,500.00               | 2,924.40           | 14,080.30          | -12,419.70                             | 53.13 %         |
| <a href="#">01-407-0280</a>               | COURT FEES-CHILD SAFETY FUND       | 7,000.00                 | 7,000.00                | 781.00             | 2,607.00           | -4,393.00                              | 37.24 %         |
| <a href="#">01-407-0290</a>               | COURT FEES-SPECIAL EXPENSE         | 46,000.00                | 46,000.00               | 4,340.50           | 21,788.10          | -24,211.90                             | 47.37 %         |
| <a href="#">01-407-0300</a>               | NSF REVENUE                        | 0.00                     | 0.00                    | 0.00               | 40.00              | 40.00                                  | 0.00 %          |
| <a href="#">01-407-0310</a>               | POLICE RECORD FEES                 | 200.00                   | 200.00                  | 24.00              | 156.00             | -44.00                                 | 78.00 %         |
| <a href="#">01-407-1045</a>               | SHOOTING RANGE REVENUE             | 34,000.00                | 34,000.00               | 5,800.00           | 16,300.00          | -17,700.00                             | 47.94 %         |
| <a href="#">01-407-1061</a>               | POLICE EDUCATION FROM STATE        | 1,500.00                 | 5,687.77                | 2,303.54           | 4,187.77           | -1,500.00                              | 73.63 %         |
| <a href="#">01-407-1076</a>               | VEST BVP GRANT                     | 1,750.00                 | 1,750.00                | 0.00               | 879.36             | -870.64                                | 50.25 %         |
| <a href="#">01-407-1091</a>               | SERVICE CONTRACT - LFCISD          | 28,000.00                | 28,000.00               | 26,860.00          | 26,860.00          | -1,140.00                              | 95.93 %         |
| Revenue Total:                            |                                    | 845,525.00               | 849,712.77              | 121,134.34         | 475,371.48         | -374,341.29                            | 55.94 %         |
| Department: 407 - POLICE Total:           |                                    | 845,525.00               | 849,712.77              | 121,134.34         | 475,371.48         | -374,341.29                            | 55.94 %         |
| Department: 410 - CODE ENFORCEMENT        |                                    |                          |                         |                    |                    |                                        |                 |
| Revenue                                   |                                    |                          |                         |                    |                    |                                        |                 |
| <a href="#">01-410-1014</a>               | GARAGE SALE PERMITS                | 3,000.00                 | 3,000.00                | 250.00             | 1,480.00           | -1,520.00                              | 49.33 %         |
| <a href="#">01-410-1016</a>               | HEALTH INSPECTIONS                 | 4,500.00                 | 4,500.00                | 550.00             | 2,630.00           | -1,870.00                              | 58.44 %         |
| <a href="#">01-410-1020</a>               | TRANSFER IN - SELF SUPPORTING D... | 736,370.00               | 736,370.00              | 0.00               | 297,266.10         | -439,103.90                            | 40.37 %         |
| <a href="#">01-410-1130</a>               | LOT MOWING                         | 500.00                   | 500.00                  | 0.00               | 0.00               | -500.00                                | 0.00 %          |
| Revenue Total:                            |                                    | 744,370.00               | 744,370.00              | 800.00             | 301,376.10         | -442,993.90                            | 40.49 %         |
| Department: 410 - CODE ENFORCEMENT Total: |                                    | 744,370.00               | 744,370.00              | 800.00             | 301,376.10         | -442,993.90                            | 40.49 %         |
| Department: 412 - SOLID WASTE             |                                    |                          |                         |                    |                    |                                        |                 |
| Revenue                                   |                                    |                          |                         |                    |                    |                                        |                 |
| <a href="#">01-412-1090</a>               | GARBAGE COLLECTION-RESIDENTIAL     | 26,000.00                | 26,000.00               | 29.16              | 59,273.56          | 33,273.56                              | 227.98 %        |
| <a href="#">01-412-1100</a>               | GARBAGE COLLECTION-COMMERCI...     | 35,000.00                | 35,000.00               | 0.00               | 17,041.59          | -17,958.41                             | 48.69 %         |
| <a href="#">01-412-1110</a>               | COLLECTED SALES TAX-GARBAGE        | 19,500.00                | 19,500.00               | 0.00               | 9,767.63           | -9,732.37                              | 50.09 %         |
| <a href="#">01-412-1112</a>               | GARBAGE PENALTIES RECEIVABLE       | 35,000.00                | 35,000.00               | 3,621.24           | 19,412.34          | -15,587.66                             | 55.46 %         |
| Revenue Total:                            |                                    | 115,500.00               | 115,500.00              | 3,650.40           | 105,495.12         | -10,004.88                             | 91.34 %         |
| Department: 412 - SOLID WASTE Total:      |                                    | 115,500.00               | 115,500.00              | 3,650.40           | 105,495.12         | -10,004.88                             | 91.34 %         |
| Department: 416 - LIBRARY                 |                                    |                          |                         |                    |                    |                                        |                 |
| Revenue                                   |                                    |                          |                         |                    |                    |                                        |                 |
| <a href="#">01-416-1017</a>               | LIBRARY-COPY MACHINE/FAXES         | 7,000.00                 | 7,000.00                | 746.05             | 3,275.31           | -3,724.69                              | 46.79 %         |

## Budget Report

For Fiscal: 2024-2025 Pe

Section H, Item # 1.

5

|                                         |                                 | Original<br>Total Budget | Current<br>Total Budget | Period<br>Activity | Fiscal<br>Activity | Variance<br>Favorable<br>(Unfavorable) | Percent<br>Used |
|-----------------------------------------|---------------------------------|--------------------------|-------------------------|--------------------|--------------------|----------------------------------------|-----------------|
| <a href="#">01-416-1131</a>             | LIBRARY REVENUES                | 1,500.00                 | 1,500.00                | 28.00              | 682.00             | -818.00                                | 45.47 %         |
| Revenue Total:                          |                                 | 8,500.00                 | 8,500.00                | 774.05             | 3,957.31           | -4,542.69                              | 46.56 %         |
| Department: 416 - LIBRARY Total:        |                                 | 8,500.00                 | 8,500.00                | 774.05             | 3,957.31           | -4,542.69                              | 46.56 %         |
| Department: 430 - FRANCHISE FEES        |                                 |                          |                         |                    |                    |                                        |                 |
| Revenue                                 |                                 |                          |                         |                    |                    |                                        |                 |
| <a href="#">01-430-0200</a>             | STATE SALES TAX                 | 1,976,000.00             | 1,976,000.00            | 143,550.29         | 988,945.29         | -987,054.71                            | 50.05 %         |
| <a href="#">01-430-0202</a>             | HOTEL/MOTEL TAX                 | 20,000.00                | 20,000.00               | 1,296.95           | 7,232.02           | -12,767.98                             | 36.16 %         |
| <a href="#">01-430-0205</a>             | MIXED BEVERAGE TAXES            | 0.00                     | 0.00                    | 0.00               | 74.61              | 74.61                                  | 0.00 %          |
| <a href="#">01-430-0210</a>             | FRANCHISE FEE - AEP             | 200,000.00               | 200,000.00              | 0.00               | 92,111.30          | -107,888.70                            | 46.06 %         |
| <a href="#">01-430-0220</a>             | AT&T LEASE                      | 39,600.00                | 39,600.00               | 0.00               | 13,200.00          | -26,400.00                             | 33.33 %         |
| <a href="#">01-430-0230</a>             | FRANCHISE FEE - AT & T          | 1,100.00                 | 1,100.00                | 0.00               | 3,516.11           | 2,416.11                               | 319.65 %        |
| <a href="#">01-430-0245</a>             | FRANCHISE FEE - TWC             | 50,000.00                | 50,000.00               | 0.00               | 20,940.18          | -29,059.82                             | 41.88 %         |
| <a href="#">01-430-0256</a>             | PEG CAPITAL FEE                 | 10,000.00                | 10,000.00               | 0.00               | 4,188.03           | -5,811.97                              | 41.88 %         |
| <a href="#">01-430-0261</a>             | FRANCHISE FEE - GARBAGE         | 105,000.00               | 105,000.00              | 0.00               | 47,199.39          | -57,800.61                             | 44.95 %         |
| <a href="#">01-430-0271</a>             | FRANCHISE FEE - TEXAS GAS       | 7,000.00                 | 7,000.00                | 0.00               | 4,195.17           | -2,804.83                              | 59.93 %         |
| <a href="#">01-430-0275</a>             | SKYWAY                          | 8,900.00                 | 8,900.00                | 769.76             | 4,618.56           | -4,281.44                              | 51.89 %         |
| <a href="#">01-430-0281</a>             | RIGHT OF WAY FRANCHISE FEES     | 5,000.00                 | 5,000.00                | 0.00               | 3,409.44           | -1,590.56                              | 68.19 %         |
| Revenue Total:                          |                                 | 2,422,600.00             | 2,422,600.00            | 145,617.00         | 1,189,630.10       | -1,232,969.90                          | 49.11 %         |
| Department: 430 - FRANCHISE FEES Total: |                                 | 2,422,600.00             | 2,422,600.00            | 145,617.00         | 1,189,630.10       | -1,232,969.90                          | 49.11 %         |
| Department: 444 - MISCELLANEOUS         |                                 |                          |                         |                    |                    |                                        |                 |
| Revenue                                 |                                 |                          |                         |                    |                    |                                        |                 |
| <a href="#">01-444-1000</a>             | INTEREST EARNED                 | 115,000.00               | 115,000.00              | 0.00               | 43,865.16          | -71,134.84                             | 38.14 %         |
| <a href="#">01-444-1002</a>             | CDC ADMIN REVENUE               | 15,000.00                | 15,000.00               | 0.00               | 0.00               | -15,000.00                             | 0.00 %          |
| <a href="#">01-444-1015</a>             | LICENSE & PERMITS               | 180,000.00               | 180,000.00              | 18,367.15          | 94,154.69          | -85,845.31                             | 52.31 %         |
| <a href="#">01-444-1025</a>             | RENTAL FEE COMMUNITY CENTER     | 14,000.00                | 14,000.00               | 1,025.00           | 10,500.00          | -3,500.00                              | 75.00 %         |
| <a href="#">01-444-1027</a>             | MISCELLANEOUS INCOME            | 15,000.00                | 28,594.60               | 98,852.20          | 121,529.12         | 92,934.52                              | 425.01 %        |
| <a href="#">01-444-1028</a>             | RENTAL FEES PARKS               | 2,300.00                 | 2,300.00                | 140.00             | 1,155.00           | -1,145.00                              | 50.22 %         |
| <a href="#">01-444-1029</a>             | COMMUNITY CENTER BLDG SECURI... | 4,500.00                 | 4,500.00                | 780.00             | 2,940.00           | -1,560.00                              | 65.33 %         |
| <a href="#">01-444-1040</a>             | PLAT REVIEW FEES                | 20,000.00                | 20,000.00               | 350.00             | 61,775.00          | 41,775.00                              | 308.88 %        |
| <a href="#">01-444-1081</a>             | POOL ADMISSION/ RENTAL          | 4,800.00                 | 4,800.00                | 0.00               | 200.00             | -4,600.00                              | 4.17 %          |
| <a href="#">01-444-1085</a>             | CREDIT CARD PROCESSING FEE      | 25,000.00                | 25,000.00               | 3,226.22           | 14,397.48          | -10,602.52                             | 57.59 %         |
| <a href="#">01-444-1094</a>             | SWIMMING LESSONS INCOME         | 18,000.00                | 18,000.00               | 0.00               | 0.00               | -18,000.00                             | 0.00 %          |
| Revenue Total:                          |                                 | 413,600.00               | 427,194.60              | 122,740.57         | 350,516.45         | -76,678.15                             | 82.05 %         |
| Department: 444 - MISCELLANEOUS Total:  |                                 | 413,600.00               | 427,194.60              | 122,740.57         | 350,516.45         | -76,678.15                             | 82.05 %         |
| Department: 490 - GRANTS                |                                 |                          |                         |                    |                    |                                        |                 |
| Revenue                                 |                                 |                          |                         |                    |                    |                                        |                 |
| <a href="#">01-490-1251</a>             | GRANT REVENUE - OSG OVERTIME    | 81,320.00                | 81,320.00               | 0.00               | 73,260.23          | -8,059.77                              | 90.09 %         |
| <a href="#">01-490-1253</a>             | GRANT REVENUE - LBSP            | 50,000.00                | 50,000.00               | 0.00               | 0.00               | -50,000.00                             | 0.00 %          |
| <a href="#">01-490-1254</a>             | REIMBURSE-DSRIP COMMUNITY H...  | 60,000.00                | 60,000.00               | 0.00               | 50,095.65          | -9,904.35                              | 83.49 %         |
| <a href="#">01-490-1255</a>             | HOMELAND SECURITY GRANT         | 32,500.00                | 32,500.00               | 0.00               | 0.00               | -32,500.00                             | 0.00 %          |
| <a href="#">01-490-7560</a>             | REIMB FROM FIRE/EMS             | 98,200.00                | 98,200.00               | 0.00               | 0.00               | -98,200.00                             | 0.00 %          |
| <a href="#">01-490-8000</a>             | TRANSFER IN                     | 0.00                     | 0.00                    | 0.00               | 702,631.50         | 702,631.50                             | 0.00 %          |
| Revenue Total:                          |                                 | 322,020.00               | 322,020.00              | 0.00               | 825,987.38         | 503,967.38                             | 256.50 %        |
| Department: 490 - GRANTS Total:         |                                 | 322,020.00               | 322,020.00              | 0.00               | 825,987.38         | 503,967.38                             | 256.50 %        |
| Department: 502 - ADMINISTRATION        |                                 |                          |                         |                    |                    |                                        |                 |
| Expense                                 |                                 |                          |                         |                    |                    |                                        |                 |
| <a href="#">01-502-01100</a>            | ADMINISTRATIVE SALARIES         | 327,780.00               | 327,780.00              | 23,807.69          | 147,711.87         | 180,068.13                             | 45.06 %         |
| <a href="#">01-502-01500</a>            | OVERTIME SALARIES EXPENSE       | 1,250.00                 | 1,250.00                | 283.45             | 873.35             | 376.65                                 | 69.87 %         |
| <a href="#">01-502-02100</a>            | PAYROLL TAXES - FICA            | 20,400.00                | 20,400.00               | 1,485.86           | 9,154.70           | 11,245.30                              | 44.88 %         |
| <a href="#">01-502-02105</a>            | PAYROLL TAXES - MEDICARE        | 4,770.00                 | 4,770.00                | 347.49             | 2,141.13           | 2,628.87                               | 44.89 %         |
| <a href="#">01-502-02106</a>            | HEALTH INSURANCE EXPENSE        | 43,161.00                | 43,161.00               | 3,687.40           | 21,284.44          | 21,876.56                              | 49.31 %         |
| <a href="#">01-502-02107</a>            | PAYROLL TAXES - TWC             | 702.00                   | 702.00                  | 5.99               | 51.76              | 650.24                                 | 7.37 %          |
| <a href="#">01-502-02150</a>            | RETIREMENT EXPENSE              | 22,637.00                | 22,637.00               | 1,688.82           | 10,416.04          | 12,220.96                              | 46.01 %         |
| <a href="#">01-502-02160</a>            | WORKMAN'S COMPENSATION INS...   | 658.00                   | 658.00                  | 49.78              | 330.87             | 327.13                                 | 50.28 %         |
| <a href="#">01-502-02210</a>            | OTHER INSURANCE                 | 245.00                   | 245.00                  | 18.70              | 108.80             | 136.20                                 | 44.41 %         |
| <a href="#">01-502-03110</a>            | ATTORNEY                        | 10,000.00                | 10,000.00               | 0.00               | 5,575.00           | 4,425.00                               | 55.75 %         |

## Budget Report

For Fiscal: 2024-2025 Pe

Section H, Item # 1.

5

|                                                 |                                | Original     | Current      | Period    | Fiscal     | Variance      |          |
|-------------------------------------------------|--------------------------------|--------------|--------------|-----------|------------|---------------|----------|
|                                                 |                                | Total Budget | Total Budget | Activity  | Activity   | Favorable     | Percent  |
|                                                 |                                |              |              |           |            | (Unfavorable) | Used     |
| <a href="#">01-502-03115</a>                    | AUDITOR                        | 27,000.00    | 27,000.00    | 0.00      | 26,310.02  | 689.98        | 97.44 %  |
| <a href="#">01-502-03120</a>                    | VALLEY METRO SERVICE           | 21,995.00    | 21,995.00    | 0.00      | 0.00       | 21,995.00     | 0.00 %   |
| <a href="#">01-502-04100</a>                    | OFFICE SUPPLIES & PRINTING     | 23,000.00    | 23,000.00    | 211.21    | 13,691.33  | 9,308.67      | 59.53 %  |
| <a href="#">01-502-04110</a>                    | POSTAGE                        | 2,000.00     | 2,000.00     | 0.00      | 475.19     | 1,524.81      | 23.76 %  |
| <a href="#">01-502-05100</a>                    | ELECTRICITY                    | 15,000.00    | 15,000.00    | 1,318.06  | 6,516.45   | 8,483.55      | 43.44 %  |
| <a href="#">01-502-05120</a>                    | TELEPHONE                      | 14,174.00    | 14,174.00    | 172.25    | 4,011.04   | 10,162.96     | 28.30 %  |
| <a href="#">01-502-05130</a>                    | UTILITIES-CITY HALL            | 7,500.00     | 7,500.00     | 0.00      | 1,402.72   | 6,097.28      | 18.70 %  |
| <a href="#">01-502-06100</a>                    | ADVERTISING                    | 10,000.00    | 10,000.00    | 0.00      | 8,201.00   | 1,799.00      | 82.01 %  |
| <a href="#">01-502-06120</a>                    | LF CHAMBER OF COMMERCE ADV.    | 45,000.00    | 45,000.00    | 3,750.00  | 18,750.00  | 26,250.00     | 41.67 %  |
| <a href="#">01-502-06130</a>                    | HEADS & BEDS                   | 22,000.00    | 22,000.00    | 0.00      | 22,000.00  | 0.00          | 100.00 % |
| <a href="#">01-502-09100</a>                    | TRAVEL & TRAINING              | 16,000.00    | 16,000.00    | 0.00      | 4,857.35   | 11,142.65     | 30.36 %  |
| <a href="#">01-502-09110</a>                    | ADMIN EXPENSE                  | 2,000.00     | 2,000.00     | 0.00      | 0.00       | 2,000.00      | 0.00 %   |
| <a href="#">01-502-10100</a>                    | DUES & MEMBERSHIP              | 7,000.00     | 7,000.00     | 2,359.00  | 7,374.94   | -374.94       | 105.36 % |
| <a href="#">01-502-11100</a>                    | MAINTENANCE OF EQUIPMENT       | 24,000.00    | 24,000.00    | 0.00      | 7,391.23   | 16,608.77     | 30.80 %  |
| <a href="#">01-502-11110</a>                    | MAINTENANCE OF BUILDING        | 10,000.00    | 10,000.00    | 536.40    | 8,159.33   | 1,840.67      | 81.59 %  |
| <a href="#">01-502-12100</a>                    | BUILDING INSURANCE             | 33,000.00    | 33,000.00    | 0.00      | 0.00       | 33,000.00     | 0.00 %   |
| <a href="#">01-502-12110</a>                    | LIABILITY INSURANCE            | 12,000.00    | 12,000.00    | 0.00      | 18,812.64  | -6,812.64     | 156.77 % |
| <a href="#">01-502-13500</a>                    | CAPITAL OUTLAY                 | 0.00         | 0.00         | 0.00      | 80,686.46  | -80,686.46    | 0.00 %   |
| <a href="#">01-502-14100</a>                    | TECHNOLOGY MAINTENANCE AGRE... | 75,542.00    | 75,542.00    | 0.00      | 48,330.19  | 27,211.81     | 63.98 %  |
| <a href="#">01-502-30250</a>                    | PROFESSIONAL SERVICES          | 500.00       | 500.00       | 0.00      | 0.00       | 500.00        | 0.00 %   |
| <a href="#">01-502-99100</a>                    | MISCELLANEOUS                  | 6,000.00     | 6,000.00     | 0.00      | 2,674.17   | 3,325.83      | 44.57 %  |
| <a href="#">01-502-99101</a>                    | EVENTS                         | 7,500.00     | 7,500.00     | 1,500.00  | 4,500.00   | 3,000.00      | 60.00 %  |
| Expense Total:                                  |                                | 812,814.00   | 812,814.00   | 41,222.10 | 481,792.02 | 331,021.98    | 59.27 %  |
| Department: 502 - ADMINISTRATION Total:         |                                | 812,814.00   | 812,814.00   | 41,222.10 | 481,792.02 | 331,021.98    | 59.27 %  |
| Department: 503 - MUNICIPAL COURT               |                                |              |              |           |            |               |          |
| Expense                                         |                                |              |              |           |            |               |          |
| <a href="#">01-503-01100</a>                    | COURT CLERK SALARY             | 138,760.00   | 138,760.00   | 10,361.19 | 66,984.97  | 71,775.03     | 48.27 %  |
| <a href="#">01-503-01500</a>                    | OVERTIME SALARIES EXPENSE      | 3,500.00     | 3,500.00     | 0.00      | 606.10     | 2,893.90      | 17.32 %  |
| <a href="#">01-503-02100</a>                    | FICA EXPENSE                   | 8,820.00     | 8,820.00     | 633.55    | 4,138.35   | 4,681.65      | 46.92 %  |
| <a href="#">01-503-02105</a>                    | MEDICARE EXPENSE               | 2,063.00     | 2,063.00     | 148.17    | 967.85     | 1,095.15      | 46.91 %  |
| <a href="#">01-503-02106</a>                    | HEALTH INSURANCE EXPENSE       | 21,581.00    | 21,581.00    | 2,011.44  | 11,855.58  | 9,725.42      | 54.94 %  |
| <a href="#">01-503-02107</a>                    | STATE UNEMPLOY TAX EXPENSE     | 351.00       | 351.00       | 4.25      | 26.51      | 324.49        | 7.55 %   |
| <a href="#">01-503-02150</a>                    | TMRS EXPENSE                   | 9,787.00     | 9,787.00     | 726.32    | 4,738.13   | 5,048.87      | 48.41 %  |
| <a href="#">01-503-02160</a>                    | WORKER'S COMP                  | 285.00       | 285.00       | 154.01    | 1,048.05   | -763.05       | 367.74 % |
| <a href="#">01-503-02210</a>                    | OTHER INSURANCE                | 122.00       | 122.00       | 8.50      | 51.00      | 71.00         | 41.80 %  |
| <a href="#">01-503-03100</a>                    | JUDGE                          | 35,000.00    | 35,000.00    | 2,500.00  | 13,400.00  | 21,600.00     | 38.29 %  |
| <a href="#">01-503-03110</a>                    | ATTORNEY                       | 20,000.00    | 20,000.00    | 0.00      | 4,050.00   | 15,950.00     | 20.25 %  |
| <a href="#">01-503-04100</a>                    | SUPPLIES                       | 4,000.00     | 4,000.00     | 0.00      | 2,523.56   | 1,476.44      | 63.09 %  |
| <a href="#">01-503-04110</a>                    | POSTAGE                        | 3,000.00     | 3,000.00     | 0.00      | 846.45     | 2,153.55      | 28.22 %  |
| <a href="#">01-503-05120</a>                    | TELEPHONE                      | 3,300.00     | 3,300.00     | 103.00    | 3,960.56   | -660.56       | 120.02 % |
| <a href="#">01-503-09100</a>                    | TRAVEL & TRAINING              | 3,000.00     | 3,000.00     | 0.00      | 0.00       | 3,000.00      | 0.00 %   |
| <a href="#">01-503-10100</a>                    | DUES & MEMBERSHIPS             | 150.00       | 150.00       | 0.00      | 30.83      | 119.17        | 20.55 %  |
| <a href="#">01-503-14110</a>                    | COURT TECHNOLOGY               | 29,853.00    | 29,853.00    | 0.00      | 2,570.80   | 27,282.20     | 8.61 %   |
| <a href="#">01-503-30110</a>                    | CREDIT CARD SERVICE CHARGE     | 45,000.00    | 45,000.00    | 0.00      | 28,108.00  | 16,892.00     | 62.46 %  |
| <a href="#">01-503-99100</a>                    | MISCELLANEOUS                  | 200.00       | 200.00       | 0.00      | 0.00       | 200.00        | 0.00 %   |
| Expense Total:                                  |                                | 328,772.00   | 328,772.00   | 16,650.43 | 145,906.74 | 182,865.26    | 44.38 %  |
| Department: 503 - MUNICIPAL COURT Total:        |                                | 328,772.00   | 328,772.00   | 16,650.43 | 145,906.74 | 182,865.26    | 44.38 %  |
| Department: 504 - TAX ASSESSOR COLLECTOR        |                                |              |              |           |            |               |          |
| Expense                                         |                                |              |              |           |            |               |          |
| <a href="#">01-504-30100</a>                    | TAX APPRAISAL DISTRICT FEE     | 45,317.00    | 45,317.00    | 0.00      | 11,681.00  | 33,636.00     | 25.78 %  |
| <a href="#">01-504-30300</a>                    | COUNTY CONTRACT M&O            | 24,000.00    | 24,000.00    | 362.41    | 17,998.67  | 6,001.33      | 74.99 %  |
| Expense Total:                                  |                                | 69,317.00    | 69,317.00    | 362.41    | 29,679.67  | 39,637.33     | 42.82 %  |
| Department: 504 - TAX ASSESSOR COLLECTOR Total: |                                | 69,317.00    | 69,317.00    | 362.41    | 29,679.67  | 39,637.33     | 42.82 %  |
| Department: 505 - INFORMATION TECHNOLOGY        |                                |              |              |           |            |               |          |
| Expense                                         |                                |              |              |           |            |               |          |
| <a href="#">01-505-01100</a>                    | INFORAMTION TECHNOLOGY SALA... | 63,014.00    | 63,014.00    | 0.00      | 4,902.66   | 58,111.34     | 7.78 %   |

|                                                        |                                | Original<br>Total Budget | Current<br>Total Budget | Period<br>Activity | Fiscal<br>Activity | Variance<br>Favorable<br>(Unfavorable) | Percent<br>Used |
|--------------------------------------------------------|--------------------------------|--------------------------|-------------------------|--------------------|--------------------|----------------------------------------|-----------------|
| <a href="#">01-505-02100</a>                           | PAYROLL TAXES FICA             | 3,907.00                 | 3,907.00                | 0.00               | 303.33             | 3,603.67                               | 7.76 %          |
| <a href="#">01-505-02105</a>                           | PAYROLL TAXES MEDICARE         | 914.00                   | 914.00                  | 0.00               | 70.93              | 843.07                                 | 7.76 %          |
| <a href="#">01-505-02106</a>                           | HEALTH INSURANCE EXPENSE       | 7,194.00                 | 7,194.00                | 0.00               | 0.01               | 7,193.99                               | 0.00 %          |
| <a href="#">01-505-02107</a>                           | PAYROLL TAXES TWC              | 117.00                   | 117.00                  | 0.00               | 0.00               | 117.00                                 | 0.00 %          |
| <a href="#">01-505-02150</a>                           | TMRS RETIREMENT EXPENSE        | 4,335.00                 | 4,335.00                | 0.00               | 343.68             | 3,991.32                               | 7.93 %          |
| <a href="#">01-505-02160</a>                           | WORKMAN'S COMPENSATION         | 134.00                   | 134.00                  | 0.00               | 10.61              | 123.39                                 | 7.92 %          |
| <a href="#">01-505-02210</a>                           | OTHER INSURANCE                | 41.00                    | 41.00                   | 0.00               | 0.00               | 41.00                                  | 0.00 %          |
| <a href="#">01-505-02220</a>                           | CONTRACT- IT SERVICES          | 9,600.00                 | 9,600.00                | 1,596.00           | 11,150.00          | -1,550.00                              | 116.15 %        |
| <a href="#">01-505-14000</a>                           | TECHNOLOGY HARDWARE            | 36,000.00                | 36,000.00               | 0.00               | 4,501.94           | 31,498.06                              | 12.51 %         |
| <a href="#">01-505-14010</a>                           | SOFTWARE                       | 9,250.00                 | 9,250.00                | 0.00               | 800.00             | 8,450.00                               | 8.65 %          |
| <a href="#">01-505-14030</a>                           | NETWORK                        | 2,000.00                 | 2,000.00                | 13.25              | 3,818.02           | -1,818.02                              | 190.90 %        |
| <b>Expense Total:</b>                                  |                                | <b>136,506.00</b>        | <b>136,506.00</b>       | <b>1,609.25</b>    | <b>25,901.18</b>   | <b>110,604.82</b>                      | <b>18.97 %</b>  |
| <b>Department: 505 - INFORMATION TECHNOLOGY Total:</b> |                                | <b>136,506.00</b>        | <b>136,506.00</b>       | <b>1,609.25</b>    | <b>25,901.18</b>   | <b>110,604.82</b>                      | <b>18.97 %</b>  |
| <b>Department: 506 - ELECTION</b>                      |                                |                          |                         |                    |                    |                                        |                 |
| <b>Expense</b>                                         |                                |                          |                         |                    |                    |                                        |                 |
| <a href="#">01-506-03000</a>                           | ELECTIONS CONTRACT             | 10,000.00                | 10,000.00               | 0.00               | 0.00               | 10,000.00                              | 0.00 %          |
| <a href="#">01-506-06100</a>                           | ADVERTISING                    | 500.00                   | 500.00                  | 0.00               | 0.00               | 500.00                                 | 0.00 %          |
| <a href="#">01-506-09100</a>                           | TRAVEL & SCHOOL                | 2,000.00                 | 2,000.00                | 0.00               | 968.77             | 1,031.23                               | 48.44 %         |
| <b>Expense Total:</b>                                  |                                | <b>12,500.00</b>         | <b>12,500.00</b>        | <b>0.00</b>        | <b>968.77</b>      | <b>11,531.23</b>                       | <b>7.75 %</b>   |
| <b>Department: 506 - ELECTION Total:</b>               |                                | <b>12,500.00</b>         | <b>12,500.00</b>        | <b>0.00</b>        | <b>968.77</b>      | <b>11,531.23</b>                       | <b>7.75 %</b>   |
| <b>Department: 507 - POLICE</b>                        |                                |                          |                         |                    |                    |                                        |                 |
| <b>Expense</b>                                         |                                |                          |                         |                    |                    |                                        |                 |
| <a href="#">01-507-01100</a>                           | SALARIES EXPENSE               | 1,366,008.00             | 1,366,008.00            | 100,558.31         | 642,021.66         | 723,986.34                             | 47.00 %         |
| <a href="#">01-507-01500</a>                           | POLICE OVERTIME SALARIES EXPE  | 55,000.00                | 55,000.00               | 391.95             | 16,279.47          | 38,720.53                              | 29.60 %         |
| <a href="#">01-507-01510</a>                           | OVERTIME - COMMUNITY CENTER    | 5,000.00                 | 5,000.00                | 0.00               | 1,522.93           | 3,477.07                               | 30.46 %         |
| <a href="#">01-507-01515</a>                           | OVERTIME-STONE GARDEN          | 78,320.00                | 78,320.00               | 0.00               | 58,397.15          | 19,922.85                              | 74.56 %         |
| <a href="#">01-507-01520</a>                           | OVERTIME - SCHOOL SECURITY     | 6,000.00                 | 6,000.00                | 0.00               | 3,455.46           | 2,544.54                               | 57.59 %         |
| <a href="#">01-507-01525</a>                           | OVERTIME - LBSP                | 50,000.00                | 50,000.00               | 7,062.21           | 10,438.77          | 39,561.23                              | 20.88 %         |
| <a href="#">01-507-02100</a>                           | FICA EXPENSE                   | 96,058.00                | 96,058.00               | 6,596.09           | 44,805.23          | 51,252.77                              | 46.64 %         |
| <a href="#">01-507-02105</a>                           | MEDICARE EXPENSE               | 22,464.00                | 22,464.00               | 1,542.63           | 10,478.65          | 11,985.35                              | 46.65 %         |
| <a href="#">01-507-02106</a>                           | HEALTH INSURANCE EXPENSE       | 187,032.00               | 187,032.00              | 16,426.76          | 90,770.61          | 96,261.39                              | 48.53 %         |
| <a href="#">01-507-02107</a>                           | STATE UNEMPLOY TAX EXPENSE     | 3,042.00                 | 3,042.00                | 7.99               | 226.08             | 2,815.92                               | 7.43 %          |
| <a href="#">01-507-02150</a>                           | TMRS EXPENSE                   | 106,593.00               | 106,593.00              | 7,571.67           | 51,321.29          | 55,271.71                              | 48.15 %         |
| <a href="#">01-507-02160</a>                           | WORKER'S COMP                  | 34,681.00                | 34,681.00               | 2,477.05           | 16,890.01          | 17,790.99                              | 48.70 %         |
| <a href="#">01-507-02210</a>                           | OTHER INSURANCE                | 1,061.00                 | 1,061.00                | 82.12              | 463.82             | 597.18                                 | 43.72 %         |
| <a href="#">01-507-03100</a>                           | BREATHALAZER CONTRACT          | 3,000.00                 | 3,000.00                | 0.00               | 0.00               | 3,000.00                               | 0.00 %          |
| <a href="#">01-507-03115</a>                           | FORENSICS                      | 1,000.00                 | 1,000.00                | 0.00               | 0.00               | 1,000.00                               | 0.00 %          |
| <a href="#">01-507-04100</a>                           | ADMINISTRATIVE SUPPLIES        | 19,000.00                | 19,000.00               | 49.02              | 7,259.44           | 11,740.56                              | 38.21 %         |
| <a href="#">01-507-04110</a>                           | JANITORIAL SUPPLIES            | 2,000.00                 | 2,000.00                | 0.00               | 1,107.52           | 892.48                                 | 55.38 %         |
| <a href="#">01-507-04115</a>                           | EMPLOYEE SCREENINGS            | 3,000.00                 | 3,000.00                | 0.00               | 990.73             | 2,009.27                               | 33.02 %         |
| <a href="#">01-507-04120</a>                           | UNIFORMS                       | 20,000.00                | 20,000.00               | 0.00               | 90.00              | 19,910.00                              | 0.45 %          |
| <a href="#">01-507-04130</a>                           | PRISONER EXPENSE               | 2,000.00                 | 2,000.00                | 0.00               | 590.00             | 1,410.00                               | 29.50 %         |
| <a href="#">01-507-04140</a>                           | POLICE EQUIPMENT               | 26,000.00                | 26,000.00               | 0.00               | 15,647.71          | 10,352.29                              | 60.18 %         |
| <a href="#">01-507-04145</a>                           | VEST BVP EXPENSE               | 2,800.00                 | 2,800.00                | 0.00               | 1,431.54           | 1,368.46                               | 51.13 %         |
| <a href="#">01-507-05100</a>                           | ELECTRICITY                    | 12,000.00                | 12,000.00               | 869.30             | 5,480.83           | 6,519.17                               | 45.67 %         |
| <a href="#">01-507-05120</a>                           | TELEPHONE                      | 27,200.00                | 27,200.00               | 198.75             | 10,955.03          | 16,244.97                              | 40.28 %         |
| <a href="#">01-507-05130</a>                           | UTILITIES - POLICE             | 1,100.00                 | 1,100.00                | 0.00               | 430.80             | 669.20                                 | 39.16 %         |
| <a href="#">01-507-05135</a>                           | UTILITIES - TRAINING CENTER    | 700.00                   | 700.00                  | 0.00               | 258.40             | 441.60                                 | 36.91 %         |
| <a href="#">01-507-07100</a>                           | FUEL FOR VEHICLES              | 60,000.00                | 60,000.00               | 1,652.00           | 21,830.25          | 38,169.75                              | 36.38 %         |
| <a href="#">01-507-08100</a>                           | REPAIRS TO VEHICLES            | 36,000.00                | 38,219.60               | -882.67            | 18,120.93          | 20,098.67                              | 47.41 %         |
| <a href="#">01-507-09100</a>                           | TRAVEL & TRAINING              | 10,000.00                | 10,000.00               | 0.00               | 287.00             | 9,713.00                               | 2.87 %          |
| <a href="#">01-507-09110</a>                           | STATE EDUCATION TRAINING       | 1,500.00                 | 5,687.77                | 0.00               | 557.00             | 5,130.77                               | 9.79 %          |
| <a href="#">01-507-10100</a>                           | DUES & MEMBERSHIPS             | 1,000.00                 | 1,000.00                | 0.00               | 130.84             | 869.16                                 | 13.08 %         |
| <a href="#">01-507-11100</a>                           | MAINTENANCE OF EQUIPMENT       | 2,000.00                 | 2,000.00                | 0.00               | 771.49             | 1,228.51                               | 38.57 %         |
| <a href="#">01-507-11110</a>                           | MAINTENANCE OF BUILDING        | 8,500.00                 | 8,500.00                | 219.80             | 1,975.43           | 6,524.57                               | 23.24 %         |
| <a href="#">01-507-11120</a>                           | MAINTENANCE OF SHOOTING RAN... | 25,000.00                | 25,000.00               | 332.19             | 6,053.41           | 18,946.59                              | 24.21 %         |
| <a href="#">01-507-12100</a>                           | BUILDING INSURANCE             | 7,000.00                 | 7,000.00                | 0.00               | 0.00               | 7,000.00                               | 0.00 %          |

## Budget Report

For Fiscal: 2024-2025 Pe

Section H, Item # 1.

5

|                                           |                                | Original     | Current      | Period     | Fiscal       | Variance      |          |
|-------------------------------------------|--------------------------------|--------------|--------------|------------|--------------|---------------|----------|
|                                           |                                | Total Budget | Total Budget | Activity   | Activity     | Favorable     | Percent  |
|                                           |                                |              |              |            |              | (Unfavorable) | Used     |
| <a href="#">01-507-12110</a>              | LIABILITY INSURANCE            | 36,000.00    | 36,000.00    | 0.00       | 29,496.04    | 6,503.96      | 81.93 %  |
| <a href="#">01-507-13500</a>              | CAPITAL OUTLAY                 | 53,000.00    | 53,000.00    | 0.00       | 48,549.30    | 4,450.70      | 91.60 %  |
| <a href="#">01-507-14100</a>              | TECHNOLOGY MAINTENANCE AGRE... | 110,603.00   | 110,603.00   | 67.47      | 64,202.00    | 46,401.00     | 58.05 %  |
| <a href="#">01-507-30100</a>              | SCHOOL SUPPORT/EXPLORERS       | 6,000.00     | 6,000.00     | 0.00       | 2,443.61     | 3,556.39      | 40.73 %  |
| <a href="#">01-507-30200</a>              | CAPITAL LEASE                  | 12,984.00    | 24,359.00    | 2,850.19   | 8,095.00     | 16,264.00     | 33.23 %  |
| <a href="#">01-507-99100</a>              | MISCELLANEOUS                  | 500.00       | 500.00       | 0.00       | 0.00         | 500.00        | 0.00 %   |
| Expense Total:                            |                                | 2,501,146.00 | 2,518,928.37 | 148,072.83 | 1,193,825.43 | 1,325,102.94  | 47.39 %  |
| Department: 507 - POLICE Total:           |                                | 2,501,146.00 | 2,518,928.37 | 148,072.83 | 1,193,825.43 | 1,325,102.94  | 47.39 %  |
| Department: 508 - FIRE                    |                                |              |              |            |              |               |          |
| Expense                                   |                                |              |              |            |              |               |          |
| <a href="#">01-508-02160</a>              | WORKERS COMP                   | 1,500.00     | 1,500.00     | 0.00       | 0.00         | 1,500.00      | 0.00 %   |
| <a href="#">01-508-03100</a>              | FIRE MARSHAL                   | 10,000.00    | 10,000.00    | 0.00       | 3,790.00     | 6,210.00      | 37.90 %  |
| <a href="#">01-508-03110</a>              | SPECIAL SERVICES- CONTRACT     | 175,000.00   | 175,000.00   | 43,750.00  | 87,500.00    | 87,500.00     | 50.00 %  |
| <a href="#">01-508-04100</a>              | SUPPLIES                       | 1,250.00     | 1,250.00     | 0.00       | 0.00         | 1,250.00      | 0.00 %   |
| <a href="#">01-508-05120</a>              | TELEPHONE                      | 360.00       | 360.00       | 26.50      | 162.45       | 197.55        | 45.13 %  |
| <a href="#">01-508-05130</a>              | UTILITIES - FIRE DEPARTMENT    | 1,000.00     | 1,000.00     | 0.00       | 198.79       | 801.21        | 19.88 %  |
| <a href="#">01-508-12100</a>              | BUILDING INSURANCE             | 13,500.00    | 13,500.00    | 0.00       | 0.00         | 13,500.00     | 0.00 %   |
| <a href="#">01-508-12110</a>              | LIABILITY INSURANCE            | 25,000.00    | 25,000.00    | 0.00       | 26,577.15    | -1,577.15     | 106.31 % |
| Expense Total:                            |                                | 227,610.00   | 227,610.00   | 43,776.50  | 118,228.39   | 109,381.61    | 51.94 %  |
| Department: 508 - FIRE Total:             |                                | 227,610.00   | 227,610.00   | 43,776.50  | 118,228.39   | 109,381.61    | 51.94 %  |
| Department: 509 - ENGINEERING             |                                |              |              |            |              |               |          |
| Expense                                   |                                |              |              |            |              |               |          |
| <a href="#">01-509-03000</a>              | CONTRACT- BUILDING INSPECTOR   | 130,000.00   | 130,000.00   | 0.00       | 47,423.38    | 82,576.62     | 36.48 %  |
| <a href="#">01-509-30100</a>              | PLAT REVIEW                    | 20,000.00    | 20,000.00    | 0.00       | 4,388.00     | 15,612.00     | 21.94 %  |
| <a href="#">01-509-30120</a>              | ENGINEERING                    | 27,500.00    | 27,500.00    | 0.00       | 29,417.00    | -1,917.00     | 106.97 % |
| Expense Total:                            |                                | 177,500.00   | 177,500.00   | 0.00       | 81,228.38    | 96,271.62     | 45.76 %  |
| Department: 509 - ENGINEERING Total:      |                                | 177,500.00   | 177,500.00   | 0.00       | 81,228.38    | 96,271.62     | 45.76 %  |
| Department: 510 - CODE ENFORCEMENT        |                                |              |              |            |              |               |          |
| Expense                                   |                                |              |              |            |              |               |          |
| <a href="#">01-510-01100</a>              | ENVIRONMENTAL OFFICER SALARIES | 110,173.00   | 110,173.00   | 8,362.27   | 57,065.88    | 53,107.12     | 51.80 %  |
| <a href="#">01-510-01500</a>              | OVERTIME SALARIES              | 4,000.00     | 4,000.00     | 0.00       | 1,311.92     | 2,688.08      | 32.80 %  |
| <a href="#">01-510-02100</a>              | PAYROLL TAXES FICA             | 7,079.00     | 7,079.00     | 516.80     | 3,610.25     | 3,468.75      | 51.00 %  |
| <a href="#">01-510-02105</a>              | PAYROLL TAXES MEDICARE         | 1,656.00     | 1,656.00     | 120.86     | 844.33       | 811.67        | 50.99 %  |
| <a href="#">01-510-02106</a>              | HEALTH INSURANCE               | 14,387.00    | 14,387.00    | 1,340.96   | 7,903.72     | 6,483.28      | 54.94 %  |
| <a href="#">01-510-02107</a>              | PAYROLL TWC                    | 234.00       | 234.00       | 0.00       | 18.00        | 216.00        | 7.69 %   |
| <a href="#">01-510-02150</a>              | TMRS                           | 7,856.00     | 7,856.00     | 586.20     | 4,092.30     | 3,763.70      | 52.09 %  |
| <a href="#">01-510-02160</a>              | WORKMAN'S COMPENSATION         | 2,613.00     | 2,613.00     | 235.33     | 1,916.58     | 696.42        | 73.35 %  |
| <a href="#">01-510-02210</a>              | OTHER INS                      | 82.00        | 82.00        | 6.80       | 40.80        | 41.20         | 49.76 %  |
| <a href="#">01-510-03100</a>              | ORDINANCE ENFORCEMENT          | 6,000.00     | 6,000.00     | 0.00       | 0.00         | 6,000.00      | 0.00 %   |
| <a href="#">01-510-04100</a>              | SUPPLIES & POSTAGE             | 11,000.00    | 11,000.00    | 0.00       | 3,705.57     | 7,294.43      | 33.69 %  |
| <a href="#">01-510-05120</a>              | TELEPHONE/INTERNET             | 1,600.00     | 1,600.00     | 26.50      | 383.04       | 1,216.96      | 23.94 %  |
| <a href="#">01-510-07100</a>              | FUEL FOR VEHICLES              | 5,500.00     | 5,500.00     | 332.16     | 1,456.16     | 4,043.84      | 26.48 %  |
| <a href="#">01-510-08100</a>              | REPAIRS TO VEHICLES            | 2,500.00     | 2,500.00     | 45.00      | 778.35       | 1,721.65      | 31.13 %  |
| <a href="#">01-510-09100</a>              | TRAVEL & TRAINING              | 1,500.00     | 1,500.00     | 0.00       | 0.00         | 1,500.00      | 0.00 %   |
| <a href="#">01-510-11100</a>              | MAINTENANCE OF EQUIPMENT       | 500.00       | 500.00       | 0.00       | 0.00         | 500.00        | 0.00 %   |
| <a href="#">01-510-11110</a>              | MAINTENANCE OF BUILDING        | 2,000.00     | 2,000.00     | 25.00      | 150.00       | 1,850.00      | 7.50 %   |
| <a href="#">01-510-12110</a>              | LIABILITY INSURANCE            | 550.00       | 550.00       | 0.00       | 554.68       | -4.68         | 100.85 % |
| <a href="#">01-510-30100</a>              | ANIMAL CONTROL                 | 850.00       | 850.00       | 0.00       | 292.32       | 557.68        | 34.39 %  |
| <a href="#">01-510-99100</a>              | MISCELLANEOUS                  | 500.00       | 500.00       | 0.00       | 297.18       | 202.82        | 59.44 %  |
| <a href="#">01-510-99115</a>              | BAD DEBT EXPENSE- LOT MOWING   | 3,000.00     | 3,000.00     | 0.00       | 0.00         | 3,000.00      | 0.00 %   |
| Expense Total:                            |                                | 183,580.00   | 183,580.00   | 11,597.88  | 84,421.08    | 99,158.92     | 45.99 %  |
| Department: 510 - CODE ENFORCEMENT Total: |                                | 183,580.00   | 183,580.00   | 11,597.88  | 84,421.08    | 99,158.92     | 45.99 %  |
| Department: 511 - EMERGENCY MEDICAL SERV  |                                |              |              |            |              |               |          |
| Expense                                   |                                |              |              |            |              |               |          |
| <a href="#">01-511-02160</a>              | WORKER'S COMP                  | 27,000.00    | 27,000.00    | 0.00       | 20,117.55    | 6,882.45      | 74.51 %  |
| <a href="#">01-511-05120</a>              | TELEPHONE                      | 350.00       | 350.00       | 26.50      | 175.70       | 174.30        | 50.20 %  |



## Budget Report

For Fiscal: 2024-2025 Pe

Section H, Item # 1.

5

|                                                 |                               | Original     | Current      | Period    | Fiscal     | Variance                   | Percent  |
|-------------------------------------------------|-------------------------------|--------------|--------------|-----------|------------|----------------------------|----------|
|                                                 |                               | Total Budget | Total Budget | Activity  | Activity   | Favorable<br>(Unfavorable) | Used     |
| <a href="#">01-511-05130</a>                    | UTILITIES-AMBULANCE SERVICE   | 5,600.00     | 5,600.00     | 0.00      | 3,740.98   | 1,859.02                   | 66.80 %  |
| <a href="#">01-511-12100</a>                    | BUILDING INSURANCE            | 7,200.00     | 7,200.00     | 0.00      | 0.00       | 7,200.00                   | 0.00 %   |
| <a href="#">01-511-12110</a>                    | LIABILITY INSURANCE           | 25,500.00    | 25,500.00    | 0.00      | 27,872.50  | -2,372.50                  | 109.30 % |
| <a href="#">01-511-30000</a>                    | LOS FRESNOS AMBULANCE SERVICE | 180,000.00   | 180,000.00   | 0.00      | 90,000.00  | 90,000.00                  | 50.00 %  |
| Expense Total:                                  |                               | 245,650.00   | 245,650.00   | 26.50     | 141,906.73 | 103,743.27                 | 57.77 %  |
| Department: 511 - EMERGENCY MEDICAL SERV Total: |                               | 245,650.00   | 245,650.00   | 26.50     | 141,906.73 | 103,743.27                 | 57.77 %  |
| Department: 512 - SOLID WASTE                   |                               |              |              |           |            |                            |          |
| Expense                                         |                               |              |              |           |            |                            |          |
| <a href="#">01-512-05100</a>                    | ELECTRICITY                   | 375.00       | 375.00       | 0.00      | 0.00       | 375.00                     | 0.00 %   |
| <a href="#">01-512-99115</a>                    | BAD DEBT EXPENSE              | 3,500.00     | 3,500.00     | 0.00      | -7.34      | 3,507.34                   | -0.21 %  |
| Expense Total:                                  |                               | 3,875.00     | 3,875.00     | 0.00      | -7.34      | 3,882.34                   | -0.19 %  |
| Department: 512 - SOLID WASTE Total:            |                               | 3,875.00     | 3,875.00     | 0.00      | -7.34      | 3,882.34                   | -0.19 %  |
| Department: 514 - STREETS                       |                               |              |              |           |            |                            |          |
| Expense                                         |                               |              |              |           |            |                            |          |
| <a href="#">01-514-01100</a>                    | SALARIES EXPENSE              | 116,080.00   | 116,080.00   | 2,495.05  | 21,392.83  | 94,687.17                  | 18.43 %  |
| <a href="#">01-514-01125</a>                    | CONTRACT LABOR                | 26,624.00    | 26,624.00    | 512.00    | 8,780.80   | 17,843.20                  | 32.98 %  |
| <a href="#">01-514-01130</a>                    | CONTRACT LABOR- OVERTIME      | 2,000.00     | 2,000.00     | 0.00      | 9.60       | 1,990.40                   | 0.48 %   |
| <a href="#">01-514-01500</a>                    | OVERTIME SALARIES EXPENSE     | 3,000.00     | 3,000.00     | 252.45    | 1,583.37   | 1,416.63                   | 52.78 %  |
| <a href="#">01-514-02100</a>                    | FICA EXPENSE                  | 5,732.00     | 5,732.00     | 166.57    | 1,411.39   | 4,320.61                   | 24.62 %  |
| <a href="#">01-514-02105</a>                    | MEDICARE EXPENSE              | 1,340.00     | 1,340.00     | 38.95     | 330.07     | 1,009.93                   | 24.63 %  |
| <a href="#">01-514-02106</a>                    | HEALTH INSURANCE EXPENSE      | 17,984.00    | 17,984.00    | 670.48    | 3,951.86   | 14,032.14                  | 21.97 %  |
| <a href="#">01-514-02107</a>                    | STATE UNEMPLOY TAX EXPENSE    | 293.00       | 293.00       | 1.22      | 9.00       | 284.00                     | 3.07 %   |
| <a href="#">01-514-02150</a>                    | TMRS EXPENSE                  | 6,361.00     | 6,361.00     | 192.60    | 1,610.63   | 4,750.37                   | 25.32 %  |
| <a href="#">01-514-02160</a>                    | WORKER'S COMP                 | 1,899.00     | 1,899.00     | 65.28     | 545.92     | 1,353.08                   | 28.75 %  |
| <a href="#">01-514-02210</a>                    | OTHER INSURANCE               | 102.00       | 102.00       | 3.40      | 20.40      | 81.60                      | 20.00 %  |
| <a href="#">01-514-04100</a>                    | TOOLS & SUPPLIES              | 3,500.00     | 3,500.00     | 206.62    | 1,105.87   | 2,394.13                   | 31.60 %  |
| <a href="#">01-514-05100</a>                    | ELECTRICITY (STREET LIGHTS)   | 104,000.00   | 104,000.00   | 9,565.11  | 56,892.53  | 47,107.47                  | 54.70 %  |
| <a href="#">01-514-07100</a>                    | FUEL FOR VEHICLES             | 8,000.00     | 8,000.00     | 469.79    | 2,196.72   | 5,803.28                   | 27.46 %  |
| <a href="#">01-514-08100</a>                    | REPAIRS TO VEHICLES           | 7,000.00     | 7,000.00     | -370.77   | 2,672.81   | 4,327.19                   | 38.18 %  |
| <a href="#">01-514-09100</a>                    | TRAVEL & TRAINING             | 2,000.00     | 2,000.00     | 0.00      | 0.00       | 2,000.00                   | 0.00 %   |
| <a href="#">01-514-10100</a>                    | DUES AND MEMBERSHIP           | 15,000.00    | 15,000.00    | 0.00      | 409.26     | 14,590.74                  | 2.73 %   |
| <a href="#">01-514-11100</a>                    | STREET DRAINAGE & REPAIRS     | 28,556.00    | 28,556.00    | 6,375.00  | 20,349.25  | 8,206.75                   | 71.26 %  |
| <a href="#">01-514-11110</a>                    | STREET SIGNS & REPAIRS        | 5,000.00     | 5,000.00     | 0.00      | 0.00       | 5,000.00                   | 0.00 %   |
| <a href="#">01-514-11120</a>                    | MOWING MACHINE REPAIRS        | 7,500.00     | 7,500.00     | 435.00    | 4,098.48   | 3,401.52                   | 54.65 %  |
| <a href="#">01-514-12110</a>                    | LIABILITY INSURANCE           | 2,500.00     | 2,500.00     | 0.00      | 2,324.03   | 175.97                     | 92.96 %  |
| <a href="#">01-514-13500</a>                    | CAPITAL OUTLAY                | 0.00         | 0.00         | 0.00      | 117,892.39 | -117,892.39                | 0.00 %   |
| <a href="#">01-514-13515</a>                    | SIDEWALK PROJECTS             | 0.00         | 0.00         | 0.00      | 49,364.10  | -49,364.10                 | 0.00 %   |
| <a href="#">01-514-13520</a>                    | STREET PROJECTS               | 50,003.00    | 50,003.00    | 0.00      | 321,915.57 | -271,912.57                | 643.79 % |
| <a href="#">01-514-30201</a>                    | CAPITAL LEASE                 | 0.00         | 0.00         | 928.24    | 2,321.65   | -2,321.65                  | 0.00 %   |
| Expense Total:                                  |                               | 414,474.00   | 414,474.00   | 22,006.99 | 621,188.53 | -206,714.53                | 149.87 % |
| Department: 514 - STREETS Total:                |                               | 414,474.00   | 414,474.00   | 22,006.99 | 621,188.53 | -206,714.53                | 149.87 % |
| Department: 515 - PARKS                         |                               |              |              |           |            |                            |          |
| Expense                                         |                               |              |              |           |            |                            |          |
| <a href="#">01-515-01100</a>                    | SALARIES EXPENSE              | 122,278.00   | 122,278.00   | 7,619.40  | 47,664.97  | 74,613.03                  | 38.98 %  |
| <a href="#">01-515-01105</a>                    | POOL LABOR                    | 101,894.00   | 101,894.00   | 2,633.39  | 17,166.44  | 84,727.56                  | 16.85 %  |
| <a href="#">01-515-01106</a>                    | SWIMMING LESSONS INSTRUCTOR   | 20,000.00    | 20,000.00    | 0.00      | 0.00       | 20,000.00                  | 0.00 %   |
| <a href="#">01-515-01125</a>                    | CONTRACT LABOR                | 53,248.00    | 53,248.00    | 0.00      | 16,268.80  | 36,979.20                  | 30.55 %  |
| <a href="#">01-515-01130</a>                    | CONTRACT LABOR - OVERTIME     | 500.00       | 500.00       | 0.00      | 710.40     | -210.40                    | 142.08 % |
| <a href="#">01-515-01500</a>                    | OVERTIME SALARIES EXPENSE     | 5,000.00     | 5,000.00     | 415.40    | 4,072.38   | 927.62                     | 81.45 %  |
| <a href="#">01-515-02100</a>                    | FICA EXPENSE                  | 14,209.00    | 14,209.00    | 655.24    | 4,235.36   | 9,973.64                   | 29.81 %  |
| <a href="#">01-515-02105</a>                    | MEDICARE EXPENSE              | 3,319.00     | 3,319.00     | 153.23    | 990.50     | 2,328.50                   | 29.84 %  |
| <a href="#">01-515-02106</a>                    | HEALTH INSURANCE EXPENSE      | 25,177.00    | 25,177.00    | 2,011.44  | 11,855.58  | 13,321.42                  | 47.09 %  |
| <a href="#">01-515-02107</a>                    | STATE UNEMPLOY TAX EXPENSE    | 2,633.00     | 2,633.00     | 7.94      | 43.10      | 2,589.90                   | 1.64 %   |
| <a href="#">01-515-02150</a>                    | TMRS EXPENSE                  | 8,756.00     | 8,756.00     | 563.24    | 3,626.79   | 5,129.21                   | 41.42 %  |
| <a href="#">01-515-02160</a>                    | WORKER'S COMP                 | 3,825.00     | 3,825.00     | 202.79    | 1,309.74   | 2,515.26                   | 34.24 %  |
| <a href="#">01-515-02210</a>                    | OTHER INSURANCE               | 143.00       | 143.00       | 10.20     | 61.20      | 81.80                      | 42.80 %  |



## Budget Report

For Fiscal: 2024-2025 Pe

Section H, Item # 1.

5

|                                |                                 | Original     | Current      | Period    | Fiscal     | Variance      |          |
|--------------------------------|---------------------------------|--------------|--------------|-----------|------------|---------------|----------|
|                                |                                 | Total Budget | Total Budget | Activity  | Activity   | Favorable     | Percent  |
|                                |                                 |              |              |           |            | (Unfavorable) | Used     |
| <a href="#">01-515-04100</a>   | TOOLS & SUPPLIES                | 10,000.00    | 10,000.00    | 9.98      | 2,010.07   | 7,989.93      | 20.10 %  |
| <a href="#">01-515-04110</a>   | POOL SUPPLIES                   | 2,500.00     | 2,500.00     | 0.00      | 56.14      | 2,443.86      | 2.25 %   |
| <a href="#">01-515-05100</a>   | ELECTRICITY - PARKS             | 10,000.00    | 10,000.00    | 1,016.48  | 4,363.81   | 5,636.19      | 43.64 %  |
| <a href="#">01-515-05110</a>   | ELECTRICITY - POOL              | 8,000.00     | 8,000.00     | 622.11    | 2,791.33   | 5,208.67      | 34.89 %  |
| <a href="#">01-515-05115</a>   | ELECTRICITY - BOYS & GIRLS CLUB | 10,000.00    | 10,000.00    | 1,537.91  | 4,500.62   | 5,499.38      | 45.01 %  |
| <a href="#">01-515-05116</a>   | ELECTRICITY - ALAMO WAREHOUSE   | 4,000.00     | 4,000.00     | 254.17    | 1,500.76   | 2,499.24      | 37.52 %  |
| <a href="#">01-515-05120</a>   | TELEPHONE                       | 200.00       | 200.00       | 13.25     | 107.72     | 92.28         | 53.86 %  |
| <a href="#">01-515-05130</a>   | UTILITIES - COMMUNITY PARK      | 3,500.00     | 3,500.00     | 0.00      | 1,283.10   | 2,216.90      | 36.66 %  |
| <a href="#">01-515-05131</a>   | UTILITIES - NATURE PARK         | 1,200.00     | 1,200.00     | 0.00      | 391.78     | 808.22        | 32.65 %  |
| <a href="#">01-515-05132</a>   | UTILITIES - POOL                | 3,000.00     | 3,000.00     | 0.00      | 2,390.49   | 609.51        | 79.68 %  |
| <a href="#">01-515-05135</a>   | UTILITIES - BOYS & GIRLS CLUB   | 1,000.00     | 1,000.00     | 0.00      | 360.05     | 639.95        | 36.01 %  |
| <a href="#">01-515-05136</a>   | UTILITIES - ALAMO WAREHOUSE     | 750.00       | 750.00       | 0.00      | 272.57     | 477.43        | 36.34 %  |
| <a href="#">01-515-07100</a>   | FUEL FOR VEHICLES               | 10,000.00    | 10,000.00    | 647.05    | 4,577.08   | 5,422.92      | 45.77 %  |
| <a href="#">01-515-08100</a>   | REPAIRS TO VEHICLES             | 5,000.00     | 5,000.00     | -3,655.17 | 900.54     | 4,099.46      | 18.01 %  |
| <a href="#">01-515-11100</a>   | MOWING MACHINE REPAIRS          | 15,000.00    | 15,000.00    | 312.00    | 4,201.35   | 10,798.65     | 28.01 %  |
| <a href="#">01-515-11110</a>   | POOL MAINTENANCE                | 4,000.00     | 4,000.00     | 0.00      | 0.00       | 4,000.00      | 0.00 %   |
| <a href="#">01-515-11120</a>   | POOL CHEMICALS                  | 11,000.00    | 11,000.00    | 0.00      | 0.00       | 11,000.00     | 0.00 %   |
| <a href="#">01-515-11130</a>   | PARK MAINTENANCE                | 20,000.00    | 20,000.00    | 680.57    | 5,568.24   | 14,431.76     | 27.84 %  |
| <a href="#">01-515-11135</a>   | FIELD MAINTENANCE               | 6,000.00     | 6,000.00     | 0.00      | 2,532.50   | 3,467.50      | 42.21 %  |
| <a href="#">01-515-11136</a>   | ALAMO WHSE MAINTENANCE          | 1,500.00     | 1,500.00     | 1,048.00  | 1,718.00   | -218.00       | 114.53 % |
| <a href="#">01-515-11145</a>   | BOYS & GIRLS CLUB               | 60,000.00    | 60,000.00    | 15,000.00 | 30,000.00  | 30,000.00     | 50.00 %  |
| <a href="#">01-515-12100</a>   | BUILDING INSURANCE              | 1,600.00     | 1,600.00     | 0.00      | 0.00       | 1,600.00      | 0.00 %   |
| <a href="#">01-515-12110</a>   | LIABILITY INSURANCE             | 6,000.00     | 6,000.00     | 0.00      | 6,265.40   | -265.40       | 104.42 % |
| <a href="#">01-515-30101</a>   | HIKE AND BIKE TRAIL PROJECT     | 150,000.00   | 150,000.00   | 0.00      | 0.00       | 150,000.00    | 0.00 %   |
| <a href="#">01-515-30200</a>   | CAPITAL LEASE                   | 20,469.00    | 20,469.00    | 1,691.63  | 3,946.66   | 16,522.34     | 19.28 %  |
| <a href="#">01-515-99100</a>   | MISCELLANEOUS                   | 600.00       | 600.00       | 0.00      | 0.00       | 600.00        | 0.00 %   |
| Expense Total:                 |                                 | 726,301.00   | 726,301.00   | 33,450.25 | 187,743.47 | 538,557.53    | 25.85 %  |
| Department: 515 - PARKS Total: |                                 | 726,301.00   | 726,301.00   | 33,450.25 | 187,743.47 | 538,557.53    | 25.85 %  |

## Department: 516 - LIBRARY

## Expense

|                                  |                               |            |            |           |            |            |          |
|----------------------------------|-------------------------------|------------|------------|-----------|------------|------------|----------|
| <a href="#">01-516-01100</a>     | SALARIES EXPENSE              | 137,634.00 | 137,634.00 | 10,213.37 | 63,061.08  | 74,572.92  | 45.82 %  |
| <a href="#">01-516-01500</a>     | OVERTIME SALARIES EXPENSE     | 1,500.00   | 1,500.00   | 118.97    | 441.88     | 1,058.12   | 29.46 %  |
| <a href="#">01-516-02100</a>     | FICA EXPENSE                  | 8,626.00   | 8,626.00   | 637.89    | 3,920.39   | 4,705.61   | 45.45 %  |
| <a href="#">01-516-02105</a>     | MEDICARE EXPENSE              | 2,018.00   | 2,018.00   | 149.19    | 916.88     | 1,101.12   | 45.44 %  |
| <a href="#">01-516-02106</a>     | HEALTH INSURANCE EXPENSE      | 14,387.00  | 14,387.00  | 1,340.96  | 7,903.72   | 6,483.28   | 54.94 %  |
| <a href="#">01-516-02107</a>     | STATE UNEMPLOY TAX EXPENSE    | 374.00     | 374.00     | 1.97      | 24.86      | 349.14     | 6.65 %   |
| <a href="#">01-516-02150</a>     | TMRS EXPENSE                  | 7,450.00   | 7,450.00   | 586.54    | 3,613.73   | 3,836.27   | 48.51 %  |
| <a href="#">01-516-02160</a>     | WORKER'S COMP                 | 373.00     | 373.00     | 30.26     | 171.24     | 201.76     | 45.91 %  |
| <a href="#">01-516-02210</a>     | OTHER INSURANCE               | 82.00      | 82.00      | 6.80      | 40.80      | 41.20      | 49.76 %  |
| <a href="#">01-516-04100</a>     | OFFICE SUPPLIES & POSTAGE     | 3,100.00   | 3,100.00   | 98.04     | 1,746.74   | 1,353.26   | 56.35 %  |
| <a href="#">01-516-05100</a>     | ELECTRICITY                   | 5,300.00   | 5,300.00   | 407.01    | 2,641.80   | 2,658.20   | 49.85 %  |
| <a href="#">01-516-05120</a>     | TELEPHONE                     | 1,400.00   | 1,400.00   | 89.15     | 464.17     | 935.83     | 33.16 %  |
| <a href="#">01-516-09100</a>     | TRAVEL & TRAINING             | 1,000.00   | 1,000.00   | 0.00      | 0.00       | 1,000.00   | 0.00 %   |
| <a href="#">01-516-10100</a>     | DUES & MEMBERSHIP             | 450.00     | 450.00     | 0.00      | 211.83     | 238.17     | 47.07 %  |
| <a href="#">01-516-11100</a>     | MAINTENANCE OF EQUIPMENT      | 1,000.00   | 1,000.00   | 0.00      | 450.00     | 550.00     | 45.00 %  |
| <a href="#">01-516-11110</a>     | MAINTENANCE OF BUILDING       | 4,200.00   | 4,200.00   | 65.00     | 994.97     | 3,205.03   | 23.69 %  |
| <a href="#">01-516-12100</a>     | BUILDING INSURANCE            | 5,400.00   | 5,400.00   | 0.00      | 0.00       | 5,400.00   | 0.00 %   |
| <a href="#">01-516-12110</a>     | LIABILITY INSURANCE           | 2,500.00   | 2,500.00   | 0.00      | 2,662.66   | -162.66    | 106.51 % |
| <a href="#">01-516-13110</a>     | LEASE COPIER                  | 3,500.00   | 3,500.00   | 21.00     | 1,770.37   | 1,729.63   | 50.58 %  |
| <a href="#">01-516-13500</a>     | CAPITAL OUTLAY                | 0.00       | 5,706.20   | 0.00      | 5,706.20   | 0.00       | 100.00 % |
| <a href="#">01-516-14100</a>     | TECHNOLOGY MAINTENACE AGRE... | 6,948.00   | 6,948.00   | 794.11    | 2,704.79   | 4,243.21   | 38.93 %  |
| <a href="#">01-516-30100</a>     | BOOKS                         | 8,500.00   | 8,500.00   | 0.00      | 41.86      | 8,458.14   | 0.49 %   |
| <a href="#">01-516-99100</a>     | MISCELLANEOUS                 | 2,000.00   | 1,824.80   | 196.93    | 1,107.29   | 717.51     | 60.68 %  |
| Expense Total:                   |                               | 217,742.00 | 223,273.00 | 14,757.19 | 100,597.26 | 122,675.74 | 45.06 %  |
| Department: 516 - LIBRARY Total: |                               | 217,742.00 | 223,273.00 | 14,757.19 | 100,597.26 | 122,675.74 | 45.06 %  |

## Budget Report

For Fiscal: 2024-2025 Pe

Section H, Item # 1.

5

|                                                        |                                | Original<br>Total Budget | Current<br>Total Budget | Period<br>Activity | Fiscal<br>Activity  | Variance<br>Favorable<br>(Unfavorable) | Percent<br>Used |
|--------------------------------------------------------|--------------------------------|--------------------------|-------------------------|--------------------|---------------------|----------------------------------------|-----------------|
| <b>Department: 517 - COMMUNITY CENTER</b>              |                                |                          |                         |                    |                     |                                        |                 |
| <b>Expense</b>                                         |                                |                          |                         |                    |                     |                                        |                 |
| <a href="#">01-517-04100</a>                           | SUPPLIES                       | 2,500.00                 | 2,500.00                | 49.02              | 1,152.31            | 1,347.69                               | 46.09 %         |
| <a href="#">01-517-08100</a>                           | VEHICLE REPAIRS                | 0.00                     | 0.00                    | 0.00               | 694.72              | -694.72                                | 0.00 %          |
| <a href="#">01-517-11100</a>                           | MAINTENANCE OF EQUIPMENT       | 937.00                   | 937.00                  | 0.00               | 0.00                | 937.00                                 | 0.00 %          |
| <a href="#">01-517-11110</a>                           | MAINTENANCE OF BUILDING        | 2,000.00                 | 2,000.00                | 0.00               | 163.60              | 1,836.40                               | 8.18 %          |
| <b>Expense Total:</b>                                  |                                | <b>5,437.00</b>          | <b>5,437.00</b>         | <b>49.02</b>       | <b>2,010.63</b>     | <b>3,426.37</b>                        | <b>36.98 %</b>  |
| <b>Department: 517 - COMMUNITY CENTER Total:</b>       |                                | <b>5,437.00</b>          | <b>5,437.00</b>         | <b>49.02</b>       | <b>2,010.63</b>     | <b>3,426.37</b>                        | <b>36.98 %</b>  |
| <b>Department: 518 - EMERGENCY MANAGEMENT</b>          |                                |                          |                         |                    |                     |                                        |                 |
| <b>Expense</b>                                         |                                |                          |                         |                    |                     |                                        |                 |
| <a href="#">01-518-01100</a>                           | COORDINATOR SALARY             | 6,145.00                 | 6,145.00                | 472.70             | 2,930.74            | 3,214.26                               | 47.69 %         |
| <a href="#">01-518-02100</a>                           | FICA                           | 381.00                   | 381.00                  | 29.30              | 181.67              | 199.33                                 | 47.68 %         |
| <a href="#">01-518-02105</a>                           | MEDICARE                       | 89.00                    | 89.00                   | 6.86               | 42.53               | 46.47                                  | 47.79 %         |
| <a href="#">01-518-02107</a>                           | STATE UNEMPLOYMENT TAX EXPE... | 117.00                   | 117.00                  | 0.00               | 10.59               | 106.41                                 | 9.05 %          |
| <a href="#">01-518-02150</a>                           | TMRS                           | 423.00                   | 423.00                  | 33.14              | 205.47              | 217.53                                 | 48.57 %         |
| <a href="#">01-518-02160</a>                           | WORKERS COMPENSATION           | 141.00                   | 141.00                  | 12.92              | 83.98               | 57.02                                  | 59.56 %         |
| <a href="#">01-518-04100</a>                           | SUPPLIES                       | 5,000.00                 | 5,000.00                | 0.00               | 1,825.14            | 3,174.86                               | 36.50 %         |
| <a href="#">01-518-05120</a>                           | TELEPHONE/COMMUNICATION        | 25,000.00                | 25,000.00               | 0.00               | 150.00              | 24,850.00                              | 0.60 %          |
| <a href="#">01-518-07110</a>                           | DIESEL FUEL - DISASTER         | 1,000.00                 | 1,000.00                | 0.00               | 341.33              | 658.67                                 | 34.13 %         |
| <a href="#">01-518-09100</a>                           | TRAVEL & TRAINING              | 3,000.00                 | 3,000.00                | 0.00               | 0.00                | 3,000.00                               | 0.00 %          |
| <a href="#">01-518-11100</a>                           | MAINTENANCE EQUIPMENT          | 1,500.00                 | 1,500.00                | 0.00               | 0.00                | 1,500.00                               | 0.00 %          |
| <a href="#">01-518-14100</a>                           | TECHNOLOGY MAINTENANCE AGRE... | 45,743.00                | 45,743.00               | 0.00               | 52,044.33           | -6,301.33                              | 113.78 %        |
| <b>Expense Total:</b>                                  |                                | <b>88,539.00</b>         | <b>88,539.00</b>        | <b>554.92</b>      | <b>57,815.78</b>    | <b>30,723.22</b>                       | <b>65.30 %</b>  |
| <b>Department: 518 - EMERGENCY MANAGEMENT Total:</b>   |                                | <b>88,539.00</b>         | <b>88,539.00</b>        | <b>554.92</b>      | <b>57,815.78</b>    | <b>30,723.22</b>                       | <b>65.30 %</b>  |
| <b>Department: 519 - OTHER GENERAL EXPENSES</b>        |                                |                          |                         |                    |                     |                                        |                 |
| <b>Expense</b>                                         |                                |                          |                         |                    |                     |                                        |                 |
| <a href="#">01-519-30160</a>                           | OUTSOURCE PAYROLL SERVICE      | 3,000.00                 | 3,000.00                | 0.00               | 3,598.47            | -598.47                                | 119.95 %        |
| <a href="#">01-519-30170</a>                           | RCI TECHNOLOGIES- FA/RECORDS   | 8,000.00                 | 8,000.00                | 0.00               | 388.30              | 7,611.70                               | 4.85 %          |
| <a href="#">01-519-30260</a>                           | THANKSGIVING/CHRISTMAS PARTY   | 7,500.00                 | 15,500.00               | 0.00               | 14,101.92           | 1,398.08                               | 90.98 %         |
| <b>Expense Total:</b>                                  |                                | <b>18,500.00</b>         | <b>26,500.00</b>        | <b>0.00</b>        | <b>18,088.69</b>    | <b>8,411.31</b>                        | <b>68.26 %</b>  |
| <b>Department: 519 - OTHER GENERAL EXPENSES Total:</b> |                                | <b>18,500.00</b>         | <b>26,500.00</b>        | <b>0.00</b>        | <b>18,088.69</b>    | <b>8,411.31</b>                        | <b>68.26 %</b>  |
| <b>Department: 522 - EXPENDITURES CH 59</b>            |                                |                          |                         |                    |                     |                                        |                 |
| <b>Expense</b>                                         |                                |                          |                         |                    |                     |                                        |                 |
| <a href="#">01-522-30130</a>                           | TRANSFER OUT                   | 2,250.00                 | 2,250.00                | 0.00               | 0.00                | 2,250.00                               | 0.00 %          |
| <b>Expense Total:</b>                                  |                                | <b>2,250.00</b>          | <b>2,250.00</b>         | <b>0.00</b>        | <b>0.00</b>         | <b>2,250.00</b>                        | <b>0.00 %</b>   |
| <b>Department: 522 - EXPENDITURES CH 59 Total:</b>     |                                | <b>2,250.00</b>          | <b>2,250.00</b>         | <b>0.00</b>        | <b>0.00</b>         | <b>2,250.00</b>                        | <b>0.00 %</b>   |
| <b>Department: 523 - DSRIP-COMMUNITY HEALT</b>         |                                |                          |                         |                    |                     |                                        |                 |
| <b>Expense</b>                                         |                                |                          |                         |                    |                     |                                        |                 |
| <a href="#">01-523-01100</a>                           | SALARIES EXPENSE               | 38,456.00                | 38,456.00               | 2,958.40           | 18,342.08           | 20,113.92                              | 47.70 %         |
| <a href="#">01-523-01500</a>                           | OVERTIME                       | 500.00                   | 500.00                  | 0.00               | 0.00                | 500.00                                 | 0.00 %          |
| <a href="#">01-523-02100</a>                           | FICA EXPENSE                   | 2,415.00                 | 2,415.00                | 177.60             | 1,102.62            | 1,312.38                               | 45.66 %         |
| <a href="#">01-523-02105</a>                           | MEDICARE EXPENSE               | 565.00                   | 565.00                  | 41.54              | 257.90              | 307.10                                 | 45.65 %         |
| <a href="#">01-523-02106</a>                           | HEALTH INSURANCE EXPENSE       | 7,194.00                 | 7,194.00                | 670.48             | 3,951.86            | 3,242.14                               | 54.93 %         |
| <a href="#">01-523-02107</a>                           | STATE UNEMPLOY TAX EXPENSE     | 117.00                   | 117.00                  | 1.61               | 9.00                | 108.00                                 | 7.69 %          |
| <a href="#">01-523-02150</a>                           | TMRS EXPENSE                   | 2,680.00                 | 2,680.00                | 207.38             | 1,285.76            | 1,394.24                               | 47.98 %         |
| <a href="#">01-523-02160</a>                           | WORKER'S COMP                  | 650.00                   | 650.00                  | 56.24              | 348.69              | 301.31                                 | 53.64 %         |
| <a href="#">01-523-02210</a>                           | OTHER INSURANCE                | 41.00                    | 41.00                   | 3.40               | 20.40               | 20.60                                  | 49.76 %         |
| <a href="#">01-523-04100</a>                           | SUPPLIES                       | 6,000.00                 | 6,000.00                | 0.00               | 4,134.39            | 1,865.61                               | 68.91 %         |
| <a href="#">01-523-05120</a>                           | TELEPHONE                      | 1,100.00                 | 1,100.00                | 13.25              | 438.56              | 661.44                                 | 39.87 %         |
| <b>Expense Total:</b>                                  |                                | <b>59,718.00</b>         | <b>59,718.00</b>        | <b>4,129.90</b>    | <b>29,891.26</b>    | <b>29,826.74</b>                       | <b>50.05 %</b>  |
| <b>Department: 523 - DSRIP-COMMUNITY HEALT Total:</b>  |                                | <b>59,718.00</b>         | <b>59,718.00</b>        | <b>4,129.90</b>    | <b>29,891.26</b>    | <b>29,826.74</b>                       | <b>50.05 %</b>  |
| <b>Fund: 01 - GENERAL FUND Surplus (Deficit):</b>      |                                | <b>-1.00</b>             | <b>-13,532.00</b>       | <b>89,349.46</b>   | <b>1,611,557.31</b> | <b>1,625,089.3111</b>                  | <b>909.23 %</b> |
| <b>Report Surplus (Deficit):</b>                       |                                | <b>-1.00</b>             | <b>-13,532.00</b>       | <b>89,349.46</b>   | <b>1,611,557.31</b> | <b>1,625,089.3111</b>                  | <b>909.23 %</b> |



City of Los Fresnos, TX

Check Report

By Check Number

Date Range: 03/01/2025 - 03/28/2025

| Vendor Number                                     | Vendor Name                               | Payment Date | Payment Type | Discount Amount | Payment Amount | Number     |
|---------------------------------------------------|-------------------------------------------|--------------|--------------|-----------------|----------------|------------|
| <b>Bank Code: FVB2-WATER &amp; SEWER CHECKING</b> |                                           |              |              |                 |                |            |
| 05635                                             | AGUAWORKS PIPE & SUPPLY, INC              | 03/05/2025   | Regular      | 0.00            | 1,045.95       | 152996     |
| 01301                                             | AGUILAR'S AUTOMOTIVE AND DIESEL REPAIR SI | 03/05/2025   | Regular      | 0.00            | 365.62         | 152997     |
| 01565                                             | AMAZON.COM                                | 03/05/2025   | Regular      | 0.00            | 824.52         | 152998     |
|                                                   | **Void**                                  | 03/05/2025   | Regular      | 0.00            | 0.00           | 152999     |
| 07070                                             | AMCHEM INC                                | 03/05/2025   | Regular      | 0.00            | 2,900.00       | 153000     |
| 09860                                             | AT&T MOBILITY                             | 03/05/2025   | Regular      | 0.00            | 447.61         | 153001     |
| 01377                                             | Burton McCumber & Longoria, LLP           | 03/05/2025   | Regular      | 0.00            | 6,510.00       | 153002     |
| 08410                                             | CHEMTRADE CHEMICALS US LLC                | 03/05/2025   | Regular      | 0.00            | 4,826.00       | 153003     |
| 00004                                             | CITY OF LOS FRESNOS                       | 03/05/2025   | Regular      | 0.00            | 456.32         | 153004     |
| 08070                                             | DEPARTMENT OF STATE HEALTH SERVICES       | 03/05/2025   | Regular      | 0.00            | 414.00         | 153005     |
| 05895                                             | DIRECT ENERGY-UTILITY OPERATIONS          | 03/05/2025   | Regular      | 0.00            | 19,491.56      | 153006     |
| 02325                                             | EAST RIO HONDO WATER                      | 03/05/2025   | Regular      | 0.00            | 962.09         | 153007     |
| 00250                                             | HACH CHEMICAL                             | 03/05/2025   | Regular      | 0.00            | 2,439.96       | 153008     |
| 08265                                             | INTEGRITY TESTING, INC                    | 03/05/2025   | Regular      | 0.00            | 1,971.00       | 153009     |
| 06895                                             | MAGIC VALLEY ELECTRIC COOPERATIVE         | 03/05/2025   | Regular      | 0.00            | 98.42          | 153010     |
| 01564                                             | Mitzi Madrigal                            | 03/05/2025   | Regular      | 0.00            | 325.00         | 153011     |
| 09755                                             | NEW CORE INC                              | 03/05/2025   | Regular      | 0.00            | 5,197.00       | 153012     |
| 00915                                             | PURCHASE POWER                            | 03/05/2025   | Regular      | 0.00            | 10.72          | 153013     |
| 07535                                             | PVS DX INC.                               | 03/05/2025   | Regular      | 0.00            | 340.00         | 153014     |
| 07855                                             | REGION STAFFING, INC                      | 03/05/2025   | Regular      | 0.00            | 1,843.20       | 153015     |
| 01131                                             | RIO GRANDE WASTE CO LLC                   | 03/05/2025   | Regular      | 0.00            | 4,950.00       | 153016     |
| 04650                                             | TYLER TECHNOLOGIES                        | 03/05/2025   | Regular      | 0.00            | 3,614.82       | 153017     |
| 08299                                             | UNIFIRST HOLDINGS INC                     | 03/05/2025   | Regular      | 0.00            | 456.44         | 153018     |
| 08298                                             | VESTIS GROUP, INC                         | 03/05/2025   | Regular      | 0.00            | 152.52         | 153019     |
| 00680                                             | ZARSKY LUMBER                             | 03/05/2025   | Regular      | 0.00            | 6.16           | 153020     |
| 01298                                             | Bio-Aquatic Testing, Inc.                 | 03/10/2025   | Regular      | 0.00            | 1,915.00       | 153021     |
| 01332                                             | PNC BANK NATIONAL ASSOCIATION             | 03/10/2025   | Regular      | 0.00            | -770.16        | 153022     |
| 01332                                             | PNC BANK NATIONAL ASSOCIATION             | 03/10/2025   | Regular      | 0.00            | 770.16         | 153022     |
| 08410                                             | CHEMTRADE CHEMICALS US LLC                | 03/11/2025   | Regular      | 0.00            | 7,517.97       | 153023     |
| 01302                                             | BIG M PEST CONTROL, LLC                   | 03/19/2025   | Regular      | 0.00            | 25.00          | 153024     |
| 08070                                             | DEPARTMENT OF STATE HEALTH SERVICES       | 03/19/2025   | Regular      | 0.00            | 414.00         | 153025     |
| 08070                                             | DEPARTMENT OF STATE HEALTH SERVICES       | 03/19/2025   | Regular      | 0.00            | 57.18          | 153026     |
| 09440                                             | FUELMAN                                   | 03/19/2025   | Regular      | 0.00            | 987.08         | 153027     |
| 07590                                             | Longoria Consulting                       | 03/19/2025   | Regular      | 0.00            | 1,000.00       | 153028     |
| 05785                                             | MAXIMINO TORRES                           | 03/19/2025   | Regular      | 0.00            | 265.00         | 153029     |
| 01274                                             | NewLane Finance Company                   | 03/19/2025   | Regular      | 0.00            | 106.00         | 153030     |
| 07855                                             | REGION STAFFING, INC                      | 03/19/2025   | Regular      | 0.00            | 2,624.00       | 153031     |
| 00780                                             | SOUTHMOST REGIONAL                        | 03/19/2025   | Regular      | 0.00            | 221,113.94     | 153032     |
| 05915                                             | TOWN OF INDIAN LAKE - UTILITY FUND        | 03/19/2025   | Regular      | 0.00            | 11,701.53      | 153033     |
| 08299                                             | UNIFIRST HOLDINGS INC                     | 03/19/2025   | Regular      | 0.00            | 211.72         | 153034     |
| 08455                                             | VEAE COMMUNICATION SERVICES LLC           | 03/19/2025   | Regular      | 0.00            | 800.00         | 153035     |
| 08298                                             | VESTIS GROUP, INC                         | 03/19/2025   | Regular      | 0.00            | 152.52         | 153036     |
| 00680                                             | ZARSKY LUMBER                             | 03/19/2025   | Regular      | 0.00            | 54.00          | 153037     |
| 08323                                             | ZEPEDA SPRINKLERS                         | 03/19/2025   | Regular      | 0.00            | 50.00          | 153038     |
| 02740                                             | ANGEL R. HERNANDEZ                        | 03/26/2025   | Regular      | 0.00            | 1,425.00       | 153039     |
| 08222                                             | OPENEDGE                                  | 03/03/2025   | Bank Draft   | 0.00            | 2,035.37       | DFT0001111 |
| 08222                                             | OPENEDGE                                  | 03/03/2025   | Bank Draft   | 0.00            | 1,999.25       | DFT0001112 |
| 08222                                             | OPENEDGE                                  | 03/03/2025   | Bank Draft   | 0.00            | 8,738.91       | DFT0001113 |

Check Report

Date Range

Section H, Item # 1.

Vendor Number

Vendor Name

Payment Date

Payment Type

Discount Amount

Payment Amount

Number

00001

CITY OF L.F. PAYROLL ACCT

03/14/2025

Bank Draft

0.00

39,608.26

DFT0001119

Bank Code FVB2 Summary

| Payment Type   | Payable<br>Count | Payment<br>Count | Discount | Payment    |
|----------------|------------------|------------------|----------|------------|
| Regular Checks | 69               | 43               | 0.00     | 310,839.01 |
| Manual Checks  | 0                | 0                | 0.00     | 0.00       |
| Voided Checks  | 0                | 2                | 0.00     | -770.16    |
| Bank Drafts    | 4                | 4                | 0.00     | 52,381.79  |
| EFT's          | 0                | 0                | 0.00     | 0.00       |
|                | 73               | 49               | 0.00     | 362,450.64 |



City of Los Fresnos, TX

Section H, Item # 1.

# Budget Report

## Account Summary

For Fiscal: 2024-2025 Period Ending: 02/28/2025

|                                                 |                                | Original<br>Total Budget | Current<br>Total Budget | Period<br>Activity | Fiscal<br>Activity  | Variance<br>Favorable<br>(Unfavorable) | Percent<br>Used |
|-------------------------------------------------|--------------------------------|--------------------------|-------------------------|--------------------|---------------------|----------------------------------------|-----------------|
| <b>Fund: 05 - UTILITY FUND</b>                  |                                |                          |                         |                    |                     |                                        |                 |
| <b>Department: 444 - MISCELLANEOUS</b>          |                                |                          |                         |                    |                     |                                        |                 |
| <b>Revenue</b>                                  |                                |                          |                         |                    |                     |                                        |                 |
| <a href="#">05-444-1020</a>                     | MISCELLANEOUS INCOME           | 0.00                     | 0.00                    | 10,950.00          | 10,989.80           | 10,989.80                              | 0.00 %          |
| <a href="#">05-444-5010</a>                     | WATER SALES REVENUES           | 1,360,000.00             | 1,360,000.00            | 184,046.85         | 622,388.91          | -737,611.09                            | 45.76 %         |
| <a href="#">05-444-5020</a>                     | WATER TAP FEES                 | 30,000.00                | 30,000.00               | 0.00               | 73,200.00           | 43,200.00                              | 244.00 %        |
| <a href="#">05-444-5030</a>                     | WATER UTL. EXP. FEES & CAPITAL | 14,000.00                | 14,000.00               | 0.00               | 38,850.00           | 24,850.00                              | 277.50 %        |
| <a href="#">05-444-5040</a>                     | PROCESSING FEES                | 25,000.00                | 25,000.00               | 1,125.00           | 10,400.00           | -14,600.00                             | 41.60 %         |
| <a href="#">05-444-5050</a>                     | 15% PENALTIES                  | 64,000.00                | 64,000.00               | 5,266.66           | 26,710.91           | -37,289.09                             | 41.74 %         |
| <a href="#">05-444-5080</a>                     | INTEREST EARNED                | 78,000.00                | 78,000.00               | 5,365.22           | 30,727.51           | -47,272.49                             | 39.39 %         |
| <a href="#">05-444-5095</a>                     | NSF CHARGES                    | 500.00                   | 500.00                  | 80.00              | 280.00              | -220.00                                | 56.00 %         |
| <a href="#">05-444-6010</a>                     | SEWER REVENUES                 | 1,160,000.00             | 1,160,000.00            | 102,853.91         | 500,944.26          | -659,055.74                            | 43.18 %         |
| <a href="#">05-444-6012</a>                     | SEWER REVENUE - INDIAN LAKE    | 124,000.00               | 124,000.00              | 0.00               | 59,257.87           | -64,742.13                             | 47.79 %         |
| <a href="#">05-444-6014</a>                     | SEWER REVENUE - EAST RIO HONDO | 302,000.00               | 302,000.00              | 24,414.29          | 101,791.60          | -200,208.40                            | 33.71 %         |
| <a href="#">05-444-6020</a>                     | SEWER TAP FEES                 | 14,000.00                | 14,000.00               | 437.50             | 98,787.50           | 84,787.50                              | 705.63 %        |
| <a href="#">05-444-9901</a>                     | TRANSFER IN                    | 73,064.00                | 73,064.00               | 0.00               | 0.00                | -73,064.00                             | 0.00 %          |
| <b>Revenue Total:</b>                           |                                | <b>3,244,564.00</b>      | <b>3,244,564.00</b>     | <b>334,539.43</b>  | <b>1,574,328.36</b> | <b>-1,670,235.64</b>                   | <b>48.52 %</b>  |
| <b>Department: 444 - MISCELLANEOUS Total:</b>   |                                | <b>3,244,564.00</b>      | <b>3,244,564.00</b>     | <b>334,539.43</b>  | <b>1,574,328.36</b> | <b>-1,670,235.64</b>                   | <b>48.52 %</b>  |
| <b>Department: 502 - ADMINISTRATION</b>         |                                |                          |                         |                    |                     |                                        |                 |
| <b>Expense</b>                                  |                                |                          |                         |                    |                     |                                        |                 |
| <a href="#">05-502-01100</a>                    | SALARIES - WATER               | 402,313.00               | 402,313.00              | 27,268.86          | 146,652.41          | 255,660.59                             | 36.45 %         |
| <a href="#">05-502-01125</a>                    | CONTRACT LABOR                 | 39,936.00                | 39,936.00               | 2,041.60           | 12,992.00           | 26,944.00                              | 32.53 %         |
| <a href="#">05-502-01130</a>                    | CONTRACT LABOR -OT             | 1,500.00                 | 1,500.00                | 0.00               | 1,152.00            | 348.00                                 | 76.80 %         |
| <a href="#">05-502-01500</a>                    | OVERTIME SALARIES EXPENSE      | 26,000.00                | 26,000.00               | 2,651.73           | 12,348.97           | 13,651.03                              | 47.50 %         |
| <a href="#">05-502-02100</a>                    | FICA EXPENSE                   | 26,555.00                | 26,555.00               | 1,838.56           | 9,781.80            | 16,773.20                              | 36.84 %         |
| <a href="#">05-502-02105</a>                    | MEDICARE EXPENSE               | 6,210.00                 | 6,210.00                | 429.99             | 2,287.69            | 3,922.31                               | 36.84 %         |
| <a href="#">05-502-02106</a>                    | HEALTH INSURANCE EXPENSE       | 57,908.00                | 57,908.00               | 4,860.86           | 23,564.73           | 34,343.27                              | 40.69 %         |
| <a href="#">05-502-02107</a>                    | STATE UNEMPLOY TAX EXPENSE     | 942.00                   | 942.00                  | 14.42              | 56.84               | 885.16                                 | 6.03 %          |
| <a href="#">05-502-02140</a>                    | OPEB EXPENSE - WATER           | 3,000.00                 | 3,000.00                | 0.00               | 0.00                | 3,000.00                               | 0.00 %          |
| <a href="#">05-502-02150</a>                    | TMRS EXPENSE                   | 29,469.00                | 29,469.00               | 2,097.43           | 11,049.35           | 18,419.65                              | 37.49 %         |
| <a href="#">05-502-02160</a>                    | WORKER'S COMP                  | 5,461.00                 | 5,461.00                | 364.68             | 1,928.64            | 3,532.36                               | 35.32 %         |
| <a href="#">05-502-02210</a>                    | OTHER INSURANCE                | 328.00                   | 328.00                  | 23.48              | 115.69              | 212.31                                 | 35.27 %         |
| <a href="#">05-502-03115</a>                    | AUDITOR                        | 12,000.00                | 12,000.00               | 3,255.00           | 13,124.77           | -1,124.77                              | 109.37 %        |
| <a href="#">05-502-04100</a>                    | SUPPLIES & POSTAGE             | 13,500.00                | 13,500.00               | 1,739.99           | 7,332.50            | 6,167.50                               | 54.31 %         |
| <a href="#">05-502-05100</a>                    | ELECTRICITY                    | 15,000.00                | 15,000.00               | 4,404.87           | 9,503.56            | 5,496.44                               | 63.36 %         |
| <a href="#">05-502-05120</a>                    | TELEPHONE                      | 7,544.00                 | 7,544.00                | 677.94             | 2,443.14            | 5,100.86                               | 32.39 %         |
| <a href="#">05-502-06100</a>                    | ADVERTISING                    | 500.00                   | 500.00                  | 0.00               | 0.00                | 500.00                                 | 0.00 %          |
| <a href="#">05-502-09100</a>                    | TRAVEL & TRAINING              | 3,500.00                 | 3,500.00                | 0.00               | 173.75              | 3,326.25                               | 4.96 %          |
| <a href="#">05-502-10100</a>                    | DUES & MEMBERSHIP              | 1,000.00                 | 1,000.00                | 0.50               | 602.33              | 397.67                                 | 60.23 %         |
| <a href="#">05-502-12100</a>                    | STRUCTURE INSURANCE            | 21,000.00                | 21,000.00               | 0.00               | 0.00                | 21,000.00                              | 0.00 %          |
| <a href="#">05-502-12110</a>                    | LIABILITY INSURANCE            | 11,000.00                | 11,000.00               | 0.00               | 8,950.24            | 2,049.76                               | 81.37 %         |
| <a href="#">05-502-30115</a>                    | CREDIT CARD EXPENSE            | 31,500.00                | 31,500.00               | 6,386.75           | 30,335.78           | 1,164.22                               | 96.30 %         |
| <a href="#">05-502-30250</a>                    | PROFESSIONAL SERVICES          | 500.00                   | 500.00                  | 0.00               | 0.00                | 500.00                                 | 0.00 %          |
| <a href="#">05-502-99100</a>                    | MISCELLANEOUS                  | 1,000.00                 | 1,000.00                | 0.00               | 46.58               | 953.42                                 | 4.66 %          |
| <a href="#">05-502-99115</a>                    | BAD DEBT EXPENSE               | 4,000.00                 | 4,000.00                | 0.00               | -12.73              | 4,012.73                               | -0.32 %         |
| <b>Expense Total:</b>                           |                                | <b>721,666.00</b>        | <b>721,666.00</b>       | <b>58,056.66</b>   | <b>294,430.04</b>   | <b>427,235.96</b>                      | <b>40.80 %</b>  |
| <b>Department: 502 - ADMINISTRATION Total:</b>  |                                | <b>721,666.00</b>        | <b>721,666.00</b>       | <b>58,056.66</b>   | <b>294,430.04</b>   | <b>427,235.96</b>                      | <b>40.80 %</b>  |
| <b>Department: 505 - INFORMATION TECHNOLOGY</b> |                                |                          |                         |                    |                     |                                        |                 |
| <b>Expense</b>                                  |                                |                          |                         |                    |                     |                                        |                 |
| <a href="#">05-505-01100</a>                    | INFORMATION TECHNOLOGY SALA... | 31,507.00                | 31,507.00               | 0.00               | 2,451.32            | 29,055.68                              | 7.78 %          |
| <a href="#">05-505-02100</a>                    | FICA EXPENSE                   | 1,953.00                 | 1,953.00                | 0.00               | 151.66              | 1,801.34                               | 7.77 %          |

## Budget Report

For Fiscal: 2024-2025 Pe

Section H, Item # 1.

5

|                                                 |                                | Original     | Current      | Period    | Fiscal     | Variance                   |                 |
|-------------------------------------------------|--------------------------------|--------------|--------------|-----------|------------|----------------------------|-----------------|
|                                                 |                                | Total Budget | Total Budget | Activity  | Activity   | Favorable<br>(Unfavorable) | Percent<br>Used |
| <a href="#">05-505-02105</a>                    | MEDICARE EXPENSE               | 457.00       | 457.00       | 0.00      | 35.47      | 421.53                     | 7.76 %          |
| <a href="#">05-505-02106</a>                    | HEALTH INSURANCE EXPENSE       | 3,597.00     | 3,597.00     | 0.00      | -0.01      | 3,597.01                   | 0.00 %          |
| <a href="#">05-505-02107</a>                    | TWC EXPENSE                    | 59.00        | 59.00        | 0.00      | 0.00       | 59.00                      | 0.00 %          |
| <a href="#">05-505-02150</a>                    | TMRS EXPENSE                   | 2,168.00     | 2,168.00     | 0.00      | 171.83     | 1,996.17                   | 7.93 %          |
| <a href="#">05-505-02160</a>                    | WORKER'S COMP INS.(TML)        | 67.00        | 67.00        | 0.00      | 5.31       | 61.69                      | 7.93 %          |
| <a href="#">05-505-02210</a>                    | OTHER INSURANCE EXPENSE        | 20.00        | 20.00        | 0.00      | 0.01       | 19.99                      | 0.05 %          |
| <a href="#">05-505-02220</a>                    | CONTRACT- IT SERVICES          | 0.00         | 0.00         | 800.00    | 2,400.00   | -2,400.00                  | 0.00 %          |
| <a href="#">05-505-14000</a>                    | HARDWARE                       | 12,750.00    | 12,750.00    | 0.00      | 2,250.97   | 10,499.03                  | 17.65 %         |
| <a href="#">05-505-14010</a>                    | SOFTWARE                       | 4,625.00     | 4,625.00     | 0.00      | 0.00       | 4,625.00                   | 0.00 %          |
| <a href="#">05-505-14030</a>                    | NETWORK                        | 1,000.00     | 1,000.00     | 1,868.40  | 1,868.40   | -868.40                    | 186.84 %        |
| Expense Total:                                  |                                | 58,203.00    | 58,203.00    | 2,668.40  | 9,334.96   | 48,868.04                  | 16.04 %         |
| Department: 505 - INFORMATION TECHNOLOGY Total: |                                | 58,203.00    | 58,203.00    | 2,668.40  | 9,334.96   | 48,868.04                  | 16.04 %         |
| Department: 520 - CAPTIAL OUTLAY                |                                |              |              |           |            |                            |                 |
| Expense                                         |                                |              |              |           |            |                            |                 |
| <a href="#">05-520-13500</a>                    | WATER METERS                   | 75,000.00    | 75,000.00    | 0.00      | 0.00       | 75,000.00                  | 0.00 %          |
| Expense Total:                                  |                                | 75,000.00    | 75,000.00    | 0.00      | 0.00       | 75,000.00                  | 0.00 %          |
| Department: 520 - CAPTIAL OUTLAY Total:         |                                | 75,000.00    | 75,000.00    | 0.00      | 0.00       | 75,000.00                  | 0.00 %          |
| Department: 526 - WATER SUPPLIES                |                                |              |              |           |            |                            |                 |
| Expense                                         |                                |              |              |           |            |                            |                 |
| <a href="#">05-526-04100</a>                    | CHEMICALS                      | 100,000.00   | 100,000.00   | 0.00      | 55,928.54  | 44,071.46                  | 55.93 %         |
| <a href="#">05-526-04110</a>                    | SUPPLIES, TOOLS & EQUIPMENT    | 12,000.00    | 12,000.00    | 999.20    | 5,094.50   | 6,905.50                   | 42.45 %         |
| <a href="#">05-526-04120</a>                    | UNIFORMS & CLOTHING            | 5,000.00     | 5,000.00     | 433.46    | 2,199.31   | 2,800.69                   | 43.99 %         |
| <a href="#">05-526-04130</a>                    | WATER CONNECTIONS              | 20,000.00    | 20,000.00    | 30,890.69 | 46,531.22  | -26,531.22                 | 232.66 %        |
| <a href="#">05-526-04150</a>                    | WATER TESTING                  | 7,500.00     | 7,500.00     | 471.18    | 2,929.78   | 4,570.22                   | 39.06 %         |
| <a href="#">05-526-07100</a>                    | FUEL FOR VEHICLES              | 10,000.00    | 10,000.00    | 719.12    | 6,110.88   | 3,889.12                   | 61.11 %         |
| Expense Total:                                  |                                | 154,500.00   | 154,500.00   | 33,513.65 | 118,794.23 | 35,705.77                  | 76.89 %         |
| Department: 526 - WATER SUPPLIES Total:         |                                | 154,500.00   | 154,500.00   | 33,513.65 | 118,794.23 | 35,705.77                  | 76.89 %         |
| Department: 527 - MAINTENANCE OF WATER S        |                                |              |              |           |            |                            |                 |
| Expense                                         |                                |              |              |           |            |                            |                 |
| <a href="#">05-527-11100</a>                    | WATER PLANT MAINTENANCE        | 4,000.00     | 4,000.00     | 38.39     | 18,539.31  | -14,539.31                 | 463.48 %        |
| <a href="#">05-527-11150</a>                    | WAREHOUSE MAINTENANCE          | 8,500.00     | 8,500.00     | 975.17    | 3,274.57   | 5,225.43                   | 38.52 %         |
| Expense Total:                                  |                                | 12,500.00    | 12,500.00    | 1,013.56  | 21,813.88  | -9,313.88                  | 174.51 %        |
| Department: 527 - MAINTENANCE OF WATER S Total: |                                | 12,500.00    | 12,500.00    | 1,013.56  | 21,813.88  | -9,313.88                  | 174.51 %        |
| Department: 528 - MAINTENANCE OF WATER E        |                                |              |              |           |            |                            |                 |
| Expense                                         |                                |              |              |           |            |                            |                 |
| <a href="#">05-528-08100</a>                    | REPAIRS TO VEHICLES            | 6,000.00     | 6,000.00     | 3,177.22  | 4,199.94   | 1,800.06                   | 70.00 %         |
| <a href="#">05-528-11200</a>                    | WATER PLANT EQUIPMENT          | 15,000.00    | 15,000.00    | 3,455.00  | 13,260.43  | 1,739.57                   | 88.40 %         |
| <a href="#">05-528-11210</a>                    | WATER LINE MAINTENANCE         | 10,000.00    | 10,000.00    | 215.16    | 8,377.75   | 1,622.25                   | 83.78 %         |
| <a href="#">05-528-11230</a>                    | FIRE HYDRANT REPAIRS           | 25,000.00    | 25,000.00    | 0.00      | 0.00       | 25,000.00                  | 0.00 %          |
| Expense Total:                                  |                                | 56,000.00    | 56,000.00    | 6,847.38  | 25,838.12  | 30,161.88                  | 46.14 %         |
| Department: 528 - MAINTENANCE OF WATER E Total: |                                | 56,000.00    | 56,000.00    | 6,847.38  | 25,838.12  | 30,161.88                  | 46.14 %         |
| Department: 529 - WATER PURCHASES               |                                |              |              |           |            |                            |                 |
| Expense                                         |                                |              |              |           |            |                            |                 |
| <a href="#">05-529-04100</a>                    | C.C.I.D. #6 WATER              | 28,000.00    | 28,000.00    | 0.00      | 16,406.80  | 11,593.20                  | 58.60 %         |
| <a href="#">05-529-04110</a>                    | TOWN INDIAN LAKE-WATER PURC... | 15,602.00    | 15,602.00    | 3,900.51  | 11,701.53  | 3,900.47                   | 75.00 %         |
| Expense Total:                                  |                                | 43,602.00    | 43,602.00    | 3,900.51  | 28,108.33  | 15,493.67                  | 64.47 %         |
| Department: 529 - WATER PURCHASES Total:        |                                | 43,602.00    | 43,602.00    | 3,900.51  | 28,108.33  | 15,493.67                  | 64.47 %         |
| Department: 530 - WATER MISCELLANEOUS EX        |                                |              |              |           |            |                            |                 |
| Expense                                         |                                |              |              |           |            |                            |                 |
| <a href="#">05-530-14100</a>                    | TECHNOLOGY MAINTENANCE AGRE... | 49,986.00    | 49,986.00    | 2,958.50  | 10,035.46  | 39,950.54                  | 20.08 %         |
| <a href="#">05-530-30100</a>                    | AGENT FEE ON WATER BONDS       | 1,100.00     | 1,100.00     | 0.00      | 0.00       | 1,100.00                   | 0.00 %          |
| <a href="#">05-530-30110</a>                    | TEXAS WATER COMM. PERMIT       | 5,000.00     | 5,000.00     | 0.00      | 4,726.05   | 273.95                     | 94.52 %         |
| <a href="#">05-530-30170</a>                    | SLUDGE REMOVAL                 | 5,000.00     | 5,000.00     | 0.00      | 0.00       | 5,000.00                   | 0.00 %          |
| <a href="#">05-530-30500</a>                    | WATER TANK INSP. & CLEANING    | 3,000.00     | 3,000.00     | 0.00      | 0.00       | 3,000.00                   | 0.00 %          |

## Budget Report

For Fiscal: 2024-2025 Pe

Section H, Item # 1.

5

|                                                 |                                | Original     | Current      | Period    | Fiscal     | Variance                   | Percent    |
|-------------------------------------------------|--------------------------------|--------------|--------------|-----------|------------|----------------------------|------------|
|                                                 |                                | Total Budget | Total Budget | Activity  | Activity   | Favorable<br>(Unfavorable) | Used       |
| <a href="#">05-530-30520</a>                    | SOUTHMOST REGIONAL M&O         | 125,957.00   | 125,957.00   | 0.00      | 0.00       | 125,957.00                 | 0.00 %     |
| <a href="#">05-530-30525</a>                    | SRWA- EXCESS WATER CONSUMPT... | 200,000.00   | 200,000.00   | 0.00      | 0.00       | 200,000.00                 | 0.00 %     |
| <a href="#">05-530-99999</a>                    | DEPRECIATION EXPENSE           | 230,000.00   | 230,000.00   | 0.00      | 0.00       | 230,000.00                 | 0.00 %     |
| Expense Total:                                  |                                | 620,043.00   | 620,043.00   | 2,958.50  | 14,761.51  | 605,281.49                 | 2.38 %     |
| Department: 530 - WATER MISCELLANEOUS EX Total: |                                | 620,043.00   | 620,043.00   | 2,958.50  | 14,761.51  | 605,281.49                 | 2.38 %     |
| Department: 532 - WATER BONDED INDEBTEDN        |                                |              |              |           |            |                            |            |
| Expense                                         |                                |              |              |           |            |                            |            |
| <a href="#">05-532-30200</a>                    | CAPITAL LEASE                  | 17,949.00    | 17,949.00    | 0.00      | 2,189.07   | 15,759.93                  | 12.20 %    |
| <a href="#">05-532-80125</a>                    | SRWA - DEBT SERVICE            | 51,899.00    | 51,899.00    | 0.00      | 0.00       | 51,899.00                  | 0.00 %     |
| Expense Total:                                  |                                | 69,848.00    | 69,848.00    | 0.00      | 2,189.07   | 67,658.93                  | 3.13 %     |
| Department: 532 - WATER BONDED INDEBTEDN Total: |                                | 69,848.00    | 69,848.00    | 0.00      | 2,189.07   | 67,658.93                  | 3.13 %     |
| Department: 534 - SEWER ADMINISTRATION          |                                |              |              |           |            |                            |            |
| Expense                                         |                                |              |              |           |            |                            |            |
| <a href="#">05-534-01100</a>                    | SALARIES - SEWER               | 402,313.00   | 402,313.00   | 27,268.86 | 146,652.41 | 255,660.59                 | 36.45 %    |
| <a href="#">05-534-01125</a>                    | CONTRACT LABOR                 | 39,936.00    | 39,936.00    | 2,041.60  | 13,248.00  | 26,688.00                  | 33.17 %    |
| <a href="#">05-534-01130</a>                    | CONTRACT LABOR - OT            | 1,500.00     | 1,500.00     | 0.00      | 896.00     | 604.00                     | 59.73 %    |
| <a href="#">05-534-01500</a>                    | OVERTIME SALARIES EXPENSE      | 26,000.00    | 26,000.00    | 2,651.73  | 12,348.97  | 13,651.03                  | 47.50 %    |
| <a href="#">05-534-02100</a>                    | FICA EXPENSE                   | 26,555.00    | 26,555.00    | 1,838.56  | 9,781.80   | 16,773.20                  | 36.84 %    |
| <a href="#">05-534-02105</a>                    | MEDICARE EXPENSE               | 6,210.00     | 6,210.00     | 429.99    | 2,287.69   | 3,922.31                   | 36.84 %    |
| <a href="#">05-534-02106</a>                    | HEALTH INSURANCE EXPENSE       | 57,908.00    | 57,908.00    | 4,860.86  | 23,564.73  | 34,343.27                  | 40.69 %    |
| <a href="#">05-534-02107</a>                    | STATE UNEMPLOY TAX EXPENSE     | 942.00       | 942.00       | 14.42     | 56.84      | 885.16                     | 6.03 %     |
| <a href="#">05-534-02140</a>                    | OPEB EXPENSE - SEWER           | 3,000.00     | 3,000.00     | 0.00      | 0.00       | 3,000.00                   | 0.00 %     |
| <a href="#">05-534-02150</a>                    | TMRS EXPENSE                   | 29,469.00    | 29,469.00    | 2,097.43  | 11,049.35  | 18,419.65                  | 37.49 %    |
| <a href="#">05-534-02160</a>                    | WORKER'S COMP                  | 5,461.00     | 5,461.00     | 364.68    | 1,928.64   | 3,532.36                   | 35.32 %    |
| <a href="#">05-534-02210</a>                    | OTHER INSURANCE                | 328.00       | 328.00       | 23.48     | 115.69     | 212.31                     | 35.27 %    |
| <a href="#">05-534-03115</a>                    | AUDITOR                        | 13,500.00    | 13,500.00    | 3,255.00  | 13,124.77  | 375.23                     | 97.22 %    |
| <a href="#">05-534-03140</a>                    | COLLECTION FEES - ERHWS        | 22,000.00    | 22,000.00    | 1,342.99  | 6,996.03   | 15,003.97                  | 31.80 %    |
| <a href="#">05-534-04100</a>                    | SUPPLIES & POSTAGE             | 13,000.00    | 13,000.00    | 1,443.16  | 5,775.75   | 7,224.25                   | 44.43 %    |
| <a href="#">05-534-05100</a>                    | ELECTRICITY                    | 88,000.00    | 88,000.00    | 15,234.63 | 50,159.24  | 37,840.76                  | 57.00 %    |
| <a href="#">05-534-05120</a>                    | TELEPHONE                      | 7,544.00     | 7,544.00     | 677.95    | 2,443.19   | 5,100.81                   | 32.39 %    |
| <a href="#">05-534-05130</a>                    | LIFT STATIONS - WATER ERHWS    | 4,400.00     | 4,400.00     | 286.44    | 2,194.58   | 2,205.42                   | 49.88 %    |
| <a href="#">05-534-05135</a>                    | UTILITES - WASTEWATER          | 5,500.00     | 5,500.00     | 456.32    | 2,281.60   | 3,218.40                   | 41.48 %    |
| <a href="#">05-534-09100</a>                    | TRAVEL & TRAINING              | 2,500.00     | 2,500.00     | 0.00      | 173.75     | 2,326.25                   | 6.95 %     |
| <a href="#">05-534-10100</a>                    | DUES & MEMBERSHIP              | 200.00       | 200.00       | 0.49      | 1.47       | 198.53                     | 0.74 %     |
| <a href="#">05-534-11400</a>                    | CAPITAL OUTLAY                 | 20,000.00    | 20,000.00    | 0.00      | 0.00       | 20,000.00                  | 0.00 %     |
| <a href="#">05-534-12100</a>                    | STRUCTURE INSURANCE            | 2,750.00     | 2,750.00     | 0.00      | 0.00       | 2,750.00                   | 0.00 %     |
| <a href="#">05-534-12110</a>                    | LIABILITY INSURANCE            | 10,750.00    | 10,750.00    | 0.00      | 8,950.24   | 1,799.76                   | 83.26 %    |
| <a href="#">05-534-30115</a>                    | CREDIT CARD EXPENSE            | 31,500.00    | 31,500.00    | 6,386.78  | 30,335.88  | 1,164.12                   | 96.30 %    |
| <a href="#">05-534-30120</a>                    | ENGINEERING                    | 5,500.00     | 5,500.00     | 0.00      | 0.00       | 5,500.00                   | 0.00 %     |
| <a href="#">05-534-30250</a>                    | PROFESSIONAL SERVICES          | 500.00       | 500.00       | 1,375.00  | 7,745.00   | -7,245.00                  | 1,549.00 % |
| <a href="#">05-534-99100</a>                    | MISCELLANEOUS                  | 1,000.00     | 1,000.00     | 0.00      | 846.59     | 153.41                     | 84.66 %    |
| <a href="#">05-534-99115</a>                    | BAD DEBT EXPENSE               | 3,000.00     | 3,000.00     | 0.00      | -13.56     | 3,013.56                   | -0.45 %    |
| Expense Total:                                  |                                | 831,266.00   | 831,266.00   | 72,050.37 | 352,944.65 | 478,321.35                 | 42.46 %    |
| Department: 534 - SEWER ADMINISTRATION Total:   |                                | 831,266.00   | 831,266.00   | 72,050.37 | 352,944.65 | 478,321.35                 | 42.46 %    |
| Department: 535 - INFORMATION TECHNOLOG         |                                |              |              |           |            |                            |            |
| Expense                                         |                                |              |              |           |            |                            |            |
| <a href="#">05-535-01100</a>                    | ADMINISTRATION SALARY          | 31,507.00    | 31,507.00    | 0.00      | 2,451.32   | 29,055.68                  | 7.78 %     |
| <a href="#">05-535-02100</a>                    | FICA EXPENSE                   | 1,953.00     | 1,953.00     | 0.00      | 151.66     | 1,801.34                   | 7.77 %     |
| <a href="#">05-535-02105</a>                    | MEDICARE EXPENSE               | 457.00       | 457.00       | 0.00      | 35.47      | 421.53                     | 7.76 %     |
| <a href="#">05-535-02106</a>                    | HEALTH INSURANCE EXPENSE       | 3,597.00     | 3,597.00     | 0.00      | -0.01      | 3,597.01                   | 0.00 %     |
| <a href="#">05-535-02107</a>                    | TWC EXPENSE                    | 59.00        | 59.00        | 0.00      | 0.00       | 59.00                      | 0.00 %     |
| <a href="#">05-535-02150</a>                    | TMRS EXPENSE                   | 2,168.00     | 2,168.00     | 0.00      | 171.83     | 1,996.17                   | 7.93 %     |
| <a href="#">05-535-02160</a>                    | WORKER'S COM. INS. (TML)       | 67.00        | 67.00        | 0.00      | 5.31       | 61.69                      | 7.93 %     |
| <a href="#">05-535-02210</a>                    | LIFE & DENTAL INSURANCE EXPENS | 20.00        | 20.00        | 0.00      | 0.01       | 19.99                      | 0.05 %     |
| <a href="#">05-535-02220</a>                    | CONTRACT- IT SERVICES          | 0.00         | 0.00         | 800.00    | 2,400.00   | -2,400.00                  | 0.00 %     |
| <a href="#">05-535-14000</a>                    | HARDWARE                       | 12,750.00    | 12,750.00    | 0.00      | 2,250.97   | 10,499.03                  | 17.65 %    |



## Budget Report

For Fiscal: 2024-2025 Pe

Section H, Item # 1.

5

|                                                 |                                    | Original     | Current      | Period    | Fiscal     | Variance      |          |
|-------------------------------------------------|------------------------------------|--------------|--------------|-----------|------------|---------------|----------|
|                                                 |                                    | Total Budget | Total Budget | Activity  | Activity   | Favorable     | Percent  |
|                                                 |                                    |              |              |           |            | (Unfavorable) | Used     |
| <a href="#">05-535-14010</a>                    | SOFTWARE                           | 4,625.00     | 4,625.00     | 0.00      | 0.00       | 4,625.00      | 0.00 %   |
| <a href="#">05-535-14030</a>                    | NETWORK                            | 1,000.00     | 1,000.00     | 1,868.40  | 1,868.40   | -868.40       | 186.84 % |
| Expense Total:                                  |                                    | 58,203.00    | 58,203.00    | 2,668.40  | 9,334.96   | 48,868.04     | 16.04 %  |
| Department: 535 - INFORMATION TECHNOLOG Total:  |                                    | 58,203.00    | 58,203.00    | 2,668.40  | 9,334.96   | 48,868.04     | 16.04 %  |
| Department: 536 - SEWER SUPPLIES                |                                    |              |              |           |            |               |          |
| Expense                                         |                                    |              |              |           |            |               |          |
| <a href="#">05-536-04100</a>                    | CHEMICALS                          | 32,000.00    | 32,000.00    | 5,275.16  | 24,799.59  | 7,200.41      | 77.50 %  |
| <a href="#">05-536-04110</a>                    | SUPPLIES, TOOLS & EQUIPMENT        | 8,000.00     | 8,000.00     | 1,386.14  | 2,699.69   | 5,300.31      | 33.75 %  |
| <a href="#">05-536-04120</a>                    | UNIFORMS & CLOTHING                | 5,000.00     | 5,000.00     | 433.46    | 2,104.01   | 2,895.99      | 42.08 %  |
| <a href="#">05-536-04130</a>                    | SEWER CONNECTIONS                  | 1,500.00     | 1,500.00     | 0.00      | 1,019.26   | 480.74        | 67.95 %  |
| <a href="#">05-536-04150</a>                    | SEWER TESTING                      | 23,000.00    | 23,000.00    | 3,066.00  | 9,017.00   | 13,983.00     | 39.20 %  |
| <a href="#">05-536-06100</a>                    | ADVERTISING                        | 500.00       | 500.00       | 0.00      | 0.00       | 500.00        | 0.00 %   |
| <a href="#">05-536-07100</a>                    | FUEL FOR VEHICLES                  | 10,000.00    | 10,000.00    | 719.13    | 6,110.91   | 3,889.09      | 61.11 %  |
| <a href="#">05-536-07110</a>                    | DIESEL                             | 5,000.00     | 5,000.00     | 0.00      | 0.00       | 5,000.00      | 0.00 %   |
| Expense Total:                                  |                                    | 85,000.00    | 85,000.00    | 10,879.89 | 45,750.46  | 39,249.54     | 53.82 %  |
| Department: 536 - SEWER SUPPLIES Total:         |                                    | 85,000.00    | 85,000.00    | 10,879.89 | 45,750.46  | 39,249.54     | 53.82 %  |
| Department: 537 - MAINTENANCE OF SEWER S        |                                    |              |              |           |            |               |          |
| Expense                                         |                                    |              |              |           |            |               |          |
| <a href="#">05-537-11100</a>                    | SEWER PLANT MAINTENANCE            | 4,500.00     | 4,500.00     | 136.72    | 631.20     | 3,868.80      | 14.03 %  |
| <a href="#">05-537-11150</a>                    | LIFT STATION MAINTENANCE           | 4,000.00     | 4,000.00     | 111.93    | 16,233.85  | -12,233.85    | 405.85 % |
| Expense Total:                                  |                                    | 8,500.00     | 8,500.00     | 248.65    | 16,865.05  | -8,365.05     | 198.41 % |
| Department: 537 - MAINTENANCE OF SEWER S Total: |                                    | 8,500.00     | 8,500.00     | 248.65    | 16,865.05  | -8,365.05     | 198.41 % |
| Department: 538 - MAINTENANCE OF SEWER E        |                                    |              |              |           |            |               |          |
| Expense                                         |                                    |              |              |           |            |               |          |
| <a href="#">05-538-08100</a>                    | REPAIRS TO VEHICLES                | 6,000.00     | 6,000.00     | 3,177.25  | 4,512.75   | 1,487.25      | 75.21 %  |
| <a href="#">05-538-08110</a>                    | REPAIRS TO BACKHOE                 | 5,000.00     | 5,000.00     | 0.00      | 822.99     | 4,177.01      | 16.46 %  |
| <a href="#">05-538-11200</a>                    | SEWER PLANT EQUIPMENT              | 20,000.00    | 20,000.00    | 13,916.80 | 16,657.44  | 3,342.56      | 83.29 %  |
| <a href="#">05-538-11210</a>                    | SEWER LINE MAINTENANCE             | 28,211.00    | 28,211.00    | 16,230.00 | 47,098.14  | -18,887.14    | 166.95 % |
| <a href="#">05-538-11220</a>                    | SEWER CLEANING MACHINE REPAI...    | 2,000.00     | 2,000.00     | 31.67     | 31.67      | 1,968.33      | 1.58 %   |
| <a href="#">05-538-11230</a>                    | LIFT STATION EQUIP.                | 20,000.00    | 20,000.00    | 16,561.74 | 28,220.01  | -8,220.01     | 141.10 % |
| Expense Total:                                  |                                    | 81,211.00    | 81,211.00    | 49,917.46 | 97,343.00  | -16,132.00    | 119.86 % |
| Department: 538 - MAINTENANCE OF SEWER E Total: |                                    | 81,211.00    | 81,211.00    | 49,917.46 | 97,343.00  | -16,132.00    | 119.86 % |
| Department: 539 - SEWER MISC. EXPENSES          |                                    |              |              |           |            |               |          |
| Expense                                         |                                    |              |              |           |            |               |          |
| <a href="#">05-539-14100</a>                    | TECHNOLOGY MAINTENANCE AGRE...     | 18,905.00    | 18,905.00    | 2,958.50  | 7,785.19   | 11,119.81     | 41.18 %  |
| <a href="#">05-539-30110</a>                    | TEXAS WATER COMMISSION             | 9,000.00     | 9,000.00     | 0.00      | 8,684.22   | 315.78        | 96.49 %  |
| <a href="#">05-539-30170</a>                    | SLUDGE REMOVAL                     | 13,000.00    | 13,000.00    | 0.00      | 1,414.00   | 11,586.00     | 10.88 %  |
| <a href="#">05-539-99999</a>                    | DEP. EXPENSE SEWER                 | 530,000.00   | 530,000.00   | 0.00      | 0.00       | 530,000.00    | 0.00 %   |
| Expense Total:                                  |                                    | 570,905.00   | 570,905.00   | 2,958.50  | 17,883.41  | 553,021.59    | 3.13 %   |
| Department: 539 - SEWER MISC. EXPENSES Total:   |                                    | 570,905.00   | 570,905.00   | 2,958.50  | 17,883.41  | 553,021.59    | 3.13 %   |
| Department: 541 - SEWER BONDED INDEBTEDN        |                                    |              |              |           |            |               |          |
| Expense                                         |                                    |              |              |           |            |               |          |
| <a href="#">05-541-30200</a>                    | CAPITAL LEASE                      | 17,949.00    | 17,949.00    | 0.00      | 2,189.06   | 15,759.94     | 12.20 %  |
| Expense Total:                                  |                                    | 17,949.00    | 17,949.00    | 0.00      | 2,189.06   | 15,759.94     | 12.20 %  |
| Department: 541 - SEWER BONDED INDEBTEDN Total: |                                    | 17,949.00    | 17,949.00    | 0.00      | 2,189.06   | 15,759.94     | 12.20 %  |
| Department: 552 - TRANSFER OUT                  |                                    |              |              |           |            |               |          |
| Expense                                         |                                    |              |              |           |            |               |          |
| <a href="#">05-552-30130</a>                    | TRANSFER OUT - SERIES 2008 (USDA)  | 111,406.00   | 111,406.00   | 0.00      | 78,681.25  | 32,724.75     | 70.63 %  |
| <a href="#">05-552-30132</a>                    | TRANSFER OUT- SERIES 2009 (TWD...  | 190,000.00   | 190,000.00   | 0.00      | 190,000.00 | 0.00          | 100.00 % |
| <a href="#">05-552-30136</a>                    | TRANSFER OUT - SERIES 2015A (CW... | 100,690.00   | 100,690.00   | 0.00      | 100,690.00 | 0.00          | 100.00 % |
| <a href="#">05-552-30138</a>                    | TRANSFER OUT - SERIES 2015 (DWS... | 136,134.00   | 136,134.00   | 0.00      | 136,134.00 | 0.00          | 100.00 % |
| <a href="#">05-552-30140</a>                    | TRANSFER OUT - SERIES 2009         | 31,525.00    | 31,525.00    | 0.00      | 28,584.85  | 2,940.15      | 90.67 %  |
| <a href="#">05-552-30316</a>                    | TRANSFER OUT - AGENT FEES          | 3,800.00     | 3,800.00     | 0.00      | 3,550.00   | 250.00        | 93.42 %  |
| <a href="#">05-552-30319</a>                    | TRANSFER OUT - SERIES 2020 (DWS... | 119,828.00   | 119,828.00   | 0.00      | 104,914.00 | 14,914.00     | 87.55 %  |



[05-552-30320](#)

|                                            | Original<br>Total Budget | Current<br>Total Budget | Period<br>Activity | Fiscal<br>Activity | Variance<br>Favorable<br>(Unfavorable) | Percent<br>Used |
|--------------------------------------------|--------------------------|-------------------------|--------------------|--------------------|----------------------------------------|-----------------|
| TRANSFER OUT - SERIES 2020 (CWS...         | 46,787.00                | 46,787.00               | 0.00               | 40,893.50          | 5,893.50                               | 87.40 %         |
| Expense Total:                             | 740,170.00               | 740,170.00              | 0.00               | 683,447.60         | 56,722.40                              | 92.34 %         |
| Department: 552 - TRANSFER OUT Total:      | 740,170.00               | 740,170.00              | 0.00               | 683,447.60         | 56,722.40                              | 92.34 %         |
| Fund: 05 - UTILITY FUND Surplus (Deficit): | -960,002.00              | -960,002.00             | 86,857.50          | -166,699.97        | 793,302.03                             | 17.36 %         |
| Report Surplus (Deficit):                  | -960,002.00              | -960,002.00             | 86,857.50          | -166,699.97        | 793,302.03                             | 17.36 %         |



City of Los Fresnos, TX

Check Report

By Check Number

Date Range: 03/01/2025 - 03/28/2025

| Vendor Number                       | Vendor Name                           | Payment Date | Payment Type | Discount Amount | Payment Amount | Number     |
|-------------------------------------|---------------------------------------|--------------|--------------|-----------------|----------------|------------|
| <b>Bank Code: FVB9-CDC CHECKING</b> |                                       |              |              |                 |                |            |
| 01377                               | Burton McCumber & Longoria, LLP       | 03/05/2025   | Regular      | 0.00            | 1,965.00       | 3652       |
| 06945                               | DESIDERIO MARTINEZ                    | 03/05/2025   | Regular      | 0.00            | 1,600.00       | 3653       |
| 00305                               | LOS FRESNOS CHAMBER OF COMMERCE       | 03/05/2025   | Regular      | 0.00            | 1,500.00       | 3654       |
| 04775                               | LOS FRESNOS FALCONS LITTLE LEAGUE     | 03/05/2025   | Regular      | 0.00            | 10,000.00      | 3655       |
| 00915                               | PURCHASE POWER                        | 03/05/2025   | Regular      | 0.00            | 549.48         | 3656       |
| 00925                               | PEDERSON CONSTRUCTION CO              | 03/13/2025   | Regular      | 0.00            | 29,727.34      | 3657       |
| 06945                               | DESIDERIO MARTINEZ                    | 03/19/2025   | Regular      | 0.00            | 1,600.00       | 3658       |
| 00305                               | LOS FRESNOS CHAMBER OF COMMERCE       | 03/19/2025   | Regular      | 0.00            | 2,750.00       | 3659       |
| 00305                               | LOS FRESNOS CHAMBER OF COMMERCE       | 03/19/2025   | Regular      | 0.00            | -2,750.00      | 3659       |
| 01274                               | NewLane Finance Company               | 03/19/2025   | Regular      | 0.00            | 39.75          | 3660       |
| 01080                               | RIO GRANDE UNDERWRITERS               | 03/19/2025   | Regular      | 0.00            | 70.00          | 3661       |
| 08242                               | RIO GRANDE VALLEY CHAMBER OF COMMERCE | 03/19/2025   | Regular      | 0.00            | 1,000.00       | 3662       |
| 00305                               | LOS FRESNOS CHAMBER OF COMMERCE       | 03/20/2025   | Regular      | 0.00            | 1,250.00       | 3663       |
| 01592                               | STRIPE RIGHT                          | 03/26/2025   | Regular      | 0.00            | 25,000.00      | 3664       |
| 00001                               | CITY OF L.F. PAYROLL ACCT             | 03/14/2025   | Bank Draft   | 0.00            | 518.24         | DFT0001121 |

## Bank Code FVB9 Summary

| Payment Type   | Payable Count | Payment Count | Discount    | Payment          |
|----------------|---------------|---------------|-------------|------------------|
| Regular Checks | 15            | 13            | 0.00        | 77,051.57        |
| Manual Checks  | 0             | 0             | 0.00        | 0.00             |
| Voided Checks  | 0             | 1             | 0.00        | -2,750.00        |
| Bank Drafts    | 1             | 1             | 0.00        | 518.24           |
| EFT's          | 0             | 0             | 0.00        | 0.00             |
|                | <b>16</b>     | <b>15</b>     | <b>0.00</b> | <b>74,819.81</b> |



|                                                         |                                | Original<br>Total Budget | Current<br>Total Budget | Period<br>Activity | Fiscal<br>Activity | Variance<br>Favorable<br>(Unfavorable) | Percent<br>Used |
|---------------------------------------------------------|--------------------------------|--------------------------|-------------------------|--------------------|--------------------|----------------------------------------|-----------------|
| Fund: 09 - COMMUNITY DEVELOPMENT COR                    |                                |                          |                         |                    |                    |                                        |                 |
| Department: 452 - CDC DISBURSEMENTS                     |                                |                          |                         |                    |                    |                                        |                 |
| Revenue                                                 |                                |                          |                         |                    |                    |                                        |                 |
| <a href="#">09-452-1000</a>                             | INTEREST EARNED                | 14,400.00                | 14,400.00               | 1,186.49           | 6,460.74           | -7,939.26                              | 44.87 %         |
| <a href="#">09-452-1132</a>                             | SALES TAX                      | 670,800.00               | 670,800.00              | 77,136.27          | 281,798.34         | -389,001.66                            | 42.01 %         |
| Revenue Total:                                          |                                | 685,200.00               | 685,200.00              | 78,322.76          | 288,259.08         | -396,940.92                            | 42.07 %         |
| Department: 452 - CDC DISBURSEMENTS Total:              |                                | 685,200.00               | 685,200.00              | 78,322.76          | 288,259.08         | -396,940.92                            | 42.07 %         |
| Department: 575 - COMMUNITY DEVELOPMENT                 |                                |                          |                         |                    |                    |                                        |                 |
| Expense                                                 |                                |                          |                         |                    |                    |                                        |                 |
| <a href="#">09-575-01100</a>                            | SALARIES                       | 25,334.00                | 25,334.00               | 912.00             | 5,316.00           | 20,018.00                              | 20.98 %         |
| <a href="#">09-575-02100</a>                            | FICA EXPENSE                   | 1,571.00                 | 1,571.00                | 56.54              | 329.58             | 1,241.42                               | 20.98 %         |
| <a href="#">09-575-02105</a>                            | MEDICARE EXPENSE               | 367.00                   | 367.00                  | 13.22              | 77.07              | 289.93                                 | 21.00 %         |
| <a href="#">09-575-02107</a>                            | TWC EXPENSE                    | 117.00                   | 117.00                  | 0.91               | 5.31               | 111.69                                 | 4.54 %          |
| <a href="#">09-575-02160</a>                            | WORKER'S COMP                  | 51.00                    | 51.00                   | 1.98               | 11.52              | 39.48                                  | 22.59 %         |
| <a href="#">09-575-03110</a>                            | ATTORNEY                       | 500.00                   | 500.00                  | 0.00               | 0.00               | 500.00                                 | 0.00 %          |
| <a href="#">09-575-03115</a>                            | AUDITOR                        | 8,000.00                 | 8,000.00                | 1,965.00           | 7,923.25           | 76.75                                  | 99.04 %         |
| <a href="#">09-575-03120</a>                            | PROFESSIONAL SERVICES          | 41,600.00                | 41,600.00               | 3,200.00           | 17,600.00          | 24,000.00                              | 42.31 %         |
| <a href="#">09-575-03121</a>                            | BUSINESS RECRUIT AND DEVELOPME | 18,000.00                | 18,000.00               | 1,500.00           | 7,500.00           | 10,500.00                              | 41.67 %         |
| <a href="#">09-575-04100</a>                            | OFFICE SUPPLIES & PRINTING     | 5,500.00                 | 5,500.00                | 549.48             | 953.78             | 4,546.22                               | 17.34 %         |
| <a href="#">09-575-06100</a>                            | CITY PROMOTION                 | 54,500.00                | 54,500.00               | 10,000.00          | 37,500.00          | 17,000.00                              | 68.81 %         |
| <a href="#">09-575-06120</a>                            | ADVERTISING                    | 12,580.00                | 12,580.00               | 0.00               | 1,425.00           | 11,155.00                              | 11.33 %         |
| <a href="#">09-575-09100</a>                            | TRAVEL/SEMINARS                | 3,000.00                 | 3,000.00                | 0.00               | 414.63             | 2,585.37                               | 13.82 %         |
| <a href="#">09-575-10100</a>                            | DUES & MEMBERSHIPS             | 2,000.00                 | 2,000.00                | 61.92              | 7,226.09           | -5,226.09                              | 361.30 %        |
| <a href="#">09-575-11100</a>                            | PARK IMPROVEMENTS              | 0.00                     | 0.00                    | 2,142.30           | 2,142.30           | -2,142.30                              | 0.00 %          |
| <a href="#">09-575-11150</a>                            | SPECIAL PROJECTS               | 188,416.00               | 188,416.00              | 30,183.14          | 141,441.53         | 46,974.47                              | 75.07 %         |
| <a href="#">09-575-12100</a>                            | INSURANCE                      | 300.00                   | 300.00                  | 0.00               | 270.52             | 29.48                                  | 90.17 %         |
| <a href="#">09-575-13500</a>                            | CAPITAL OUTLAY                 | 101,800.00               | 101,800.00              | 0.00               | 0.00               | 101,800.00                             | 0.00 %          |
| <a href="#">09-575-30100</a>                            | BUSINESS INCENTIVE PROGRAM     | 40,000.00                | 40,000.00               | 0.00               | 2,807.07           | 37,192.93                              | 7.02 %          |
| <a href="#">09-575-30129</a>                            | GENERAL FUND ADMIN             | 15,000.00                | 15,000.00               | 0.00               | 0.00               | 15,000.00                              | 0.00 %          |
| <a href="#">09-575-30131</a>                            | TRANSFER DEBT SERVICE I&S      | 268,064.00               | 268,064.00              | 0.00               | 0.00               | 268,064.00                             | 0.00 %          |
| <a href="#">09-575-99100</a>                            | MISCELLANEOUS                  | 300.00                   | 300.00                  | 0.00               | 0.00               | 300.00                                 | 0.00 %          |
| Expense Total:                                          |                                | 787,000.00               | 787,000.00              | 50,586.49          | 232,943.65         | 554,056.35                             | 29.60 %         |
| Department: 575 - COMMUNITY DEVELOPMENT Total:          |                                | 787,000.00               | 787,000.00              | 50,586.49          | 232,943.65         | 554,056.35                             | 29.60 %         |
| Fund: 09 - COMMUNITY DEVELOPMENT COR Surplus (Deficit): |                                | -101,800.00              | -101,800.00             | 27,736.27          | 55,315.43          | 157,115.43                             | -54.34 %        |
| Report Surplus (Deficit):                               |                                | -101,800.00              | -101,800.00             | 27,736.27          | 55,315.43          | 157,115.43                             | -54.34 %        |

# Sales Tax Report

## FY 23-24

| Paid                          | 2c                     |                        |                      |                 | 1-1/2c (General Fund Portion) |                        |                      |                 | 1/2c (CDC Portion)   |                      |                     |                 |
|-------------------------------|------------------------|------------------------|----------------------|-----------------|-------------------------------|------------------------|----------------------|-----------------|----------------------|----------------------|---------------------|-----------------|
|                               | FY23-24                | FY22-23                | Inc(Dec)<br>(\$)     | Inc(Dec)<br>(%) | FY23-24                       | FY22-23                | Inc(Dec)<br>(\$)     | Inc(Dec)<br>(%) | FY23-24              | FY22-23              | Inc(Dec)<br>(\$)    | Inc(Dec)<br>(%) |
| October                       | 243,943.95             | 185,244.88             | 58,699.07            | 31.69%          | 182,957.96                    | 138,933.66             | 44,024.30            | 31.69%          | 60,985.99            | 46,311.22            | 14,674.77           | 31.69%          |
| November                      | 222,593.76             | 184,490.56             | 38,103.20            | 20.65%          | 166,945.32                    | 138,367.92             | 28,577.40            | 20.65%          | 55,648.44            | 46,122.64            | 9,525.80            | 20.65%          |
| December                      | 181,035.06             | 168,404.27             | 12,630.79            | 7.50%           | 135,776.30                    | 126,303.20             | 9,473.09             | 7.50%           | 45,258.77            | 42,101.07            | 3,157.70            | 7.50%           |
| January                       | 183,910.88             | 167,540.80             | 16,370.08            | 9.77%           | 137,933.16                    | 125,655.60             | 12,277.56            | 9.77%           | 45,977.72            | 41,885.20            | 4,092.52            | 9.77%           |
| February                      | 246,747.09             | 229,682.55             | 17,064.54            | 7.43%           | 185,060.32                    | 172,261.91             | 12,798.41            | 7.43%           | 61,686.77            | 57,420.64            | 4,266.14            | 7.43%           |
| March                         | 177,249.93             | 159,308.68             | 17,941.25            | 11.26%          | 132,937.45                    | 119,481.51             | 13,455.94            | 11.26%          | 44,312.48            | 39,827.17            | 4,485.31            | 11.26%          |
| April                         | 183,718.30             | 202,435.05             | (18,716.75)          | -9.25%          | 137,788.73                    | 151,826.29             | (14,037.56)          | -9.25%          | 45,929.58            | 50,608.76            | (4,679.19)          | -9.25%          |
| May                           | 252,041.13             | 249,102.32             | 2,938.81             | 1.18%           | 189,030.85                    | 186,826.74             | 2,204.11             | 1.18%           | 63,010.28            | 62,275.58            | 734.70              | 1.18%           |
| June                          | 203,263.59             | 158,463.23             | 44,800.36            | 28.27%          | 152,447.69                    | 118,847.42             | 33,600.27            | 28.27%          | 50,815.90            | 39,615.81            | 11,200.09           | 28.27%          |
| July                          | 193,451.68             | 187,822.61             | 5,629.07             | 3.00%           | 145,088.76                    | 140,866.96             | 4,221.80             | 3.00%           | 48,362.92            | 46,955.65            | 1,407.27            | 3.00%           |
| August                        | 234,275.31             | 298,745.71             | (64,470.40)          | -21.58%         | 175,706.48                    | 224,059.28             | (48,352.80)          | -21.58%         | 58,568.83            | 74,686.43            | (16,117.60)         | -21.58%         |
| September                     | 212,384.99             | 201,318.09             | 11,066.90            | 5.50%           | 159,288.74                    | 150,988.57             | 8,300.17             | 5.50%           | 53,096.25            | 50,329.52            | 2,766.73            | 5.50%           |
| <b>TOTAL SALES ACTIVITIES</b> | <b>\$ 2,534,615.67</b> | <b>\$ 2,392,558.75</b> | <b>\$ 142,056.92</b> | <b>5.94%</b>    | <b>\$ 1,900,961.75</b>        | <b>\$ 1,794,419.06</b> | <b>\$ 106,542.69</b> | <b>5.94%</b>    | <b>\$ 633,653.92</b> | <b>\$ 598,139.69</b> | <b>\$ 35,514.23</b> | <b>5.94%</b>    |

| Paid                          | 2c                     |                        |                     |                 | 1-1/2c (General Fund Portion) |                      |                     |                 | 1/2c (CDC Portion)   |                      |                     |                 |
|-------------------------------|------------------------|------------------------|---------------------|-----------------|-------------------------------|----------------------|---------------------|-----------------|----------------------|----------------------|---------------------|-----------------|
|                               | FY24-25                | FY23-24                | Inc(Dec)<br>(\$)    | Inc(Dec)<br>(%) | FY24-25                       | FY23-24              | Inc(Dec)<br>(\$)    | Inc(Dec)<br>(%) | FY24-25              | FY23-24              | Inc(Dec)<br>(\$)    | Inc(Dec)<br>(%) |
| October                       | 198,363.69             | 243,943.95             | (45,580.26)         | -18.68%         | 148,772.77                    | 182,957.96           | (34,185.20)         | -18.68%         | 49,590.92            | 60,985.99            | (11,395.07)         | -18.68%         |
| November                      | 222,636.36             | 222,593.76             | 42.60               | 0.02%           | 166,977.27                    | 166,945.32           | 31.95               | 0.02%           | 55,659.09            | 55,648.44            | 10.65               | 0.02%           |
| December                      | 205,582.15             | 181,035.06             | 24,547.09           | 13.56%          | 154,186.61                    | 135,776.30           | 18,410.32           | 13.56%          | 51,395.54            | 45,258.77            | 6,136.77            | 13.56%          |
| January                       | 192,066.09             | 183,910.88             | 8,155.21            | 4.43%           | 144,049.57                    | 137,933.16           | 6,116.41            | 4.43%           | 48,016.52            | 45,977.72            | 2,038.80            | 4.43%           |
| February                      | 308,545.07             | 246,747.09             | 61,797.98           | 25.05%          | 231,408.80                    | 185,060.32           | 46,348.48           | 25.05%          | 77,136.27            | 61,686.77            | 15,449.49           | 25.05%          |
| March                         | 191,400.39             | 177,249.93             | 14,150.46           | 7.98%           | 143,550.29                    | 132,937.45           | 10,612.85           | 7.98%           | 47,850.10            | 44,312.48            | 3,537.62            | 7.98%           |
| <b>TOTAL SALES ACTIVITIES</b> | <b>\$ 1,318,593.75</b> | <b>\$ 1,255,480.67</b> | <b>\$ 63,113.08</b> | <b>5.03%</b>    | <b>\$ 988,945.31</b>          | <b>\$ 941,610.50</b> | <b>\$ 47,334.81</b> | <b>5.03%</b>    | <b>\$ 329,648.44</b> | <b>\$ 313,870.17</b> | <b>\$ 15,778.27</b> | <b>5.03%</b>    |

\*\*\*\* Sales Tax Amount may be adjusted a the end of the year based on actuals sales activity amounts.

Section H, Item # 1.

## ACTION ITEM REPORT



**Item Title:** Public Works Report 1. Water and Wastewater Activity 2. Calls for Service 3. Building Permits 4. Recycling 5. Waste Water Treatment Plant Discharge Monitoring Report

**Recommendation:**

I recommend approval.



**March 2025**

**Water Treatment Plant activity:**

**Total Output: 19,947,000**

**Daily Average: 643,452**

**% of Capacity: 64.3%**

**Waste Water Treatment Plant activity:**

**Total Output: 28,706,000**

**Daily Average: 926,000**


**% of Capacity: 92.6%**





### Public Works Monthly Report for March 2025

| CALLS FOR SERVICE                       | MONTH TOTAL | YEAR TO DATE |
|-----------------------------------------|-------------|--------------|
| Service Connects/Disconnects            | 194         | 524          |
| Rereads/Meter Info                      | 66          | 290          |
| Water Taps                              | 13          | 35           |
| Sewer Taps                              | 1           | 6            |
| Change Meter                            | 2           | 18           |
| Service Check for Water Leak at Account | 7           | 37           |
| Repaired Leak                           | 4           | 14           |
| Call for Sewer Stoppage                 | 9           | 31           |
| City Sewer Lines Unstopped              | 6           | 24           |
| Code Enforcement/Other                  | 9           | 27           |
| Garbage Collection                      | 6           | 82           |
| Pothole Repairs                         | 30          | 175          |
| Street Sign Replacement/Repaired        | 1           | 2            |
| Asphalt Used (ton)                      | 1           | 8.45         |
| Gravel Used (ton)                       | 1           | 2            |
| Fire Hydrants Flushed and Oiled         | 9           | 27           |
| Fire Hydrants Repaired                  | 1           | 1            |
| Valves Repaired                         | 1           | 1            |
| Manholes Cleaned/Repaired               | 10          | 18           |

  
**Carlos Salazar, Director of Public Works**

PROJECTS: 0 -ZZZZZZZZZZ  
APPLIED DATES: 0/00/0000 THRU 99/99/9999  
ISSUED DATES: 3/01/2025 THRU 3/31/2025  
EXPIRE DATES: 0/00/0000 THRU 99/99/9999  
STATUS: ALL

## Section H, Item # 2.

| PROJECT | ISSUE DATE | NAME                         | LOCATION                | CONTRACTOR | DESCRIPTION                   | PROJ TYPE |
|---------|------------|------------------------------|-------------------------|------------|-------------------------------|-----------|
| 133568  | 3/03/2025  | COMMUNITY DEV. CORP. OF BRO  | 1980 BAJA CIRCLE        | OWNER      | RESIDENTIAL BUILDING          | NEW       |
| 133575  | 3/03/2025  | GOMEZ, BASILIO III           | 115 MAGNOLIA STREET     | 3 GENERATI | PLUMBING PERMIT               | ALT       |
| 133576  | 3/03/2025  | DELGADO, ROBERTO J           | 733 W OCEAN BLVD        | LF FRAME   | RESIDENTIAL BUILDING          | NEW       |
| 133577  | 3/04/2025  | PEREZ, DALHIA                | 33554 FM 2893           | OWNER      | WATER/SEWER TAPS              | TAPS      |
| 133578  | 3/04/2025  | MARIANO, MARIDEL D           | 406 W 9TH STREET        | DE LA GARZ | RESIDENTIAL BUILDING          | NEW       |
| 133579  | 3/14/2025  | JOY SIGNATURE HOMES INC      | 1032 EASTER LILLY DRIVE | JOSE RAMOS | RESIDENTIAL BUILDING          | NEW       |
| 133580  | 3/04/2025  | ARRGAL LLC                   | 514 ORIOLE DRIVE        | ARRGAL LLC | RESIDENTIAL BUILDING          | NEW       |
| 133581  | 3/05/2025  | COMMUNITY DEV. CORP. OF BRO  | 1892 CISCO DRIVE        | COMMUNITY  | RESIDENTIAL BUILDING          | NEW       |
| 133582  | 3/05/2025  | COMMUNITY DEV. CORP. OF BRO  | 1860 CISCO DRIVE        | COMMUNITY  | RESIDENTIAL BUILDING          | NEW       |
| 133583  | 3/05/2025  | COMMUNITY DEV. CORP. OF BRO  | 1858 CISCO DRIVE        | COMMUNITY  | RESIDENTIAL BUILDING          | NEW       |
| 133584  | 3/06/2025  | RG4 DEVELOPMENT LLC          | 111 POMELO BEND         | RSRV ELECT | ELECTRICAL PERMIT             | ALT       |
| 133585  | 3/06/2025  | VENDETTA EVENT CENTER        | 31250 STATE HWY 100 4D  | OWNER      | INTERIOR FINISHOUT COMMERCIAL | ALT       |
| 133586  | 3/06/2025  | DELGADO, ROBERTO J           | 733 W OCEAN BLVD        | LF FRAME   | RESIDENTIAL BUILDING          | NEW       |
| 133587  | 3/06/2025  | SANCHEZ, ANDRES              | 306 W 1ST STREET        | OWNER      | RESIDENTIAL REMODEL/ENCLOSURE | ALT       |
| 133588  | 3/06/2025  | ESCALANTE, REFUGIO           | 610 W 9TH STREET        | OWNER      | REROOF PERMIT                 | ALT       |
| 133589  | 3/06/2025  | PALETAS Y MAS                | 510 N ARROYO BLVD B     | OWNER      | COMMERCIAL ADDITION/REMODEL   | ALT       |
| 133590  | 3/07/2025  | FIRST ACCLAIM PROPERTIES INC | 33218 CACTUS RD         | OWNER      | WATER/SEWER TAPS              | TAPS      |
| 133591  | 3/10/2025  | UR HOME TEXAS LLC            | 514 EAGLE DRIVE         | UR HOMES T | RESIDENTIAL BUILDING          | NEW       |
| 133592  | 3/10/2025  | JOY SIGNATURE HOMES INC      | 109 MARIGOLD DRIVE      | JOSE RAMOS | RESIDENTIAL BUILDING          | NEW       |
| 133593  | 3/10/2025  | JOY SIGNATURE HOMES INC      | 107 MARIGOLD DRIVE      | JOSE RAMOS | RESIDENTIAL BUILDING          | NEW       |
| 133594  | 3/10/2025  | JOY SIGNATURE HOMES INC      | 105 MARIGOLD DRIVE      | JOSE RAMOS | RESIDENTIAL BUILDING          | NEW       |
| 133595  | 3/10/2025  | JOY SIGNATURE HOMES INC      | 103 MARIGOLD DRIVE      | JOSE RAMOS | RESIDENTIAL BUILDING          | NEW       |
| 133596  | 3/11/2025  | RODRIGUEZ, DAVID E           | 103 FINCH DRIVE         | REYES CUST | RESIDENTIAL REMODEL/ADDITION  | ALT       |
| 133597  | 3/12/2025  | ESCALANTE, REFUGIO           | 610 W 9TH STREET        | OWNER      | ACCESSORY BUILDING            | NEW       |



PROJECTS: 0 -ZZZZZZZZZZ  
APPLIED DATES: 0/00/0000 THRU 99/99/9999  
ISSUED DATES: 3/01/2025 THRU 3/31/2025  
EXPIRE DATES: 0/00/0000 THRU 99/99/9999  
STATUS: ALL

Section H, Item # 2.

| PROJECT        | ISSUE DATE | NAME                   | LOCATION               | CONTRACTOR | DESCRIPTION                 | PROJ TYPE        |
|----------------|------------|------------------------|------------------------|------------|-----------------------------|------------------|
| 133598         | 3/12/2025  | MEDRANO, ELIZABETH     | 822 DAFFODIL DRIVE     | OWNER      | REROOF PERMIT               | ALT              |
| 133599         | 3/13/2025  | GONZALEZ, PEDRO MANUEL | 811 DAFFODIL DRIVE     | OWNER      | RESIDENTIAL REMODEL/ADDITIO | ALT              |
| 133600         | 3/17/2025  | REAL STORAGE           | 696 E OCEAN BLVD       | ISW        | SIGN PERMIT                 | S                |
| 133601         | 3/17/2025  | VASQUEZ, JACQUELINE    | 720 N ARROYO BLVD #19  | JAD        | RESIDENTIAL BUILDING        | NEW              |
| 133602         | 3/17/2025  | VASQUEZ, JACQUELINE    | 720 N ARROYO BLVD #20  | JAD        | RESIDENTIAL BUILDING        | NEW              |
| 133603         | 3/25/2025  | VASQUEZ, JACQUELINE    | 720 N ARROYO BLVD #21  | JAD        | RESIDENTIAL BUILDING        | NEW              |
| 133604         | 3/17/2025  | BENDER, TODD G.        | 106 E RESACA DRIVE     | OWNER      | REROOF PERMIT               | ALT              |
| 133605         | 3/21/2025  | HERNANDEZ, MARIA D     | 1932 BAJA DRIVE        | DAWN TO DU | RESIDENTIAL ADDITION/SOLAR  | ALT              |
| 133606         | 3/24/2025  | BLUE LEAF TITLE CO.    | 208 N ARROYO BLVD A1   | OWNER      | COMMERCIAL- NEW OWNER/TENAN | ALT              |
| 133607         | 3/24/2025  | LOZANO, ALAN P         | 304 W 6TH STREET       | ANCHOR HOM | RESIDENTIAL BUILDING        | NEW              |
| 133608         | 3/25/2025  | VASQUEZ, JACQUELINE    | 720 N ARROYO BLVD #22  | JAD        | RESIDENTIAL BUILDING        | NEW              |
| 133609         | 3/25/2025  | VASQUEZ, JACQUELINE    | 720 N ARROYO BLVD #23  | JAD        | RESIDENTIAL BUILDING        | NEW              |
| 133610         | 3/25/2025  | SAUCEDA, FELIX         | 104 POMELO BEND        | VELES CONS | RESIDENTIAL BUILDING        | NEW              |
| 133611         | 3/25/2025  | KHAN, MUHAMMAD A       | 217 W OCEAN BLVD       | OWNER      | PLUMBING PERMIT             | ALT              |
| 133612         | 3/26/2025  | LOO, ESMERALDA         | 105 TALON DRIVE        | OWNER      | ACCESSORY BUILDING/PATIO CO | NEW              |
| 133613         | 3/27/2025  | SANDY'S BEAUTY STUDIO  | 741 W OCEAN BLVD STE12 | OWNER      | COMMERCIAL- NEW OWNER/TENAN | ALT              |
| 133614         | 3/28/2025  | BTS CABLE              | 116 S ARROYO BLVD      | OWNER      | ELECTRICAL PERMIT           | ALT              |
| *** TOTALS *** |            | NUMBER OF PROJECTS:    | 41                     | VALUATION: | 3,068,916.63                | FEEES: 40,148.01 |

PROJECTS: 0 -ZZZZZZZZZZ  
APPLIED DATES: 0/00/0000 THRU 99/99/9999  
ISSUED DATES: 3/01/2025 THRU 3/31/2025  
EXPIRE DATES: 0/00/0000 THRU 99/99/9999  
STATUS: ALL

Section H, Item # 2.

\*\*\* SEGMENT RECAP \*\*\*

| PROJECT SEGMENT - DESCRIPTION    | # OF SEGMENTS | VALUATION    | FEE       |
|----------------------------------|---------------|--------------|-----------|
| A - ACCESSORY BUILDING PERMIT    | 2             | 6,000.00     | 200.00    |
| B - BUILDING PERMIT              | 8             | 84,222.54    | 567.74    |
| COMM - COMM: NEW OWNER/TENANT    | 2             | 0.00         | 120.00    |
| COMM - INTERIOR FINISH OUT COMM  | 1             | 6,000.00     | 518.62    |
| E - ELECTRICAL PERMIT MM         | 27            | 500.00       | 6,606.00  |
| EDAP - EDAP AREA SEWER CONNECTIO | 2             | 0.00         | 875.00    |
| M - MECHANICAL PERMIT TIO        | 21            | 0.00         | 1,392.84  |
| N - BUILDING PERMIT TIO          | 21            | 2,964,394.09 | 23,807.81 |
| P - PLUMBING PERMIT TIO          | 24            | 0.00         | 5,960.00  |
| SIGN - SIGN PERMIT               | 1             | 7,800.00     | 100.00    |
| *** TOTALS ***                   | 109           | 3,068,916.63 | 40,148.01 |

PROJECTS: 0 -ZZZZZZZZZZ  
APPLIED DATES: 0/00/0000 THRU 99/99/9999  
ISSUED DATES: 3/01/2025 THRU 3/31/2025  
EXPIRE DATES: 0/00/0000 THRU 99/99/9999  
STATUS: ALL

Section H, Item # 2.

\*\*\* BUILDING CODE RECAP \*\*\*

| BUILDING CODE - DESCRIPTION  | # OF PROJECTS | # OF SEGMENTS | VALUATION    | FEES      |
|------------------------------|---------------|---------------|--------------|-----------|
| -----                        |               |               |              |           |
| *BLANK* - *BLANK*            | 39            | 85            | 3,068,916.63 | 34,188.01 |
| 101 - SINGLE FAMILY ATTACHED | 2             | 23            | 0.00         | 5,730.00  |
| 510 - COMMERCIAL SUITE       | 0             | 1             | 0.00         | 230.00    |
| *** TOTALS ***               | 41            | 109           | 3,068,916.63 | 40,148.01 |

# CITY OF LOS FRESNOS


## Recycling Program Total Number of Guest March 2025

| Date     | Tuesdays at<br>Memorial<br>Park<br>7 am - 11 am |
|----------|-------------------------------------------------|
| 03/04/25 | 33                                              |
| 03/11/25 | 20                                              |
| 03/18/25 | 24                                              |
| 03/25/25 | 33                                              |
| Totals   | 110                                             |

| Date     | Thursdays at<br>Wal-Mart<br>Parking<br>4 pm - 8 pm |
|----------|----------------------------------------------------|
| 03/06/25 | 30                                                 |
| 03/13/25 | 32                                                 |
| 03/20/25 | 34                                                 |
| 03/27/25 | 16                                                 |
| Totals   | 112                                                |

| Date     | Saturdays at<br>City Hall<br>9 am - 1 pm |
|----------|------------------------------------------|
| 03/01/25 | 29                                       |
| 03/08/25 | 30                                       |
| 03/15/25 | 32                                       |
| 03/22/25 | 34                                       |
| 03/29/25 | 35                                       |
| Totals   | 160                                      |

|                                         |     |
|-----------------------------------------|-----|
| Total attendance for the Month of March | 382 |
|-----------------------------------------|-----|



DMR Copy of Record

EPA may make all the information submitted through this form (including all attachments) available to the public without further notice to you. Do not use this online form to submit personal information (e.g., non-business cell phone number or non-business email address), confidential business information (CBI), or if you intend to assert a CBI claim on any of the submitted information. Pursuant to 40 CFR 2.203(a), EPA is providing you with notice that all CBI claims must be asserted at the time of submission. EPA cannot accommodate a late CBI claim to cover previously submitted information because efforts to protect the information are not administratively practicable since it may already be disclosed to the public. Although we do not foresee a need for persons to assert a claim of CBI based on the types of information requested in this form, if persons wish to assert a CBI claim we direct submitters to contact the [NPDES eReporting Help Desk](#) for further guidance. Please note that EPA may contact you after you submit this report for more information.

This collection of information is approved by OMB under the Paperwork Reduction Act, 44 U.S.C. 3501 et seq. (OMB Control No. 2040-0004). Responses to this collection of information are mandatory in accordance with this permit and EPA NPDES regulations 40 CFR 122.41(l)(4)(i). An agency may not conduct or sponsor, and a person is not required to respond to, a collection of information unless it displays a currently valid OMB control number. The public reporting and recordkeeping burden for this collection of information are estimated to average 2 hours per outfall. Send comments on the Agency's need for this information, the accuracy of the provided burden estimates and any suggested methods for minimizing respondent burden to the Regulatory Support Division Director, U.S. Environmental Protection Agency (2821 T), 1200 Pennsylvania Ave., NW, Washington, D.C. 20460. Include the OMB control number in any correspondence. Do not send the completed form to this address.

Permit

Permit #:  
Major:  
Permitted Feature:

TX0091243  
Yes  
001  
External Outfall

Permittee:  
Permittee Address:  
Discharge:

LOS FRESNOS, CITY OF  
520 E OCEAN BLVD  
LOS FRESNOS, TX 78566  
001-A  
DOMESTIC FACILITY - 001

Facility:  
Facility Location:

CITY OF LOS FRESNOS WWTP  
909 S NOGAL STREET  
LOS FRESNOS, TX 78566

Report Dates & Status

Monitoring Period:  
Considerations for Form Completion

From 02/01/25 to 02/28/25  
INTERIM PHASE EFFECTIVE UPON ISSUANCE AND LASTING THROUGH THE COMPLETION OF EXPANSION TO THE 2.0 MGD FACILITY.

Principal Executive Officer

First Name:  
Last Name:

CARLOS  
SALAZAR

Title:

Director of Public Works

No Data Indicator (NODI)

Form NODI:

--

| Code  | Parameter Name                           | Monitoring Location                | Season # | Param. NODI | Quantity or Loading |                  |             | Quality or Concentration |                 |             | # of Ex.       | Frequency of Analysis | Sample Type |         |                               |                                         |
|-------|------------------------------------------|------------------------------------|----------|-------------|---------------------|------------------|-------------|--------------------------|-----------------|-------------|----------------|-----------------------|-------------|---------|-------------------------------|-----------------------------------------|
|       |                                          |                                    |          |             | Qualifier 1         | Value 1          | Qualifier 2 | Value 2                  | Units           | Qualifier 1 | Value 1        | Qualifier 2           | Value 2     | Value 3 | Units                         | Value 3                                 |
| 00300 | Oxygen, dissolved [DO]                   | 1 - Effluent Gross                 | 0        | --          | Sample              |                  |             |                          |                 | =           | 8.3            |                       |             |         | 19 - mg/L                     | 02/07 - Twice Every Week GR - Grab      |
|       |                                          |                                    |          |             | Permit Req.         |                  |             |                          | >=              |             | 4.0 MO MIN     |                       |             |         | 19 - mg/L                     | 02/07 - Twice Every Week GR - Grab      |
|       |                                          |                                    |          |             | Value NODI          |                  |             |                          |                 |             |                |                       |             |         |                               |                                         |
| 00400 | pH                                       | 1 - Effluent Gross                 | 0        | --          | Sample              |                  |             |                          |                 | =           | 7.0            |                       |             |         | 12 - SU                       | 01/07 - Weekly GR - Grab                |
|       |                                          |                                    |          |             | Permit Req.         |                  |             |                          |                 | >=          | 6.0 MINIMUM    |                       |             |         | 12 - SU                       | 01/07 - Weekly GR - Grab                |
|       |                                          |                                    |          |             | Value NODI          |                  |             |                          |                 |             |                |                       |             |         |                               |                                         |
| 00530 | Solids, total suspended                  | 1 - Effluent Gross                 | 0        | --          | Sample              | =                | 15.74       |                          | 26 - lb/d       | =           | 2.63           |                       |             |         | 19 - mg/L                     | 02/07 - Twice Every Week CP - Composite |
|       |                                          |                                    |          |             | Permit Req. <=      | 125.0 DAILY AV   |             |                          | 26 - lb/d       | <=          | 15.0 DAILY AV  |                       |             |         | 19 - mg/L                     | 02/07 - Twice Every Week CP - Composite |
|       |                                          |                                    |          |             | Value NODI          |                  |             |                          |                 |             |                |                       |             |         |                               |                                         |
| 00610 | Nitrogen, ammonia total [as N]           | 1 - Effluent Gross                 | 0        | --          | Sample              | =                | 1.51        |                          | 26 - lb/d       | =           | 0.27           |                       |             |         | 19 - mg/L                     | 02/07 - Twice Every Week CP - Composite |
|       |                                          |                                    |          |             | Permit Req. <=      | 25.0 DAILY AV    |             |                          | 26 - lb/d       | <=          | 3.0 DAILY AV   |                       |             |         | 19 - mg/L                     | 02/07 - Twice Every Week CP - Composite |
|       |                                          |                                    |          |             | Value NODI          |                  |             |                          |                 |             |                |                       |             |         |                               |                                         |
| 50050 | Flow, in conduit or thru treatment plant | 1 - Effluent Gross                 | 0        | --          | Sample              | =                | 0.69        | 1.58                     | 03 - MGD        |             |                |                       |             |         |                               | 99/99 - Continuous TM - Totalizer       |
|       |                                          |                                    |          |             | Permit Req.         | Req Mon DAILY AV |             | Req Mon DAILY MX         | 03 - MGD        |             |                |                       |             |         |                               | 99/99 - Continuous TM - Totalizer       |
|       |                                          |                                    |          |             | Value NODI          |                  |             |                          |                 |             |                |                       |             |         |                               |                                         |
| 50050 | Flow, in conduit or thru treatment plant | P - See Comments                   | 0        | --          | Sample              |                  |             | =                        | 78 - gal/min    |             |                |                       |             |         |                               | 99/99 - Continuous TM - Totalizer       |
|       |                                          |                                    |          |             | Permit Req.         |                  |             | 600.0                    | 78 - gal/min    |             |                |                       |             |         |                               | 99/99 - Continuous TM - Totalizer       |
|       |                                          |                                    |          |             | Value NODI          |                  |             | <=                       | 2431.0 2HR PEAK |             |                |                       |             |         |                               |                                         |
| 50050 | Flow, in conduit or thru treatment plant | Y - Effluent Gross (Supplementary) | 0        | --          | Sample              | =                | 0.692       |                          | 03 - MGD        |             |                |                       |             |         |                               | 99/99 - Continuous TM - Totalizer       |
|       |                                          |                                    |          |             | Permit Req. <=      | 1.0 ANNL AVG     |             |                          | 03 - MGD        |             |                |                       |             |         |                               | 99/99 - Continuous TM - Totalizer       |
|       |                                          |                                    |          |             | Value NODI          |                  |             |                          |                 |             |                |                       |             |         |                               |                                         |
| 50060 | Chlorine, total residual                 | A - Disinfection, Process Complete | 0        | --          | Sample              |                  |             |                          |                 |             |                |                       |             |         | 19 - mg/L                     | 01/01 - Daily GR - Grab                 |
|       |                                          |                                    |          |             | Permit Req.         |                  |             |                          |                 |             |                |                       |             |         | 19 - mg/L                     | 01/01 - Daily GR - Grab                 |
|       |                                          |                                    |          |             | Value NODI          |                  |             |                          |                 |             |                |                       |             |         |                               |                                         |
| 50060 | Chlorine, total residual                 | B - Prior to Disinfection          | 0        | --          | Sample              |                  |             |                          |                 | =           | 1.3            |                       |             |         | 19 - mg/L                     | 01/01 - Daily GR - Grab                 |
|       |                                          |                                    |          |             | Permit Req.         |                  |             |                          |                 | >=          | 1.0 MO MIN     |                       |             |         | 19 - mg/L                     | 01/01 - Daily GR - Grab                 |
|       |                                          |                                    |          |             | Value NODI          |                  |             |                          |                 |             |                |                       |             |         |                               |                                         |
| 51040 | E. coli                                  | 1 - Effluent Gross                 | 0        | --          | Sample              |                  |             |                          |                 |             |                |                       |             |         | 3Z - CFU/100mL                | 02/30 - Twice Per Month GR - Grab       |
|       |                                          |                                    |          |             | Permit Req.         |                  |             |                          |                 | =           | 1.25           |                       |             |         | 399.0 DAILY MX 3Z - CFU/100mL | 02/30 - Twice Per Month GR - Grab       |
|       |                                          |                                    |          |             | Value NODI          |                  |             |                          |                 | <=          | 126.0 DAILY AV |                       |             |         |                               |                                         |

[illegible]

## ACTION ITEM REPORT



**Item Title:**

Police Department 1. Calls-By Type 2. Calls-By Date & Time  
3. Incidents-By Violation 4. Arrests-By Type 5. Accidents-By Streets  
& Intersection February 2025 1. Magistrates 2. Index Crimes by Zone

**Recommendation:**

I recommend approval.

# LOS FRESNOS POLICE DEPARTMENT

## Calls - By Type

03\01\2025  
thru 03\31\2025

| Type | Description                                                        | # Of Calls |
|------|--------------------------------------------------------------------|------------|
| 178  | ABANDONED VEHICLES - ORDINANCE 454                                 | 4          |
| 86   | ACCIDENT - MOTOR VEHICLE                                           | 43         |
| 5    | ALARM BUSINESS                                                     | 10         |
| 7    | ANIMAL BITE                                                        | 2          |
| 167  | ANIMAL CONTROL - ORDINANCE 410 OR 410-1                            | 68         |
| 11   | ASSAULT                                                            | 4          |
| 10   | ASSIST OTHER AGENCY                                                | 13         |
| 19   | BURGLARY                                                           | 3          |
| 25   | CITIZEN CONTACT                                                    | 2          |
| 26   | CIVIL MATTER                                                       | 9          |
| 185  | CIVIL STAND BY                                                     | 2          |
| 60   | CREDIT CARD FRAUD                                                  | 2          |
| 34   | DAMAGED PROPERTY                                                   | 10         |
| 182  | DEBRIS ON THE ROADWAY                                              | 10         |
| 44   | DISTRUBANCE                                                        | 17         |
| 169  | EMS & NON-EMERGENCY MEDICAL TRANSPORT TO RESIDENTS - ORDINANCE 412 | 3          |
| 50   | EMS CALL                                                           | 195        |
| 57   | FIRE ALARM                                                         | 13         |
| 152  | FIREWORK/FIREARMS - ORDINANCE 257                                  | 4          |
| 59   | FOUND-RECOVERED PROPERTY                                           | 7          |
| 170  | GARAGE SALES - ORDINANCE 416                                       | 3          |
| 63   | GAS LEAK                                                           | 2          |
| 65   | GRAFITTI                                                           | 1          |
| 66   | GRASS FIRE                                                         | 20         |
| 67   | HARASSMENT                                                         | 1          |
| 107  | HEALTH PERMIT                                                      | 14         |
| 87   | HIT AND RUN                                                        | 1          |
| 72   | IDENTITY THEFT                                                     | 1          |
| 135  | ILLEGAL DUMPING                                                    | 4          |
| 74   | INFORMATION                                                        | 47         |
| 153  | LIVESTOCK AND FOWL - ORDINANCE 265                                 | 1          |
| 186  | LOOK OUT                                                           | 51         |
| 80   | LOOSE LIVESTOCK                                                    | 1          |
| 82   | LOST PROPERTY (CELL PHONE, PURSE, ETC)                             | 7          |
| 173  | LOUD NOISE - ORDINANCE 420                                         | 6          |
| 147  | MAINTENANCE OF SIGNS - ORDINANCE 235-BB                            | 4          |
| 85   | MISSING JUVENILE                                                   | 1          |
| 106  | NOISE DISTURBANCE                                                  | 5          |
| 92   | OPEN DOOR/OPEN WINDOW                                              | 1          |
| 93   | PARKING REGULATIONS                                                | 8          |
| 180  | PATROL BY                                                          | 3          |
| 183  | RUNAWAY                                                            | 3          |
| 117  | SEXUAL ASSAULT                                                     | 1          |
| 175  | SOLID WASTE RECEPTACLES - ORDINANCE 426                            | 20         |
| 136  | STALLED VEHICLE                                                    | 8          |
| 56   | STRUCTURE FIRE                                                     | 7          |
| 120  | SUSPICIOUS NOISES                                                  | 2          |
| 119  | SUSPISIOUS PERSON/VEHICLES                                         | 39         |
| 123  | THEFT                                                              | 16         |
| 125  | TRAFFIC STOP                                                       | 1,292      |



| Type  | Description                            | # Of Calls |
|-------|----------------------------------------|------------|
| 126   | TRANSFORMER ON FIRE                    | 1          |
| 184   | UNWANTED SUBJECT                       | 2          |
| 128   | VERBAL DISTURBANCE                     | 3          |
| 132   | WAVE DOWN                              | 2          |
| 142   | WEEDS OR RUBBISH LOT - ORDINANCE 123-A | 17         |
| 133   | WELFARE CONCERN                        | 41         |
| Total |                                        | 2,057      |

# LOS FRESNOS POLICE DEPARTMENT

Section H, Item # 3.

## Calls - By Date & Time

03\01\2025  
thru 03\31\2025

| Date       | 00  | 01 | 02 | 03 | 04 | 05 | 06 | 07 | 08 | 09  | 10 | 11  | 12  | 13 | 14 | 15  | 16  | 17  | 18  | 19 | 20 | 21 | 22 | 23 | Total |
|------------|-----|----|----|----|----|----|----|----|----|-----|----|-----|-----|----|----|-----|-----|-----|-----|----|----|----|----|----|-------|
| 03/01/2025 | 5   | 5  | 5  | 1  | 0  | 0  | 2  | 1  | 5  | 1   | 1  | 3   | 6   | 2  | 3  | 3   | 3   | 0   | 2   | 0  | 0  | 1  | 0  | 8  | 57    |
| 03/02/2025 | 6   | 0  | 2  | 0  | 3  | 0  | 0  | 0  | 6  | 16  | 9  | 11  | 6   | 3  | 3  | 6   | 7   | 1   | 4   | 8  | 2  | 2  | 0  | 7  | 102   |
| 03/03/2025 | 6   | 5  | 0  | 0  | 1  | 0  | 0  | 5  | 4  | 7   | 7  | 3   | 4   | 4  | 0  | 4   | 3   | 3   | 1   | 4  | 0  | 3  | 2  | 2  | 68    |
| 03/04/2025 | 2   | 0  | 1  | 2  | 0  | 0  | 0  | 5  | 6  | 5   | 2  | 5   | 1   | 0  | 3  | 6   | 4   | 5   | 5   | 5  | 2  | 2  | 1  | 2  | 64    |
| 03/05/2025 | 5   | 4  | 0  | 2  | 3  | 0  | 0  | 5  | 3  | 4   | 0  | 4   | 4   | 2  | 2  | 8   | 6   | 1   | 5   | 1  | 1  | 2  | 1  | 3  | 66    |
| 03/06/2025 | 4   | 2  | 0  | 0  | 2  | 7  | 1  | 2  | 2  | 3   | 2  | 5   | 3   | 4  | 2  | 6   | 5   | 2   | 1   | 0  | 2  | 0  | 1  | 4  | 60    |
| 03/07/2025 | 5   | 2  | 2  | 4  | 1  | 2  | 3  | 5  | 0  | 3   | 4  | 3   | 3   | 2  | 1  | 2   | 4   | 6   | 9   | 3  | 3  | 1  | 0  | 5  | 73    |
| 03/08/2025 | 8   | 3  | 2  | 1  | 2  | 3  | 4  | 1  | 3  | 0   | 2  | 9   | 8   | 3  | 3  | 5   | 9   | 4   | 7   | 3  | 4  | 2  | 2  | 4  | 92    |
| 03/09/2025 | 6   | 2  | 0  | 3  | 0  | 3  | 0  | 1  | 1  | 0   | 0  | 5   | 4   | 7  | 1  | 4   | 3   | 7   | 5   | 4  | 5  | 1  | 1  | 4  | 67    |
| 03/10/2025 | 6   | 2  | 0  | 0  | 0  | 2  | 2  | 2  | 5  | 3   | 1  | 3   | 3   | 2  | 3  | 3   | 4   | 3   | 3   | 2  | 4  | 1  | 2  | 2  | 58    |
| 03/11/2025 | 6   | 6  | 0  | 0  | 1  | 0  | 1  | 1  | 3  | 2   | 3  | 4   | 4   | 2  | 2  | 5   | 2   | 6   | 4   | 0  | 1  | 2  | 1  | 1  | 57    |
| 03/12/2025 | 5   | 1  | 0  | 0  | 2  | 1  | 0  | 0  | 2  | 7   | 1  | 1   | 2   | 9  | 1  | 2   | 9   | 8   | 7   | 1  | 0  | 0  | 1  | 3  | 63    |
| 03/13/2025 | 6   | 2  | 4  | 1  | 0  | 0  | 0  | 0  | 7  | 3   | 2  | 1   | 2   | 0  | 2  | 3   | 6   | 1   | 2   | 4  | 2  | 0  | 2  | 3  | 53    |
| 03/14/2025 | 2   | 5  | 2  | 2  | 0  | 2  | 3  | 1  | 6  | 6   | 6  | 6   | 6   | 4  | 4  | 6   | 8   | 16  | 5   | 3  | 8  | 7  | 8  | 0  | 116   |
| 03/15/2025 | 4   | 5  | 4  | 3  | 1  | 2  | 1  | 1  | 4  | 5   | 6  | 1   | 4   | 6  | 7  | 18  | 11  | 4   | 8   | 6  | 7  | 8  | 4  | 3  | 123   |
| 03/16/2025 | 3   | 4  | 1  | 3  | 1  | 0  | 1  | 2  | 2  | 3   | 5  | 3   | 7   | 11 | 9  | 6   | 7   | 4   | 0   | 2  | 1  | 3  | 4  | 3  | 85    |
| 03/17/2025 | 5   | 1  | 0  | 0  | 0  | 0  | 0  | 1  | 1  | 4   | 0  | 6   | 10  | 1  | 2  | 2   | 1   | 7   | 2   | 3  | 2  | 0  | 4  | 2  | 54    |
| 03/18/2025 | 1   | 0  | 1  | 0  | 1  | 0  | 1  | 4  | 2  | 3   | 1  | 4   | 2   | 2  | 4  | 4   | 8   | 7   | 3   | 2  | 2  | 3  | 1  | 2  | 58    |
| 03/19/2025 | 5   | 6  | 1  | 1  | 1  | 1  | 0  | 4  | 3  | 8   | 7  | 2   | 1   | 3  | 2  | 2   | 1   | 1   | 3   | 2  | 1  | 0  | 4  | 1  | 60    |
| 03/20/2025 | 1   | 5  | 3  | 1  | 1  | 2  | 0  | 2  | 2  | 4   | 4  | 2   | 3   | 1  | 3  | 7   | 5   | 2   | 4   | 1  | 3  | 1  | 1  | 2  | 60    |
| 03/21/2025 | 0   | 1  | 3  | 2  | 1  | 1  | 1  | 1  | 5  | 4   | 5  | 3   | 2   | 7  | 2  | 7   | 6   | 4   | 5   | 4  | 5  | 6  | 8  | 5  | 88    |
| 03/22/2025 | 7   | 1  | 4  | 6  | 5  | 4  | 0  | 1  | 2  | 3   | 1  | 7   | 6   | 5  | 9  | 7   | 7   | 7   | 4   | 4  | 5  | 4  | 0  | 6  | 105   |
| 03/23/2025 | 5   | 8  | 9  | 6  | 2  | 0  | 0  | 0  | 1  | 0   | 1  | 1   | 2   | 0  | 0  | 1   | 2   | 2   | 2   | 2  | 2  | 4  | 1  | 1  | 52    |
| 03/24/2025 | 1   | 0  | 0  | 1  | 0  | 2  | 2  | 2  | 2  | 2   | 3  | 2   | 3   | 2  | 1  | 4   | 4   | 1   | 2   | 1  | 0  | 2  | 3  | 3  | 43    |
| 03/25/2025 | 2   | 1  | 1  | 2  | 1  | 2  | 2  | 6  | 1  | 3   | 4  | 5   | 4   | 4  | 1  | 5   | 6   | 4   | 0   | 2  | 4  | 0  | 1  | 2  | 63    |
| 03/26/2025 | 1   | 3  | 0  | 3  | 4  | 1  | 0  | 1  | 3  | 7   | 1  | 8   | 2   | 0  | 1  | 1   | 2   | 2   | 3   | 0  | 4  | 1  | 0  | 1  | 49    |
| 03/27/2025 | 2   | 1  | 0  | 0  | 0  | 1  | 2  | 2  | 1  | 4   | 2  | 2   | 2   | 1  | 4  | 4   | 1   | 3   | 4   | 1  | 1  | 4  | 1  | 1  | 44    |
| 03/28/2025 | 1   | 0  | 2  | 1  | 0  | 0  | 0  | 5  | 2  | 2   | 2  | 0   | 1   | 1  | 1  | 2   | 2   | 3   | 1   | 2  | 1  | 1  | 0  | 2  | 32    |
| 03/29/2025 | 5   | 6  | 5  | 3  | 2  | 0  | 2  | 0  | 1  | 0   | 2  | 4   | 5   | 1  | 1  | 3   | 1   | 3   | 4   | 5  | 4  | 1  | 1  | 3  | 62    |
| 03/30/2025 | 2   | 4  | 0  | 0  | 1  | 0  | 0  | 0  | 2  | 3   | 1  | 3   | 2   | 3  | 0  | 2   | 0   | 0   | 2   | 5  | 1  | 0  | 0  | 1  | 32    |
| 03/31/2025 | 3   | 1  | 0  | 1  | 0  | 0  | 0  | 0  | 5  | 5   | 5  | 3   | 2   | 5  | 1  | 7   | 5   | 3   | 1   | 0  | 1  | 2  | 0  | 1  | 51    |
| Total      | 120 | 86 | 52 | 49 | 36 | 36 | 28 | 61 | 92 | 120 | 90 | 119 | 114 | 97 | 78 | 145 | 142 | 120 | 108 | 80 | 78 | 64 | 55 | 87 | 2057  |

# LOS FRESNOS POLICE DEPARTMENT

Section H, Item # 3.

## Incidents - By Violation

03\01\2025  
thru 03\31\2025

| Violation                                                                       | Incidents |
|---------------------------------------------------------------------------------|-----------|
| ACCIDENT INVOLVING DAMAGE TO VEHICLE>=\$200                                     | 3         |
| ASSAULT                                                                         | 2         |
| ASSAULT CAUSES BODILY INJ 13a                                                   | 3         |
| ASSAULT CAUSES BODILY INJURY FAMILY VIOLENCE 13a                                | 2         |
| ASSAULT FAM/HOUSE MEM IMPEDE BREATH/CIRCULAT 13a                                | 1         |
| BACKED UPON SHOULDER(OR ROADWAY) OF CONTROLLED ACCESS HIGHWAY / ILLEGAL BACKING | 2         |
| BURGLARY OF HABITATION                                                          | 1         |
| CHANGED LANE WHEN UNSAFE                                                        | 1         |
| CITY ORD VIOLATION                                                              | 2         |
| CONSUMPTION OF ALCOHOL BY MINOR                                                 | 2         |
| CRIMINAL MISCHIEF >=\$50<\$500                                                  | 2         |
| DEFECTIVE EQUIPMENT                                                             | 3         |
| DISPLAY FICTITIOUS LICENSE PLATE                                                | 1         |
| DISREGARDED SIGNAL AT RR CROSSING                                               | 1         |
| DOG AT LARGE                                                                    | 1         |
| DRIVING WHILE INTOXICATED                                                       | 7         |
| DRIVING WHILE INTOXICATED 2ND                                                   | 3         |
| DRIVING WHILE INTOXICATED BAC >= 0.15                                           | 1         |
| DRIVING WHILE INTOXICATED/OPEN ALCH CONTAINER                                   | 1         |
| DRIVING WHILE LICENSE SUSPENDED UNDER PROVISIONS OF DL LAWS                     | 1         |
| DROVE WITHOUT LIGHTS (WHEN REQUIRED)                                            | 2         |
| DUTIES UPON STRIKING A FIXED OBJECT                                             | 1         |
| DUTY ON STRIKING FIXTURE/HWY LANDSCAPE>=\$200                                   | 1         |
| DUTY ON STRIKING UNATTENDED VEHICLE                                             | 2         |
| EVADING ARREST DET W/VEH                                                        | 1         |
| EXECUTION OF CAPIAS OR ARREST WARRANT                                           | 26        |
| EXPIRED OPERATORS LICENSE                                                       | 1         |
| EXPIRED REGISTRATION                                                            | 4         |
| FAIL TO CONTROL SPEED                                                           | 3         |
| FAIL TO IDENTIFY FUGITIVE INTENT GIVE FALSE INFO                                | 1         |
| FAIL TO MAINTAIN FINANCIAL RESP. 2ND OFFENSE                                    | 1         |
| FAIL TO MAINTAIN FINANCIAL RESPONSIBILITY                                       | 18        |
| FAILED TO DIM HEADLIGHTS - MEETING                                              | 1         |
| FAILED TO DRIVE IN A SINGLE LANE                                                | 2         |
| FAILED TO YIELD RIGHT OF WAY                                                    | 3         |
| FAILED TO YIELD ROW (PRIVATE DRIVE/ALLEY ,BUILDING)                             | 2         |
| FAILURE TO IDENTIFY                                                             | 1         |
| FRAUD DESTROY REMOVAL CONCEALMENT WRITING                                       | 1         |
| HARASSMENT                                                                      | 1         |
| HOLD FOR INVESTIGATION                                                          | 2         |
| IDENTITY THEFT BY ELECTRONIC DEVICE                                             | 1         |
| IMPROPER TURN                                                                   | 1         |
| INDECENCY W/CHILD SEXUAL CONTACT 11a                                            | 1         |
| MINOR IN POSSESSION OF ALCOHOL                                                  | 7         |
| NO DRIVER'S LICENSE                                                             | 20        |
| NO DRIVER'S LICENSE (2ND OFFENSE)                                               | 1         |
| NO DRIVER'S LICENSE (3RD OFFENSE)                                               | 1         |
| NO LICENSE PLATE LIGHT                                                          | 4         |
| NO MOTOR CYCLE ENDORSEMENT                                                      | 1         |

| Violation                                           | Incidents |
|-----------------------------------------------------|-----------|
| OPEN CONTAINER                                      | 12        |
| POSS CS PG 1 <1G                                    | 2         |
| POSS CS PG 1 >=1G<4G                                | 1         |
| POSS CS PG 1 >=4G<200G                              | 1         |
| POSS CS PG 2 >= 1G<4G                               | 2         |
| POSS CS PG 2 >= 4G<400G                             | 14        |
| POSS DEL DRUG PARAPHERNALIA                         | 1         |
| POSS MARIJ <2OZ                                     | 4         |
| POSSESSION OF DRUG PARAPHERNALIA                    | 34        |
| PUBLIC INTOXICATION                                 | 11        |
| PURCHASE FURNISH ALCOHOL TO A MINOR                 | 1         |
| RAN RED LIGHT                                       | 1         |
| RECKLESS DRIVING - CLASS B                          | 1         |
| RESIST ARREST SEARCH OR TRANSPORT                   | 2         |
| SALE OF TOBACCO PRODUCTS TO A MINOR                 | 2         |
| SPEEDING                                            | 5         |
| SPEEDING 10 to 14 over                              | 4         |
| SPEEDING 15 to 19 over                              | 2         |
| SPEEDING > 10% ABOVE POSTED LIMIT MPH in a MPH zone | 5         |
| SPEEDING IN A SCHOOL ZONE MPH in a MPH zone         | 1         |
| TAMPER/FABRICATE PHYSICAL EVIDENCE                  | 2         |
| THEFT                                               | 11        |
| THEFT PROP>=\$50<\$500 23a                          | 2         |
| THEFT PROP>=\$500<\$1,500 23a                       | 1         |
| TURNED WHEN UNSAFE                                  | 1         |
| UNL CARRYING WEAPON                                 | 1         |
| UNSAFE START                                        | 1         |
| USE EQUIPMENT NOT APPROVED/WINDOW TINT              | 2         |
| VIOLATE DL RESTRICTION                              | 1         |
| Total Violations                                    | 279       |
| Total Incidents                                     | 156       |

# LOS FRESNOS POLICE DEPARTMENT

Section H, Item # 3.

## Arrests - By Type

03\01\2025  
thru 03\31\2025

| Arrest Type           | Arrests | Male | Female | White | Black | Indian | Asian | Unknown |
|-----------------------|---------|------|--------|-------|-------|--------|-------|---------|
| HOLD FOR OTHER AGENCY | 3       | 3    | 0      | 3     | 0     | 0      | 0     | 0       |
| ON VIEW               | 11      | 7    | 4      | 9     | 2     | 0      | 0     | 0       |
| RUNAWAY               | 3       | 2    | 1      | 3     | 0     | 0      | 0     | 0       |
| TAKEN INTO CUSTODY    | 50      | 34   | 16     | 47    | 0     | 0      | 0     | 3       |
| WARRANT               | 18      | 8    | 10     | 18    | 0     | 0      | 0     | 0       |
| Total                 | 85      | 54   | 31     | 80    | 2     | 0      | 0     | 3       |

**ACCIDENTS BY STREET & INTERSECTION  
MARCH 1- MARCH 31, 2025**

| <b>Street &amp; Intersection</b> | <b>Accidents</b> | <b>Fatalities</b> | <b>Vehicles</b> | <b>Injured</b> |
|----------------------------------|------------------|-------------------|-----------------|----------------|
| 33,000 BLK. F.M. 803             | 4                | 0                 | 9               | 0              |
| 600 SOUTH ARROYO BLVD.           | 1                | 0                 | 2               | 0              |
| 315 VALLE ALTO                   | 1                | 0                 | 2               | 0              |
| 900 NORTH ARROYOBLVD.            | 1                | 0                 | 2               | 0              |
| 32,500 BLK. WEST TX. HWY. 100    | 1                | 0                 | 2               | 1              |
| 33,000 BLK. F.M. 1575            | 1                | 0                 | 2               | 0              |
| 1004 WEST OCEAN BLVD. P/LOT      | 3                | 0                 | 6               | 0              |
| 207 EAST OCEAN BLVD.             | 1                | 0                 | 2               | 0              |
| 100 BLK.EAST OCEAN BLVD.         | 2                | 0                 | 4               | 0              |
| 1002 WEST OCEAN BLVD. P/LOT ST   | 2                | 0                 | 3               | 0              |
| 32,000, BLK. WEST TX. HWY 100    | 1                | 0                 | 2               | 2              |
| 1848 CISCO DR.                   | 1                | 0                 | 2               | 0              |
| 31,000 BLK. WEST TX. HWY 100     | 1                | 0                 | 2               | 0              |
| 806 DAFFADIL                     | 1                | 0                 | 2               | 0              |
| 32,623 WEST TX. HWY 100 P/LOT    | 1                | 0                 | 2               | 0              |
| 907 NORTH ARROYO BLVD.           | 1                | 0                 | 2               | 0              |
| WEST OCEAN BLVD. & BRAZIL ST.    | 1                | 0                 | 2               | 2              |
| 30,000 BLK. WEST TX. HWY 100     | 1                | 0                 | 2               | 0              |
| TX.HWY 100 & F.M. 1847           | 1                | 0                 | 2               | 0              |
| 100 STADIUM DR.                  | 1                | 0                 | 2               | 0              |
| 101 EAST OCEAN BLVD.             | 1                | 0                 | 2               | 0              |
| <b>TOTAL</b>                     | <b>28</b>        | <b>0</b>          | <b>56</b>       | <b>5</b>       |

LOS FRESNOS POLICE DEPARTMENT  
MAGISTRATION REPORT  
Feb-25

| JUDGE          | MAGISTRATIONS | CLASS A & B | FELONIES |
|----------------|---------------|-------------|----------|
| Gene Daniels   | 23            | 10          | 13       |
| Luis Hernandez | 0             | 0           | 0        |
| Robert Lerma   | 0             | 0           | 0        |
|                |               |             |          |
|                |               |             |          |
| Total          | 23            | 10          | 13       |

## 2025 INDEX CRIME BY ZONES

| MONTH        | CRIME         | ZONE A | ZONE B | ZONE C | ZONE D | ZONE E | ZONE F | TOTAL |
|--------------|---------------|--------|--------|--------|--------|--------|--------|-------|
| January      | Burglary      | 0      | 0      | 0      | 0      | 0      | 0      | 0     |
|              | Theft         | 1      | 0      | 4      | 3      | 1      | 0      | 9     |
|              | Vehicle Theft | 1      | 0      | 0      | 0      | 0      | 0      | 1     |
|              | Assault       | 1      | 0      | 2      | 0      | 0      | 0      | 3     |
|              | Murder        | 0      | 0      | 0      | 0      | 0      | 0      | 0     |
|              | Rape          | 0      | 0      | 0      | 0      | 0      | 0      | 0     |
|              | Robbery       | 1      | 0      | 0      | 0      | 0      | 0      | 1     |
|              | Total         | 4      | 0      | 6      | 3      | 1      | 0      | 14    |
| February     | Burglary      | 0      | 0      | 0      | 0      | 0      | 0      | 0     |
|              | Theft         | 1      | 0      | 3      | 0      | 3      | 1      | 8     |
|              | Vehicle Theft | 0      | 0      | 0      | 0      | 0      | 0      | 0     |
|              | Assault       | 0      | 0      | 2      | 0      | 1      | 0      | 3     |
|              | Murder        | 0      | 0      | 0      | 0      | 0      | 0      | 0     |
|              | Rape          | 0      | 0      | 0      | 0      | 0      | 0      | 0     |
|              | Robbery       | 0      | 0      | 0      | 0      | 0      | 0      | 0     |
|              | Total         | 1      | 0      | 5      | 0      | 4      | 1      | 11    |
| March        | Burglary      |        |        |        |        |        |        | 0     |
|              | Theft         |        |        |        |        |        |        | 0     |
|              | Vehicle Theft |        |        |        |        |        |        | 0     |
|              | Assault       |        |        |        |        |        |        | 0     |
|              | Murder        |        |        |        |        |        |        | 0     |
|              | Rape          |        |        |        |        |        |        | 0     |
|              | Robbery       |        |        |        |        |        |        | 0     |
|              | Total         | 0      | 0      | 0      | 0      | 0      | 0      | 0     |
| April        | Burglary      |        |        |        |        |        |        | 0     |
|              | Theft         |        |        |        |        |        |        | 0     |
|              | Vehicle Theft |        |        |        |        |        |        | 0     |
|              | Assault       |        |        |        |        |        |        | 0     |
|              | Murder        |        |        |        |        |        |        | 0     |
|              | Rape          |        |        |        |        |        |        | 0     |
|              | Robbery       |        |        |        |        |        |        | 0     |
|              | Total         | 0      | 0      | 0      | 0      | 0      | 0      | 0     |
| May          | Burglary      |        |        |        |        |        |        | 0     |
|              | Theft         |        |        |        |        |        |        | 0     |
|              | Vehicle Theft |        |        |        |        |        |        | 0     |
|              | Assault       |        |        |        |        |        |        | 0     |
|              | Murder        |        |        |        |        |        |        | 0     |
|              | Rape          |        |        |        |        |        |        | 0     |
|              | Robbery       |        |        |        |        |        |        | 0     |
|              | Total         | 0      | 0      | 0      | 0      | 0      | 0      | 0     |
| June         | Burglary      |        |        |        |        |        |        | 0     |
|              | Theft         |        |        |        |        |        |        | 0     |
|              | Vehicle Theft |        |        |        |        |        |        | 0     |
|              | Assault       |        |        |        |        |        |        | 0     |
|              | Murder        |        |        |        |        |        |        | 0     |
|              | Rape          |        |        |        |        |        |        | 0     |
|              | Robbery       |        |        |        |        |        |        | 0     |
|              | Total         | 0      | 0      | 0      | 0      | 0      | 0      | 0     |
| Year To Date | Burglary      | 0      | 0      | 0      | 0      | 0      | 0      | 0     |
|              | Theft         | 2      | 0      | 7      | 3      | 4      | 1      | 17    |
|              | Vehicle Theft | 1      | 0      | 0      | 0      | 0      | 0      | 1     |
|              | Assault       | 1      | 0      | 4      | 0      | 1      | 0      | 6     |
|              | Murder        | 0      | 0      | 0      | 0      | 0      | 0      | 0     |
|              | Rape          | 0      | 0      | 0      | 0      | 0      | 0      | 0     |
|              | Robbery       | 1      | 0      | 0      | 0      | 0      | 0      | 1     |
|              | Total         | 5      | 0      | 11     | 3      | 5      | 1      | 25    |



## ACTION ITEM REPORT



**Item Title:** Municipal Court 1. City Monthly Report- Feb. 2025. Linebarger  
Monthly Report – Feb. 2025

**Recommendation:**

I recommend approval.

OFFICE OF COURT ADMINISTRATION  
TEXAS JUDICIAL COUNCIL



OFFICIAL MUNICIPAL COURT MONTHLY REPORT

Month February Year 2025

Municipal Court for the City of **Los Fresnos**

Presiding Judge Gene Daniels

If new, date assumed office \_\_\_\_\_

Court Mailing Address 520 E Ocean Blvd

City Los Fresnos , Zip 78566

Phone Number (956) 233-9200

Fax Number (956) 233-9221

Court's Public Email

Court's Website

THE ATTACHED IS A TRUE AND ACCURATE REFLECTION OF THE RECORDS OF THIS COURT.

Prepared by ESMERALDA MACIAS

Date 2025-03-31 Phone Number \_\_\_\_\_

PLEASE RETURN THIS FORM NO LATER THAN 20 DAYS FOLLOWING THE END OF THE MONTH REPORTED TO:

OFFICE OF COURT ADMINISTRATION  
P O BOX 12066  
AUSTIN, TX  
78711-2066

PHONE: (737) 295-2330  
FAX: (512) 463-1648

**CRIMINAL SECTION**

Section H, Item # 4.

| Court            | Traffic Misdemeanors |  |  | Non-Traffic Misdemeanors |  |  |
|------------------|----------------------|--|--|--------------------------|--|--|
| Month   February |                      |  |  |                          |  |  |

|                                                              |   |
|--------------------------------------------------------------|---|
| Court                                                        |   |
| Month February Year 2025                                     |   |
| 1. Total Cases pending First of Month:                       | 0 |
| a. Active Cases                                              | 0 |
| b. Inactive Cases                                            | 0 |
| 2. New Cases Filed                                           | 0 |
| 3. Cases Reactivated                                         | 0 |
| 4. All Other Cases Added                                     | 0 |
| 5. Total Cases on Docket (Sum of Lines 1a,2,3,&4)            | 0 |
| DISPOSITIONS                                                 |   |
| 6. Uncontested Civil Fines or Penalties                      | 0 |
| 7. Default Judgments                                         | 0 |
| 8. Agreed Judgments                                          | 0 |
| 9. Trial Hearing by Judge/Hearing Officer                    | 0 |
| 10. Trial by Jury                                            | 0 |
| 11. Dismissed for Want of Prosecution                        | 0 |
| 12. All Other Dispositions                                   | 0 |
| 13. Total Cases Disposed (Sum of Lines 6 thru 12)            | 0 |
| 14. Cases Placed on Inactive Status                          | 0 |
| 15. Total Cases Pending End of Month:                        | 0 |
| a. Active Cases (Equals Line 5 minus the sum of Lines 13&14) | 0 |
| b. Inactive Cases (Equals Line 1b minus Line 3 plus Line 14) | 0 |
| 16. Cases Appealed:                                          |   |
| a. After Trial                                               | 0 |
| b. Without Trial                                             | 0 |

**JUVENILE / MINOR ACTIVITY**

Section H, Item # 4.

|                                                                                                                |           |
|----------------------------------------------------------------------------------------------------------------|-----------|
| <b>Court</b>                                                                                                   |           |
| <b>Month February Year 2025</b>                                                                                |           |
| <b>1. Transportation Code Cases Filed</b>                                                                      | <b>9</b>  |
| <b>2. Non-Driving Alcoholic Beverage Code Cases Filed</b>                                                      | <b>10</b> |
| <b>3. Driving Under the Influence of Alcohol Cases Filed</b>                                                   | <b>0</b>  |
| <b>4. Drug Paraphernalia Cases Filed (HSC, Ch. 481)</b>                                                        | <b>0</b>  |
| <b>5. Tobacco and E-Cigarettes Cases Filed (HSC, Sec. 161.252)</b>                                             | <b>7</b>  |
| <b>6. Truancy Cases Filed (Fam. Code, Sec. 65.003(a))</b>                                                      | <b>0</b>  |
| <b>7. Education Code Cases Filed</b>                                                                           | <b>0</b>  |
| <b>8. Violation of Local Daytime Curfew Ordinance Cases Filed (Local Govt. Code, Sec. 341.905)</b>             | <b>0</b>  |
| <b>9. All Other Non-Traffic Fine-Only Cases Filed</b>                                                          | <b>0</b>  |
| <b>10. Transfer to Juvenile Court:</b>                                                                         |           |
| <b>a. Mandatory Transfer (Fam.Code, Sec. 51.08(b)(1))</b>                                                      | <b>0</b>  |
| <b>b. Discretionary Transfer (Fam.Code, Sec. 51.08(b)(1))</b>                                                  | <b>0</b>  |
| <b>11. Accused of Contempt and Referred to Juvenile Court (Delinquent Conduct) (CCP, Art. 45.05(c)(l))</b>     | <b>0</b>  |
| <b>12. Held in Contempt by Criminal Court(Fined and/or Denied Driving Privileges) (CCP, Art. 45.050(c)(2))</b> | <b>0</b>  |
| <b>13. Juvenile Statement Magistrate Warning:</b>                                                              |           |
| <b>a. Warnings Administered</b>                                                                                | <b>0</b>  |
| <b>b. Statements Certified (Fam.Code, Sec. 51.095)</b>                                                         | <b>0</b>  |
| <b>14. Detention Hearings Held (Fam. Code, Sec. 54.01)</b>                                                     | <b>0</b>  |
| <b>15. Orders for Non-Secure Custody Issued</b>                                                                | <b>0</b>  |
| <b>16. Parent Contributing to Nonattendance Cases Filed (Ed. Code, Sec. 25.093)</b>                            | <b>0</b>  |

**ADDITIONAL ACTIVITY**

| Court                                                                                        |      | NUMBER GIVEN | NUMBER REQUESTED FOR COUNSEL | Section H, Item # 4. |
|----------------------------------------------------------------------------------------------|------|--------------|------------------------------|----------------------|
| Month                                                                                        | Year |              |                              |                      |
| February                                                                                     | 2025 |              |                              |                      |
| <b>1. Magistrate Warnings:</b>                                                               |      |              |                              |                      |
| a. Class C Misdemeanors                                                                      |      | 0            |                              |                      |
| b. Class A and B Misdemeanors                                                                |      | 13           | 4                            |                      |
| c. Felonies                                                                                  |      | 10           | 4                            |                      |
|                                                                                              |      |              | <b>TOTAL</b>                 |                      |
| <b>2. Arrest warrants Issued:</b>                                                            |      |              |                              |                      |
| a. Class C Misdemeanors                                                                      |      |              | 147                          |                      |
| b. Class A and B Misdemeanors                                                                |      |              | 0                            |                      |
| c. Felonies                                                                                  |      |              | 0                            |                      |
| <b>3. Capiases Pro Fine Issued</b>                                                           |      |              | 96                           |                      |
| <b>4. Search Warrants Issued</b>                                                             |      |              | 0                            |                      |
| <b>5. Warrants for Fire, Health and Code Inspections Filed (CCP, Art. 1805)</b>              |      |              | 0                            |                      |
| <b>6. Examining Trials Conducted</b>                                                         |      |              | 0                            |                      |
| <b>7. Emergency Mental Health Hearings Held</b>                                              |      |              | 0                            |                      |
| <b>8. Magistrate's Orders for Emergency Protection Issued</b>                                |      |              | 1                            |                      |
| <b>9. Magistrate's Orders for Ignition Interlock Device Issued (CCP.Art. 17.441)</b>         |      |              | 1                            |                      |
| <b>10. All Other Magistrate's Orders Issued Requiring Conditions for release on Bond</b>     |      |              | 0                            |                      |
| <b>11. Driver's License Denial, Revocation or Suspension Hearings Held (IC, Sec.521.300)</b> |      |              | 0                            |                      |
| <b>12. Disposition of Stolen Property Hearings Held (CCP, Ch. 47)</b>                        |      |              | 0                            |                      |
| <b>13. Peace Bond Hearings Held</b>                                                          |      |              | 0                            |                      |
| <b>14. Cases in which Fine and Court Costs Satisfied by Community Service:</b>               |      |              | 2                            |                      |
| a. Partial Satisfaction                                                                      |      |              |                              |                      |
| b. Full Satisfaction                                                                         |      |              | 12                           |                      |
| <b>15. Cases in Which Fine and Court Costs Satisfied by Jail Credit</b>                      |      |              | 19                           |                      |
| <b>16. Cases in Which Fine and Court Costs Waived for Indigency</b>                          |      |              | 6                            |                      |
| <b>17. Amount of Fines and Court Costs Waived for Indigency</b>                              |      |              | \$1,336.00                   |                      |
| <b>18. Total Fines, Court Costs and Other Amounts Collected:</b>                             |      |              |                              |                      |
| a. Retained by City                                                                          |      |              | \$113,924.07                 |                      |
| b. Remitted to State                                                                         |      |              | \$57,776.87                  |                      |
| c. Total                                                                                     |      |              | \$171,700.94                 |                      |



# City of Los Fresnos

## Fees & Fines Collection Report

---

Date

March 18, 2025

Contacts

**Jeff Garcia, Managing Partner**

Jeffrey.Garcia@lgbs.com

956-546-1216

**Thessla Trevino, Fees and Fines Client Liaison**

Thessla.Trevino@lgbs.com

956-546-1216

## Collections & Activity Summary

| Collection Disposition Summary - February 2025 |           |
|------------------------------------------------|-----------|
| Citations Assigned                             | 505       |
| Amount Assigned                                | \$157,759 |
| Citations Collected                            | 163       |
| Amount Collected                               | \$37,534  |
| Citations Cancelled                            | 37        |
| Amount Cancelled                               | \$9,324   |
| <b>Citations Resolved</b>                      | 200       |
| <b>Amount Resolved</b>                         | \$46,858  |

| Collection Disposition Summary - Contract to Date |               |
|---------------------------------------------------|---------------|
| Citations Assigned                                | 55,321        |
| Amount Assigned                                   | \$14,794,450  |
| Citations Adjusted                                | 21,690        |
| Amount Adjusted                                   | (\$3,330,191) |
| Citations Collected                               | 24,412        |
| Amount Collected                                  | \$5,611,717   |
| Citations Cancelled                               | 3,785         |
| Amount Cancelled                                  | \$897,569     |
| <b>Citations Resolved</b>                         | 28,197        |
| <b>Amount Resolved</b>                            | \$6,509,286   |
| <b>Dollar Resolution Rate</b>                     | 66.5%         |

| Collection Activity - February 2025 |          |       |
|-------------------------------------|----------|-------|
| Letters                             |          | 4,296 |
| Address/Phone Updated               |          | 161   |
| Phone Activity                      | Inbound  | 113   |
|                                     | Outbound | 1,013 |

| Collection Activity - Contract to Date |          |         |
|----------------------------------------|----------|---------|
| Letters                                |          | 144,289 |
| Address/Phone Updated                  |          | 35,474  |
| Phone Activity                         | Inbound  | 11,721  |
|                                        | Outbound | 244,952 |



## Status of Open Accounts

| Status                                    | Count         | Amount             |
|-------------------------------------------|---------------|--------------------|
| ACT - Active Account                      | 15,813        | \$4,658,603        |
| ATT - Attorney Contact Only               | 8             | \$2,241            |
| DEC - Deceased. No Estate Or Beyond Claim | 55            | \$15,848           |
| DIS - Dispute                             | 4             | \$889              |
| INC - Incarcerated                        | 63            | \$17,501           |
| PRM - Promise Payment                     | 110           | \$28,924           |
| PTC - Paid To Client                      | 1             | \$121              |
| REF - Refuse To Pay                       | 3             | \$365              |
| SKP - Skiptracing For Phone               | 3             | \$796              |
| SWC - Stop Work Per Client                | 1,016         | \$271,347          |
| <b>Total</b>                              | <b>17,076</b> | <b>\$4,996,635</b> |

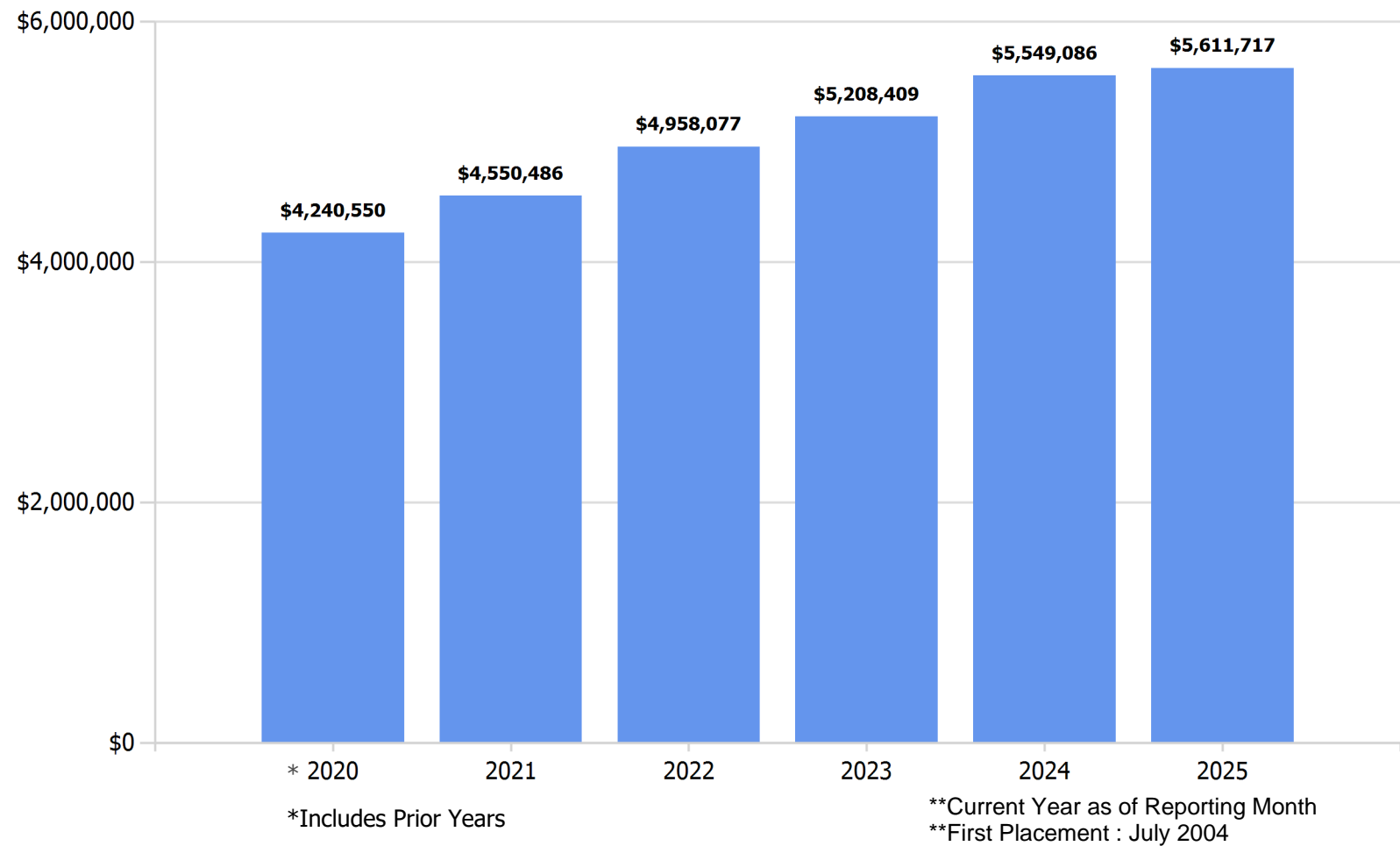
## Monthly Collection Activity Last 24 Months

| Year          | Month     | Letters Mailed | Address/Phone Updated | Phone Activity |               | Dollars Collected |
|---------------|-----------|----------------|-----------------------|----------------|---------------|-------------------|
|               |           |                |                       | Inbound        | Outbound      |                   |
| 2025          | February  | 4,296          | 161                   | 113            | 1,013         | \$37,534          |
|               | January   | 353            | 160                   | 69             | 1,752         | \$25,097          |
| 2024          | December  | 587            | 175                   | 34             | 2,942         | \$24,935          |
|               | November  | 248            | 164                   | 21             | 1,660         | \$29,059          |
|               | October   | 657            | 642                   | 67             | 1,184         | \$20,436          |
|               | September | 0              | 164                   | 38             | 2,035         | \$28,475          |
|               | August    | 3,652          | 229                   | 78             | 933           | \$17,990          |
|               | July      | 816            | 484                   | 5              | 816           | \$26,518          |
|               | June      | 592            | 237                   | 23             | 545           | \$29,690          |
|               | May       | 248            | 166                   | 25             | 66            | \$31,555          |
|               | April     | 636            | 80                    | 44             | 647           | \$42,024          |
|               | March     | 312            | 245                   | 49             | 568           | \$41,311          |
|               | February  | 3,691          | 177                   | 47             | 333           | \$27,005          |
|               | January   | 257            | 416                   | 21             | 679           | \$21,680          |
| 2023          | December  | 731            | 60                    | 32             | 1,016         | \$23,516          |
|               | November  | 143            | 418                   | 32             | 1,421         | \$16,259          |
|               | October   | 1,713          | 190                   | 44             | 657           | \$48,942          |
|               | September | 3,409          | 194                   | 80             | 822           | \$0               |
|               | August    | 1,317          | 586                   | 23             | 1,041         | \$13,857          |
|               | July      | 0              | 179                   | 16             | 978           | \$22,549          |
|               | June      | 188            | 234                   | 22             | 956           | \$28,596          |
|               | May       | 1,459          | 853                   | 23             | 583           | \$22,852          |
|               | April     | 145            | 189                   | 9              | 855           | \$53,875          |
|               | March     | 324            | 154                   | 32             | 708           | \$11,077          |
|               | February  | 5,017          | 139                   | 72             | 297           | \$8,809           |
| <b>Total*</b> |           | <b>30,791</b>  | <b>6,696</b>          | <b>1,019</b>   | <b>24,507</b> | <b>\$653,640</b>  |

\*Total Amounts noted represent the last 24 months & not contract to date.

| Placement Activity Summary<br>Contract to Date |           |               |                     |                  |                      |                    |                    |               |
|------------------------------------------------|-----------|---------------|---------------------|------------------|----------------------|--------------------|--------------------|---------------|
| Year                                           | Month     | Count #       | Orig Placement \$   | Cancelled \$     | Adjustment \$        | Net Placement \$   | Collected \$       | Collected %   |
| 2025 Summary                                   | February  | 505           | \$157,759           | \$0              | \$0                  | \$157,759          | \$0                | 0.00%         |
|                                                | January   | 367           | \$117,563           | \$0              | \$0                  | \$117,563          | \$6,594            | 5.61%         |
|                                                |           | <b>872</b>    | <b>\$275,322</b>    | <b>\$0</b>       | <b>\$0</b>           | <b>\$275,322</b>   | <b>\$6,594</b>     | <b>2.39%</b>  |
| 2024 Summary                                   | December  | 260           | \$81,645            | \$7,273          | (\$2,548)            | \$71,824           | \$9,006            | 12.54%        |
|                                                | November  | 455           | \$144,918           | \$7,619          | (\$4,752)            | \$132,547          | \$16,288           | 12.29%        |
|                                                | October   | 305           | \$97,998            | \$5,074          | (\$2,248)            | \$90,677           | \$8,288            | 9.14%         |
|                                                | September | 158           | \$50,604            | \$3,307          | (\$1,462)            | \$45,835           | \$3,434            | 7.49%         |
|                                                | August    | 110           | \$36,261            | \$0              | \$0                  | \$36,261           | \$3,098            | 8.54%         |
|                                                | July      | 157           | \$49,505            | \$297            | (\$796)              | \$48,412           | \$4,496            | 9.29%         |
|                                                | June      | 166           | \$53,877            | \$4,985          | (\$1,588)            | \$47,304           | \$2,763            | 5.84%         |
|                                                | May       | 238           | \$75,651            | \$3,367          | (\$502)              | \$71,782           | \$9,226            | 12.85%        |
|                                                | April     | 166           | \$53,310            | \$2,981          | (\$32)               | \$50,297           | \$9,764            | 19.41%        |
|                                                | March     | 796           | \$194,578           | \$7,979          | \$647                | \$187,245          | \$16,696           | 8.92%         |
|                                                | February  | 206           | \$65,718            | \$3,313          | (\$423)              | \$61,981           | \$16,102           | 25.98%        |
|                                                | January   | 68            | \$22,268            | \$2,130          | (\$871)              | \$19,267           | \$2,356            | 12.23%        |
|                                                |           | <b>3,085</b>  | <b>\$926,332</b>    | <b>\$48,326</b>  | <b>(\$14,575)</b>    | <b>\$863,432</b>   | <b>\$101,517</b>   | <b>11.76%</b> |
| 2023 Summary                                   | December  | 104           | \$32,618            | \$1,122          | (\$631)              | \$30,866           | \$4,165            | 13.49%        |
|                                                | November  | 292           | \$90,545            | \$2,261          | (\$1,021)            | \$87,263           | \$8,226            | 9.43%         |
|                                                | October   | 100           | \$29,804            | \$496            | (\$541)              | \$28,767           | \$3,443            | 11.97%        |
|                                                | September | 257           | \$81,608            | \$3,012          | (\$1,927)            | \$76,669           | \$11,311           | 14.75%        |
|                                                | August    | 64            | \$20,856            | \$397            | (\$656)              | \$19,803           | \$3,743            | 18.90%        |
|                                                | July      | 173           | \$48,598            | \$1,067          | (\$947)              | \$46,584           | \$12,683           | 27.23%        |
|                                                | June      | 104           | \$28,274            | \$545            | (\$370)              | \$27,359           | \$4,089            | 14.95%        |
|                                                | May       | 101           | \$29,405            | \$744            | (\$419)              | \$28,242           | \$4,597            | 16.28%        |
|                                                | April     | 0             | \$0                 | \$0              | \$0                  | \$0                | \$0                | 0.00%         |
|                                                | March     | 237           | \$73,215            | \$2,466          | (\$713)              | \$70,036           | \$9,653            | 13.78%        |
|                                                | February  | 969           | \$281,129           | \$72,689         | \$21,265             | \$229,705          | \$39,195           | 17.06%        |
|                                                |           | <b>2,401</b>  | <b>\$716,050</b>    | <b>\$84,799</b>  | <b>\$14,041</b>      | <b>\$645,293</b>   | <b>\$101,103</b>   | <b>15.67%</b> |
| 2022 Summary                                   |           | <b>2,832</b>  | <b>\$889,728</b>    | <b>\$19,473</b>  | <b>(\$45,497)</b>    | <b>\$824,758</b>   | <b>\$209,717</b>   | <b>25.43%</b> |
| 2021 Summary                                   |           | <b>4,400</b>  | <b>\$1,387,497</b>  | <b>\$27,263</b>  | <b>(\$60,576)</b>    | <b>\$1,299,659</b> | <b>\$342,994</b>   | <b>26.39%</b> |
| 2020 Summary                                   |           | <b>1,423</b>  | <b>\$397,308</b>    | <b>\$5,121</b>   | <b>(\$29,094)</b>    | <b>\$363,093</b>   | <b>\$157,788</b>   | <b>43.46%</b> |
| Prior Years                                    |           | <b>40,308</b> | <b>\$10,202,212</b> | <b>\$712,588</b> | <b>(\$3,189,268)</b> | <b>\$6,300,356</b> | <b>\$4,654,724</b> | <b>73.88%</b> |

Delinquent Fees & Fines Cumulative Collections



## ACTION ITEM REPORT



**Item Title:** Library Report 1. Monthly Report

**Recommendation:**

I recommend approval.

### Number of Patron Checking Out Materials

|                |     |
|----------------|-----|
| Adult          | 377 |
| Children       | 92  |
| New Patron     | 46  |
| In Library Use | 16  |



### Material Types Checked Out

|                      |     |
|----------------------|-----|
| Adult Books          | 145 |
| Children Books       | 337 |
| Young Adult Books    | 21  |
| Videos               | 8   |
| Other Language Books | 22  |
| Hotspots             | 12  |
| Laptops              | 0   |
| Interlibrary Loans   | 14  |



### Items Downloaded

|             |    |
|-------------|----|
| eBooks      | 75 |
| eAudiobooks | 82 |



### Patron Access Computer Use

|                |           |
|----------------|-----------|
| Total Sessions | 169       |
| Total Time     | 147 Hours |
| Guest Passes   | 146       |



### Free Wi-Fi Access Use

|                |                  |
|----------------|------------------|
| Total Sessions | 850 Library WiFi |
| Total Sessions | 690 Park WiFi    |



### What Happened in the Library

|                             |                 |
|-----------------------------|-----------------|
| Hours Open                  | 168 hours       |
| Visits/Calls                | 1200/167        |
| Children Program Attendance | 80              |
| Volunteer Hours             | 15/5 volunteers |
| New Cards Issued            | 27              |
| Cards Renewed               | 23              |
| New Books Added             | 63              |
| New eBooks Added            | 1,214           |
| New Videos Added            | 0               |
| Hotspots Added              | 0               |
| Books Weeded                | 51              |
| Videos Weeded               | 0               |
| Reference Questions         | 1156            |
| Assists in Computer Lab     | 426             |
| Patron Copies               | 1301            |
| Patron Faxes sent           | 115             |
| Patron Printouts            | 1624            |
| Library Staff Copies        | 0               |
| Replacement Cards           | 4               |
| At Home Deliveries          | 0               |



## ACTION ITEM REPORT



**Item Title:** Fire Marshal's Report 1. Monthly Report

**Recommendation:**

I recommend approval.



**FIRE MARSHAL'S OFFICE  
520 E OCEAN BLVD  
LOS FRESNOS, TEXAS 78566**

**FIRE INSPECTION REPORT**

MONTHLY INFORMATION REPORT

MONTH OF March 2025

**MONTHLY FIRE PREVENTION INSPECTIONS**

|                          |           |              |          |
|--------------------------|-----------|--------------|----------|
| Commercial Businesses    | <u>10</u> | Institutions | <u>X</u> |
| Industrial Structures    | <u>X</u>  | Homes        | <u>X</u> |
| Public Buildings         | <u>X</u>  | Apartments   | <u>X</u> |
| Hotels/Motels            | <u>X</u>  |              |          |
| <b>TOTAL INSPECTIONS</b> |           | <u>10</u>    |          |

FIRES INVESTIGATED: (ACCIDENTAL) 1  
(INCENDIARY)

  
FIRE MARSHAL, CITY OF LOS FRESNOS



## ACTION ITEM REPORT



**Item Title:** Fire Department Monthly Report

**Recommendation:**

I recommend approval.

# Los Fresnos Volunteer Fire Department

Los Fresnos, TX

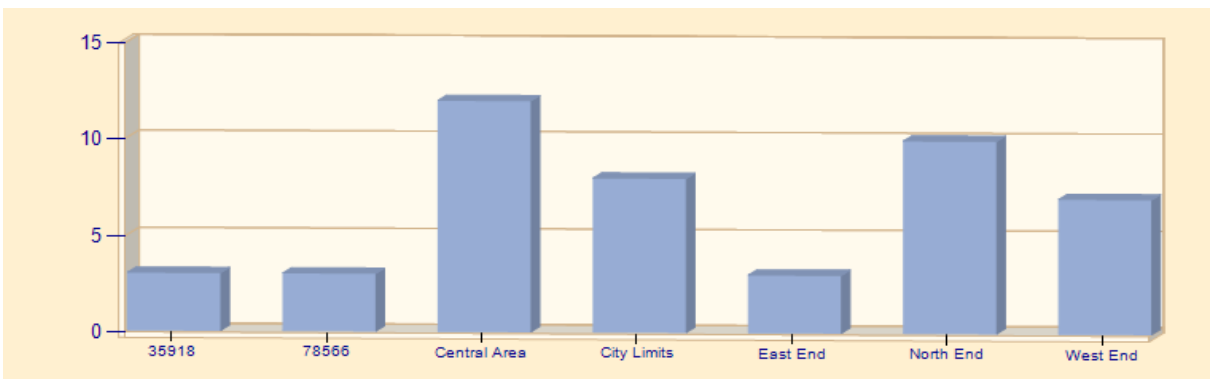
This report was generated on 4/1/2025 8:38:36 AM



Section H, Item # 7.

## Incident Type Count per Zone for Date Range

Start Date: 03/01/2025 | End Date: 03/31/2025



| ZONES                                        | INCIDENT TYPE                                                     | COUNT     |
|----------------------------------------------|-------------------------------------------------------------------|-----------|
| <b>35918 - INDIAN LAKE</b>                   |                                                                   |           |
|                                              | 322 - Motor vehicle accident with injuries                        | 2         |
|                                              | 542 - Animal rescue                                               | 1         |
|                                              | <i>Total Incidents for 35918 - INDIAN LAKE:</i>                   | 3         |
| <b>78566 - MUTUAL AID</b>                    |                                                                   |           |
|                                              | 111 - Building fire                                               | 3         |
|                                              | <i>Total Incidents for 78566 - MUTUAL AID:</i>                    | 3         |
| <b>Central Area - Central Area</b>           |                                                                   |           |
|                                              | 118 - Trash or rubbish fire, contained                            | 1         |
|                                              | 142 - Brush or brush-and-grass mixture fire                       | 3         |
|                                              | 143 - Grass fire                                                  | 3         |
|                                              | 322 - Motor vehicle accident with injuries                        | 2         |
|                                              | 324 - Motor vehicle accident with no injuries.                    | 1         |
|                                              | 715 - Local alarm system, malicious false alarm                   | 1         |
|                                              | 812 - Flood assessment                                            | 1         |
|                                              | <i>Total Incidents for Central Area - Central Area:</i>           | 12        |
| <b>City Limits - LOS FRESNOS CITY LIMITS</b> |                                                                   |           |
|                                              | 111 - Building fire                                               | 1         |
|                                              | 113 - Cooking fire, confined to container                         | 1         |
|                                              | 140 - Natural vegetation fire, other                              | 1         |
|                                              | 143 - Grass fire                                                  | 1         |
|                                              | 322 - Motor vehicle accident with injuries                        | 3         |
|                                              | 745 - Alarm system activation, no fire - unintentional            | 1         |
|                                              | <i>Total Incidents for City Limits - LOS FRESNOS CITY LIMITS:</i> | 8         |
| <b>East End - East End</b>                   |                                                                   |           |
|                                              | 322 - Motor vehicle accident with injuries                        | 3         |
|                                              | <i>Total Incidents for East End - East End:</i>                   | 3         |
| <b>North End - North End</b>                 |                                                                   |           |
|                                              | 118 - Trash or rubbish fire, contained                            | 1         |
|                                              | 122 - Fire in motor home, camper, recreational vehicle            | 1         |
|                                              | 142 - Brush or brush-and-grass mixture fire                       | 2         |
|                                              | 151 - Outside rubbish, trash or waste fire                        | 1         |
|                                              | 360 - Water & ice-related rescue, other                           | 1         |
|                                              | 444 - Power line down                                             | 1         |
|                                              | 542 - Animal rescue                                               | 1         |
|                                              | 631 - Authorized controlled burning                               | 1         |
|                                              | 812 - Flood assessment                                            | 1         |
|                                              | <i>Total Incidents for North End - North End:</i>                 | 10        |
| <b>West End - West End</b>                   |                                                                   |           |
|                                              | 131 - Passenger vehicle fire                                      | 1         |
|                                              | 142 - Brush or brush-and-grass mixture fire                       | 1         |
|                                              | 143 - Grass fire                                                  | 1         |
|                                              | 322 - Motor vehicle accident with injuries                        | 1         |
|                                              | 324 - Motor vehicle accident with no injuries.                    | 3         |
|                                              | <i>Total Incidents for West End - West End:</i>                   | 7         |
| <b>Total Count for all Zone:</b>             |                                                                   | <b>46</b> |

## ACTION ITEM REPORT



**Item Title:** Community Development Corporation 1. Minutes 2. CDC Consultant Report.

**Recommendation:**

I recommend approval.



# Community Development Corporation Meeting Minutes

Monday, March 03, 2025 at 6:00 PM

City Hall – 520 East Ocean Blvd. Los Fresnos, TX 78566

<https://cityoflosfresnos.com/meetings>

---

NOTICE OF SAID MEETING IS HEREBY GIVEN BY THE CITY OF LOS FRESNOS PURSUANT TO CHAPTER 551, TITLE 5 OF THE TEXAS GOVERNMENT CODE, THE TEXAS OPEN MEETINGS ACT.

---

## A. CALL MEETING TO ORDER

President Enrique Juarez called the meeting to order at 6:01 p.m.

### PRESENT

President Enrique Juarez  
Place 2 Pedro Maldonado  
Place 3 Leo Casanova  
Place 4 Marco Huerta  
Place 5 Gordon Cappon  
Place 6 Claudia Villarreal  
Vice President Daniel Alvarez

## B. INVOCATION AND PLEDGE OF ALLEGIANCE

Mr. Milum gave the invocation and led the audience in the Pledge of Allegiance.

## C. VISITORS REMARKS

To speak, you must sign in with the City Secretary prior to the meeting. You have a limit of 5 minutes to speak.

There were none.

Board member Macro Huerta stepped out at 6:02 p.m.

## D. ACTION ITEMS

1. Consideration and ACTION to approve the minutes from February 3, 2025.

Motion was made and seconded to approve the minutes from February 3, 2025.

Motion made by Place 5 Cappon, Seconded by Place 2 Maldonado.

Voting Yea: President Juarez, Place 2 Maldonado, Place 3 Casanova, Place 5 Cappon, Place 6 Villarreal, Vice President Alvarez

2. Consideration and ACTION to acknowledge the January 2025 Financial Report A. Monthly B. Year to Date Report C. Sales Tax Report

Mr. Milum reported for the month of January a total of \$61,360.54 in checks, all checks were normal monthly expenditures with the exception of two approved by the board for alley and street repairs. He briefly reviewed the account summary and sales tax report for January.

Motion was made and seconded to acknowledge the Financial Report.

Motion made by Place 2 Maldonado, Seconded by Place 6 Villarreal.

Voting Yea: President Juarez, Place 2 Maldonado, Place 3 Casanova, Place 5 Cappon, Place 6 Villarreal, Vice President Alvarez

3. Consideration and ACTION to acknowledge the February 2025 Financial Report A. Monthly B. Year to Date Report C. Sales Tax Report

Board member Marco Huerta returned at 6:08 p.m.

Mr. Milum reported a total of \$13,710.71 in monthly checks, and one issued to Burton McCumber for audit services that is outside normal monthly checks. Mr. Milum reviewed the account summary reporting 41.7% of the year complete, 42.01% projected sales tax budget, and 23.63% in expenditures. Mr. Milum concluded with the sales tax report, reporting \$15,449.49 in sales tax year to date, 25.05 % increase from last year.

Motion was made and seconded to acknowledge the Financial Report.

Motion made by Place 2 Maldonado, Seconded by Vice President Alvarez.

Voting Yea: President Juarez, Place 2 Maldonado, Place 3 Casanova, Place 4 Huerta, Place 5 Cappon, Place 6 Villarreal, Vice President Alvarez

4. Consideration and ACTION to approve the CDC 2023-2024 Audit Report.

Mr. Milum stated the audit went well. He reviewed the audit report with the board. There were no questions.

Motion was made and seconded to approve the CDC 2023-2024 Audit Report.

Motion made by Place 6 Villarreal, Seconded by Vice President Alvarez.

Voting Yea: President Juarez, Place 2 Maldonado, Place 3 Casanova, Place 4 Huerta, Place 5 Cappon, Place 6 Villarreal, Vice President Alvarez

5. Consideration and ACTION to approve funding for the Earth Day event on Saturday, April 12, 2025.

Mr. Milum explained the city would be hosting an Earth Day event on April 12, 2025. The CDC has funded the event the last few years. He recommended approving \$3,000 budget.

Motion was made and seconded to approve funding in the amount of \$3,000 for the Earth Day event on Saturday, April 12, 2025.

Motion made by Place 3 Casanova, Seconded by Place 5 Cappon.

Voting Yea: President Juarez, Place 2 Maldonado, Place 3 Casanova, Place 4 Huerta, Place 5 Cappon, Place 6 Villarreal, Vice President Alvarez

6. Consideration and ACTION to approve upgrades to the parking areas at the Community Park and Memorial park.

Mr. Milum explained the improvements were a total of \$25,000. He reviewed photos of the parking lots and the improvements that would be made as part of the project. There were no questions from the board.

Motion was made and seconded to approve upgrades to the parking areas at the Community Park and Memorial Park in the amount of \$25,000.00.

Motion made by Place 2 Maldonado, Seconded by Place 3 Casanova.

Voting Yea: President Juarez, Place 2 Maldonado, Place 3 Casanova, Place 4 Huerta, Place 5 Cappon, Place 6 Villarreal, Vice President Alvarez

7. Consideration and ACTION to approve adding a full time position of Economic Development Coordinator to replace the current staffing structure.

Mr. Milum explained why he felt a full time staff is needed as the city continues to grow. He reviewed the cost for a fulltime staff, thanked CDC Consultant, Desi Martinez for work and stated he was eligible to apply as well. As part of the approval of the position he would like to include 12 weeks or \$9,600 pay for Mr. Martinez to allow him time to secure other employment if he isn't hired with the full time position. Mr. Milum answered questions from the board.

Motion was made and seconded to approve adding a full time position of Economic Development Coordinator to replace the current staffing structure.

Motion made by Place 5 Cappon, Seconded by Place 4 Huerta.  
Voting Yea: President Juarez, Place 2 Maldonado, Place 3 Casanova, Place 4 Huerta, Place 5 Cappon, Place 6 Villarreal, Vice President Alvarez

**E. REPORT BY CDC CONSULTANT**

1. CDC Consultant Report February 2025 A. Businesses & Resident Site Information B. Business Outreach C. Sponsored Promotions

Mr. Martinez explained it was a great pleasure working with Los Fresnos, whether he decided to apply or not he is willing to continue to help the city. He reported permits issued, business inquires, business outreach, affordable housing and upcoming Earth Day event. The board thanked Mr. Martinez for the years of service he provided to the City of Los fresnos.

**F. REPORT BY GENERAL MANAGER**

1. City Manager Report A. Veteran's Memorial

Mr. Milum reported the landscaping was being completed and there were few things that needed to be fixed. Once complete a date for a grand opening would be presented.

**G. ADJOURNMENT**

The meeting was adjourned at 6:36 p.m.

\_\_\_\_\_  
Enrique Juarez, President

ATTEST:

\_\_\_\_\_  
Jacqueline Moya, City Secretary



**Los Fresnos Community Development Corporation (LFCDC)**  
**A Texas 4B EDC, April 7<sup>th</sup> Board Meeting Report**  
**By Desi Martinez, assisted by CDC Intern, & Chamber & City Permits**



**Economic Development:**

**Businesses and area residents looking for sites, information, or technical assistance:**

|                                                                                      |                            |
|--------------------------------------------------------------------------------------|----------------------------|
| Small BIZ inquiries and home sites in <b>MARCH, 2025</b>                             | <b>__6__ - per month</b>   |
| New or expanding commercial business permits submitted <b>(-New)</b>                 | <b>__1__ - this month</b>  |
| Total new residential brick homes construction plans and permits submitted           | <b>__19__ - this month</b> |
| Total wood frames homes construction plans and permits submitted                     | <b>__2__ - this month</b>  |
| Total duplexes construction plans and permits <b>(duplexes __0__ or __0__ apts.)</b> | <b>__0__ - this month</b>  |
| LFCDC Business matching grants inquiries.                                            | <b>__3__ - this month</b>  |

*(Note: Information above from Los Fresnos Permits Office.)*

**LFCDC R&D and business outreach:**

- **Next Decade LNG at the Port of Brownsville** requested information on “hotels and residential developments in Los Fresnos”. A LFCDC housing available inventory survey is underway. A draft of the findings was provided the city manager for him to complete or add any additional new developments information. A flyer with contact information should be mailed to major companies HR Personnel Offices to have available for any new hires. This type of info should also be included as a link in the City, LFCDC and Chamber websites and social media.

**Hotel:** Los Fresnos Inn. 43 rooms in total available for rent by reservation. 10 rooms have 1 bed; 33 rooms have 2 beds.

**Apartments:**

- ❖ Paseo Pointe Apartments on corner of Whipple Road and Evergreen Boulevard: 6 each 2 BDRM apartments available, 8 each 3 BDRM apartments available for rent.
- ❖ The Village at the Lakes on east TX Highway 100: 2 each - 2 BDRM with 1 1/2 BATHS available in April for rent.
- ❖ Delgado Apartments on south FM 1847: 40 apartments with 1 BDRM units are 100% occupied. -0- available for rent.

**Condos:**

- ❖ Condos on North Arroyo Boulevard for sale: All 2 BDRMS with 2 ½ BATHS. Currently in **Phase 1**, 4 sold and 4 available for sale. **Phase 2** is adding 13 more units and estimated to be available in July. **Phase 3** is adding 10 more units and is estimated to be ready in September. Pre-sales are available.

**Quad-plex Apartments:**

- ❖ The Villas 4-Plexes on Evergreen Boulevard: Currently there are 9 lots, 1 lot has 2 duplexes (2BDRM with 2 Bath) to be ready for May 1st. The remaining 8 will have the same characteristics and will be ready by September.

**RV's, Mobile Home, and Mini-Home Parks:**

- ❖ Palmdale RV Resort on west Texas Highway 100: Pending survey info.
- ❖ Sierra RV Park on east Texas Highway 100: Pending survey info.

**New Single Family Homes Available or Under Construction:**

- ❖ Ocelot Development and Encino Crossing Subdivision next to the Los Fresnos city hall – Pending survey info.
- ❖ Valle Alto East residential subdivision located on Evergreen and Whipple Roads available –Pending survey info.

**Local realtors and development companies are listed on the Los Fresnos Destination Maps Brochure.**

- SW Keys Shelter on east TX Highway 100 appears to be closed. In January 2025 the company reported 777 permanent jobs with 3-shifts and year-round shelter operation. There is no confirmation of the shut down or future complex redevelopment plans. This site is the 2<sup>nd</sup> largest employers and primary property tax paying site in the city. See attached.

**Active Headcount**

|                                    |                         |                     |                        |                     |                                                            |
|------------------------------------|-------------------------|---------------------|------------------------|---------------------|------------------------------------------------------------|
| Employees in Payroll<br><b>777</b> | Contractors<br><b>0</b> | Interns<br><b>0</b> | Volunteers<br><b>2</b> | Total<br><b>779</b> | Average Length of Service for Employee<br><b>3.9 years</b> |
|------------------------------------|-------------------------|---------------------|------------------------|---------------------|------------------------------------------------------------|

**LFCDC Sponsored Promotion and expanding the city Brand:**

🇺🇸 **Earth Day 2025 this Saturday, April 12<sup>th</sup> from 9 AM to 12 PM.**

**(Contact the LFCDC Office at #956-233-6182 or call me at #956-778-8929 or email [desiandlu1@yahoo.com](mailto:desiandlu1@yahoo.com)**

Section H, Item # 8.

**City of Los Fresno**  
**Principal Employers**  
**Current year and Ten Years Ago**

| Employer                           | 2023             |             |                                                    | 2014             |             |                                                    |
|------------------------------------|------------------|-------------|----------------------------------------------------|------------------|-------------|----------------------------------------------------|
|                                    | <u>Employees</u> | <u>Rank</u> | <u>Percentage<br/>of Total City<br/>Employment</u> | <u>Employees</u> | <u>Rank</u> | <u>Percentage<br/>of Total City<br/>Employment</u> |
| Los Fresnos CISD                   | 1,840            | 1           | 42.04%                                             | 1,795            | 1           | 75.58%                                             |
| Southwest Key                      | 824              | 2           | 18.83%                                             |                  |             |                                                    |
| Amazing Grace Primary Home Care    | 240              | 3           | 5.48%                                              |                  |             |                                                    |
| Walmart                            | 210              | 4           | 4.80%                                              |                  |             |                                                    |
| Whataburger                        | 66               | 5           | 1.51%                                              |                  |             |                                                    |
| City of Los Fresnos                | 72               | 6           | 1.64%                                              | 51               | 4           | 2.15%                                              |
| Pederson Construction              | 45               | 7           | 1.03%                                              | 52               | 5           | 2.19%                                              |
| McDonalds                          | 40               | 8           | 0.91%                                              | 65               | 3           |                                                    |
| Stars Drive-In                     | 50               | 9           | 1.14%                                              |                  |             |                                                    |
| Dairy Queen                        | 15               | 10          | 0.34%                                              |                  |             |                                                    |
| International Educational Services |                  |             |                                                    | 287              | 2           | 12.08%                                             |
| Lopez Supermarket                  |                  |             |                                                    | 24               | 8           | 1.01%                                              |
| Stripes                            |                  |             |                                                    | 28               | 7           | 1.18%                                              |
| Los Fresnos Construction           |                  |             |                                                    | 30               | 6           | 1.26%                                              |
| Julia's Restaurant                 |                  |             |                                                    | 23               | 9           | 0.97%                                              |
| Little Light House Children        |                  |             |                                                    | 20               | 10          | 0.84%                                              |
| Total                              | <u>3,402</u>     |             | <u>100.00%</u>                                     | <u>2,375</u>     |             | <u>100.00%</u>                                     |

**Source:**

**ANNUAL COMPREHENSIVE FINANCIAL REPORT**

**For the Fiscal Year Ended September 30, 2023**

**Prepared by**

**FINANCE DIRECTOR**



## ACTION ITEM REPORT



**Item Title:** Planning & Zoning Commission Report 1. Minutes

**Recommendation:**

I recommend approval.



# Planning and Zoning Commission Meeting Minutes

Monday, March 17, 2025 at 6:00 PM

City Hall – 520 East Ocean Blvd. Los Fresnos, TX 78566

<https://cityoflosfresnos.com/meetings>

---

NOTICE OF SAID MEETING IS HEREBY GIVEN BY THE CITY OF LOS FRESNOS PURSUANT TO CHAPTER 551, TITLE 5 OF THE TEXAS GOVERNMENT CODE, THE TEXAS OPEN MEETINGS ACT.

---

## A. CALL MEETING TO ORDER

President Robby Walsdorf called the meeting to order at 6:01 p.m.

### PRESENT

Place 1 Robert Walsdorf  
Place 2 Jacob Wasonga  
Place 3 Juan Sierra  
Place 4 Desi Delgado  
Place 7 Javier Rodriguez

### ABSENT

Place 5 Henry Bebon  
Place 6 Larry Meade

## B. VISITORS REMARKS

To speak, you must sign in with the City Secretary prior to the meeting. You have a limit of 5 minutes to speak.

There were none.

## C. VISITORS REMARKS

To speak, you must sign in with the City Secretary prior to the meeting. You have a limit of 5 minutes to speak.

1. Public Hearing to receive comments from the public for a variance request from the 25 feet rear yard setback for the cul-de-sac and other irregular lots in the Pederson Brothers Subdivision No. 5 to a 15 feet setback.

Public hearing opened at 6:01 p.m.

There were no comments.

Public hearing closed at 6:01 p.m.

## D. ACTION ITEMS

1. Consideration and ACTION to approve a variance request from the 25 feet rear yard setback for the cul-de-sac and other irregular lots in the Pederson Brothers Subdivision No. 5 to a 15 feet setback.

Motion was made and seconded to approve a variance request from the 25 feet rear yard setback for the cul-de-sac and other irregular lots, Lots 46-49, Block 2, Lots 51-54, Block 2 and Lot 14, Block 3 in the Pederson Brothers Subdivision No. 5 to a 15 feet setback.

Motion made by Place 3 Sierra, Seconded by Place 4 Delgado.

Voting Yea: Place 1 Walsdorf, Place 2 Wasonga, Place 3 Sierra, Place 4 Delgado, Place 7 Rodriguez

2. Consideration and ACTION to approve the minutes from February 24, 2025.

Motion was made and seconded to approve the minutes from February 24, 2025.

Motion made by Place 4 Delgado, Seconded by Place 3 Sierra.

Voting Yea: Place 1 Walsdorf, Place 2 Wasonga, Place 3 Sierra, Place 4 Delgado, Place 7 Rodriguez

**E. ADJOURNMENT**

Meeting was adjourned at 6:03 p.m.

---

Robert Walsdorf, Chairman

ATTEST:

---

Jacqueline Moya, City Secretary

## ACTION ITEM REPORT



**Item Title:** Los Fresnos Emergency Medical Services 2<sup>nd</sup> Quarter Report

**Recommendation:**

I recommend approval.

Date 2025-01-01 and 2025-03-31

| Zone               | Total |
|--------------------|-------|
| Cameron County     | 262   |
| San Benito         | 2     |
| Brownsville        | 7     |
| Los Fresnos        | 204   |
| Harlingen          | 2     |
| South Padre Island | 11    |
| Laguna Vista       | 94    |
| Indian Lake        | 11    |
|                    | 593   |

