



# City Council Meeting Agenda

Tuesday, June 09, 2026 at 6:00 PM

City Hall – 520 East Ocean Blvd. Los Fresnos, TX 78566

<https://cityoflosfresnos.com/meetings>

---

NOTICE OF SAID MEETING IS HEREBY GIVEN BY THE CITY OF LOS FRESNOS PURSUANT TO CHAPTER 551, TITLE 5 OF THE TEXAS GOVERNMENT CODE, THE TEXAS OPEN MEETINGS ACT.

---

## A. CALL MEETING TO ORDER

## B. INVOCATION AND PLEDGE OF ALLEGIANCE

## C. VISITORS REMARKS

To speak, you must sign in with the City Secretary prior to the meeting. You have a limit of 5 minutes to speak.

## D. PUBLIC HEARING

1. Public hearing to receive comments from the public on the annexation of a 29.229 Acre Tract of land out of Tract 45, Subdivision "F" of Paredes Tract Subdivision in Share 19. Espiritu Santo Grant, Cameron County, Texas; Said 29.229 Acre Tract also being out of certain 747.21 Acre Tract of land described in Deed recorded in Volume 22333, Page 291 of the Official Records of Cameron County Texas located on the southeast side of the City of Los Fresnos.

## E. CONSENT AGENDA

All matters listed are considered to be routine by the City Council and will be enacted by one motion. There will be no separate discussion of these items unless requested by a member of the City Council. The item may subsequently be removed from the Consent Agenda to be considered separately.

1. Consideration and ACTION to approve the minutes from May 12, 2026 and May 19, 2026.
2. Consideration and ACTION to approve the Quarterly Investment Portfolio Report ended as of March 31, 2026.
3. Consideration and action to approve revised Change Order No. 3 to the construction contract awarded to M.J.A. Construction, LLC under the Texas Department of Agriculture (TDA) CDBG Contract No. CDV23-0338.
4. Consideration and ACTION to authorize the City Manager to dispose of surplus items.
5. Consideration and ACTION to approve the CDC approval of increasing in the assistance to infrastructure improvements at State Highway 100 and FM 1575.
6. Consideration and ACTION to approve the CDC action to provide funding for a new fence along the west side of Community Park.
7. Consideration and ACTION to excuse the absence of Pedro Maldonado from the May 4, 2026 CDC meeting.
8. Consideration and ACTION to excuse the absence of Alejandro Flores from the May 12, 2026 regular meeting.
9. Consideration and ACTION to excuse the absence of Luis Gonzalez from the May 19, 2026 special meeting.

## F. ACTION ITEMS

1. Consideration and action to approve the first reading of Ordinance No. 577, annexing a 29.229-acre tract of land out of Tract 45, Subdivision "F" of the Paredes Tract Subdivision in Share 19, Espiritu Santo Grant, Cameron County, Texas. Said 29.229-acre tract is also part of a 747.21-acre tract described in a deed recorded in Volume 22333, Page 291 of the Official Records of Cameron County, Texas; said property being located on the southeast side of the City of Los Fresnos and extending the City's corporate limits.
2. Consideration and ACTION to authorize Hanson Professional Services to provide plans, bidding and construction oversight to upgrade the roadside ditches along Henderson Road with the new 80 feet right of way from the Railroad to the east Resaca crossing.
3. Consideration and ACTION to review proposed priorities, price estimates and funding for street repairs.
4. Consideration and ACTION to approve the first reading of an ordinance of the City of Los Fresnos, Texas, prohibiting outdoor burning within the city limits; providing limited exceptions consistent with Texas Commission on Environmental Quality (TCEQ) regulations; incorporating state law authority; establishing a permit process; providing for automatic amendment; providing penalties; and providing for severability and effective date.
5. Consideration and ACTION to participate in costs and or delay fees for The Woods development due to a change in the lift station and force main requirements.
6. Consideration and ACTION to approve an ordinance amending Chapter 10 "Businesses," Article VIII "Mobile Food Vendor Courts/Parks" of the Los Fresnos Code of Ordinances.
7. Consideration and ACTION to approve an ordinance establishing regulations for the location and operation of individual mobile food vendors.

**G. ACKNOWLEDGEMENT OF THE CITY MANAGER'S REPORT**

1. City Manager Report
  - A. Wastewater Treatment Plant & Wastewater Collection System
  - B. Water Treatment Plant & Water Distribution System
  - C. Street Projects
  - D. Drainage
  - E. Whipple Road
  - F. Hike & Bike Trail
  - G. COVID 19 Funds
  - H. New City Manager Hiring Timeline

**H. ACKNOWLEDGMENT OF DEPARTMENT REPORTS**

1. Financial Report April 2026 1. Monthly 2. Year to Date 3. Sales Tax
2. Public Works Report April 2026 1. Water and Wastewater Activity 2. Calls for Service 3. Building Permits 4. Recycling 5. Waste Water Treatment Plant Discharge Monitoring Report
3. Police Department April 2026 1. Calls-By Type 2. Calls-By Date & Time 3. Incidents-By Violation 4. Arrests-By Type 5. Accidents-By Streets & Intersections 6. Magistrates 7. Index Crimes by Zone
4. Municipal Court April 2026 1. City Monthly Report 2. Linbarger Monthly Report
5. Library Report April 2026 1. Monthly Report

- [6.](#) Fire Marshal's Report April 2026 1. Monthly Report.
- [7.](#) Fire Department Report April 2026 1. Monthly Report.
- [8.](#) Senior Citizen Program Report April 2026 1. Monthly Report
- [9.](#) Community Development Corporation April 2026 1. Minutes 2. CDC Consultant Report

**I. CLOSED SESSION**

- [1.](#) Deliberation pursuant to Section 551.074, Title 5 of the Texas Government code, the Texas Open Meetings Act regarding the following: the appointment, employment, evaluation and duties of City Manager, Chief of Police, Public Works Director, Librarian, Finance Director, or City Secretary.

**J. OPEN SESSION**

- [1.](#) Pursuant to Section 551.074, Title 5 of the Texas Government code, the Texas Open Meetings Act deliberation and possible action regarding the following:

The appointment, employment, evaluation and duties of City Manager, Chief of Police, Public Works Director, Librarian, Finance Director, or City Secretary.

**K. ADJOURNMENT**

This is to certify that I, Jacqueline Moya, posted this agenda on the front bulletin board of the City Hall and the city website at [www.cityoflosfresnos.com](http://www.cityoflosfresnos.com) on June 03, 2026 on or before 5:30 p.m. and it shall remain so posted continuously for at least 3 business days preceding the scheduled time of said meeting.

/s/ Jacqueline Moya, City Secretary

Persons with any disabilities that would like to attend meetings must notify City Secretary 24 hours in advance so that the City can make arrangements for that disabled person.

**ACTION ITEM REPORT****Item Title:**

Public hearing to receive comments from the public on the annexation of a 29.229 Acre Tract of land out of Tract 45, Subdivision "F" of Paredes Tract Subdivision in Share 19. Espiritu Santo Grant, Cameron County, Texas; Said 29.229 Acre Tract also being out of certain 747.21 Acre Tract of land described in Deed recorded in Volume 22333, Page 291 of the Official Records of Cameron County Texas located on the southeast side of the City of Los Fresnos.

**Recommendation:**

This property is located directly behind the Rodeo property to the south. It is the next phase of the Feather Ridge Subdivision. They are requesting to be annexed into the city limits of Los Fresnos. This is to hear from the public concerning this request.

## ACTION ITEM REPORT



**Item Title:** Consideration and ACTION to approve the minutes from May 12, 2026 and May 19, 2026.

**Recommendation:**

I recommend approval.



## City Council Meeting Minutes

Tuesday, May 12, 2026 at 6:00 PM

City Hall – 520 East Ocean Blvd. Los Fresnos, TX 78566

<https://cityoflosfresnos.com/meetings>

NOTICE OF SAID MEETING IS HEREBY GIVEN BY THE CITY OF LOS FRESNOS PURSUANT TO CHAPTER 551, TITLE 5 OF THE TEXAS GOVERNMENT CODE, THE TEXAS OPEN MEETINGS ACT.

### A. CALL MEETING TO ORDER

Mayor Pro-tem, Albert Escobedo called meeting to order at 6:00 pm..

#### PRESENT

Place 1 Alberto Escobedo  
 Place 2 Andrew Gonzales  
 Place 3 Juan Munoz  
 Place 4 Luis Gonzalez  
 Place 5 Leonel Casanova Jr.

#### ABSENT

Mayor Alejandro Flores

### B. INVOCATION AND PLEDGE OF ALLEGIANCE

City Manager Mark Milum gave the invocation and led the audience in the pledge of Allegiance.

### C. VISITORS REMARKS

To speak, you must sign in with the City Secretary prior to the meeting. You have a limit of 5 minutes to speak.

Lisa Michelle Bennett, representing the UT Health Houston School of Public Health in Brownsville, addressed the Council to honor City Manager, Mark Milum for his years of service and collaboration. She highlighted the longstanding partnership between UT Health and the City of Los Fresnos, noting Mr. Milum's leadership in advancing public health initiatives, including the "Tu Salud ¡Sí Cuenta!" program and regional collaboration efforts. She recognized his commitment to improving community health outcomes, his support of innovative projects such as the hike and bike trail system, and his role in enhancing quality of life for residents. On behalf of UT Health, she expressed gratitude for his dedication and congratulated him on his retirement, presenting a token of appreciation.

Anely Mendiola, representing Healthier Texas, recognized the City of Los Fresnos for its outstanding participation in the 2026 Community Challenge. She reported that the community earned over 2.5 million points and logged more than 4 million steps, achieving first place in the extra small division. She commended the community's consistency, dedication, and collective commitment to promoting health and wellness.

Following the presentation, Mr. Milum noted that Los Fresnos has consistently performed well in the challenge, including multiple first-place finishes since 2019 and a third-place finish in the prior year. The success of the program was attributed to the longstanding partnership with UT Health and the expansion of local health and wellness offerings, which have grown significantly over time. He expressed his appreciation to UT Health and all participants for their continued support.

Manuel Abrego congratulated Mr. Milum on his retirement, recognizing his more than 20 years of service and his role in improving the City's financial condition and supporting its growth. He expressed concerns regarding the process for hiring a replacement, including opposition to the use of an external firm and the consideration of an employment contract.

### D. PRESENTATION

- 1. Presentation by Hanson Professional Services regarding the Los Fresnos Master Drainage Plan.

Colton Phillip of Hanson Professional Services presented findings from the City’s Drainage Master Plan. He provided an overview of the study area encompassing approximately 10,773 acres and outlined the evaluation of existing drainage conditions, infrastructure inventory, and hydrologic and hydraulic analyses. The plan includes recommendations for updated drainage design criteria aligned with county and regional standards, as well as a capital improvement program with preliminary cost estimates.

Mr. Phillip highlighted proposed requirements for future development, including stormwater design standards, detention requirements, roadway drainage criteria, and minimum construction specifications. He also noted that drainage designs must be certified by a licensed professional engineer to maintain consistency in the City’s overall drainage model. Additionally, targeted investigations were conducted at eight priority locations identified by staff, with conceptual improvements and cost estimates provided. He concluded by stating that the plan offers a comprehensive and prioritized approach to addressing the City’s drainage needs and expressed willingness to assist with implementation.

**E. CONSENT AGENDA**

All matters listed are considered to be routine by the City Council and will be enacted by one motion. There will be no separate discussion of these items unless requested by a member of the City Council. The item may subsequently be removed from the Consent Agenda to be considered separately.

Mayor Pro-tem Escobedo asked if there was any consent agenda items the council would like to pull for further discussion, there were none.

- 1. Consideration and ACTION to approve the minutes from April 14, 2026, April 22, 2026 and April 28, 2026.

Motion was made and seconded to approve the minutes from April 14, 2026, April 22, 2026 and April 28, 2026.

Motion made by Place 3 Munoz, Seconded by Place 2 Gonzales.  
 Voting Yea: Place 1 Escobedo, Place 2 Gonzales, Place 3 Munoz, Place 4 Gonzalez, Place 5 Casanova Jr.

- 2. Consideration and ACTION to approve a Memorandum of Understanding between the City of Los Fresnos and South Texas ISD regarding the use of the parking lot at Memorial Park.

Motion was made and seconded to approve a Memorandum of Understanding between the City of Los Fresnos and South Texas ISD regarding the use of the parking lot at Memorial Park.

Motion made by Place 3 Munoz, Seconded by Place 2 Gonzales.  
 Voting Yea: Place 1 Escobedo, Place 2 Gonzales, Place 3 Munoz, Place 4 Gonzalez, Place 5 Casanova Jr.

- 3. Consideration and ACTION to approve the Los Fresnos Police Department to participate in the Law Enforcement Support Office program (1033 Program).

Motion was made and seconded to approve the Los Fresnos Police Department to participate in the Law Enforcement Support Office program (1033 Program).

Motion made by Place 3 Munoz, Seconded by Place 2 Gonzales.  
 Voting Yea: Place 1 Escobedo, Place 2 Gonzales, Place 3 Munoz, Place 4 Gonzalez, Place 5 Casanova Jr.

- 4. Consideration and ACTION to approve the CDC action to approve funding for the Los Fresnos Falcon Little League.

Motion was made and seconded to approve the CDC action to approve funding for the Los Fresnos Falcon Little League.

Motion made by Place 3 Munoz, Seconded by Place 2 Gonzales.  
Voting Yea: Place 1 Escobedo, Place 2 Gonzales, Place 3 Munoz, Place 4 Gonzalez, Place 5 Casanova Jr.

- 5. Consideration and ACTION to approve a resolution of the City of Los Fresnos, Texas authorizing intervention in AEP Texas INC.'s application to amend its rider mobile temporary emergency electric energy facilities before the commission; approving cooperation with the cities served by AEP Texas; hiring Lloyd Gosselink attorneys and consulting services to negotiate with the company and direct any necessary litigation and appeals; requiring reimbursement of cities' rate case expenses; finding that the meeting at which this resolution is passed is open to the public as required by law; requiring notice of this resolution to the company and legal counsel.

Motion was made and seconded to approve a resolution of the City of Los Fresnos, Texas authorizing intervention in AEP Texas INC.'s application to amend its rider mobile temporary emergency electric energy facilities before the commission; approving cooperation with the cities served by AEP Texas; hiring Lloyd Gosselink attorneys and consulting services to negotiate with the company and direct any necessary litigation and appeals; requiring reimbursement of cities' rate case expenses; finding that the meeting at which this resolution is passed is open to the public as required by law; requiring notice of this resolution to the company and legal counsel.

Motion made by Place 3 Munoz, Seconded by Place 2 Gonzales.  
Voting Yea: Place 1 Escobedo, Place 2 Gonzales, Place 3 Munoz, Place 4 Gonzalez, Place 5 Casanova Jr.

- 6. Consideration and ACTION to excuse the absence of Leo Casanova from the April 6, 2026 CDC meeting.

Motion was made and seconded to excuse the absence of Leo Casanova from the April 6, 2026 CDC meeting.

Motion made by Place 3 Munoz, Seconded by Place 2 Gonzales.  
Voting Yea: Place 1 Escobedo, Place 2 Gonzales, Place 3 Munoz, Place 4 Gonzalez, Place 5 Casanova Jr.

- 7. Consideration and ACTION to excuse the absence of Claudia M. Villarreal from the April 6, 2026 CDC meeting.

Motion was made and seconded to excuse the absence of Claudia M. Villarreal from the April 6, 2026 CDC meeting.

Motion made by Place 3 Munoz, Seconded by Place 2 Gonzales.  
Voting Yea: Place 1 Escobedo, Place 2 Gonzales, Place 3 Munoz, Place 4 Gonzalez, Place 5 Casanova Jr.

- 8. Consideration and ACTION to excuse the absence of Robert Walsdorf from April 20, 2026 Planning & Zoning meeting.

Motion was made and seconded to excuse the absence of Robert Walsdorf from April 20, 2026 Planning & Zoning meeting.

Motion made by Place 3 Munoz, Seconded by Place 2 Gonzales.  
Voting Yea: Place 1 Escobedo, Place 2 Gonzales, Place 3 Munoz, Place 4 Gonzalez, Place 5 Casanova Jr.

- 9. Consideration and ACTION to excuse the absence of Luis Gonzalez from the April 14, 2026 City Council meeting and the April 28, 2026 Special City Council meeting.

Motion was made and seconded to excuse the absence of Luis Gonzalez from the April 14, 2026 City Council meeting and the April 28, 2026 Special City Council meeting.

Motion made by Place 3 Munoz, Seconded by Place 2 Gonzales.  
 Voting Yea: Place 1 Escobedo, Place 2 Gonzales, Place 3 Munoz, Place 4 Gonzalez, Place 5 Casanova Jr.

**F. ACTION ITEMS**

- 1. Consideration and ACTION to adopt the City of Los Fresnos Drainage Master Plan.

Mr. Mark Milum provided an overview of the Drainage Master Plan, noting it as a comprehensive and unified document combining prior studies from various agencies, including the City, Drainage District No. 1, TxDOT, and Cameron County. He emphasized the plan’s importance as a guiding tool for future development, improved drainage standards, and grant opportunities. The plan establishes updated criteria to address drainage concerns associated with growth and aims to reduce flooding impacts during major storm events. He recommended approval of the plan.

Motion was made and seconded to adopt the City of Los Fresnos Drainage Master Plan.

Motion made by Place 2 Gonzales, Seconded by Place 5 Casanova Jr..  
 Voting Yea: Place 1 Escobedo, Place 2 Gonzales, Place 3 Munoz, Place 4 Gonzalez, Place 5 Casanova Jr.

- 2. Consideration and ACTION to accept a Petition Requesting Annexation by Land Owner for a 29.229 Acre Tract of land out of Tract 45, Subdivision “F” of Paredes Tract Subdivision in Share 19. Espiritu Santo Grant, Cameron County, Texas; Said 29.229 Acre Tract also being out of certain 747.21 Acre Tract of land described in Deed recorded in Volume 22333, Page 291 of the Official Records of Cameron County Texas located on the southeast side of the City of Los Fresnos and set at date and time for a public hearing.

Mr. Milum explained the city received a request for annexation of approximately 29.229 acres located on the southeast side of the City, near City Hall and the Fire Station, for future single-family residential development. Mr. Milum clarified that the request is to accept the petition to initiate the annexation process, with development plans to be submitted at a later stage following required approvals.

Discussion included setting a public hearing for June 9 to obtain public input prior to further consideration. It was noted that the annexation process would require additional readings and review by Planning and Zoning before final approval.

Motion was made and seconded to accept a Petition Requesting Annexation by Land Owner for a 29.229 Acre Tract of land out of Tract 45, Subdivision “F” of Paredes Tract Subdivision in Share 19. Espiritu Santo Grant, Cameron County, Texas; Said 29.229 Acre Tract also being out of certain 747.21 Acre Tract of land described in Deed recorded in Volume 22333, Page 291 of the Official Records of Cameron County Texas located on the southeast side of the City of Los Fresnos and set at date and time for a public hearing.

Motion made by Place 4 Gonzalez, Seconded by Place 5 Casanova Jr..  
 Voting Yea: Place 1 Escobedo, Place 2 Gonzales, Place 3 Munoz, Place 4 Gonzalez, Place 5 Casanova Jr.

- 3. Consideration and ACTION to approve the second reading of an ordinance of the City of Los Fresnos, Texas, establishing regulations for special events, pop up markets, and farmers markets; providing definitions; requiring permits; establishing application procedures, location

and operational standards; authorizing markets in conjunction with other events; providing for fees, enforcement, penalties, severability; and providing an effective date.

Mr. Milum noted revisions made in response to prior discussion, including clarification on parking usage limits for events held on-site and flexibility to allow more than two events per weekend when appropriate, subject to staff discretion.

Motion was made and seconded to approve the second reading of an ordinance of the City of Los Fresnos, Texas, establishing regulations for special events, pop up markets, and farmers markets; providing definitions; requiring permits; establishing application procedures, location and operational standards; authorizing markets in conjunction with other events; providing for fees, enforcement, penalties, severability; and providing an effective date.

Motion made by Place 2 Gonzales, Seconded by Place 3 Munoz.  
Voting Yea: Place 1 Escobedo, Place 2 Gonzales, Place 3 Munoz, Place 4 Gonzalez, Place 5 Casanova Jr.

- 4. Consideration and ACTION to update the fee schedule to reflect the fees for a special event permit.

Mr. Milum clarified that the proposed fees remain unchanged from prior discussion and are being formally added for transparency. The fee structure includes \$300 for a special event permit and \$100 for recurring market events.

Motion was made and seconded to update the fee schedule to reflect the fees for a special event permit.

Motion made by Place 5 Casanova Jr., Seconded by Place 2 Gonzales.  
Voting Yea: Place 1 Escobedo, Place 2 Gonzales, Place 3 Munoz, Place 4 Gonzalez, Place 5 Casanova Jr.

- 5. Consideration and ACTION to appoint a member to Place 2 of the Planning & Zoning Commission for an unexpired term.

The Council considered the appointment of a member to fill an expired term on the Planning and Zoning Commission. Two applications were received from Yolanda Cruz and Abel Torres. Following brief discussion, a motion was made to appoint Abel Torres.

Motion was made and seconded to appoint a Abel Torres to Place 2 of the Planning & Zoning Commission for an unexpired term.

Motion made by Place 3 Munoz, Seconded by Place 5 Casanova Jr..  
Voting Yea: Place 1 Escobedo, Place 3 Munoz, Place 5 Casanova Jr.  
Voting Nay: Place 4 Gonzalez  
Voting Abstaining: Place 2 Gonzales

**G. ACKNOWLEDGEMENT OF THE CITY MANAGER’S REPORT**

- 1. City Manager Report
  - A. Wastewater Treatment Plant & Wastewater Collection System
  - B. Water Treatment Plant & Water Distribution System
  - C. Street Projects
  - D. Drainage
  - E. Whipple Road
  - F. Hike & Bike Trail
  - G. COVID 19 Funds

Mr. Milum reported on upcoming public hearing regarding street improvement projects, specifically in the Henderson Road area. A public meeting has been scheduled for May 19 at 6:00 p.m. to gather input from residents; no formal action will be taken at that meeting. He advised the council staff will distribute flyers to notify affected residents.

Motion was made and seconded to acknowledge the City Manager Report.

Motion made by Place 2 Gonzales, Seconded by Place 3 Munoz.  
Voting Yea: Place 1 Escobedo, Place 2 Gonzales, Place 3 Munoz, Place 4 Gonzalez, Place 5 Casanova Jr.

**H. ACKNOWLEDGMENT OF DEPARTMENT REPORTS**

- 1. Financial Report March 2026 1. Monthly 2. Year to Date 3. Sales Tax.

Motion was made and seconded to acknowledge the Financial Report.

Motion made by Place 5 Casanova Jr., Seconded by Place 2 Gonzales.  
Voting Yea: Place 1 Escobedo, Place 2 Gonzales, Place 3 Munoz, Place 4 Gonzalez, Place 5 Casanova Jr.

- 2. Public Works Report March 2026 1. Water and Wastewater Activity 2. Calls for Service 3. Building Permits 4. Recycling 5. Waste Water Treatment Plant Discharge Monitoring Report

Motion was made and seconded to acknowledge the Public Works Department.

Motion made by Place 5 Casanova Jr., Seconded by Place 2 Gonzales.  
Voting Yea: Place 1 Escobedo, Place 3 Munoz, Place 4 Gonzalez, Place 5 Casanova Jr.

- 3. Police Department March 2026 1. Calls-By Type 2. Calls-By Date & Time 3. Incidents-By Violation 4. Arrests-By Type 5. Accidents-By Streets & Intersection 6. Magistrates 7. Index Crimes by Zone

Motion was made and seconded to acknowledge the Police Department Report.

Motion made by Place 5 Casanova Jr., Seconded by Place 2 Gonzales.  
Voting Yea: Place 1 Escobedo, Place 2 Gonzales, Place 3 Munoz, Place 4 Gonzalez, Place 5 Casanova Jr.

- 4. Municipal Court March 2026 1. City Monthly Report 2. Linebarger Monthly Report

Motion was made and seconded to acknowledge the Municipal Court Report.

Motion made by Place 5 Casanova Jr., Seconded by Place 2 Gonzales.  
Voting Yea: Place 1 Escobedo, Place 2 Gonzales, Place 3 Munoz, Place 4 Gonzalez, Place 5 Casanova Jr.

- 5. Library Report March 2026 1. Monthly Report

Motion was made and seconded to acknowledge the Library Report.

Motion made by Place 5 Casanova Jr., Seconded by Place 2 Gonzales.  
Voting Yea: Place 1 Escobedo, Place 2 Gonzales, Place 3 Munoz, Place 4 Gonzalez, Place 5 Casanova Jr.

- 6. Fire Marshal's Report March 2026 1. Monthly Report

Motion was made and seconded to acknowledge the Fire Marshal Report.

Motion made by Place 5 Casanova Jr., Seconded by Place 2 Gonzales.  
Voting Yea: Place 1 Escobedo, Place 2 Gonzales, Place 3 Munoz, Place 4 Gonzalez, Place 5 Casanova Jr.

- 7. Fire Department Report March 2026 1. Monthly Report

Motion was made and seconded to acknowledge the Fire Department Report.

Motion made by Place 5 Casanova Jr., Seconded by Place 2 Gonzales.

Voting Yea: Place 1 Escobedo, Place 2 Gonzales, Place 3 Munoz, Place 4 Gonzalez, Place 5 Casanova Jr.

8. Senior Citizen Program Report March 2026 1. Monthly Report

Motion was made and seconded to acknowledge the Senior Citizen Program Report.

Motion made by Place 5 Casanova Jr., Seconded by Place 2 Gonzales.

Voting Yea: Place 1 Escobedo, Place 2 Gonzales, Place 3 Munoz, Place 4 Gonzalez, Place 5 Casanova Jr.

9. Community Development Corporation March 2026 1. Minutes 2. CDC Consultant Report.

Motion was made and seconded to acknowledge the Community Development Corporation Report.

Motion made by Place 5 Casanova Jr., Seconded by Place 2 Gonzales.

Voting Yea: Place 1 Escobedo, Place 2 Gonzales, Place 3 Munoz, Place 4 Gonzalez, Place 5 Casanova Jr.

10. Planning & Zoning Commission Report March 2026 1. Minutes

Motion was made and seconded to acknowledge the Planning and Zoning Commission Report.

Motion made by Place 5 Casanova Jr., Seconded by Place 2 Gonzales.

Voting Yea: Place 1 Escobedo, Place 2 Gonzales, Place 3 Munoz, Place 4 Gonzalez, Place 5 Casanova Jr.

11. Los Fresnos Education & Recreational Club-1. Quarterly Report

Motion was made and seconded to acknowledge the Los Fresnos Education & Recreational Club.

Motion made by Place 5 Casanova Jr., Seconded by Place 2 Gonzales.

Voting Yea: Place 1 Escobedo, Place 2 Gonzales, Place 3 Munoz, Place 4 Gonzalez, Place 5 Casanova Jr.

12. LFEMS 1. Quarterly report

Motion was made and seconded to acknowledge the LFEMS Quarterly Report.

Motion made by Place 5 Casanova Jr., Seconded by Place 2 Gonzales.

Voting Yea: Place 1 Escobedo, Place 2 Gonzales, Place 3 Munoz, Place 4 Gonzalez, Place 5 Casanova Jr.

**I. CLOSED SESSION**

- 1. Deliberation pursuant to Section 551.074, Title 5 of the Texas Government code, the Texas Open Meetings Act regarding the following: the appointment, employment, evaluation and duties of City Manager, Chief of Police, Public Works Director, Librarian, Finance Director, or City Secretary.

Mayor Pro-tem Escobedo recessed the meeting for closed session 6:35 p.m..

**J. OPEN SESSION**

- 1. Pursuant to Section 551.074, Title 5 of the Texas Government code, the Texas Open Meetings Act deliberation and possible action regarding the following:

The appointment, employment, evaluation and duties of City Manager, Chief of Police, Public Works Director, Librarian, Finance Director, or City Secretary.

The meeting was re-opened at 7:29 p.m.

No action was taken.

**K. ADJOURNMENT**

Mayor Pro-tem Albert Escobedo adjourned the meeting at 7:29 p.m.

\_\_\_\_\_  
Albert Escobedo, Committee Member

ATTEST:

\_\_\_\_\_  
Jacqueline Moya, City Secretary



# Special City Council Meeting Minutes

Tuesday, May 19, 2026 at 6:00 PM

City Hall – 520 East Ocean Blvd. Los Fresnos, TX 78566

<https://cityoflosfresnos.com/meetings>

NOTICE OF SAID MEETING IS HEREBY GIVEN BY THE CITY OF LOS FRESNOS PURSUANT TO CHAPTER 551, TITLE 5 OF THE TEXAS GOVERNMENT CODE, THE TEXAS OPEN MEETINGS ACT.

## A. CALL MEETING TO ORDER

Mayor Flores called the meeting to order 6:01 p.m.

## B. INVOCATION AND PLEDGE OF ALLEGIANCE

Mayor Flores gave the invocation and led the audience in the pledge of allegiance.

## C. VISITORS REMARKS

To speak, you must sign in with the City Secretary prior to the meeting. You have a limit of 5 minutes to speak.

Resident Gordon Cappon addressed the Council regarding the proposed Henderson Road project. He expressed concern over the wording of the agenda item, suggesting it be revised from “possible” to “future” to reflect a stronger commitment to the project. Mr. Cappon emphasized the importance of prioritizing major traffic corridors Highway 100, Whipple Road, and Henderson Road over interior street repairs, noting their higher daily usage by residents, visitors, commercial vehicles, and emergency services. He referenced past delays with roadway and bridge construction projects and urged the City to begin planning for the Henderson Road project promptly to avoid overlapping construction with other major routes, which could result in significant traffic congestion. He concluded by encouraging the Council to proceed with the project in an expeditious manner.

## D. PUBLIC HEARING

1. Public hearing to receive comments and related documentation from the public regarding possible improvements and reconstruction of Henderson Road.

Mayor opened the public hearing at 6:05 p.m.

It was noted for the record that a written comment had been submitted by Eliso Ruiz III on behalf of the Ruiz family and placed on file.

Resident James Keillor addressed the Council and expressed concern regarding time limitations for public comment but proceeded with his remarks. He thanked staff for recent progress on drainage and infrastructure coordination related to nearby subdivisions. Mr. Keillor identified several key concerns regarding Henderson Road, including intersection design at Old Alice Road, roadway width, drainage deficiencies, pedestrian safety, maintenance issues and the need for additional easements. He emphasized the importance of addressing long standing infrastructure issues concurrently with the road project to ensure long-term functionality.

Mr. Keillor also discussed proposed design considerations, including wider travel lanes, improved turning radii, designated pedestrian and bicycle areas, and sidewalk connectivity. He highlighted ongoing drainage challenges in the Valencia subdivision and surrounding areas and encouraged continued coordination with developers to mitigate flooding concerns.

Additionally, Mr. Keillor compared the Henderson Road project with the Whipple Road project,

noting differences in timelines, funding availability, and development potential. He presented an estimate of project costs and suggested that future residential growth along Henderson Road could generate sufficient tax revenue to offset project expenses over time. He encouraged the Council to view the project as an investment that would benefit the broader community.

Mr. Keillor concluded by expressing concern regarding the use of the term “possible” in project descriptions, stating it created uncertainty, and urged the Council to move forward with a clear commitment to the project. He offered his assistance and expertise to support planning efforts.

Resident Gladys Hopkins, addressed the Council and stated that while she is not an engineer, she believes improvements to Henderson Road are necessary. She emphasized the importance of initiating the project as soon as possible, acknowledging that completion would take time. Mrs. Hopkins urged the Council to move forward with planning and take the necessary steps to begin progress rather than delay further, stressing the need for action over continued discussion.

Resident George Laughlin addressed the Council and expressed concern that a presentation he submitted, which included photographs of Henderson Road conditions, was not displayed. He described significant roadway deterioration, including potholes and narrow travel lanes that require drivers to deviate from their lanes. Mr. Laughlin referenced past issues with the road’s limited width affecting large vehicles, including emergency apparatus, and noted the need to consider existing utilities, such as gas lines, in future reconstruction efforts. He concurred with previous speakers’ concerns and supported moving forward with improvements to the roadway.

Resident Angela Burton, addressed the Council and expressed concerns regarding safety along Henderson Road, particularly with existing traffic conditions involving school buses, pedestrians, and limited roadway capacity. She noted that increased residential development, including Falcon’s Landing, would significantly increase traffic volumes and further impact safety and accessibility for emergency services. Ms. Burton emphasized the importance of prioritizing improvements to Henderson Road to support continued growth and ensure adequate infrastructure. While acknowledging the challenges associated with City growth and competing needs, she highlighted the potential economic benefits of new development and stressed the need to invest in reliable infrastructure to support that growth.

Mayor Flores provided remarks acknowledging the community’s concerns and expressed appreciation for the public’s input and passion regarding Henderson Road. He noted the roadway’s importance to the community and affirmed that the Council is committed to carefully considering all feedback and addressing safety, traffic, and infrastructure needs. It was emphasized that while improvements will not occur immediately, the City is actively evaluating priorities across all streets based on identified needs and available funding. Mayor Flores stated that Henderson Road would be addressed as part of the City’s broader infrastructure planning process and assured residents that the issue is not being set aside but will be handled in a transparent and methodical manner.

Council member Andrew Gonzales who resides on Henderson Road acknowledged the concerns raised, noting strong support for the project while emphasizing that improvements will require time due to funding constraints and the complexity of coordinating infrastructure elements such as drainage and utility relocation. He stated that the public hearing provides an opportunity to begin addressing preliminary components of the project and to incorporate community feedback into future planning.

Council member Albert Escobedo acknowledged the need to balance Henderson Road improvements with other citywide infrastructure priorities, including roadway conditions and drainage issues. He emphasized reliance on staff and the City Manager for evaluating options, funding availability and project feasibility before proceeding.

Council member Leonel Casanova, speaking as a lifelong resident and local school district employee, expressed appreciation for community participation and emphasized the importance of addressing roadway conditions citywide, including Henderson Road, Whipple Road, and other streets. He highlighted concerns regarding student and pedestrian safety, particularly in areas with poor road conditions and high bus traffic. It was noted that while there is a strong desire to improve these roadways, the City must prioritize projects based on overall needs, including flooding and infrastructure issues across multiple neighborhoods. Mr. Casanova affirmed that public input is valued and will be considered in planning efforts, with the goal of addressing roadway improvements in a timely and responsible manner.

Council member Juan Munoz expressed appreciation to all attendees for their participation and input during the public hearing. He acknowledged the concerns presented and stated that while no excuses would be made regarding current conditions, the City is committed to addressing the issues as soon as feasible.

Mayor Flores closed the public hearing at 6:49 p.m.

**E. CLOSED SESSION**

1. Deliberation pursuant to Section 551.074, Title 5 of the Texas Government code, the Texas Open Meetings Act regarding the following: the appointment, employment, evaluation and duties of City Manager, Chief of Police, Public Works Director, Librarian, Finance Director, or City Secretary.

Mayor Flores recessed the meeting at 6:49 p.m.

**F. OPEN SESSION**

1. Pursuant to Section 551.074, Title 5 of the Texas Government code, the Texas Open Meetings Act deliberation and possible action regarding the following:

The appointment, employment, evaluation and duties of City Manager, Chief of Police, Public Works Director, Librarian, Finance Director, or City Secretary.

Mayor Flores opened the meeting at 6:49 p.m.

No action was taken.

**G. ADJOURNMENT**

Mayor Flores adjourned the meeting at 7:12 p.m.

## ACTION ITEM REPORT



**Item Title:** Consideration and ACTION to approve the Quarterly Investment Portfolio Report ended as of March 31, 2026.

**Recommendation:**

I recommend approval.



**Investment Portfolio Summary**  
For the Quarter Ended  
As of March 31, 2026

**Quarterly Investment Report  
Investment Officer's Certification  
For the Quarter Ended  
As of March 31, 2026**

This report is prepared for the City of Los Fresnos in accordance with Chapter 2256 of the Public Funds Investment Act (PFIA). Section 2256.03(a) of the PFIA states that "Not less than quarterly, the investment officer shall prepare and submit to the governing body of the entity a written report of the investment transactions for all funds covered by this chapter for the reporting period." This report, which covers the quarter ended March 31, 2026 is signed by the City of Los Fresnos Investment Officer and the Investment Committee members and includes the disclosures required in the PFIA.

The investment portfolio complied with the PFIA and the City of Los Fresnos' approved Investment Policy and Strategy throughout the quarter. All investment transactions made in the City's portfolio during this quarter were made on behalf of the City and were in full compliance with PFIA and the City's approved Investment Policy.

  
Pablo A. Garcia  
Investment Officer/Finance Director

  
Mark W. Milum  
City Manager/ Investment Committee

  
Alejandra Flores  
Mayor/Investment Committee

**Quarterly Investment Report  
Table of Contents  
For the Quarter Ended  
As of March 31, 2026**

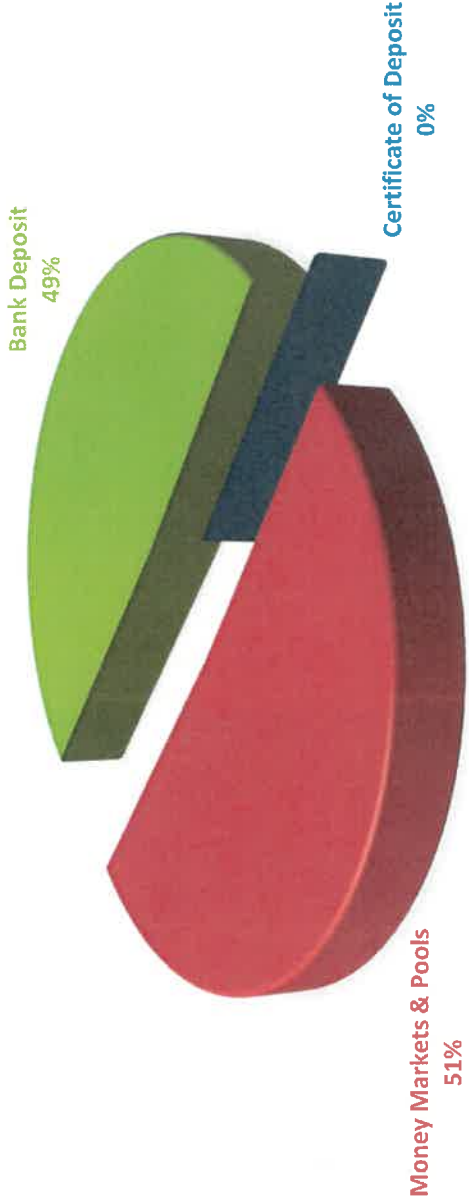
4	Detail of Security Holdings
5	Portfolio Summary
6	Yield Summary
7	Quarterly Asset Reconciliation
8	Purchase/Sale Maturity

**DETAIL OF SECURITY HOLDINGS**  
March 31, 2026

Security Description	Security CUSIP	Yield/ Coupon	Settlement Date	Maturity Date	Par Value	Purchase Price	Purchase Cost	Book Value	Market Price	Accrued Interest	Market Value	Days to Maturity	Yield to Maturity
General Fund													
<b>Lone Star Investment Pool-Emergency Reserve</b>	<b>First Public</b>	<b>3.802</b>											
FCB-General Fund (Operating)	FCB	0.250					2,397,508	2,397,508	100	-	2,396,780		3.802
FCB-Forfeited Property-Non Interest (PD Seizure Funds)	FCB	-					159,865	159,865	100	-	159,865		0.250
FCB-Forfeited Property (PD Seizure Funds)	FCB	0.250					14,522	14,522	100	-	14,522		0.250
FCB-Payroll	FCB	0.250					184,442	184,442	100	-	184,442		0.250
							2,756,337	2,756,337			2,755,609		
Water & Sewer Fund													
<b>Lone Star Investment Pool-Emergency Reserve</b>	<b>First Public</b>	<b>3.802</b>											
FCB-Water & Sewer (Operating)	FCB	0.250					670,024	670,024	100	-	669,821		3.802
FCB-Water & Sewer (Meter Deposits L)	FCB	0.250					943,188	943,188	100	-	943,188		0.250
FCB-W&S Rev Bonds S84-84A (L&S)	FCB	0.250					256,895	256,895	100	-	256,895		0.250
FCB-W&S Rev Bonds S84-84A (Reserved Funds)	FCB	0.250					262	262	100	-	262		0.250
FCB-Water & Sewer (Emergency Reserve)	FCB	0.250					92,400	92,400	100	-	92,400		0.250
FCB-Utility Expansion (Purchase Water Rights/Utility Improvements)	FCB	0.250					67	67	100	-	67		0.250
							3,868	3,868	100	-	3,868		0.250
							1,966,704	1,966,704			1,966,501		
Debt Service													
FCB-Debt Service (Bond Payments)	FCB	0.250					151,991	151,991	100	-	151,991		0.25
							151,991	151,991			151,991		
Capital Projects													
<b>Lone Star Investment Pool-ARPA Funds</b>	<b>First Public</b>	<b>3.802</b>											
FCB-2016CDBG Grant Contract 7216300 (Streets)	FCB	-					170,067	170,067	99	-	170,015		3.802
FCB-USDA (Water Distribution System Project)	FCB	-					-	-	100	-	-		-
FCB-Tax Increment Reinvestment Zones (TIRZ)	FCB	0.250					502,123	502,123	100	-	502,123		0.250
Child Safety Fee Credit	FCB	0.250					8,866	8,866	100	-	8,866		0.250
TWDB- DWSRF 2020	FCB	0.250					1,261	1,261	100	-	1,261		0.250
TWDB- CWSRF 2020	FCB	0.250					24,564	24,564	100	-	24,564		0.250
Park Dedication Fee	FCB	0.250					37,073	37,073	100	-	37,073		0.250
FCB-Coronavirus Relief Fund	FCB	0.250					4,779	4,779	100	-	4,779		0.250
TWDB- DRAINAGE PROJECT 2022	FCB	0.250					1,964	1,964	100	-	1,964		0.250
FCB-Opiod Abatement Fund	FCB	0.250					8,758	8,758	100	-	8,758		0.250
							759,671	759,671			759,405		
Community Development Corp													
FCB-CDC (Operating)	FCB	0.250					697,302	697,302	100	-	697,302		0.250
							697,302	697,302			697,302		
<b>TOTAL PORTFOLIO</b>							<b>\$ 6,332,005</b>	<b>\$ 6,332,005</b>	<b>\$ -</b>	<b>\$ -</b>	<b>\$ 6,330,808</b>		<b>0.250</b>

Section E, Item # 2.

**PORTFOLIO SUMMARY  
MARCH 31, 2026**



**YIELD SUMMARY**  
As of March 31, 2026

Security Description	Security CUSIP	Settlement Date	Maturity Date	Par Value	Market Value	Percent of Assets	Days to Maturity	Weighted Average Maturity	Yield to Maturity
<b>Bank Deposit</b>									
First Community Bank	FCB				3,094,192	49%			0.25
<b>Money Markets &amp; Pools</b>									
Lone Star Investments	First Public				3,236,616	51%			3.80
<b>Certificate of Deposit</b>									
First Community Bank	FCB			-	-	0%	-	-	-
<b>TOTAL PORTFOLIO</b>				\$ -	\$ 6,330,808	100%			4.05

MARKET VALUE ASSET RECONCILIATION  
FROM 01-01-2026 TO 03-31-2026

Security	Market Value 01-01-2026	Additions Purchases	Withdrawals Sales	Realized Gains	Unrealized Gains	Interest Gains	Market Value 03-31-2026
<b>Bank Deposit</b>							
First Community Bank	3,094,192	-	-	-	-	-	3,094,192
<b>Money Markets &amp; Pools</b>							
Lone Star Investments	4,218,425		(1,014,088)	-	-	33,888	3,238,225
<b>Certificate of Deposit</b>							
First Community Bank	-		-				-
<b>TOTAL PORTFOLIO</b>	<u>\$ 7,312,617</u>	<u>\$ -</u>	<u>\$ (1,014,088)</u>	<u>\$ -</u>	<u>\$ -</u>	<u>\$ 33,888</u>	<u>\$ 6,332,417</u>

**PURCHASE AND SALE MATURITY  
FROM 01-01-2026 TO 03-31-2026**

<b>Trade Date</b>	<b>Settlement Date</b>	<b>Quantity</b>	<b>Security</b>	<b>Unit Price</b>	<b>Amount</b>
-------------------	------------------------	-----------------	-----------------	-------------------	---------------

**PURCHASES**

---

**SALES/MATURITIES**

## ACTION ITEM REPORT



**Item Title:**

Consideration and action to approve revised Change Order No. 3 to the construction contract awarded to M.J.A. Construction, LLC under the Texas Department of Agriculture (TDA) CDBG Contract No. CDV23-0338.

**Recommendation:**

This is the last change order for the CDBG grant street project that covered, several blocks of West 9<sup>th</sup> Street and 1 block on West 7<sup>th</sup> Street, West 5<sup>th</sup> Street and West 1<sup>st</sup> Street. This is a credit in the overall amount which saves the City money and adds the appropriate days to the contract so it can be officially closed out. The construction is complete.

I recommend approval.



# Construction Contract Change Order

Section E, Item # 3.

Grant Recipient: City of Los Fresnos Select:  City  County  
Contract No.: CDV23-0338 Change Order No.: 3 Region: LRGVDC

Contractor:

M.J.A. Construction, LLC  
3100 Hackberry Ave.  
Mission, Texas 78574

Engineer:

Hanson Professional Services Inc.  
410 N. Ed Carey Dr. Ste. A1  
Harlingen, Texas 78550

Select Change Order Type(s):  Change to Existing Line Items  New Items Requested  Change in Contract Duration

Grant recipient is requesting Texas Department of Agriculture review to determine eligibility of change order expenses.

### Changes to Existing Line Items (Items from original bid or added in previous change order ONLY)

Bid Item #	Item Description	Original Qty.	Proposed Qty.	UOM	Unit Price	Δ Qty.	Change in Contract Price	+
4	Remove Existing Asphalt Surface	1,213	1,038	SY	\$4.76	-175	(\$833.00)	-
5	Scarify Base Material, Mix w/1% li	1,213	1,038	SY	\$6.96	-175	(\$1,218.00)	-
6	Prime Coat MC-30	243	208	GAL	\$9.00	-35	(\$315.00)	-
7	Install 2" Type D HMAc	1,213	1,038	SY	\$16.65	-175	(\$2,913.75)	-
8	Additional Crushed Limestone	1,213	1,038	SY	\$3.12	-175	(\$546.00)	-
9	Remove & Replace Curb & Gutter	706	606	LF	\$25.00	-100	(\$2,500.00)	-
11	Gravel Driveway Repair	121	57	SF	\$8.77	-64	(\$561.28)	-
14	Remove & Replace 5' Wide Concr	120	59	LF	\$45.00	-61	(\$2,745.00)	-
20	Remove & Replace Curb & Gutter	917	860	LF	\$25.00	-57	(\$1,425.00)	-
CO1	Concrete Apron	695	0	SF	\$12.85	-695	(\$8,930.75)	-
1.11	8" Waterline Adjustment	1	0	EA	\$8,500.00	-1	(\$8,500.00)	-
CO2	4" Waterline Adjustment	1	0	EA	\$4,500.00	-1	(\$4,500.00)	-
Contract Change Sub-Total:							(\$34,987.78)	

### New Items Requested (Items WITHOUT a unit price in the original bid)

Provide explanation below (attach separate documentation as appropriate). The Grant Recipient must demonstrate competitive pricing for new items.

Prices match original bid pricing.

Bid Item #	Item Description	Original Qty.	Proposed Qty.	UOM	Unit Price	Δ Qty.	Change in Contract Price	+
CO3	Traffic Control Plan		1	LS	\$500.00	1	\$500.00	-
CO3	Install 2" Type D HMAc	0	1,351	SY	\$16.65	1,351	\$22,494.15	-
CO3	Prime Coat MC-30	0	271	GAL	\$9.00	271	\$2,439.00	-
Contract New Item Sub-Total:							\$25,433.15	

### Change in Contract Duration

Provide explanation below (attach separate documentation as necessary).

The change order revises the contract by adding 172 calendar days to the contract time for the due to weather delays, construction delays, and closeout of project.

Original Contract End Date: 10/8/2025

Grant Recipient: City of Los Fresnos Contract No.: CDV23-0338 Change Order No.: 3

This form required as of September 1, 2020  
All previous versions no longer valid

Net change of previous Change Orders (days):

Increase/Decrease of this Change Order (days):

Change Order Contract End Date

Section E, Item # 3.

**Justification for Change**

	Increase	Decrease	No Change
1. Effect of this change on scope of work:	<input type="checkbox"/>	<input checked="" type="checkbox"/>	<input type="checkbox"/>
2. Effect on operation and maintenance costs:	<input type="checkbox"/>	<input type="checkbox"/>	<input checked="" type="checkbox"/>
	Yes	No	Not Applicable
3. Will this Change Order change the number of beneficiaries or TxCDBG contract Performance Statement Exhibit A?	<input type="checkbox"/>	<input type="checkbox"/>	<input checked="" type="checkbox"/>
4. Has this change created new circumstances or environmental conditions which may affect the project's impact, such as concealed or unexpected conditions discovered during actual construction?	<input type="checkbox"/>	<input checked="" type="checkbox"/>	<input type="checkbox"/>
5. Is the TCEQ clearance still valid?	<input type="checkbox"/>	<input type="checkbox"/>	<input checked="" type="checkbox"/>
6. Are other TxCDBG contractual special condition clearances still valid?	<input type="checkbox"/>	<input type="checkbox"/>	<input checked="" type="checkbox"/>
7. If new items are included that were not included in the competitive bid, have the prices been determined to be reasonable?	<input checked="" type="checkbox"/>	<input type="checkbox"/>	<input type="checkbox"/>

## Change Order Summary

Section E, Item # 3.


Original Contract Price:	\$363,648.60	Original Contract End Date:	10/8/2025
Net Previous Change Order(s):	\$89,345.25	Net change of previous Change Orders (days):	124
This Net Change Order:	(\$9,554.63)	Increase/Decrease of this Change Order (days):	172
New Contract Price:	\$443,439.22	Change Order Contract End Date	7/31/2026
Cumulative % Change:	21.942%		

**NOTE:** Change orders for an increase of more than 25% will be rejected. The State of Texas considers a change in the construction contract price of greater than 25% to be non-competitive, as other potential bidders did not have the opportunity to bid on the true scope of the project during the procurement process. Grant Recipient must rebid project in the event of an increase greater than 25%.

### Grant Recipient Approval (REQUIRED)

Authorized Signature	Date
Alejandro Flores - Mayor Authorized Signatory's Name and Title	

### Engineer's Recommendation

 Engineer's Signature	06/02/26 Date
Paolina Vega, P.E. Engineer's Name	

### Contractor's Authorization

Contractor's Signature	Date
Sonya Gonzalez Contractor's Name and Title	

To receive an email copy of the TDA response, provide contact information below

Name	Email	+
		-

### For TDA office use only

This Net Change Order:	(\$9,554.63)	Increase/decrease of this Change Order (days):	172
Net Change Order Approved:		Increase/decrease of this Change Order Approved:	
Approved Contract Amount:		Approved Contract Time:	

Notes:

Contract Specialist Signature	Date

Director Signature (optional)

Date

## ACTION ITEM REPORT



**Item Title:** Consideration and ACTION to authorize the City Manager to dispose of surplus items.

**Recommendation:**

These vehicles were part of the 2025-2026 budget replacement vehicles. The new vehicles have arrived so these need to be considered surplus and no longer needed. Enterprise Fleet will sell these at their auction and will be credited against our 2026-2027 vehicle needs. Three of the vehicles are 2016-year model vehicles with high mileage. The 2019-year model vehicle is 7 year old and has high mileage. The 2020-year model vehicle is 6 years old but has had lot of repairs already so it is best to get rid of the maintenance drain since the sales value is still pretty good.

I recommend approval.

SURPLUS JUNE 2026

Police	PD-163	27WPTW	2016	Dodge	Journey	HMB-3231	3C4PDCAB5GT238959
Police	PD-166	27WPTZ	2016	Nissan	Sentra	SBN9242	3N1AB7AP9GL646270
Police	PD-192	27WPV5	2019	Ford	F-150 Pickup (E)	LHW-0869	1FTEW1C54KKC16376
Police	PD-202	27WPV6	2020	Chevrolet	Tahoe	MRD-9606	1GNLCDKC7LR116855
Environmental	EV-162	27WPTX	2016	Ford	F-150 Super Cab 4X4	134-6678	1FTEW1EF7GKF34022

**ACTION ITEM REPORT**

**Item Title:** Consideration and ACTION to approve the CDC approval of increasing in the assistance to infrastructure improvements at State Highway 100 and FM 1575.

**Recommendation:**

This was considered by the CDC Board on Monday June 1.

In January 2026, the CDC Board approved to provide assistance in the amount of \$129,375 to Coastal King in bringing water and wastewater to the site of the southwest corner of State Highway 100 and FM 1575. The Council approved this in January 2026 as well. The area is serviced by Olmito Water Supply. When that was approved, the approval was in a best case scenario if the sewer line was shallow and with the idea Olmito had shared that there was no need to do anything with the water since water was along the front of the property.

The final plans have been made and the sewer line has to be deeper than anticipated which requires dewatering and shoring that costs extra. Additionally, Olmito Water Supply is requiring the water line be extended along the east side of the property from Highway 100 to south of the irrigation canal, including going under the irrigation canal. This also adds to the expense. The new cost is \$297,000 or an additional \$167,625. This property will serve 3 commercial properties, a Wendy's, Stripes and another yet to be determined business.

The CDC approved to fund the additional costs at 50% or \$83,812.50. The total assistance for this infrastructure would now be \$213,187.50. Coastal King, Wendy's would be responsible for \$83,812.50.

I recommend approval of the CDC Board action.

## ACTION ITEM REPORT



**Item Title:** Consideration and ACTION to approve the CDC action to provide funding for a new fence along the west side of Community Park

**Recommendation:**

This was approved by the CDC Board on Monday June 1.

Through the years, this fence along the east side of Community Park has taken a toll. Currently there are gates in the front near Highway 100 and towards the beginning of the fields. This was assumed to be sufficient. However, people regularly jump over in the middle instead of going to each end, causing problems with the fence. The contractor took down part of the fence for access during construction. Going forward, we feel a large gate is needed to deliver supplies to the concession stand. Additionally, we will put a small walk through gate in the middle so folks will utilize the gate instead of jumping over the fence. The cost is \$8,000.

I recommend approval.

## ACTION ITEM REPORT



**Item Title:** Consideration and ACTION to excuse the absence of Pedro Maldonado from the May 4, 2026 CDC meeting.

**Recommendation:**  
Pedro Maldonado began serving in February 2022. Pedro has made 42 of 51 meetings or 82%.

## ACTION ITEM REPORT



**Item Title:** Consideration and ACTION to excuse the absence of Alejandro Flores from the May 12, 2026 regular meeting.

**Recommendation:**

Alejandro Flores began serving in November 2020. Alejandro has made 98 of 100 meetings or 98%.

## ACTION ITEM REPORT



**Item Title:** Consideration and ACTION to excuse the absence of Luis Gonzalez from the May 19, 2026 special meeting.

**Recommendation:**

Luis Gonzalez began serving in November 2021. Luis has made 64 of 81 meetings or 79%.

**ACTION ITEM REPORT****Item Title:**

Consideration and action to approve the first reading of Ordinance No. 577, annexing a 29.229-acre tract of land out of Tract 45, Subdivision "F" of the Paredes Tract Subdivision in Share 19, Espiritu Santo Grant, Cameron County, Texas. Said 29.229-acre tract is also part of a 747.21-acre tract described in a deed recorded in Volume 22333, Page 291 of the Official Records of Cameron County, Texas; said property being located on the southeast side of the City of Los Fresnos and extending the City's corporate limits.

**Recommendation:**

This request for annexation is part of the Feather Ridge development south and east of the city hall. This is for phase 5 & 6 which is located directly behind the Rodeo grounds. The area will continue to be developed with single family homes like the prior phases. If approved for annexation, the engineer for the developer will provide the plans for the development to be submitted to the Planning & Zoning Commission and then ultimately the City Council. The developer will pay for the extension of water, wastewater, drainage, streets, etc., as required by city ordinance.

I recommend approval.

**ORDINANCE NO.**

**AN ORDINANCE ANNEXING HEREINAFTER DESCRIBED TERRITORY TO THE CITY OF LOS FRESNOS, TEXAS, CAMERON COUNTY AND EXTENDING THE BOUNDARY LIMITS OF SAID CITY SO AS TO INCLUDE SAID HEREINAFTER DESCRIBED PROPERTY WITHIN THE CITY LIMITS, AND ZONING THE PROPERTY AMENDING THE OFFICIAL ZONING MAP TO REFLECT THE NEW ZONING; AND GRANTING TO ALL THE INHABITANTS OF SAID PROPERTY ALL THE RIGHTS AND PRIVILEGES OF OTHER CITIZENS AND BINDING SAID INHABITANTS BY ALL OF THE ACTS, ORDINANCES, RESOLUTIONS, AND REGULATIONS OF SAID CITY; AND ADOPTING A SERVICE PLAN.**

This ordinance was introduced and submitted to the City Council for passage and adoption after the second reading of the Ordinance. After presentation and discussion of the Ordinance, a motion was made by \_\_\_\_\_ that the Ordinance be finally passed and adopted in accordance with the City’s Home Rule Charter. The motion was seconded by \_\_\_\_\_ and carried by the following voted:

Mayor Alejandro Flores	___ For ___ Against ___ Abstained
Mayor Pro-tem Alberto Escobedo	___ For ___ Against ___ Abstained
Councilmember Andrew Gonzales	___ For ___ Against ___ Abstained
Councilmember Juan Munoz	___ For ___ Against ___ Abstained
Councilmember Luis Gonzalez	___ For ___ Against ___ Abstained
Councilmember Leonel Casanova Jr.	___ For ___ Against ___ Abstained

**WHEREAS**, Chapter 43 of the Texas Local Government Code and Article I of the City Charter of the City of Los Fresnos, Texas, an incorporated city, authorizes the annexation of territory, subject to the laws of this state.

**WHEREAS**, the procedures prescribed by the Texas Local Government Code and City Charter of the City of Los Fresnos, Texas, and the laws of this state have been duly followed with respect to the following described territory, to wit:

(see attached legal description exhibit “A”)

**NOW THEREFORE, BE IT ORDAINED BY THE CITY COUNCIL OF THE CITY OF LOS FRESNOS, TEXAS:**

**SECTION 1.** That the heretofore described property is hereby annexed to the City of Los Fresnos, Cameron County, Texas, and that the boundary limits of the City of Los Fresnos be and the same are hereby extended to include the above described territory within the city limits of the City of Los Fresnos, and the same shall hereafter be included within the territorial limits of said city, and the inhabitants thereof shall hereafter be entitled to all the right and privileges of other citizens of the City of Los Fresnos and they shall be bound by the acts, ordinances, resolutions, and regulations of said city.

SECTION 2. A service plan for the area is hereby adopted and attached as exhibit “B”.

SECTION 3. In accordance with Ordinance 235, Section 3, Sub-section 3.0 official Zoning Map, the area set forth and described by metes and bounds Exhibit “A”, attached hereto, and incorporated by reference as if set for verbatim shall be zoned as R-1 Single Family District.

SECTION 4. That the City Secretary is hereby directed to file with the County Clerk and other appropriate officials and agencies, as required by state and federal law and city annexation procedures, certified copies of this Ordinance.

SECTION 5. This Ordinance shall become effective upon passage and publication of the caption of this ordinance as required by the City Charter and State law.

INTRODUCED AND APPROVED on the first reading this \_\_\_\_ day of \_\_\_\_\_, 2026.

APPROVED AND PASSED on the second reading this \_\_\_\_ day of \_\_\_\_\_, 2026.

\_\_\_\_\_  
Mayor, Alejandro Flores

ATTEST:

\_\_\_\_\_  
City Secretary, Jacqueline Moya

**PETITION REQUESTING ANNEXATION BY AREA LANDOWNERS**

TO THE MAYOR OF THE GOVERNING BODY OF LOS FRESNOS, TEXAS:

The undersigned owners of the hereinafter described tract of land, which is vacant and without residents, or on which fewer than three qualified voters reside, hereby waive the requirement to be offered a development agreement pursuant to Section 43.016, and petition your honorable Body to extend the present city limits so as to include as part of the City of Los Fresnos, Texas, the following described territory, to wit:

**METES AND BOUNDS DESCRIPTION**

A 29.229 Acre Tract of land out of Tract 45, Subdivision "F" of Paredes Tract Subdivision in Share 19, Espiritu Santo Grant, Cameron County, Texas; Said 29.229 Acre Tract also being out of a certain 747.21 Acre Tract of land described in Deed recorded in Volume 22333, Page 291 of the Official Records of Cameron County Texas; said 29.229 Acre Tract being more particularly described by metes and bounds as follows:

**COMMENCING**, at Concrete Monument with yellow plastic cap stamped "M&R, INC." found, on the West right-of-way line of Veterans Memorial Drive for the Westernmost Southwest corner of Feather Ridge Subdivision Phase Three (Recorded as Documents 2022-14488, 2022-14489 and 2022-14490 in the Map Records of Cameron County, Texas), and the **POINT OF BEGINNING** of the tract herein described;

**THENCE**, South 85 Deg. 09 Min. East, along a South line of Feather Ridge Subdivision, Phase Three, passing the East right of way line of Veterans Memorial Drive, and continuing a total distance of 201.05 feet to a concrete monument with a one half inch iron pin with yellow plastic cap stamped "M&R, INC", found at the Northwest corner of Lot 1, Block 12, Feather Ridge Subdivision, Phase Four (Recorded as Documents No. 2022-14485, 2022-14486 and 2022-14487 in the Map Records of Cameron County, Texas), for the Northeast corner of this tract;

**THENCE**, South 04 Deg. 51 Min. West, along a West line of Feather Ridge Subdivision, Phase Four, a distance of 76.14 feet to a one half inch iron pin with yellow plastic cap stamped "M&R, INC" found at the Southwest corner of Lot 1, Block 12, Feather Ridge Subdivision, Phase Four, for a corner of this tract;

**THENCE**, South 05 Deg. 36 Min. 59 Sec. East, along a West line of Feather Ridge Subdivision, Phase Four, a distance of 140.33 feet to a one half inch iron pin with yellow plastic cap stamped "M&R, INC" found at the Northwest corner of Lot 4, Block 12, Feather Ridge Subdivision, Phase Four, for a corner of this tract;

**THENCE**, South 04 Deg. 51 Min. West, along a West line of Feather Ridge Subdivision, Phase Four, at a distance of 424.11, passing the southwest corner of said subdivision, and continuing a total distance of 499.11 feet to a point on the South line of Tract 45 and a 75.00 feet wide drainage easement in favor of Cameron County Drainage District No. 1, Recorded in Volume 1419, Page 161, Official Records of Cameron County Texas, for the Southeast corner of this tract;


**THENCE**, North 85 Deg. 35 Min. West, along the South line of said Tract 45 and said 75.00 feet wide drainage easement, a distance of 1828.03 feet, to a point on the West line of said 75.00 feet wide drainage easement, for the Southwest corner of Tract 45 and of this tract;

**THENCE**, North 04 Deg. 22 Min East, along the West line of said Tract 45 and of said 75.00 feet wide drainage easement, a distance of 695.00 feet, to the Southwest corner of a certain 12.319 Acre Tract recorded in Document No. 2020-19386 O.R.C.C.Tx., for the Northwest corner of this this tract;

**THENCE**, South 85 Deg. 35 Min. East, along the South line of said 12.319 Acre Tract, a distance of 1,599.25 feet for a corner of this tract and the beginning of a curve to the left;

**THENCE**, in a Northeasterly direction along said curve, having a radius of 210.00 feet and a chord bearing North 26 Deg. 53 Min. 03 Sec East , a distance of 21.58 feet, an arc distance of 21.59 feet to the **POINT OF BEGINNING**;

**CONTAINING** 29.229 Acres of land, more or less.



*James E. Rose*  
4/29/26

I certify that the above described tract of land is contiguous and adjacent to the City of Los Fresnos, Texas, and that this petition is signed and duly acknowledged by each and every person having an interest in said land.

LAND OWNER

Ocelot Development, LLC, a Texas limited liability company

By: HMHFL Lakes, LLC

A member of Ocelot Development, LLC

Signed:

*[Handwritten Signature]*

Alfon Holand, Member of HMHFL Lakes, LLC

Date:

4/30/26

THE STATE OF TEXAS

COUNTY OF Hidalgo

BEFORE ME, the undersigned authority, on this day personally appeared Alfon Holand, known to me to be the person whose name is subscribed to the foregoing instrument and each acknowledged to me that he executed the same for the purposes and consideration therein expressed.


Given under my hand and seal of office, this 30<sup>th</sup> day of April, 2026.

*[Handwritten Signature]*

Notary Public in and for

Hidalgo

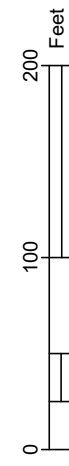
County, Texas.



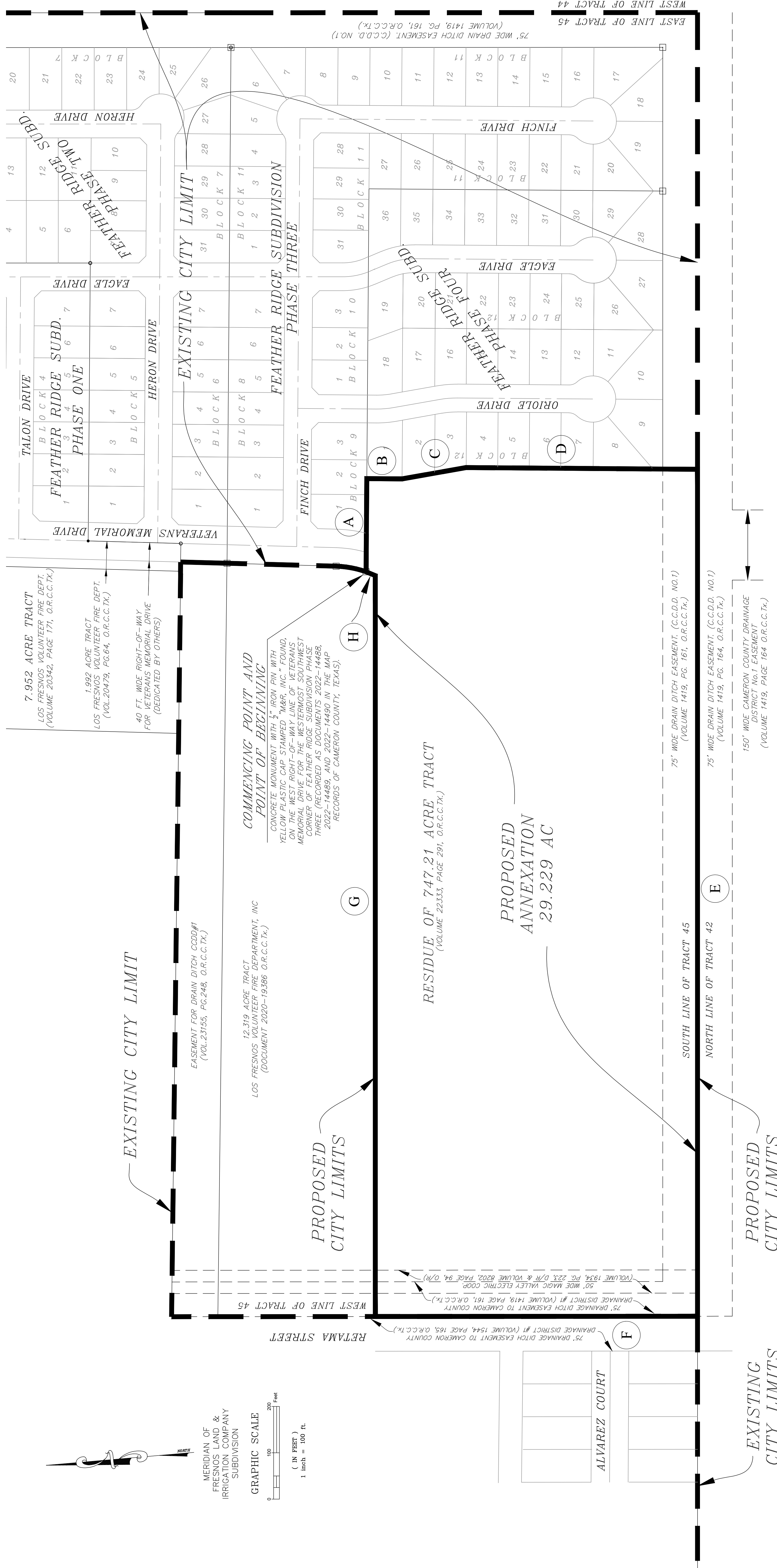


MERIDIAN OF  
FRESNOS LAND &  
IRRIGATION COMPANY  
SUBDIVISION

GRAPHIC SCALE



( IN FEET )  
1 inch = 100 ft.



LINE TABLE FOR  
ANNEXATION BOUNDARY

BEARINGS	DISTANCE
A S85°09'00"E	201.05'
B S04°51'00"W	76.14'
C S05°36'59"E	140.33'
D S04°51'00"W	499.11'
E N85°35'00"W	1828.03'
F N04°22'00"W	695.00'
G S85°35'00"E	1599.25'
H R=210.00', (CHORD N26°53'03"E, DISTANCE 21.58') ARC DISTANCE 21.59'	

MAP SHOWING REQUESTED ANNEXATION  
TO THE CITY OF LOS FRESNOS, TEXAS

A 29.229 ACRE TRACT OF LAND OUT OF TRACT 45, SUBDIVISION "F" OF PAREDES TRACT SUBDIVISION IN SHARE 19, ESPIRITU SANTO GRANT, CAMERON COUNTY, TEXAS; SAID 29.229 ACRE TRACT ALSO BEING OUT OF A CERTAIN 747.21 ACRE TRACT OF LAND DESCRIBED IN DEED RECORDED IN VOLUME 22333, PAGE 291 OF THE OFFICIAL RECORDS OF CAMERON COUNTY, TEXAS.

PREPARED FOR: OCELOT DEVELOPMENT, LLC  
DATE: APRIL 29, 2026

Mejia & Rose, Incorporated

Engineering

Surveying

T.B.P.S. Reg. No. F-2670 T.B.P.L.S. Reg. No. 10023900  
1643 West Price Road (956) 544-3022

P.O. Box 3761 Brownsville, Texas 78520  
Fax (956) 544-3068

CITY OF LOS FRESNOS  
2026 MUNICIPAL SERVICE PLAN  
FEATHER RIDGE PHASE V & VI

### INTRODUCTION

This Service Plan is adopted in accordance with Texas Local Government Code §43.056.

The City of Los Fresnos will provide municipal services to the annexed area at a level comparable to services provided to similar areas within the City. Services will begin on the effective date of annexation and will be fully implemented within 2.5 years.

Where necessary, the City will extend or cause to be extended public improvements to ensure the provision of municipal services in accordance with this plan and applicable ordinances.

### BUILDING INSPECTION

Existing Services: Minimal services provide by Cameron County

Services to be Provided: Building Inspection will be provided by the City of Los Fresnos upon annexation. This includes issuing building, electrical and plumbing permits for any new construction and all remodeling activities as well as enforcing all other applicable codes which regulate building construction within the City of Los Fresnos. This also includes set back, parking and sign requirements. The current city staff is adequate to cover these services.

### EMERGENCY MEDICAL SERVICES

Existing Services: Emergency medical services are provided by the Los Fresnos Ambulance Service through the Cameron County Emergency Services District.

Services to be Provided: The Los Fresnos Ambulance Service currently provides emergency medical services to the City of Los Fresnos. The Los Fresnos Ambulance Service will continue to provide emergency medical services to the area upon annexation. Current contract amounts are sufficient at this time. Adjustments will be made to funding in future years as needed. The Los Fresnos Ambulance Service has adequate equipment and personnel to serve the area.

### ENVIRONMENTAL SERVICES/CODE ENFORCEMENT/HEALTH

Existing Services: Minimal services through Cameron County Health Department

Services to be Provided: Environmental services will be provided by the Los Fresnos Police Department upon annexation. Some of the items included are weeded or rubbish lots, abandoned or junked vehicles, animal control, garage sales, loud music, food service permitting and health regulations. This also includes the regulation of certain types of businesses. The City provides regular mosquito control as needed. The

Police Department currently has two full time Environmental Services Officers which is more than adequate to serve this area

FIRE

Existing Services: Fire services are provided by the Los Fresnos Volunteer Fire Department through the Cameron County Emergency Services District.

Services to be Provided: The Los Fresnos Volunteer Fire Department currently provides fire services to the City of Los Fresnos. The Los Fresnos Volunteer Fire Department will continue to provide fire services to the area upon annexation. Current contract amounts are sufficient at this time. Adjustments will be made to funding in future years as needed. The Los Fresnos Volunteer Fire Department has more than adequate equipment and personnel to serve the area.

LIBRARY

Existing Services: None

Services to be Provided: The Ethel L. Whipple Memorial Library will provide free library services to anyone residing in the area upon annexation. Some of these services include books, E books, DVD's, internet access and reading programs. Other services that require fees are faxes, copies and computer print outs. These services can be provided within the current budget appropriation.

MAIL BOX CLUSTERS

Existing Services: None

Services to be Provided: United States mail delivery inside the city limits is required to be combined into a location or several locations with large developments utilizing cluster boxes. The developer will provide and install the cluster boxes as part of the development. Location of the cluster boxes will be agreed upon by the developer and City.

PLANNING AND ZONING

Existing Services: None

Services to be Provided: The Planning and Zoning Commission's responsibility for regulating development and land use through the administration of the City of Los Fresnos Zoning Ordinance will extend to this area upon annexation. The property will continue to be regulated under the requirements of the City of Los Fresnos Subdivision Ordinance. These services can be provided within the current budget.

POLICE

Existing Services: Cameron County Sheriff's Department

Services to be Provided: The City of Los Fresnos will extend regular and routine patrols as well as investigative services to the area upon annexation. The Command Staff, Investigative Services, Communications Staff as well as the Patrol Division are adequate to serve the annexed area.

SANITARY SEWER SERVICE

Existing Services: None

Services to be Provided: Sanitary sewer service to the area of proposed annexation will be provided by the City of Los Fresnos. The service will be provided in accordance with applicable codes and departmental policy. When additional property develops in the adjacent areas, sanitary sewer service shall be provided in accordance with the present extension ordinance. Extension of service shall comply with applicable codes and ordinances. Developers will provide sanitary sewer service at their own expense and will be inspected by the City Engineers and the City staff at the time of completion. The sanitary sewer service will be maintained by the City and ownership transferred to the City of Los Fresnos when the final plat is filed.

SOLID WASTE SERVICES

Existing Services: Republic Services provides solid waste services to the unincorporated areas of Cameron County.

Services to be Provided: The City of Los Fresnos will provide solid waste services to the area upon annexation through its existing contract with Republic Services. Service shall comply with existing City policies, beginning with occupancy of structures. Customers with existing contracts will be allowed to continue with their current contract and service until each contract expires. Republic Services, in negotiation with the City of Los Fresnos will determine the collection days (most likely Wednesday). Billing will be by the City of Los Fresnos.

STORM WATER MANAGEMENT

Existing Services: Cameron County Drainage District Number 1 provides storm water management within the area.

Services to be Provided: Cameron County Drainage District Number 1 will continue to provide storm water management along with the City of Los Fresnos upon annexation. Developers will provide storm water drainage at their own expense and will be inspected by the Engineers of the Drainage District and the City at the time of completion. Depending on each instance, the Drainage District or the City will maintain the drainage.

STREET

Existing Services: Texas Department of Transportation & Privately Owned.

Services to be Provided: The Texas Department of Transportation will continue to provide street services to those under their care. The streets added as part of the development will be maintained by the City and ownership transferred to the City of Los Fresnos when the final plat is filed.

STREET LIGHTING

Existing Services: None

Services to be Provided: The City of Los Fresnos will coordinate any request for improved street lighting with American Electric Power in accordance with standard policy. Street lighting will be required as part of development as the developer's responsibility. The City will assume this service once the development is complete.

TRAFFIC ENGINEERING

Existing Services: None

Services to be Provided: The City of Los Fresnos will provide traffic engineering and control upon annexation. This service can be provided within the current budget appropriation.

WATER SERVICE

Existing Services: The City of Los Fresnos provides water service to this area.

Services to be Provided: Water service to the area of proposed annexation will continue to be served by the City of Los Fresnos. The service will be provided in accordance with applicable codes and departmental policy. When additional property develops in the adjacent areas, water service shall be provided in accordance with the present extension ordinance. Extension of service shall comply with applicable codes and ordinances. Developers will provide water service at their own expense and will be inspected by the City Engineers and the City staff at the time of completion. The water service will be maintained by the City and ownership transferred to the City of Los Fresnos when the final plat is filed.

MISCELLANEOUS

All other applicable municipal services will be provided to the area in accordance with the City of Los Fresnos' established policies governing extension of municipal services to newly annexed areas.

\_\_\_\_\_  
Property Owner Name

\_\_\_\_\_  
City of Los Fresnos

\_\_\_\_\_  
Signature

\_\_\_\_\_  
Signature

\_\_\_\_\_  
Date

\_\_\_\_\_  
Date

**ACTION ITEM REPORT**

**Item Title:** Consideration and ACTION to authorize Hanson Professional Services to provide plans, bidding and construction oversight to upgrade the roadside ditches along Henderson Road with the new 80 feet right of way from the Railroad to the east Resaca crossing.

**Recommendation:**

With the development of 2 subdivisions in this area, it is important to have the roadside ditch in the proper place when the 4 entrances to the subdivisions are done so we do not have to redo them when the road is upgraded. Regardless of what is done to the road, the roadside ditch will be as close to the property lines as possible. This will require us moving the current drain pipes at each home that is currently there and redoing their driveway. It would require power poles to be moved as well. Unfortunately, there are many since both AEP and Magic Valley serve this area. The good part is that the south side currently does not have any official entrances or driveways. This will allow the developer to take care of the roadside ditch on the south side saving the City money. Doing this now will save a lot of money in the future.

I recommend approval.

## ACTION ITEM REPORT



**Item Title:** Consideration and ACTION to review proposed priorities, price estimates and funding for street repairs.

**Recommendation:**

At the meeting I will provide the estimates made by Hanson Professional Services possible funding sources.

**ACTION ITEM REPORT****Item Title:**

Consideration and ACTION to approve the first reading of an ordinance of the City of Los Fresnos, Texas, prohibiting outdoor burning within the city limits; providing limited exceptions consistent with Texas Commission on Environmental Quality (TCEQ) regulations; incorporating state law authority; establishing a permit process; providing for automatic amendment; providing penalties; and providing for severability and effective date.

**Recommendation:**

We have always followed TCEQ regulations and Texas laws on burning in the City. It is better to have specific language for the city along with a process and form. Staff has combined this information into a city ordinance so it is very clear. Burning can only occur for Agricultural, Land Clearing, Emergency or Public Safety, TCEQ Authorized Burns, or special instances that otherwise are not listed. Exempt burns include recreational cooking fires and firefighter training. This has been reviewed by the City Fire Marshal and the Fire Chief.

I recommend approval.

**ORDINANCE NO. 578**

**AN ORDINANCE OF THE CITY OF LOS FRESNOS, TEXAS, PROHIBITING OUTDOOR BURNING WITHIN THE CITY LIMITS; PROVIDING LIMITED EXCEPTIONS CONSISTENT WITH TEXAS COMMISSION ON ENVIRONMENTAL QUALITY (TCEQ) REGULATIONS; INCORPORATING STATE LAW AUTHORITY; ESTABLISHING A PERMIT PROCESS; PROVIDING FOR AUTOMATIC AMENDMENT; PROVIDING PENALTIES; AND PROVIDING FOR SEVERABILITY AND EFFECTIVE DATE.**

This ordinance was introduced and submitted to the City Council for passage and adoption after the second reading of the Ordinance. After presentation and discussion of the Ordinance, a motion was made by \_\_\_\_\_ that the Ordinance be finally passed and adopted in accordance with the City’s Home Rule Charter. The motion was seconded by \_\_\_\_\_ and carried by the following voted:

Mayor Alejandro Flores	___ For ___ Against ___ Abstained
Mayor Pro-tem Alberto Escobedo	___ For ___ Against ___ Abstained
Councilmember Andrew Gonzales	___ For ___ Against ___ Abstained
Councilmember Juan Munoz	___ For ___ Against ___ Abstained
Councilmember Luis Gonzalez	___ For ___ Against ___ Abstained
Councilmember Leonel Casanova Jr.	___ For ___ Against ___ Abstained

**WHEREAS**, The City Council of the City of Los Fresnos finds that uncontrolled outdoor burning poses risks to public health, safety, and welfare; and

**WHEREAS**, the Texas Commission on Environmental Quality (TCEQ) regulates outdoor burning pursuant to Title 30, Texas Administrative Code, Chapter 111, which generally prohibits outdoor burning except in limited circumstances; and

**WHEREAS**, municipalities are authorized to regulate and control outdoor burning under the Texas Clean Air Act (Texas Health and Safety Code Chapter 382), Texas Local Government Code Chapter 352, and Texas Government Code §419.021;

**NOW, THEREFORE, BE IT ORDAINED BY THE CITY COUNCIL OF THE CITY OF LOS FRESNOS, TEXAS:**

**SECTION 1. AUTHORITY**

This ordinance is adopted pursuant to:

- Texas Health and Safety Code, Chapter 382 (Texas Clean Air Act), Subchapter E
- Texas Local Government Code, Chapter 352, Subchapter D
- Texas Government Code §419.021
- 30 Texas Administrative Code, Chapter 111

## SECTION 2. DEFINITIONS

All terms shall have the meanings assigned in:

- 30 Texas Administrative Code, Chapter 111; and
- Texas Government Code §419.021, where applicable.

## SECTION 3. GENERAL PROHIBITION

A. It shall be unlawful for any person to cause, permit, allow, or conduct outdoor burning within the corporate limits of the City of Los Fresnos.

B. Outdoor burning is prohibited except as expressly allowed by this ordinance and applicable state law.

## SECTION 4. LIMITED EXCEPTIONS

Outdoor burning may occur only when:

1. Allowed by this ordinance;
2. Authorized under TCEQ regulations; and
3. Conducted pursuant to an approved permit issued under this ordinance when required.

Permitted categories include:

### Recreational and Cooking Fires

Allowed for recreation, ceremony, cooking, or warmth, provided only approved materials are burned.

### Firefighter Training

Allowed when conducted in compliance with TCEQ rules and applicable fire protection standards.

### Emergency or Public Safety Burning

Allowed when necessary to mitigate an imminent threat to public health or safety and when authorized by the appropriate authority.

### TCEQ-Authorized Burning

Allowed only when expressly authorized by TCEQ and compliant with all applicable requirements.

## SECTION 5. PERMIT REQUIRED FOR AUTHORIZED BURNS

### A. Permit Required

Except for small recreational or cooking fires as described in Section 4(A), any outdoor burning permitted under this ordinance shall require a permit issued by the City.

### B. Application Submission

1. A written permit application shall be submitted to the City Secretary's Office.
2. The application shall include, at a minimum:
  - Name and contact information of the applicant

- Location of the proposed burn
- Type and purpose of the burn
- Materials to be burned
- Proposed date(s) and time(s) of burning
- Documentation of any required TCEQ authorization, if applicable

#### C. Fire Marshal Review and Approval

1. All permit applications shall be reviewed by the City Fire Marshal or designee.
2. The Fire Marshal shall approve, approve with conditions, or deny the application based on:
  - Compliance with TCEQ regulations
  - Weather conditions and fire risk
  - Proximity to structures or sensitive receptors
  - Availability of fire protection resources
  - Overall public safety considerations

#### D. Conditions of Permit

The Fire Marshal may impose conditions including, but not limited to:

- Specific burn times
- Required fire suppression equipment
- On-site supervision requirements
- Notification of fire department personnel

#### E. Revocation

Any permit may be suspended or revoked at any time by the Fire Marshal if:

- Conditions become unsafe
- Permit conditions are violated
- Burn bans or emergency conditions arise

#### F. No Permit Section Override

Issuance of a permit does not relieve the applicant from complying with all applicable TCEQ rules and state laws.

### **SECTION 6. PROHIBITED MATERIALS**

The burning of the following is strictly prohibited:

- Plastics
- Rubber or tires
- Treated lumber
- Construction debris
- Hazardous or chemical waste

**SECTION 7. COMPLIANCE WITH STATE LAW**

All burning must comply with:

- Texas Health and Safety Code Chapter 382
- Texas Local Government Code Chapter 352
- Texas Government Code §419.021
- 30 TAC Chapter 111

**SECTION 8. AUTOMATIC ADOPTION**

All referenced TCEQ rules and state statutes shall automatically include any future amendments without further action by the City Council.

**SECTION 9. STRICTER LOCAL CONTROL**

This ordinance imposes stricter local regulations. Compliance with TCEQ regulations alone does not authorize outdoor burning within the City.

**SECTION 10. ENFORCEMENT AND PENALTIES**

- A. Any violation constitutes a misdemeanor offense.
- B. Any person violating any provision of this ordinance shall, upon conviction, be fined in an amount not to exceed \$500.00, unless a higher maximum penalty is authorized by state law.
- C. Each day a violation continues constitutes a separate offense.

**SECTION 11. SEVERABILITY**

If any provision is held invalid, such invalidity shall not affect the remaining provisions.

**SECTION 12. REPEALER**

All conflicting ordinances are hereby repealed to the extent of such conflict.

**SECTION 13. EFFECTIVE DATE**

This ordinance shall take effect upon passage and publication as required by law.

INTRODUCED AND APPROVED on the first reading this \_\_\_\_ day of \_\_\_\_\_, 2026.

APPROVED AND PASSED on the second reading this \_\_\_\_ day of \_\_\_\_\_, 2026.

\_\_\_\_\_  
Mayor, Alejandro Flores

ATTEST:

\_\_\_\_\_  
City Secretary, Jacqueline Moya

**City of Los Fresnos**

520 E Ocean Blvd. Los Fresnos, TX. 78566

Phone: (956) 233-5768 Fax: (956) 233-9879

[www.cityoflosfresnos.com](http://www.cityoflosfresnos.com)



---

# FIRE MARSHAL'S OFFICE

## OUTDOOR BURNING PERMIT APPLICATION

Pursuant to City Ordinance (Outdoor Burning) and 30 TAC Chapter 111

### APPLICANT INFORMATION

Applicant Name: \_\_\_\_\_ Phone Number: \_\_\_\_\_

Email Address: \_\_\_\_\_ Additional Contact (if any): \_\_\_\_\_

Contact Phone: \_\_\_\_\_

### BURN LOCATION

Physical Address or Description of Burn Site: \_\_\_\_\_

---

### TYPE AND PURPOSE OF BURN (REQUIRED)

(Select and describe)

- Recreational / Cooking Fire
- Agricultural / Land Clearing
- Firefighter Training
- Emergency / Public Safety
- TCEQ-Authorized Burn
- Other (explain): \_\_\_\_\_

Detailed Description of Burn Activity: \_\_\_\_\_

### MATERIALS TO BE BURNED (REQUIRED)

List all materials: \_\_\_\_\_

Prohibited materials include, but are not limited to: Plastics, Rubber and tires, Treated lumber, Construction debris, Hazardous or chemical waste

### PROPOSED BURN SCHEDULE

Date(s) of Burn: \_\_\_\_\_ Time(s) of Burn: \_\_\_\_\_

Authorized burning hours (unless otherwise approved):  Sunrise to Sunset only

### TCEQ AUTHORIZATION (IF APPLICABLE)

- Not required
  - Required — documentation attached
- TCEQ Authorization Number or Documentation: \_\_\_\_\_

All burning must comply with 30 Texas Administrative Code Chapter 111 and all applicable state laws.

### SITE SAFETY REQUIREMENTS

**City of Los Fresnos**

520 E Ocean Blvd. Los Fresnos, TX. 78566

Phone: (956) 233-5768 Fax: (956) 233-9879

[www.cityoflosfresnos.com](http://www.cityoflosfresnos.com)



Applicant acknowledges and agrees to the following:

1. Fire must be attended at all times by a competent person
2. Fire suppression equipment (water hose or extinguisher) must be readily available
3. Burn piles shall not exceed 10-foot radius (unless otherwise approved)
4. Fire must be located at least 50 feet from any structure (unless reduced by Fire Marshal)
5. Burning prohibited during hazardous conditions (e.g., high winds)
6. Fire must be extinguished immediately upon order of the Fire Department
7. All conditions imposed by the Fire Marshal must be followed.

**ADDITIONAL CONDITIONS (IF ANY)**

To be completed by Fire Marshal: \_\_\_\_\_

**APPLICANT CERTIFICATION**

I certify that all information provided is accurate and that I will comply with: City of Los Fresnos Outdoor Burning Ordinance, 30 TAC Chapter 111 (TCEQ regulations) and all permit conditions imposed by the Fire Marshal

I understand that this permit may be revoked at any time if conditions become unsafe. Violations may result in fines and/or enforcement action. Issuance of this permit does not authorize burning in violation of state law or City ordinance.

Applicant Signature: \_\_\_\_\_ Date: \_\_\_\_\_

**FIRE MARSHAL REVIEW AND DETERMINATION**

Application reviewed in accordance with City ordinance and safety considerations:

Approved  Approved with Conditions  Denied

Fire Marshal Name: \_\_\_\_\_

Signature: \_\_\_\_\_

Date: \_\_\_\_\_

**OFFICIAL USE ONLY**

Fire Department Notified:  Yes  No

Permit Status:  Active  Suspended  Revoked

**ACTION ITEM REPORT**

**Item Title:** Consideration and ACTION to participate in costs and or delay fees for The Woods development due to a change in the lift station and force main requirements.

**Recommendation:**

The Woods development is proposed on the north side of Highway 100 near FM 803. There will be over 800 homes with over 15 acres of commercial development. During the design phase for wastewater services, it was realized utilizing existing infrastructure was not possible due to existing and proposed flows already committed to the Whipple Lift Station and the force main from there to the wastewater plant. This requires the new lift station that will be built for this development as well as the surrounding areas, to have much larger and different pumps and motors to assure flows will make it to the wastewater plant. It also requires a new force main over a mile long to be installed.

The original cost for utilizing the Whipple Lift Station by upgrading pumps and installing a force main from the development to the Whipple Lift Station was estimated to be \$1,100,000. This amount was utilized in costs projections and violability. With the change to a 10-inch force main and larger pumps, the estimate is an additional \$1,100,000 for a total of \$2,200,000. This will cover The Woods 245 acres plus an additional 74 acres for other development. The cost share would be \$1,689,600 for the developer and \$510,400 for the City.

Looking at the area around this immediate area, it will probably be developed in the not too distant future. With that in mind, I believe it is important to plan now for the development of a total of 208 acres instead of 74 acres. To do that, we would have to increase the 10-inch force main to a 12-inch force main and increase the pumps to 105 horse power costing an additional \$500,000, a total of \$2,700,000. This will cover The Woods 245 acres plus and additional 208 acres for other development. The cost share would be \$1,460,700 for the developer and \$1,239,300 for the City.

The City does not have that money available. In the original project costs for the development, the City agreed to pay through the TIRZ \$498,412 for the sewer line to the Whipple Lift Station and \$569,852 for part of the Lift Station, for a total of \$1,068,264. The additional funds that would be committed to the TIRZ on the City's part would be \$171,036. As the development occurs and the developer gets paid at a later date as property values with lots and homes come on the tax roll instead of farm land that has very little taxable value. In order to make it work, the developer is needing to defer some of the costs from Phase 1 to Phase 2 since there is so much costs that have to be done as part of Phase 1.

Option 1: City accept the increased amount of \$1,239,300 to plan for future development. The City can recover this cost over time as other development occurs in the area at an amount of \$5,958.17 per acre. As this money is received it would go back into the TIRZ.

Option 2: Allow the developer to delay the sidewalks for Phase 1 until Phase 2 is done. This will free up funds for the developer to pay for the extra costs they have to absorb. The drawback is that it could set a precedent. However, these area extreme circumstances in this case (a mile-long force main) that others would not have. This will save the developer about \$250,000 in Phase 1 that they will do in Phase 2.

Option 3: Development fees will be about \$15,000 and connection fees will be \$350 per lot for 151 lots for a total of \$52,850, grand total of \$67,850. The developer is asking that these fees be diverted to Phase 2 as well.

Option 4: Phase 1 opens up a considerable amount of commercial property along Highway 100. The area is 250 feet by over 1,000 feet. Quite a few businesses will be able to locate there. With that in mind, if the City would like, the CDC can be approached to provide some funding. If that is considered, I would recommend up to \$200,000.

The developer has asked me to bring these options for you to consider.

## ACTION ITEM REPORT



**Item Title:** Consideration and ACTION to approve an ordinance amending Chapter 10 "Businesses," Article VIII "Mobile Food Vendor Courts/Parks" of the Los Fresnos Code of Ordinances.

**Recommendation:**

State law that was passed the last legislative session affects the ordinance we have on Mobile Food Vendor Courts/Parks. The Texas Department of State Health Services will control much through state wide licensing. There are still items that the state needs to provide us to have a complete ordinance for compliance with the July 1 deadline. All cities are waiting. We hope to have the documents ready by the meeting. Our goal is to separate the ordinance into 2 parts, with one being about courts or parks where multiple mobile vendors are and one being about each individual mobile vendor.

## ACTION ITEM REPORT



**Item Title:** Consideration and ACTION to approve an ordinance establishing regulations for the location and operation of individual mobile food vendors.

**Recommendation:**

State law that was passed the last legislative session affects the ordinance we have on Mobile Food Vendor Courts/Parks. The Texas Department of State Health Services will control much through state wide licensing. There are still items that the state needs to provide us to have a complete ordinance for compliance with the July 1 deadline. All cities are waiting. We hope to have the documents ready by the meeting. Our goal is to separate the ordinance into 2 parts, with one being about courts or parks where multiple mobile vendors are and one being about each individual mobile vendor.

**ACTION ITEM REPORT**

- Item Title:** City Manager Report
- A. Wastewater Treatment Plant & Wastewater Collection System
  - B. Water Treatment Plant & Water Distribution System
  - C. Street Projects
  - D. Drainage
  - E. Whipple Road
  - F. Hike & Bike Trail
  - G. COVID 19 Funds
  - H. New City Manager Hiring Timeline

A. Wastewater Treatment Plant & Wastewater Collection System - We have about \$700,000 in grant funds to complete additional projects at the Wastewater Plant. We received approval from TWDB to allow us to utilize the funds for areas that need improvement at the plant. Hanson Professional Services is working with TWDB to get the approval so we can get bids. TWDB is wanting more information so we are providing that.

Wastewater Funding - We have funding approved for funding in the amount of \$5,867,618 through TWDB. We were awarded, Loan Forgiveness (grant) for \$4,082,618 or 69.6% and an Equivalency Loan at an interest rate of about 3% for \$1,785,000 or 30.4%. The loan and loan forgiveness is on this agenda for approval. The interest rate came in at an average of 2.75%. The paperwork on the loan and grant transaction is complete. Guzman & Munoz Engineering has the final plans completed. Carlos, Raul and I are reviewing them and should have our comments completed by next week. Once we complete it will go to TWDB for approval. Then hopefully we can go out for bids.

B. Water Treatment Plant & Water Distribution System - TCEQ conducted an inspection of our reservoirs. Work on the reservoir banks and removing the silt are the major issues that need to be addressed. We don't have a plan of action yet as the cost is very high. Hanson is submitting a grant to get this done.

Water Funding - We have continued to seek funding in any means possible for upgrades that are needed as part of a system wide study we conducted about 8 years ago. We were notified last week we were approved for funding in the amount of \$13,252,290. TWDB let us know the offering of funding; Loan Forgiveness (grant) for \$9,063,103 or 68.4%, Zero Percent Loan for \$2,190,000 or 16.5%, Equivalency Loan at an interest rate of about 3% for \$1,999,187 or 15.1%. This will require an increase in water rates but we will have to run all the numbers and see how the wastewater is funded as well before we put it all together. It was scheduled to get final approval from TWDB in March but have delayed that due to the need to update the CCN with us and Olmito Water Supply and now with East Rio Hondo Water Supply. Guzman & Munoz Engineering are still working with on the CCN to get those changes approved.

C. Street Projects – Hanson Professional Services is working on estimated costs for street repairs on identified streets the council approved to look at. Once we have the costs, we can determine what streets we can include and where the funding can come from. I will present a proposal at our June meeting.

D. Drainage - Hanson Professional Services has made good progress on these drainage projects. The loan and grant were funded. It is \$843,704 in loan forgiveness which means a grant, free money. It also includes a zero percent interest loan for \$860,000 for the rest of the project. This will be for drainage of Resaca Escondida (south of Nature Park), drainage improvements along Whipple Road and Valle Alto Subdivision and ditches to Highway 100 and a city wide drainage study and plan. The projects are being bid now and should be ready for approval for the construction part of the process in June or July. The Master Drainage Plan has been approved.

There is also a backup of water along Highway 100 just past the school to the west of FM 1575 around the Longhorn Lane area. This is the responsibility of TxDot. They don't see it as a major issue so are not interested in doing anything. I will be working with TxDot, the School, the County and Drainage District # 1 to try to improve the drainage there.

We sent a letter to Cameron County Drainage District # 1 on 2 areas where we feel like they as the drainage district collecting taxes in this area, should take over some drainage ditches that area currently not owned and maintained by anyone (well property is owned by the local property owner). Easements need to be acquired and then the ditches need to be cleaned and maintained. Another area of concern is south on California Road where the drainage ditches are not maintained by anyone. We are working with CCID#6, CCDD#1, the County and a developer to redirect the water. This was discussed again at length with the CCDD#1 Board. They continue to not want to take over that drainage problem. The concern is if CCDD#1 agrees to take over this area or these areas, it will open the door for many others. I have suggested the CCDD#1 staff to look at all areas that need to be taken over, calculate initial costs and then ongoing costs on an ongoing basis to determine how this can be done. As of now they say it is not in their budget to do these types of things. It appears that CCDD#1 will be working on a process to help with these areas over time. I will update as that occurs.

E. Whipple Road – Engineering is in progress. They are currently identifying all the utilities that are near the roadway and may need to be moved. We have met with TxDot and Union Pacific Railroad on the railroad crossing and how that needs to be handled. Due to delays with the approvals from Union Pacific Railroad, it seems the construction will be in 2028.

F. Hike & Bike Trail – This project is moving along with TxDot and CCRMA's assistance. We have met with TxDot and Union Pacific Railroad on the railroad crossing and how that needs to be handled. They are requiring we cross at Canal Street on the north and 8<sup>th</sup> Street on the south instead of going straight across the railroad at the appropriate place. This will cause confusion and be senseless. They say the requirement for new crossings is for every new crossing of the railroad we must close 3 crossings. We can't meet that requirement. The ridiculous issue is the requirement to go to Canal Street and 8<sup>th</sup> Street, we would still have to go behind the railroad crossing arms and create a new crossing, so why not just allow the crossing where it is actually needed. It doesn't make sense.

G. COVID 19 Funds - The total amount of funds that we received is \$1,941,898.48. There are still some amounts that I am waiting to come in before I can provide you with an accurate accounting of all the projects that have been approved by the Council but we estimated that all the funds will be utilized once all the projects are done.

H. New City Manager Hiring Timeline

## ACTION ITEM REPORT



**Item Title:** Financial Report April 2026 1. Monthly 2. Year to Date 3. Sales Tax.

**Recommendation:**

Call with questions.

I recommend approval.



City of Los Fresnos, TX

Vendor Number	Vendor Name	Payment Date	Payment Type	Discount Amount	Payment Amount	Number
<b>Bank Code: FVB1-GENERAL FUND CHECKING</b>						
01565	AMAZON.COM	04/02/2026	Regular	0.00	1,254.75	44175
	**Void**	04/02/2026	Regular	0.00	0.00	44176
09860	AT&T MOBILITY	04/02/2026	Regular	0.00	1,670.61	44177
01377	Burton McCumber & Longoria, LLP	04/02/2026	Regular	0.00	12,561.69	44178
04345	CAMERON COUNTY CLERK'S OFFICE	04/02/2026	Regular	0.00	2,000.00	44179
04345	CAMERON COUNTY CLERK'S OFFICE	04/02/2026	Regular	0.00	1,500.00	44180
01521	CAR TOYS STX, LLC	04/02/2026	Regular	0.00	370.00	44181
06590	CHARLIE BANDA	04/02/2026	Regular	0.00	73.52	44182
01511	DEPARTMENT OF INFORMATION RESOURCES	04/02/2026	Regular	0.00	10.00	44183
01699	EDITH RAMIREZ	04/02/2026	Regular	0.00	256.50	44184
00225	GENE DANIELS	04/02/2026	Regular	0.00	2,550.00	44185
01817	HUIZAR, GUILLERMO JR	04/02/2026	Regular	0.00	15.00	44186
05905	INGRAM LIBRARY SERVICES	04/02/2026	Regular	0.00	266.41	44187
	**Void**	04/02/2026	Regular	0.00	0.00	44188
00280	L T BOSWELL, LLC	04/02/2026	Regular	0.00	398.94	44189
00305	LOS FRESNOS CHAMBER OF COMMERCE	04/02/2026	Regular	0.00	3,750.00	44190
01819	MARCO ANTONIO RODRIGUEZ	04/02/2026	Regular	0.00	100.00	44191
05785	MAXIMINO TORRES	04/02/2026	Regular	0.00	580.00	44192
01818	MAYRA RIOS	04/02/2026	Regular	0.00	50.00	44193
01054	Michelle Garcia	04/02/2026	Regular	0.00	100.00	44194
00413	O'REILLY AUTO PARTS	04/02/2026	Regular	0.00	708.91	44195
	**Void**	04/02/2026	Regular	0.00	0.00	44196
00430	PETTY CASH	04/02/2026	Regular	0.00	21.60	44197
07855	REGION STAFFING, INC	04/02/2026	Regular	0.00	3,180.80	44198
01037	SealMaster Houston	04/02/2026	Regular	0.00	302.82	44199
01317	Sweetwater Sound Holdings, LLC	04/02/2026	Regular	0.00	119.99	44200
01627	TEXAS CHILLER SYSTEMS, LLC	04/02/2026	Regular	0.00	1,086.45	44201
01362	TOPS - THE OUTDOOR POWER STORE	04/02/2026	Regular	0.00	44.98	44202
08392	TYLER BUSINESS FORMS	04/02/2026	Regular	0.00	727.29	44203
08298	VESTIS GROUP, INC	04/02/2026	Regular	0.00	17.52	44204
00680	ZARSKY LUMBER	04/02/2026	Regular	0.00	16.28	44205
01211	EDWARD GUERRERO	04/02/2026	Regular	0.00	750.00	44206
03200	ENRIQUE C JUAREZ	04/02/2026	Regular	0.00	4,200.00	44207
01302	BIG M PEST CONTROL, LLC	04/02/2026	Regular	0.00	633.00	44208
01057	Cameron County Regional Mobility Authority	04/02/2026	Regular	0.00	65,000.00	44209
01274	NewLane Finance Company	04/02/2026	Regular	0.00	596.25	44210
01333	Hector Gonzalez	04/06/2026	Regular	0.00	290.00	44211
08269	107 NURSERY & GARDEN CENTER	04/17/2026	Regular	0.00	1,060.80	44212
03185	A&A TOWING AND RECOVERY LLC	04/17/2026	Regular	0.00	898.41	44213
03185	A&A TOWING AND RECOVERY LLC	04/17/2026	Regular	0.00	195.00	44214
01803	ABRAHAM CORONADO	04/17/2026	Regular	0.00	50.00	44215
01301	AGUILAR'S AUTOMOTIVE AND DIESEL REPAIR SI	04/17/2026	Regular	0.00	2,434.96	44216
07320	ALLIED WASTE SERVICES	04/17/2026	Regular	0.00	101,264.82	44217
01827	AMALIA CLARIVEL GARCIA	04/17/2026	Regular	0.00	100.00	44218
01565	AMAZON.COM	04/17/2026	Regular	0.00	2,666.20	44219
	**Void**	04/17/2026	Regular	0.00	0.00	44220
	**Void**	04/17/2026	Regular	0.00	0.00	44221
02740	ANGEL R. HERNANDEZ	04/17/2026	Regular	0.00	237.50	44222
05130	APPLIED CONCEPTS INC	04/17/2026	Regular	0.00	275.57	44223
01826	ARNOLD GARZA	04/17/2026	Regular	0.00	100.00	44224
08037	BLUE 360 MEDIA, LLC	04/17/2026	Regular	0.00	417.93	44225
01740	BRENDA ALVARADO	04/17/2026	Regular	0.00	-259.17	44226
01740	BRENDA ALVARADO	04/17/2026	Regular	0.00	259.17	44226
00004	CITY OF LOS FRESNOS	04/17/2026	Regular	0.00	2,490.30	44227

Check Report

Date Range

Section H, Item # 1.

6

Vendor Number	Vendor Name	Payment Date	Payment Type	Discount Amount	Payment Amount	Number
05895	DIRECT ENERGY-UTILITY OPERATIONS	04/17/2026	Regular	0.00	15,331.96	44228
	**Void**	04/17/2026	Regular	0.00	0.00	44229
08103	EMILIO GOMEZ	04/17/2026	Regular	0.00	2,270.11	44230
08012	ENVISIONWARE, INC	04/17/2026	Regular	0.00	2,256.85	44231
01808	ESTHER HINOJOSA GIBSON	04/17/2026	Regular	0.00	50.00	44232
04635	FOUR STAR DRIVE IN RESTAURANT	04/17/2026	Regular	0.00	150.00	44233
01829	GABRIELA CERDA	04/17/2026	Regular	0.00	100.00	44234
00243	GT DISTRIBUTORS, INC.	04/17/2026	Regular	0.00	2,072.87	44235
05905	INGRAM LIBRARY SERVICES	04/17/2026	Regular	0.00	22.09	44236
07755	JACQUELINE MOYA	04/17/2026	Regular	0.00	-180.00	44237
07755	JACQUELINE MOYA	04/17/2026	Regular	0.00	180.00	44237
03605	JOHN DEERE GOVT AND NATL	04/17/2026	Regular	0.00	544.62	44238
08386	JUAN C SANCHEZ GOMEZ	04/17/2026	Regular	0.00	260.00	44239
01774	KAYLA RESENDEZ	04/17/2026	Regular	0.00	50.00	44240
08248	KONICA MINOLTA PREMIERE FINANCE	04/17/2026	Regular	0.00	1,116.42	44241
00280	L T BOSWELL, LLC	04/17/2026	Regular	0.00	912.46	44242
08196	LA HORMIGA TIRE SHOP	04/17/2026	Regular	0.00	8.00	44243
01824	LUIS S VILLARREAL	04/17/2026	Regular	0.00	50.00	44244
01830	MARIA ESTHER LEAL	04/17/2026	Regular	0.00	100.00	44245
01274	NewLane Finance Company	04/17/2026	Regular	0.00	673.76	44246
01656	OCCUPATIONAL HEALTH CENTERS OF THE SOUTH	04/17/2026	Regular	0.00	785.00	44247
01690	OMNIBASE SERVICES OF TEXAS, LP	04/17/2026	Regular	0.00	3,048.00	44248
00413	O'REILLY AUTO PARTS	04/17/2026	Regular	0.00	815.88	44249
01004	Patino's Welding LLC	04/17/2026	Regular	0.00	2,325.00	44250
00430	PETTY CASH	04/17/2026	Regular	0.00	10.00	44251
00915	PURCHASE POWER	04/17/2026	Regular	0.00	655.58	44252
09850	RAUL GARCIA	04/17/2026	Regular	0.00	100.00	44253
07855	REGION STAFFING, INC	04/17/2026	Regular	0.00	2,795.20	44254
00460	SAN BENITO NEWS	04/17/2026	Regular	0.00	135.50	44255
01037	SealMaster Houston	04/17/2026	Regular	0.00	601.52	44256
07555	SMARTCOM TELEPHONE	04/17/2026	Regular	0.00	1,405.67	44257
00515	STATE COMPTROLLER	04/17/2026	Regular	0.00	133,998.28	44258
01627	TEXAS CHILLER SYSTEMS, LLC	04/17/2026	Regular	0.00	791.33	44259
01823	THE CANDY APPLE FACTORY LLC	04/17/2026	Regular	0.00	134.00	44260
05415	TIME WARNER CABLE	04/17/2026	Regular	0.00	9.23	44261
08455	VEAE COMMUNICATION SERVICES LLC	04/17/2026	Regular	0.00	3,600.00	44262
01825	VICTOR EGUIA	04/17/2026	Regular	0.00	50.00	44263
01820	YELLOWMOUTH MEDIA	04/17/2026	Regular	0.00	100.00	44264
00680	ZARSKY LUMBER	04/17/2026	Regular	0.00	213.30	44265
01532	ENTERPRISE FM TRUST	04/21/2026	Regular	0.00	2,009.61	44266

Bank Code FVB1 Summary

Payment Type	Payable Count	Payment Count	Discount	Payment
Regular Checks	129	86	0.00	397,386.21
Manual Checks	0	0	0.00	0.00
Voided Checks	0	8	0.00	-439.17
Bank Drafts	0	0	0.00	0.00
EFT's	0	0	0.00	0.00
	<b>129</b>	<b>94</b>	<b>0.00</b>	<b>396,947.04</b>



# Budget Report Account Summary

For Fiscal: 2025-2026 Period Ending: 04/30/2026

		Original Total Budget	Current Total Budget	Period Activity	Fiscal Activity	Variance Favorable (Unfavorable)	Percent Used
<b>Fund: 01 - GENERAL FUND</b>							
<b>Department: 400 - PROPERTY TAXES</b>							
<b>Revenue</b>							
<a href="#">01-400-0100</a>	CURRENT PROP TAXES	1,882,995.00	1,882,995.00	36,158.67	2,531,158.96	648,163.96	134.42 %
<a href="#">01-400-0105</a>	PROPERTY TAX DISCOUNT	-45,000.00	-45,000.00	0.00	-60,051.81	-15,051.81	133.45 %
<a href="#">01-400-0110</a>	DELINQUENT PROP TAXES	50,000.00	50,000.00	980.12	39,904.55	-10,095.45	79.81 %
<a href="#">01-400-0120</a>	PENALTY & INT	30,000.00	30,000.00	4,081.69	23,896.57	-6,103.43	79.66 %
<a href="#">01-400-0130</a>	PROPERTY TAX ADJUSTMENT	-50,000.00	-50,000.00	-41.57	-15,106.66	34,893.34	30.21 %
	<b>Revenue Total:</b>	<b>1,867,995.00</b>	<b>1,867,995.00</b>	<b>41,178.91</b>	<b>2,519,801.61</b>	<b>651,806.61</b>	<b>134.89%</b>
	<b>Department: 400 - PROPERTY TAXES Total:</b>	<b>1,867,995.00</b>	<b>1,867,995.00</b>	<b>41,178.91</b>	<b>2,519,801.61</b>	<b>651,806.61</b>	<b>134.89%</b>
<b>Department: 407 - POLICE</b>							
<b>Revenue</b>							
<a href="#">01-407-0240</a>	MUNICIPAL COURT REVENUE	750,000.00	750,000.00	73,089.77	411,211.28	-338,788.72	54.83 %
<a href="#">01-407-0241</a>	COURT FEES-TECH	0.00	0.00	1,913.90	12,345.98	12,345.98	0.00 %
<a href="#">01-407-0242</a>	LOCAL TRUANCY PREVENTION FUND	30,000.00	30,000.00	2,287.00	14,724.00	-15,276.00	49.08 %
<a href="#">01-407-0243</a>	LOCAL MUNICIPAL JURY FUND	500.00	500.00	46.00	294.80	-205.20	58.96 %
<a href="#">01-407-0250</a>	BUILDING SECURITY/TECHNOLOGY ...	54,000.00	54,000.00	0.00	0.00	-54,000.00	0.00 %
<a href="#">01-407-0260</a>	COURT FEES-JUDGE	75.00	75.00	10.00	87.50	12.50	116.67 %
<a href="#">01-407-0270</a>	COURT FEES- SECURITY	0.00	0.00	2,304.10	14,843.10	14,843.10	0.00 %
<a href="#">01-407-0280</a>	COURT FEES-CHILD SAFETY FUND	6,000.00	6,000.00	583.00	3,551.00	-2,449.00	59.18 %
<a href="#">01-407-0290</a>	COURT FEES-SPECIAL EXPENSE	48,000.00	48,000.00	3,351.00	20,619.00	-27,381.00	42.96 %
<a href="#">01-407-0300</a>	NSF REVENUE	0.00	0.00	0.00	40.00	40.00	0.00 %
<a href="#">01-407-0310</a>	POLICE RECORD FEES	200.00	200.00	21.00	175.00	-25.00	87.50 %
<a href="#">01-407-1045</a>	SHOOTING RANGE REVENUE	34,000.00	34,000.00	5,400.00	18,040.00	-15,960.00	53.06 %
<a href="#">01-407-1061</a>	POLICE EDUCATION FROM STATE	0.00	0.00	0.00	4,233.18	4,233.18	0.00 %
<a href="#">01-407-1074</a>	TXDOT TRAFFIC SAFETY GRANT	0.00	20,000.00	0.00	0.00	-20,000.00	0.00 %
<a href="#">01-407-1076</a>	VEST BVP GRANT	1,750.00	1,750.00	0.00	0.00	-1,750.00	0.00 %
<a href="#">01-407-1091</a>	SERVICE CONTRACT - LFCISD	26,860.00	26,860.00	0.00	27,220.00	360.00	101.34 %
	<b>Revenue Total:</b>	<b>951,385.00</b>	<b>971,385.00</b>	<b>89,005.77</b>	<b>527,384.84</b>	<b>-444,000.16</b>	<b>54.29%</b>
	<b>Department: 407 - POLICE Total:</b>	<b>951,385.00</b>	<b>971,385.00</b>	<b>89,005.77</b>	<b>527,384.84</b>	<b>-444,000.16</b>	<b>54.29%</b>
<b>Department: 410 - CODE ENFORCEMENT</b>							
<b>Revenue</b>							
<a href="#">01-410-1014</a>	GARAGE SALE PERMITS	3,000.00	3,000.00	160.00	1,620.00	-1,380.00	54.00 %
<a href="#">01-410-1016</a>	HEALTH INSPECTIONS	5,000.00	5,000.00	410.00	2,330.00	-2,670.00	46.60 %
<a href="#">01-410-1020</a>	TRANSFER IN - SELF SUPPORTING D...	792,699.00	792,699.00	0.00	0.00	-792,699.00	0.00 %
<a href="#">01-410-1021</a>	ANIMAL LICENSES	0.00	0.00	0.00	5.00	5.00	0.00 %
<a href="#">01-410-1054</a>	ALARM REGISTRATION FEES	0.00	0.00	10.00	10.00	10.00	0.00 %
<a href="#">01-410-1130</a>	LOT MOWING	500.00	500.00	0.00	0.00	-500.00	0.00 %
	<b>Revenue Total:</b>	<b>801,199.00</b>	<b>801,199.00</b>	<b>580.00</b>	<b>3,965.00</b>	<b>-797,234.00</b>	<b>0.49%</b>
	<b>Department: 410 - CODE ENFORCEMENT Total:</b>	<b>801,199.00</b>	<b>801,199.00</b>	<b>580.00</b>	<b>3,965.00</b>	<b>-797,234.00</b>	<b>0.49%</b>
<b>Department: 412 - SOLID WASTE</b>							
<b>Revenue</b>							
<a href="#">01-412-1090</a>	GARBAGE COLLECTION-RESIDENTIAL	125,000.00	125,000.00	-62,661.52	16,612.28	-108,387.72	13.29 %
<a href="#">01-412-1100</a>	GARBAGE COLLECTION-COMMERCI...	42,000.00	42,000.00	-49,299.60	8,605.73	-33,394.27	20.49 %
<a href="#">01-412-1110</a>	COLLECTED SALES TAX-GARBAGE	24,000.00	24,000.00	10.52	12,127.70	-11,872.30	50.53 %
<a href="#">01-412-1112</a>	GARBAGE PENALTIES RECEIVABLE	40,000.00	40,000.00	0.00	16,752.46	-23,247.54	41.88 %
	<b>Revenue Total:</b>	<b>231,000.00</b>	<b>231,000.00</b>	<b>-111,950.60</b>	<b>54,098.17</b>	<b>-176,901.83</b>	<b>23.42%</b>
	<b>Department: 412 - SOLID WASTE Total:</b>	<b>231,000.00</b>	<b>231,000.00</b>	<b>-111,950.60</b>	<b>54,098.17</b>	<b>-176,901.83</b>	<b>23.42%</b>

		Original Total Budget	Current Total Budget	Period Activity	Fiscal Activity	Variance Favorable (Unfavorable)	Percent Used
<b>Department: 416 - LIBRARY</b>							
<b>Revenue</b>							
<a href="#">01-416-1017</a>	LIBRARY-COPY MACHINE/FAXES	7,000.00	7,000.00	849.65	5,950.75	-1,049.25	85.01 %
<a href="#">01-416-1131</a>	LIBRARY REVENUES	1,500.00	1,500.00	58.25	708.80	-791.20	47.25 %
	<b>Revenue Total:</b>	<b>8,500.00</b>	<b>8,500.00</b>	<b>907.90</b>	<b>6,659.55</b>	<b>-1,840.45</b>	<b>78.35%</b>
	<b>Department: 416 - LIBRARY Total:</b>	<b>8,500.00</b>	<b>8,500.00</b>	<b>907.90</b>	<b>6,659.55</b>	<b>-1,840.45</b>	<b>78.35%</b>
<b>Department: 430 - FRANCHISE FEES</b>							
<b>Revenue</b>							
<a href="#">01-430-0200</a>	STATE SALES TAX	1,900,000.00	1,908,822.00	143,620.80	1,242,692.13	-666,129.87	65.10 %
<a href="#">01-430-0202</a>	HOTEL/MOTEL TAX	17,000.00	17,000.00	2,071.05	11,377.64	-5,622.36	66.93 %
<a href="#">01-430-0205</a>	MIXED BEVERAGE TAXES	0.00	0.00	1,607.25	1,863.69	1,863.69	0.00 %
<a href="#">01-430-0210</a>	FRANCHISE FEE - AEP	215,000.00	215,000.00	14,745.07	121,405.74	-93,594.26	56.47 %
<a href="#">01-430-0220</a>	AT&T LEASE	39,600.00	39,600.00	6,600.00	19,800.00	-19,800.00	50.00 %
<a href="#">01-430-0230</a>	FRANCHISE FEE - SOUTHWESTERN BE...	800.00	800.00	0.00	3,506.87	2,706.87	438.36 %
<a href="#">01-430-0245</a>	FRANCHISE FEE - TWC	40,000.00	40,000.00	0.00	18,073.80	-21,926.20	45.18 %
<a href="#">01-430-0256</a>	PEG CAPITAL FEE	8,000.00	8,000.00	0.00	1,623.76	-6,376.24	20.30 %
<a href="#">01-430-0261</a>	FRANCHISE FEE - GARBAGE	110,000.00	110,000.00	11,251.65	56,578.94	-53,421.06	51.44 %
<a href="#">01-430-0271</a>	FRANCHISE FEE - TEXAS GAS	8,000.00	8,000.00	0.00	4,654.61	-3,345.39	58.18 %
<a href="#">01-430-0275</a>	SKYWAY	9,200.00	9,200.00	0.00	4,757.10	-4,442.90	51.71 %
<a href="#">01-430-0281</a>	RIGHT OF WAY FRANCHISE FEES	5,000.00	5,000.00	0.00	3,213.56	-1,786.44	64.27 %
	<b>Revenue Total:</b>	<b>2,352,600.00</b>	<b>2,361,422.00</b>	<b>179,895.82</b>	<b>1,489,547.84</b>	<b>-871,874.16</b>	<b>63.08%</b>
	<b>Department: 430 - FRANCHISE FEES Total:</b>	<b>2,352,600.00</b>	<b>2,361,422.00</b>	<b>179,895.82</b>	<b>1,489,547.84</b>	<b>-871,874.16</b>	<b>63.08%</b>
<b>Department: 444 - MISCELLANEOUS</b>							
<b>Revenue</b>							
<a href="#">01-444-1000</a>	INTEREST EARNED	85,000.00	85,000.00	0.00	52,484.68	-32,515.32	61.75 %
<a href="#">01-444-1002</a>	CDC ADMIN REVENUE	15,000.00	15,000.00	0.00	0.00	-15,000.00	0.00 %
<a href="#">01-444-1015</a>	LICENSE & PERMITS	200,000.00	200,000.00	11,867.51	124,210.94	-75,789.06	62.11 %
<a href="#">01-444-1020</a>	MISC. FEES & SERVICES	0.00	0.00	0.00	204.50	204.50	0.00 %
<a href="#">01-444-1025</a>	RENTAL FEE COMMUNITY CENTER	18,000.00	18,000.00	1,225.00	8,560.00	-9,440.00	47.56 %
<a href="#">01-444-1027</a>	MISCELLANEOUS INCOME	25,000.00	47,188.92	9,617.63	27,920.49	-19,268.43	59.17 %
<a href="#">01-444-1028</a>	RENTAL FEES PARKS	2,300.00	2,300.00	120.00	1,980.00	-320.00	86.09 %
<a href="#">01-444-1029</a>	COMMUNITY CENTER BLDG SECURI...	4,500.00	4,500.00	0.00	2,280.00	-2,220.00	50.67 %
<a href="#">01-444-1040</a>	PLAT REVIEW FEES	9,000.00	9,000.00	1,000.00	2,750.00	-6,250.00	30.56 %
<a href="#">01-444-1080</a>	ADMIN FEES - GENERAL ELECTION	0.00	0.00	0.00	100.00	100.00	0.00 %
<a href="#">01-444-1081</a>	POOL ADMISSION/ RENTAL	4,800.00	4,800.00	0.00	0.00	-4,800.00	0.00 %
<a href="#">01-444-1085</a>	CREDIT CARD PROCESSING FEE	32,000.00	32,000.00	2,388.83	15,884.51	-16,115.49	49.64 %
<a href="#">01-444-1094</a>	SWIMMING LESSONS INCOME	20,000.00	20,000.00	2,000.00	2,000.00	-18,000.00	10.00 %
	<b>Revenue Total:</b>	<b>415,600.00</b>	<b>437,788.92</b>	<b>28,218.97</b>	<b>238,375.12</b>	<b>-199,413.80</b>	<b>54.45%</b>
	<b>Department: 444 - MISCELLANEOUS Total:</b>	<b>415,600.00</b>	<b>437,788.92</b>	<b>28,218.97</b>	<b>238,375.12</b>	<b>-199,413.80</b>	<b>54.45%</b>
<b>Department: 490 - GRANTS</b>							
<b>Revenue</b>							
<a href="#">01-490-1251</a>	GRANT REVENUE - OSG OVERTIME	75,025.00	75,025.00	0.00	77,025.00	2,000.00	102.67 %
<a href="#">01-490-1252</a>	GRANT REVENUE - OPERATION LON...	0.00	200,800.00	0.00	0.00	-200,800.00	0.00 %
<a href="#">01-490-1254</a>	REIMBURSE-DSRIP COMMUNITY H...	30,000.00	30,000.00	0.00	27,909.86	-2,090.14	93.03 %
<a href="#">01-490-1256</a>	REIMBURSEMENT - LRGVDC	40,000.00	40,000.00	0.00	16,818.10	-23,181.90	42.05 %
<a href="#">01-490-7530</a>	REIMBURSEMENT- LIBRARY	150.00	150.00	0.00	0.00	-150.00	0.00 %
	<b>Revenue Total:</b>	<b>145,175.00</b>	<b>345,975.00</b>	<b>0.00</b>	<b>121,752.96</b>	<b>-224,222.04</b>	<b>35.19%</b>
	<b>Department: 490 - GRANTS Total:</b>	<b>145,175.00</b>	<b>345,975.00</b>	<b>0.00</b>	<b>121,752.96</b>	<b>-224,222.04</b>	<b>35.19%</b>
<b>Department: 502 - ADMINISTRATION</b>							
<b>Expense</b>							
<a href="#">01-502-01100</a>	ADMINISTRATIVE SALARIES	449,936.00	449,936.00	30,548.27	219,756.34	230,179.66	48.84 %
<a href="#">01-502-01500</a>	OVERTIME SALARIES EXPENSE	2,000.00	2,000.00	532.32	2,082.89	-82.89	104.14 %
<a href="#">01-502-02100</a>	PAYROLL TAXES - FICA	28,021.00	28,021.00	1,913.93	13,668.91	14,352.09	48.78 %
<a href="#">01-502-02105</a>	PAYROLL TAXES - MEDICARE	6,554.00	6,554.00	447.73	3,197.64	3,356.36	48.79 %
<a href="#">01-502-02106</a>	HEALTH INSURANCE EXPENSE	68,389.00	68,389.00	5,595.55	36,050.83	32,338.17	52.71 %
<a href="#">01-502-02107</a>	PAYROLL TAXES - TWC	573.00	573.00	34.28	564.49	8.51	98.51 %

		Original Total Budget	Current Total Budget	Period Activity	Fiscal Activity	Variance Favorable (Unfavorable)	Percent Used
<a href="#">01-502-02150</a>	RETIREMENT EXPENSE	37,122.00	37,122.00	2,265.92	15,295.03	21,826.97	41.20 %
<a href="#">01-502-02160</a>	WORKMAN'S COMPENSATION INS...	904.00	904.00	0.00	0.00	904.00	0.00 %
<a href="#">01-502-02210</a>	OTHER INSURANCE	347.00	347.00	25.62	175.13	171.87	50.47 %
<a href="#">01-502-03110</a>	ATTORNEY	15,000.00	15,000.00	0.00	8,850.00	6,150.00	59.00 %
<a href="#">01-502-03115</a>	AUDITOR	27,000.00	27,000.00	0.00	18,878.15	8,121.85	69.92 %
<a href="#">01-502-03120</a>	VALLEY METRO SERVICE	21,995.00	21,995.00	0.00	21,995.00	0.00	100.00 %
<a href="#">01-502-04100</a>	OFFICE SUPPLIES & PRINTING	28,000.00	28,000.00	1,320.81	18,360.11	9,639.89	65.57 %
<a href="#">01-502-04110</a>	POSTAGE	2,000.00	2,000.00	0.00	1,084.01	915.99	54.20 %
<a href="#">01-502-05100</a>	ELECTRICITY	17,000.00	17,000.00	905.11	7,395.36	9,604.64	43.50 %
<a href="#">01-502-05120</a>	TELEPHONE	10,000.00	10,000.00	772.90	5,252.40	4,747.60	52.52 %
<a href="#">01-502-05130</a>	UTILITIES-CITY HALL	10,000.00	10,000.00	0.00	3,692.34	6,307.66	36.92 %
<a href="#">01-502-06100</a>	ADVERTISING	10,000.00	10,000.00	0.00	2,004.50	7,995.50	20.05 %
<a href="#">01-502-06120</a>	LF CHAMBER OF COMMERCE ADV.	45,000.00	45,000.00	3,750.00	30,000.00	15,000.00	66.67 %
<a href="#">01-502-06130</a>	HEADS & BEDS	22,000.00	22,000.00	0.00	22,000.00	0.00	100.00 %
<a href="#">01-502-09100</a>	TRAVEL & TRAINING	16,000.00	17,970.00	-181.07	14,677.30	3,292.70	81.68 %
<a href="#">01-502-09110</a>	ADMIN EXPENSE	2,000.00	2,000.00	0.00	783.76	1,216.24	39.19 %
<a href="#">01-502-10100</a>	DUES & MEMBERSHIP	12,000.00	12,000.00	0.00	5,119.71	6,880.29	42.66 %
<a href="#">01-502-11100</a>	MAINTENANCE OF EQUIPMENT	24,000.00	24,000.00	791.33	24,373.23	-373.23	101.56 %
<a href="#">01-502-11110</a>	MAINTENANCE OF BUILDING	45,000.00	45,000.00	698.40	7,191.51	37,808.49	15.98 %
<a href="#">01-502-12100</a>	BUILDING INSURANCE	34,000.00	34,000.00	0.00	0.00	34,000.00	0.00 %
<a href="#">01-502-12110</a>	LIABILITY INSURANCE	20,000.00	20,000.00	0.00	17,465.06	2,534.94	87.33 %
<a href="#">01-502-13500</a>	CAPITAL OUTLAY	97,000.00	97,000.00	0.00	14,439.80	82,560.20	14.89 %
<a href="#">01-502-14100</a>	TECHNOLOGY MAINTENANCE AGRE...	60,824.00	60,824.00	10.00	28,982.78	31,841.22	47.65 %
<a href="#">01-502-30250</a>	PROFESSIONAL SERVICES	500.00	500.00	0.00	0.00	500.00	0.00 %
<a href="#">01-502-99100</a>	MISCELLANEOUS	6,000.00	6,000.00	0.00	1,897.00	4,103.00	31.62 %
<a href="#">01-502-99101</a>	EVENTS	9,300.00	9,300.00	0.00	17,186.29	-7,886.29	184.80 %
<b>Expense Total:</b>		<b>1,128,465.00</b>	<b>1,130,435.00</b>	<b>49,431.10</b>	<b>562,419.57</b>	<b>568,015.43</b>	<b>49.75%</b>
<b>Department: 502 - ADMINISTRATION Total:</b>		<b>1,128,465.00</b>	<b>1,130,435.00</b>	<b>49,431.10</b>	<b>562,419.57</b>	<b>568,015.43</b>	<b>49.75%</b>
<b>Department: 503 - MUNICIPAL COURT</b>							
<b>Expense</b>							
<a href="#">01-503-01100</a>	COURT CLERK SALARY	142,865.00	142,865.00	11,144.49	80,106.83	62,758.17	56.07 %
<a href="#">01-503-01500</a>	OVERTIME SALARIES EXPENSE	1,500.00	1,500.00	227.90	1,595.43	-95.43	106.36 %
<a href="#">01-503-02100</a>	FICA EXPENSE	8,951.00	8,951.00	694.73	4,998.86	3,952.14	55.85 %
<a href="#">01-503-02105</a>	MEDICARE EXPENSE	2,094.00	2,094.00	162.48	1,169.09	924.91	55.83 %
<a href="#">01-503-02106</a>	HEALTH INSURANCE EXPENSE	24,137.00	24,137.00	2,238.18	14,570.13	9,566.87	60.36 %
<a href="#">01-503-02107</a>	STATE UNEMPLOY TAX EXPENSE	189.00	189.00	1.02	188.97	0.03	99.98 %
<a href="#">01-503-02150</a>	TMRS EXPENSE	12,387.00	12,387.00	829.06	5,809.59	6,577.41	46.90 %
<a href="#">01-503-02160</a>	WORKER'S COMP	1,801.00	1,801.00	0.00	0.00	1,801.00	0.00 %
<a href="#">01-503-02210</a>	OTHER INSURANCE	122.00	122.00	8.50	60.85	61.15	49.88 %
<a href="#">01-503-03100</a>	JUDGE	35,000.00	35,000.00	2,500.00	21,200.00	13,800.00	60.57 %
<a href="#">01-503-03110</a>	ATTORNEY	20,000.00	20,000.00	0.00	10,800.00	9,200.00	54.00 %
<a href="#">01-503-04100</a>	SUPPLIES	6,000.00	6,000.00	218.09	2,693.28	3,306.72	44.89 %
<a href="#">01-503-04110</a>	POSTAGE	3,000.00	3,000.00	0.00	1,487.18	1,512.82	49.57 %
<a href="#">01-503-05120</a>	TELEPHONE	3,300.00	3,300.00	287.74	2,118.46	1,181.54	64.20 %
<a href="#">01-503-09100</a>	TRAVEL & TRAINING	3,000.00	3,000.00	358.30	1,083.30	1,916.70	36.11 %
<a href="#">01-503-10100</a>	DUES & MEMBERSHIPS	150.00	150.00	0.00	30.83	119.17	20.55 %
<a href="#">01-503-14110</a>	COURT TECHNOLOGY	33,351.00	33,351.00	0.00	1,638.79	31,712.21	4.91 %
<a href="#">01-503-30110</a>	CREDIT CARD SERVICE CHARGE	50,000.00	50,000.00	0.00	52,364.22	-2,364.22	104.73 %
<a href="#">01-503-99100</a>	MISCELLANEOUS	200.00	200.00	0.00	0.00	200.00	0.00 %
<b>Expense Total:</b>		<b>348,047.00</b>	<b>348,047.00</b>	<b>18,670.49</b>	<b>201,915.81</b>	<b>146,131.19</b>	<b>58.01%</b>
<b>Department: 503 - MUNICIPAL COURT Total:</b>		<b>348,047.00</b>	<b>348,047.00</b>	<b>18,670.49</b>	<b>201,915.81</b>	<b>146,131.19</b>	<b>58.01%</b>
<b>Department: 504 - TAX ASSESSOR COLLECTOR</b>							
<b>Expense</b>							
<a href="#">01-504-30100</a>	TAX APPRAISAL DISTRICT FEE	50,000.00	58,822.00	0.00	29,411.00	29,411.00	50.00 %

		Original Total Budget	Current Total Budget	Period Activity	Fiscal Activity	Variance Favorable (Unfavorable)	Percent Used
<a href="#">01-504-30300</a>	COUNTY CONTRACT M&O	20,000.00	20,000.00	411.83	25,244.01	-5,244.01	126.22 %
	<b>Expense Total:</b>	<b>70,000.00</b>	<b>78,822.00</b>	<b>411.83</b>	<b>54,655.01</b>	<b>24,166.99</b>	<b>69.34%</b>
	<b>Department: 504 - TAX ASSESSOR COLLECTOR Total:</b>	<b>70,000.00</b>	<b>78,822.00</b>	<b>411.83</b>	<b>54,655.01</b>	<b>24,166.99</b>	<b>69.34%</b>
<b>Department: 505 - INFORMATION TECHNOLOGY</b>							
<b>Expense</b>							
<a href="#">01-505-02220</a>	CONTRACT- IT SERVICES	43,200.00	43,200.00	3,600.00	21,600.00	21,600.00	50.00 %
<a href="#">01-505-05120</a>	TELEPHONE	175.00	175.00	0.00	67.81	107.19	38.75 %
<a href="#">01-505-14000</a>	TECHNOLOGY HARDWARE	50,000.00	50,000.00	408.81	15,410.44	34,589.56	30.82 %
<a href="#">01-505-14010</a>	SOFTWARE	10,000.00	10,000.00	0.00	7,900.00	2,100.00	79.00 %
<a href="#">01-505-14030</a>	NETWORK	2,000.00	2,000.00	14.97	28.22	1,971.78	1.41 %
	<b>Expense Total:</b>	<b>105,375.00</b>	<b>105,375.00</b>	<b>4,023.78</b>	<b>45,006.47</b>	<b>60,368.53</b>	<b>42.71%</b>
	<b>Department: 505 - INFORMATION TECHNOLOGY Total:</b>	<b>105,375.00</b>	<b>105,375.00</b>	<b>4,023.78</b>	<b>45,006.47</b>	<b>60,368.53</b>	<b>42.71%</b>
<b>Department: 506 - ELECTION</b>							
<b>Expense</b>							
<a href="#">01-506-03000</a>	ELECTIONS CONTRACT	17,500.00	17,500.00	0.00	44,743.86	-27,243.86	255.68 %
<a href="#">01-506-06100</a>	ADVERTISING	500.00	500.00	0.00	0.00	500.00	0.00 %
<a href="#">01-506-09100</a>	TRAVEL & SCHOOL	2,000.00	2,000.00	0.00	1,505.90	494.10	75.30 %
	<b>Expense Total:</b>	<b>20,000.00</b>	<b>20,000.00</b>	<b>0.00</b>	<b>46,249.76</b>	<b>-26,249.76</b>	<b>231.25%</b>
	<b>Department: 506 - ELECTION Total:</b>	<b>20,000.00</b>	<b>20,000.00</b>	<b>0.00</b>	<b>46,249.76</b>	<b>-26,249.76</b>	<b>231.25%</b>
<b>Department: 507 - POLICE</b>							
<b>Expense</b>							
<a href="#">01-507-01100</a>	SALARIES EXPENSE	1,370,621.00	1,372,831.00	88,867.60	739,955.29	632,875.71	53.90 %
<a href="#">01-507-01500</a>	POLICE OVERTIME SALARIES EXPE	55,000.00	52,418.32	4,775.88	40,298.94	12,119.38	76.88 %
<a href="#">01-507-01510</a>	OVERTIME - COMMUNITY CENTER	5,000.00	5,000.00	0.00	0.00	5,000.00	0.00 %
<a href="#">01-507-01515</a>	OVERTIME-STONE GARDEN	75,025.00	75,025.00	0.00	63,349.98	11,675.02	84.44 %
<a href="#">01-507-01520</a>	OVERTIME - SCHOOL SECURITY	6,000.00	6,000.00	0.00	4,940.81	1,059.19	82.35 %
<a href="#">01-507-01524</a>	OVERTIME - TXDOT TRAFFIC SAFETY	0.00	16,000.00	0.00	5,480.99	10,519.01	34.26 %
<a href="#">01-507-01530</a>	OVERTIME - OPERATION LONE STAR	0.00	50,000.00	2,290.68	2,290.68	47,709.32	4.58 %
<a href="#">01-507-02100</a>	FICA EXPENSE	93,722.00	95,099.02	5,857.24	52,365.28	42,733.74	55.06 %
<a href="#">01-507-02105</a>	MEDICARE EXPENSE	21,918.00	22,239.04	1,369.83	12,246.71	9,992.33	55.07 %
<a href="#">01-507-02106</a>	HEALTH INSURANCE EXPENSE	201,144.00	201,144.00	16,108.23	115,146.67	85,997.33	57.25 %
<a href="#">01-507-02107</a>	STATE UNEMPLOY TAX EXPENSE	1,575.00	1,715.00	23.35	1,596.04	118.96	93.06 %
<a href="#">01-507-02150</a>	TMRS EXPENSE	129,704.00	131,729.29	6,993.58	60,691.26	71,038.03	46.07 %
<a href="#">01-507-02160</a>	WORKER'S COMP	34,597.00	35,105.33	0.00	0.00	35,105.33	0.00 %
<a href="#">01-507-02210</a>	OTHER INSURANCE	1,020.00	1,020.00	73.41	550.99	469.01	54.02 %
<a href="#">01-507-03100</a>	BREATHALAZER CONTRACT	3,300.00	3,300.00	0.00	1,650.00	1,650.00	50.00 %
<a href="#">01-507-03115</a>	FORENSICS	1,000.00	1,000.00	0.00	0.00	1,000.00	0.00 %
<a href="#">01-507-04100</a>	ADMINISTRATIVE SUPPLIES	20,000.00	20,000.00	1,288.64	11,307.46	8,692.54	56.54 %
<a href="#">01-507-04110</a>	JANITORIAL SUPPLIES	3,000.00	3,000.00	360.90	1,805.57	1,194.43	60.19 %
<a href="#">01-507-04115</a>	EMPLOYEE SCREENINGS	3,000.00	3,000.00	630.00	3,372.00	-372.00	112.40 %
<a href="#">01-507-04120</a>	UNIFORMS	20,000.00	20,000.00	327.22	3,393.41	16,606.59	16.97 %
<a href="#">01-507-04130</a>	PRISONER EXPENSE	2,000.00	2,000.00	0.00	715.00	1,285.00	35.75 %
<a href="#">01-507-04140</a>	POLICE EQUIPMENT	26,000.00	26,000.00	1,133.93	11,875.19	14,124.81	45.67 %
<a href="#">01-507-04145</a>	VEST BVP EXPENSE	1,750.00	1,750.00	0.00	0.00	1,750.00	0.00 %
<a href="#">01-507-05100</a>	ELECTRICITY	12,000.00	12,000.00	985.09	7,207.55	4,792.45	60.06 %
<a href="#">01-507-05120</a>	TELEPHONE	26,000.00	26,000.00	2,213.11	16,268.17	9,731.83	62.57 %
<a href="#">01-507-05130</a>	UTILITIES - POLICE	1,200.00	1,200.00	0.00	1,101.66	98.34	91.81 %
<a href="#">01-507-05135</a>	UTILITIES - TRAINING CENTER	800.00	800.00	0.00	370.92	429.08	46.37 %
<a href="#">01-507-07100</a>	FUEL FOR VEHICLES	50,000.00	50,000.00	0.00	31,084.77	18,915.23	62.17 %
<a href="#">01-507-08100</a>	REPAIRS TO VEHICLES	30,000.00	50,218.92	4,492.13	29,499.51	20,719.41	58.74 %
<a href="#">01-507-09100</a>	TRAVEL & TRAINING	10,000.00	10,000.00	382.30	6,077.38	3,922.62	60.77 %
<a href="#">01-507-09101</a>	TRAVEL & TRAINING - OPERATION ...	0.00	5,000.00	0.00	0.00	5,000.00	0.00 %
<a href="#">01-507-09110</a>	STATE EDUCATION TRAINING	0.00	0.00	0.00	1,240.42	-1,240.42	0.00 %
<a href="#">01-507-10100</a>	DUES & MEMBERSHIPS	1,000.00	1,000.00	0.00	330.84	669.16	33.08 %
<a href="#">01-507-11100</a>	MAINTENANCE OF EQUIPMENT	2,000.00	2,000.00	340.00	955.50	1,044.50	47.78 %
<a href="#">01-507-11110</a>	MAINTENANCE OF BUILDING	8,500.00	8,500.00	314.80	6,703.02	1,796.98	78.86 %

		Original Total Budget	Current Total Budget	Period Activity	Fiscal Activity	Variance Favorable (Unfavorable)	Percent Used
<a href="#">01-507-11120</a>	MAINTENANCE OF SHOOTING RAN...	25,000.00	25,000.00	0.00	1,527.19	23,472.81	6.11 %
<a href="#">01-507-12100</a>	BUILDING INSURANCE	7,000.00	7,000.00	0.00	0.00	7,000.00	0.00 %
<a href="#">01-507-12110</a>	LIABILITY INSURANCE	32,000.00	32,000.00	0.00	40,699.89	-8,699.89	127.19 %
<a href="#">01-507-13500</a>	CAPITAL OUTLAY	75,000.00	220,800.00	0.00	0.00	220,800.00	0.00 %
<a href="#">01-507-14100</a>	TECHNOLOGY MAINTENANCE AGRE...	98,855.00	98,855.00	275.57	74,510.38	24,344.62	75.37 %
<a href="#">01-507-30100</a>	SCHOOL SUPPORT/EXPLORERS	6,000.00	6,000.00	222.91	3,188.25	2,811.75	53.14 %
<a href="#">01-507-30200</a>	CAPITAL LEASE	63,000.00	63,000.00	5,078.78	21,424.56	41,575.44	34.01 %
<a href="#">01-507-99100</a>	MISCELLANEOUS	500.00	500.00	0.00	0.00	500.00	0.00 %
	<b>Expense Total:</b>	<b>2,524,231.00</b>	<b>2,765,249.92</b>	<b>144,405.18</b>	<b>1,375,222.28</b>	<b>1,390,027.64</b>	<b>49.73%</b>
	<b>Department: 507 - POLICE Total:</b>	<b>2,524,231.00</b>	<b>2,765,249.92</b>	<b>144,405.18</b>	<b>1,375,222.28</b>	<b>1,390,027.64</b>	<b>49.73%</b>

Department: 508 - FIRE

Expense							
<a href="#">01-508-02160</a>	WORKERS COMP	1,500.00	1,500.00	0.00	0.00	1,500.00	0.00 %
<a href="#">01-508-03100</a>	FIRE MARSHAL	10,000.00	10,000.00	0.00	4,590.00	5,410.00	45.90 %
<a href="#">01-508-03110</a>	SPECIAL SERVICES- CONTRACT	227,650.00	227,650.00	0.00	113,825.00	113,825.00	50.00 %
<a href="#">01-508-04100</a>	SUPPLIES	1,250.00	1,250.00	0.00	1,250.00	0.00	100.00 %
<a href="#">01-508-05120</a>	TELEPHONE	360.00	360.00	29.94	177.25	182.75	49.24 %
<a href="#">01-508-05130</a>	UTILITIES - FIRE DEPARTMENT	4,000.00	4,000.00	0.00	913.57	3,086.43	22.84 %
	<b>Expense Total:</b>	<b>244,760.00</b>	<b>244,760.00</b>	<b>29.94</b>	<b>120,755.82</b>	<b>124,004.18</b>	<b>49.34%</b>
	<b>Department: 508 - FIRE Total:</b>	<b>244,760.00</b>	<b>244,760.00</b>	<b>29.94</b>	<b>120,755.82</b>	<b>124,004.18</b>	<b>49.34%</b>

Department: 509 - ENGINEERING

Expense							
<a href="#">01-509-03000</a>	CONTRACT- BUILDING INSPECTOR	140,000.00	140,000.00	0.00	67,117.54	72,882.46	47.94 %
<a href="#">01-509-30100</a>	PLAT REVIEW	20,000.00	20,000.00	0.00	1,414.63	18,585.37	7.07 %
<a href="#">01-509-30120</a>	ENGINEERING	30,000.00	30,000.00	0.00	12,572.15	17,427.85	41.91 %
	<b>Expense Total:</b>	<b>190,000.00</b>	<b>190,000.00</b>	<b>0.00</b>	<b>81,104.32</b>	<b>108,895.68</b>	<b>42.69%</b>
	<b>Department: 509 - ENGINEERING Total:</b>	<b>190,000.00</b>	<b>190,000.00</b>	<b>0.00</b>	<b>81,104.32</b>	<b>108,895.68</b>	<b>42.69%</b>

Department: 510 - CODE ENFORCEMENT

Expense							
<a href="#">01-510-01100</a>	ENVIRONMENTAL OFFICER SALARIES	115,296.00	115,296.00	9,155.15	54,804.98	60,491.02	47.53 %
<a href="#">01-510-01500</a>	OVERTIME SALARIES	4,000.00	4,000.00	19.50	3,755.67	244.33	93.89 %
<a href="#">01-510-02100</a>	PAYROLL TAXES FICA	7,396.00	7,396.00	565.07	3,618.61	3,777.39	48.93 %
<a href="#">01-510-02105</a>	PAYROLL TAXES MEDICARE	1,730.00	1,730.00	132.15	846.26	883.74	48.92 %
<a href="#">01-510-02106</a>	HEALTH INSURANCE	16,092.00	16,092.00	1,424.18	7,069.57	9,022.43	43.93 %
<a href="#">01-510-02107</a>	PAYROLL TWC	126.00	126.00	0.00	71.59	54.41	56.82 %
<a href="#">01-510-02150</a>	TMRS	10,236.00	10,236.00	668.83	4,179.67	6,056.33	40.83 %
<a href="#">01-510-02160</a>	WORKMAN'S COMPENSATION	2,730.00	2,730.00	0.00	0.00	2,730.00	0.00 %
<a href="#">01-510-02210</a>	OTHER INS	82.00	82.00	6.49	34.33	47.67	41.87 %
<a href="#">01-510-03100</a>	ORDINANCE ENFORCEMENT	6,000.00	6,000.00	0.00	1,520.00	4,480.00	25.33 %
<a href="#">01-510-04100</a>	SUPPLIES & POSTAGE	11,000.00	11,000.00	154.10	1,869.34	9,130.66	16.99 %
<a href="#">01-510-05120</a>	TELEPHONE/INTERNET	1,600.00	1,600.00	74.07	486.22	1,113.78	30.39 %
<a href="#">01-510-07100</a>	FUEL FOR VEHICLES	4,500.00	4,500.00	0.00	4,703.18	-203.18	104.52 %
<a href="#">01-510-08100</a>	REPAIRS TO VEHICLES	2,500.00	2,500.00	265.00	1,047.48	1,452.52	41.90 %
<a href="#">01-510-09100</a>	TRAVEL & TRAINING	1,000.00	1,000.00	0.00	725.29	274.71	72.53 %
<a href="#">01-510-11100</a>	MAINTENANCE OF EQUIPMENT	500.00	500.00	0.00	75.00	425.00	15.00 %
<a href="#">01-510-11110</a>	MAINTENANCE OF BUILDING	2,000.00	2,000.00	50.00	175.00	1,825.00	8.75 %
<a href="#">01-510-12110</a>	LIABILITY INSURANCE	600.00	600.00	0.00	686.98	-86.98	114.50 %
<a href="#">01-510-30100</a>	ANIMAL CONTROL	850.00	850.00	0.00	38.94	811.06	4.58 %
<a href="#">01-510-30200</a>	CAPITAL LEASE	10,000.00	10,000.00	0.00	0.00	10,000.00	0.00 %
<a href="#">01-510-99100</a>	MISCELLANEOUS	500.00	500.00	0.00	240.50	259.50	48.10 %
	<b>Expense Total:</b>	<b>198,738.00</b>	<b>198,738.00</b>	<b>12,514.54</b>	<b>85,948.61</b>	<b>112,789.39</b>	<b>43.25%</b>
	<b>Department: 510 - CODE ENFORCEMENT Total:</b>	<b>198,738.00</b>	<b>198,738.00</b>	<b>12,514.54</b>	<b>85,948.61</b>	<b>112,789.39</b>	<b>43.25%</b>

Department: 511 - EMERGENCY MEDICAL SERV

Expense							
<a href="#">01-511-05120</a>	TELEPHONE	350.00	350.00	29.94	177.25	172.75	50.64 %
<a href="#">01-511-05130</a>	UTILITIES-AMBULANCE SERVICE	7,000.00	7,000.00	0.00	347.55	6,652.45	4.97 %

		Original Total Budget	Current Total Budget	Period Activity	Fiscal Activity	Variance Favorable (Unfavorable)	Percent Used
<a href="#">01-511-30000</a>	LOS FRESNOS AMBULANCE SERVICE	204,000.00	204,000.00	0.00	102,000.00	102,000.00	50.00 %
	<b>Expense Total:</b>	<b>211,350.00</b>	<b>211,350.00</b>	<b>29.94</b>	<b>102,524.80</b>	<b>108,825.20</b>	<b>48.51%</b>
	<b>Department: 511 - EMERGENCY MEDICAL SERV Total:</b>	<b>211,350.00</b>	<b>211,350.00</b>	<b>29.94</b>	<b>102,524.80</b>	<b>108,825.20</b>	<b>48.51%</b>

**Department: 512 - SOLID WASTE**

Expense							
<a href="#">01-512-05100</a>	ELECTRICITY	375.00	375.00	0.00	375.00	0.00	100.00 %
<a href="#">01-512-99115</a>	BAD DEBT EXPENSE	4,000.00	4,000.00	0.00	0.00	4,000.00	0.00 %
	<b>Expense Total:</b>	<b>4,375.00</b>	<b>4,375.00</b>	<b>0.00</b>	<b>375.00</b>	<b>4,000.00</b>	<b>8.57%</b>
	<b>Department: 512 - SOLID WASTE Total:</b>	<b>4,375.00</b>	<b>4,375.00</b>	<b>0.00</b>	<b>375.00</b>	<b>4,000.00</b>	<b>8.57%</b>

**Department: 514 - STREETS**

Expense							
<a href="#">01-514-01100</a>	SALARIES EXPENSE	70,335.00	70,335.00	8,113.28	39,369.44	30,965.56	55.97 %
<a href="#">01-514-01125</a>	CONTRACT LABOR	26,624.00	26,624.00	1,753.60	19,788.80	6,835.20	74.33 %
<a href="#">01-514-01130</a>	CONTRACT LABOR- OVERTIME	2,000.00	2,000.00	0.00	1,118.40	881.60	55.92 %
<a href="#">01-514-01500</a>	OVERTIME SALARIES EXPENSE	3,000.00	3,000.00	228.66	1,863.93	1,136.07	62.13 %
<a href="#">01-514-02100</a>	FICA EXPENSE	4,547.00	4,547.00	511.29	2,528.37	2,018.63	55.61 %
<a href="#">01-514-02105</a>	MEDICARE EXPENSE	1,064.00	1,064.00	119.58	591.34	472.66	55.58 %
<a href="#">01-514-02106</a>	HEALTH INSURANCE EXPENSE	16,092.00	16,092.00	2,072.73	10,768.57	5,323.43	66.92 %
<a href="#">01-514-02107</a>	STATE UNEMPLOY TAX EXPENSE	126.00	126.00	19.33	149.87	-23.87	118.94 %
<a href="#">01-514-02150</a>	TMRS EXPENSE	6,292.00	6,292.00	608.13	2,942.29	3,349.71	46.76 %
<a href="#">01-514-02160</a>	WORKER'S COMP	1,224.00	1,224.00	0.00	0.00	1,224.00	0.00 %
<a href="#">01-514-02210</a>	OTHER INSURANCE	82.00	82.00	9.44	51.44	30.56	62.73 %
<a href="#">01-514-04100</a>	TOOLS & SUPPLIES	5,000.00	5,000.00	2,667.17	5,737.00	-737.00	114.74 %
<a href="#">01-514-05100</a>	ELECTRICITY (STREET LIGHTS)	115,000.00	115,000.00	8,662.49	67,884.12	47,115.88	59.03 %
<a href="#">01-514-07100</a>	FUEL FOR VEHICLES	8,000.00	8,000.00	0.00	4,847.39	3,152.61	60.59 %
<a href="#">01-514-08100</a>	REPAIRS TO VEHICLES	6,000.00	6,000.00	115.00	11,214.92	-5,214.92	186.92 %
<a href="#">01-514-09100</a>	TRAVEL & TRAINING	2,000.00	2,000.00	0.00	740.00	1,260.00	37.00 %
<a href="#">01-514-10100</a>	DUES AND MEMBERSHIP	15,000.00	15,000.00	0.00	17,895.40	-2,895.40	119.30 %
<a href="#">01-514-11100</a>	STREET DRAINAGE & REPAIRS	50,000.00	50,000.00	4,100.00	14,845.66	35,154.34	29.69 %
<a href="#">01-514-11110</a>	STREET SIGNS & REPAIRS	5,000.00	5,000.00	1,250.00	11,529.45	-6,529.45	230.59 %
<a href="#">01-514-11120</a>	MOWING MACHINE REPAIRS	7,500.00	7,500.00	0.00	2,766.66	4,733.34	36.89 %
<a href="#">01-514-12110</a>	LIABILITY INSURANCE	2,500.00	2,500.00	0.00	3,774.77	-1,274.77	150.99 %
<a href="#">01-514-13500</a>	CAPITAL OUTLAY	0.00	0.00	0.00	62,793.85	-62,793.85	0.00 %
<a href="#">01-514-13520</a>	STREET PROJECTS	154,526.00	154,526.00	65,000.00	67,140.00	87,386.00	43.45 %
<a href="#">01-514-30201</a>	CAPITAL LEASE	28,000.00	28,000.00	0.00	0.00	28,000.00	0.00 %
<a href="#">01-514-30210</a>	CAPITAL LEASE- INTEREST ST SW	0.00	0.00	911.12	6,385.71	-6,385.71	0.00 %
	<b>Expense Total:</b>	<b>529,912.00</b>	<b>529,912.00</b>	<b>96,141.82</b>	<b>356,727.38</b>	<b>173,184.62</b>	<b>67.32%</b>
	<b>Department: 514 - STREETS Total:</b>	<b>529,912.00</b>	<b>529,912.00</b>	<b>96,141.82</b>	<b>356,727.38</b>	<b>173,184.62</b>	<b>67.32%</b>

**Department: 515 - PARKS**

Expense							
<a href="#">01-515-01100</a>	SALARIES EXPENSE	97,479.00	97,479.00	9,696.89	69,379.62	28,099.38	71.17 %
<a href="#">01-515-01105</a>	POOL LABOR	150,085.00	150,085.00	4,374.05	29,015.56	121,069.44	19.33 %
<a href="#">01-515-01106</a>	SWIMMING LESSONS INSTRUCTOR	30,000.00	30,000.00	0.00	0.00	30,000.00	0.00 %
<a href="#">01-515-01125</a>	CONTRACT LABOR	53,248.00	53,248.00	3,916.80	21,641.60	31,606.40	40.64 %
<a href="#">01-515-01130</a>	CONTRACT LABOR - OVERTIME	2,000.00	2,000.00	110.40	945.60	1,054.40	47.28 %
<a href="#">01-515-01500</a>	OVERTIME SALARIES EXPENSE	5,000.00	5,000.00	638.28	5,513.83	-513.83	110.28 %
<a href="#">01-515-02100</a>	FICA EXPENSE	15,659.00	15,659.00	901.14	6,387.98	9,271.02	40.79 %
<a href="#">01-515-02105</a>	MEDICARE EXPENSE	3,664.00	3,664.00	210.77	1,494.08	2,169.92	40.78 %
<a href="#">01-515-02106</a>	HEALTH INSURANCE EXPENSE	24,137.00	24,137.00	2,908.60	18,956.62	5,180.38	78.54 %
<a href="#">01-515-02107</a>	STATE UNEMPLOY TAX EXPENSE	1,422.00	1,422.00	34.79	434.46	987.54	30.55 %
<a href="#">01-515-02150</a>	TMRS EXPENSE	8,793.00	8,793.00	753.44	5,325.35	3,467.65	60.56 %
<a href="#">01-515-02160</a>	WORKER'S COMP	4,215.00	4,215.00	0.00	0.00	4,215.00	0.00 %
<a href="#">01-515-02210</a>	OTHER INSURANCE	122.00	122.00	13.25	91.08	30.92	74.66 %
<a href="#">01-515-04100</a>	TOOLS & SUPPLIES	10,000.00	10,000.00	988.49	4,846.06	5,153.94	48.46 %
<a href="#">01-515-04110</a>	POOL SUPPLIES	2,500.00	2,500.00	527.85	755.96	1,744.04	30.24 %
<a href="#">01-515-05100</a>	ELECTRICITY - PARKS	12,000.00	12,000.00	1,148.25	3,721.57	8,278.43	31.01 %

		Original Total Budget	Current Total Budget	Period Activity	Fiscal Activity	Variance Favorable (Unfavorable)	Percent Used
<a href="#">01-515-05110</a>	ELECTRICITY - POOL	8,000.00	8,000.00	859.49	6,281.62	1,718.38	78.52 %
<a href="#">01-515-05115</a>	ELECTRICITY - BOYS & GIRLS CLUB	10,000.00	10,000.00	1,952.50	12,618.08	-2,618.08	126.18 %
<a href="#">01-515-05116</a>	ELECTRICITY - ALAMO WAREHOUSE	4,000.00	4,000.00	172.60	1,319.59	2,680.41	32.99 %
<a href="#">01-515-05120</a>	TELEPHONE	200.00	200.00	14.97	96.04	103.96	48.02 %
<a href="#">01-515-05130</a>	UTILITIES - COMMUNITY PARK	3,500.00	3,500.00	0.00	3,891.63	-391.63	111.19 %
<a href="#">01-515-05131</a>	UTILITIES - NATURE PARK	1,200.00	1,200.00	0.00	514.61	685.39	42.88 %
<a href="#">01-515-05132</a>	UTILITIES - POOL	4,500.00	4,500.00	0.00	481.38	4,018.62	10.70 %
<a href="#">01-515-05135</a>	UTILITIES - BOYS & GIRLS CLUB	1,000.00	1,000.00	0.00	463.13	536.87	46.31 %
<a href="#">01-515-05136</a>	UTILITIES - ALAMO WAREHOUSE	750.00	750.00	0.00	370.92	379.08	49.46 %
<a href="#">01-515-07100</a>	FUEL FOR VEHICLES	10,000.00	10,000.00	0.00	4,380.73	5,619.27	43.81 %
<a href="#">01-515-08100</a>	REPAIRS TO VEHICLES	4,000.00	4,000.00	90.00	1,984.76	2,015.24	49.62 %
<a href="#">01-515-08110</a>	TRACTOR REPAIRS	0.00	0.00	0.00	70.00	-70.00	0.00 %
<a href="#">01-515-11100</a>	MOWING MACHINE REPAIRS	10,000.00	10,000.00	2,830.78	8,617.81	1,382.19	86.18 %
<a href="#">01-515-11110</a>	POOL MAINTENANCE	7,500.00	7,500.00	260.00	4,604.90	2,895.10	61.40 %
<a href="#">01-515-11120</a>	POOL CHEMICALS	20,000.00	20,000.00	6,470.24	10,847.44	9,152.56	54.24 %
<a href="#">01-515-11130</a>	PARK MAINTENANCE	20,000.00	20,000.00	793.38	7,449.97	12,550.03	37.25 %
<a href="#">01-515-11135</a>	FIELD MAINTENANCE	10,000.00	10,000.00	8,346.00	9,016.09	983.91	90.16 %
<a href="#">01-515-11136</a>	ALAMO WHSE MAINTENANCE	15,000.00	15,000.00	176.00	4,461.00	10,539.00	29.74 %
<a href="#">01-515-11145</a>	BOYS & GIRLS CLUB	80,000.00	80,000.00	0.00	40,000.00	40,000.00	50.00 %
<a href="#">01-515-12100</a>	BUILDING INSURANCE	1,600.00	1,600.00	0.00	0.00	1,600.00	0.00 %
<a href="#">01-515-12110</a>	LIABILITY INSURANCE	6,500.00	6,500.00	0.00	8,063.30	-1,563.30	124.05 %
<a href="#">01-515-13500</a>	CAPITAL OUTLAY	7,500.00	7,500.00	0.00	0.00	7,500.00	0.00 %
<a href="#">01-515-30101</a>	HIKE AND BIKE TRAIL PROJECT	43,284.00	43,284.00	0.00	0.00	43,284.00	0.00 %
<a href="#">01-515-30200</a>	CAPITAL LEASE	20,000.00	20,000.00	1,652.63	9,955.28	10,044.72	49.78 %
<a href="#">01-515-99100</a>	MISCELLANEOUS	600.00	600.00	0.00	0.00	600.00	0.00 %
	<b>Expense Total:</b>	<b>709,458.00</b>	<b>709,458.00</b>	<b>49,841.59</b>	<b>303,997.65</b>	<b>405,460.35</b>	<b>42.85%</b>
	<b>Department: 515 - PARKS Total:</b>	<b>709,458.00</b>	<b>709,458.00</b>	<b>49,841.59</b>	<b>303,997.65</b>	<b>405,460.35</b>	<b>42.85%</b>

**Department: 516 - LIBRARY**

Expense							
<a href="#">01-516-01100</a>	SALARIES EXPENSE	146,962.00	146,962.00	9,073.82	68,668.22	78,293.78	46.73 %
<a href="#">01-516-01500</a>	OVERTIME SALARIES EXPENSE	1,500.00	1,500.00	0.00	768.55	731.45	51.24 %
<a href="#">01-516-02100</a>	FICA EXPENSE	9,205.00	9,205.00	559.17	4,282.94	4,922.06	46.53 %
<a href="#">01-516-02105</a>	MEDICARE EXPENSE	2,152.00	2,152.00	130.77	1,001.62	1,150.38	46.54 %
<a href="#">01-516-02106</a>	HEALTH INSURANCE EXPENSE	16,092.00	16,092.00	1,492.12	9,713.42	6,378.58	60.36 %
<a href="#">01-516-02107</a>	STATE UNEMPLOY TAX EXPENSE	202.00	202.00	0.00	142.73	59.27	70.66 %
<a href="#">01-516-02150</a>	TMRS EXPENSE	10,012.00	10,012.00	661.48	4,593.79	5,418.21	45.88 %
<a href="#">01-516-02160</a>	WORKER'S COMP	398.00	398.00	0.00	0.00	398.00	0.00 %
<a href="#">01-516-02210</a>	OTHER INSURANCE	82.00	82.00	5.60	40.64	41.36	49.56 %
<a href="#">01-516-04100</a>	OFFICE SUPPLIES & POSTAGE	3,400.00	3,400.00	0.00	1,385.82	2,014.18	40.76 %
<a href="#">01-516-05100</a>	ELECTRICITY	5,300.00	5,300.00	289.31	2,556.39	2,743.61	48.23 %
<a href="#">01-516-05120</a>	TELEPHONE	1,200.00	1,200.00	94.32	604.29	595.71	50.36 %
<a href="#">01-516-09100</a>	TRAVEL & TRAINING	2,500.00	2,500.00	0.00	233.02	2,266.98	9.32 %
<a href="#">01-516-10100</a>	DUES & MEMBERSHIP	450.00	450.00	0.00	30.83	419.17	6.85 %
<a href="#">01-516-11100</a>	MAINTENANCE OF EQUIPMENT	1,000.00	1,000.00	0.00	475.00	525.00	47.50 %
<a href="#">01-516-11110</a>	MAINTENANCE OF BUILDING	6,000.00	6,000.00	144.82	824.11	5,175.89	13.74 %
<a href="#">01-516-12100</a>	BUILDING INSURANCE	5,600.00	5,600.00	0.00	0.00	5,600.00	0.00 %
<a href="#">01-516-12110</a>	LIABILITY INSURANCE	2,700.00	2,700.00	0.00	2,731.26	-31.26	101.16 %
<a href="#">01-516-13110</a>	LEASE COPIER	3,700.00	3,700.00	499.82	1,363.36	2,336.64	36.85 %
<a href="#">01-516-13500</a>	CAPITAL OUTLAY	13,400.00	13,400.00	0.00	1,908.47	11,491.53	14.24 %
<a href="#">01-516-14100</a>	TECHNOLOGY MAINTENACE AGRE...	6,107.00	6,107.00	9.23	4,075.98	2,031.02	66.74 %
<a href="#">01-516-30100</a>	BOOKS	8,500.00	8,500.00	747.41	4,104.62	4,395.38	48.29 %
<a href="#">01-516-99100</a>	MISCELLANEOUS	2,500.00	2,500.00	0.00	1,318.63	1,181.37	52.75 %
	<b>Expense Total:</b>	<b>248,962.00</b>	<b>248,962.00</b>	<b>13,707.87</b>	<b>110,823.69</b>	<b>138,138.31</b>	<b>44.51%</b>
	<b>Department: 516 - LIBRARY Total:</b>	<b>248,962.00</b>	<b>248,962.00</b>	<b>13,707.87</b>	<b>110,823.69</b>	<b>138,138.31</b>	<b>44.51%</b>

**Department: 517 - COMMUNITY CENTER**

Expense							
<a href="#">01-517-01100</a>	JANITORIAL SALARIES	35,443.00	35,443.00	2,726.40	19,618.20	15,824.80	55.35 %

		Original Total Budget	Current Total Budget	Period Activity	Fiscal Activity	Variance Favorable (Unfavorable)	Percent Used
<a href="#">01-517-01500</a>	OVERTIME	300.00	300.00	57.51	63.90	236.10	21.30 %
<a href="#">01-517-02100</a>	PAYROLL TAXES FICA	2,216.00	2,216.00	169.64	1,200.61	1,015.39	54.18 %
<a href="#">01-517-02105</a>	PAYROLL TAXES MEDICARE	518.00	518.00	39.67	280.78	237.22	54.20 %
<a href="#">01-517-02106</a>	HEALTH INSURANCE	8,046.00	8,046.00	746.06	4,856.71	3,189.29	60.36 %
<a href="#">01-517-02107</a>	PAYROLL TAXES TWC	63.00	63.00	0.00	62.87	0.13	99.79 %
<a href="#">01-517-02150</a>	RETIREMENT EXPENSE	3,067.00	3,067.00	202.95	1,399.33	1,667.67	45.63 %
<a href="#">01-517-02160</a>	WORKMANS COMP	72.00	72.00	0.00	0.00	72.00	0.00 %
<a href="#">01-517-02210</a>	OTHER INSURANCE	41.00	41.00	3.40	23.32	17.68	56.88 %
<a href="#">01-517-04100</a>	SUPPLIES	6,000.00	6,000.00	360.90	2,455.33	3,544.67	40.92 %
<a href="#">01-517-05100</a>	TELEPHONE	1,800.00	1,800.00	148.70	1,017.33	782.67	56.52 %
<a href="#">01-517-05110</a>	ELECTRICITY	5,500.00	5,500.00	357.12	2,672.75	2,827.25	48.60 %
<a href="#">01-517-05130</a>	UTILITIES	700.00	700.00	0.00	408.22	291.78	58.32 %
<a href="#">01-517-07100</a>	FUEL	1,700.00	1,700.00	0.00	1,262.39	437.61	74.26 %
<a href="#">01-517-08100</a>	VEHICLE REPAIRS	2,500.00	2,500.00	40.00	609.39	1,890.61	24.38 %
<a href="#">01-517-11100</a>	MAINTENANCE OF EQUIPMENT	500.00	500.00	10.99	10.99	489.01	2.20 %
<a href="#">01-517-11110</a>	MAINTENANCE OF BUILDING	6,000.00	6,000.00	176.00	2,377.93	3,622.07	39.63 %
<a href="#">01-517-12100</a>	BUILDING INSURANCE	3,250.00	3,250.00	0.00	0.00	3,250.00	0.00 %
<a href="#">01-517-12110</a>	LIABILITY INSURANCE	2,250.00	2,250.00	0.00	2,313.78	-63.78	102.83 %
	<b>Expense Total:</b>	<b>79,966.00</b>	<b>79,966.00</b>	<b>5,039.34</b>	<b>40,633.83</b>	<b>39,332.17</b>	<b>50.81%</b>
<b>Department: 517 - COMMUNITY CENTER Total:</b>		<b>79,966.00</b>	<b>79,966.00</b>	<b>5,039.34</b>	<b>40,633.83</b>	<b>39,332.17</b>	<b>50.81%</b>
<b>Department: 518 - EMERGENCY MANAGEMENT</b>							
<b>Expense</b>							
<a href="#">01-518-01100</a>	COORDINATOR SALARY	6,329.00	6,329.00	0.00	0.00	6,329.00	0.00 %
<a href="#">01-518-02100</a>	FICA	392.00	392.00	0.00	0.00	392.00	0.00 %
<a href="#">01-518-02105</a>	MEDICARE	92.00	92.00	0.00	0.00	92.00	0.00 %
<a href="#">01-518-02107</a>	STATE UNEMPLOYMENT TAX EXPE...	63.00	63.00	0.00	0.00	63.00	0.00 %
<a href="#">01-518-02150</a>	TMRS	543.00	543.00	0.00	0.00	543.00	0.00 %
<a href="#">01-518-02160</a>	WORKERS COMPENSATION	145.00	145.00	0.00	0.00	145.00	0.00 %
<a href="#">01-518-04100</a>	SUPPLIES	5,000.00	5,000.00	0.00	888.37	4,111.63	17.77 %
<a href="#">01-518-05120</a>	TELEPHONE/COMMUNICATION	360.00	360.00	30.00	210.00	150.00	58.33 %
<a href="#">01-518-07110</a>	DIESEL FUEL - DISASTER	1,000.00	1,000.00	0.00	0.00	1,000.00	0.00 %
<a href="#">01-518-09100</a>	TRAVEL & TRAINING	3,000.00	3,000.00	0.00	35.00	2,965.00	1.17 %
<a href="#">01-518-11100</a>	MAINTENANCE EQUIPMENT	1,500.00	1,500.00	0.00	0.00	1,500.00	0.00 %
<a href="#">01-518-14100</a>	TECHNOLOGY MAINTENANCE AGRE...	48,430.00	48,430.00	0.00	48,455.05	-25.05	100.05 %
	<b>Expense Total:</b>	<b>66,854.00</b>	<b>66,854.00</b>	<b>30.00</b>	<b>49,588.42</b>	<b>17,265.58</b>	<b>74.17%</b>
<b>Department: 518 - EMERGENCY MANAGEMENT Total:</b>		<b>66,854.00</b>	<b>66,854.00</b>	<b>30.00</b>	<b>49,588.42</b>	<b>17,265.58</b>	<b>74.17%</b>
<b>Department: 519 - OTHER GENERAL EXPENSES</b>							
<b>Expense</b>							
<a href="#">01-519-30170</a>	RCI TECHNOLOGIES- FA/RECORDS	8,000.00	8,000.00	0.00	0.00	8,000.00	0.00 %
<a href="#">01-519-30260</a>	THANKSGIVING/CHRISTMAS PARTY	15,500.00	15,500.00	659.10	9,388.68	6,111.32	60.57 %
	<b>Expense Total:</b>	<b>23,500.00</b>	<b>23,500.00</b>	<b>659.10</b>	<b>9,388.68</b>	<b>14,111.32</b>	<b>39.95%</b>
<b>Department: 519 - OTHER GENERAL EXPENSES Total:</b>		<b>23,500.00</b>	<b>23,500.00</b>	<b>659.10</b>	<b>9,388.68</b>	<b>14,111.32</b>	<b>39.95%</b>
<b>Department: 523 - DSRIP-COMMUNITY HEALT</b>							
<b>Expense</b>							
<a href="#">01-523-01100</a>	SALARIES EXPENSE	43,784.00	43,784.00	3,368.00	24,130.64	19,653.36	55.11 %
<a href="#">01-523-01500</a>	OVERTIME	500.00	500.00	0.00	0.00	500.00	0.00 %
<a href="#">01-523-02100</a>	FICA EXPENSE	2,746.00	2,746.00	202.82	1,456.35	1,289.65	53.04 %
<a href="#">01-523-02105</a>	MEDICARE EXPENSE	642.00	642.00	47.44	340.63	301.37	53.06 %
<a href="#">01-523-02106</a>	HEALTH INSURANCE EXPENSE	8,046.00	8,046.00	746.06	4,856.71	3,189.29	60.36 %
<a href="#">01-523-02107</a>	STATE UNEMPLOY TAX EXPENSE	63.00	63.00	0.00	63.00	0.00	100.00 %
<a href="#">01-523-02150</a>	TMRS EXPENSE	3,800.00	3,800.00	245.52	1,715.41	2,084.59	45.14 %
<a href="#">01-523-02160</a>	WORKER'S COMP	739.00	739.00	0.00	0.00	739.00	0.00 %
<a href="#">01-523-02210</a>	OTHER INSURANCE	41.00	41.00	3.40	23.32	17.68	56.88 %
<a href="#">01-523-04100</a>	SUPPLIES	8,000.00	8,000.00	91.28	2,851.36	5,148.64	35.64 %
<a href="#">01-523-05120</a>	TELEPHONE	1,100.00	1,100.00	89.10	615.02	484.98	55.91 %

Budget Report

For Fiscal: 2025-2026 Pe

Section H, Item # 1.

6

[01-523-09100](#)

	Original Total Budget	Current Total Budget	Period Activity	Fiscal Activity	Variance Favorable (Unfavorable)	Percent Used
TRAVEL & TRAINING	0.00	0.00	0.00	73.93	-73.93	0.00 %
<b>Expense Total:</b>	<b>69,461.00</b>	<b>69,461.00</b>	<b>4,793.62</b>	<b>36,126.37</b>	<b>33,334.63</b>	<b>52.01%</b>
<b>Department: 523 - DSRIP-COMMUNITY HEALT Total:</b>	<b>69,461.00</b>	<b>69,461.00</b>	<b>4,793.62</b>	<b>36,126.37</b>	<b>33,334.63</b>	<b>52.01%</b>
<b>Fund: 01 - GENERAL FUND Surplus (Deficit):</b>	<b>0.00</b>	<b>0.00</b>	<b>-171,893.37</b>	<b>1,378,121.62</b>	<b>1,378,121.62</b>	<b>0.00%</b>
<b>Report Surplus (Deficit):</b>	<b>0.00</b>	<b>0.00</b>	<b>-171,893.37</b>	<b>1,378,121.62</b>	<b>1,378,121.62</b>	<b>0.00%</b>



City of Los Fresnos, TX

Vendor Number	Vendor Name	Payment Date	Payment Type	Discount Amount	Payment Amount	Number
<b>Bank Code: FVB2-WATER &amp; SEWER CHECKING</b>						
08068	A3 CONTRACTORS & SERVICES, LLC	04/02/2026	Regular	0.00	2,900.00	153668
05635	AGUAWORKS PIPE & SUPPLY, INC	04/02/2026	Regular	0.00	1,090.62	153669
01565	AMAZON.COM	04/02/2026	Regular	0.00	806.50	153670
	**Void**	04/02/2026	Regular	0.00	0.00	153671
07070	AMCHEM INC	04/02/2026	Regular	0.00	7,488.34	153672
09860	AT&T MOBILITY	04/02/2026	Regular	0.00	450.70	153673
04715	BURTON COMPANIES, LLC	04/02/2026	Regular	0.00	59.75	153674
01377	Burton McCumber & Longoria, LLP	04/02/2026	Regular	0.00	22,611.03	153675
08410	CHEMTRADE CHEMICALS US LLC	04/02/2026	Regular	0.00	5,212.00	153676
05895	DIRECT ENERGY-UTILITY OPERATIONS	04/02/2026	Regular	0.00	7,463.75	153677
02325	EAST RIO HONDO WATER	04/02/2026	Regular	0.00	962.09	153678
01699	EDITH RAMIREZ	04/02/2026	Regular	0.00	256.50	153679
07590	Longoria Consulting	04/02/2026	Regular	0.00	1,000.00	153680
08690	LUIS MASCORRO	04/02/2026	Regular	0.00	1,200.00	153681
06895	MAGIC VALLEY ELECTRIC COOPERATIVE	04/02/2026	Regular	0.00	65.21	153682
05785	MAXIMINO TORRES	04/02/2026	Regular	0.00	220.00	153683
00413	O'REILLY AUTO PARTS	04/02/2026	Regular	0.00	336.47	153684
00925	PEDERSON CONSTRUCTION CO	04/02/2026	Regular	0.00	500.00	153685
07535	PVS DX INC.	04/02/2026	Regular	0.00	2,637.20	153686
07855	REGION STAFFING, INC	04/02/2026	Regular	0.00	3,923.20	153687
	**Void**	04/02/2026	Regular	0.00	0.00	153688
01362	TOPS - THE OUTDOOR POWER STORE	04/02/2026	Regular	0.00	22.49	153689
08392	TYLER BUSINESS FORMS	04/02/2026	Regular	0.00	411.19	153690
08299	UNIFIRST HOLDINGS INC	04/02/2026	Regular	0.00	618.18	153691
08323	ZEPEDA SPRINKLERS	04/02/2026	Regular	0.00	368.90	153692
01302	BIG M PEST CONTROL, LLC	04/02/2026	Regular	0.00	75.00	153693
01274	NewLane Finance Company	04/02/2026	Regular	0.00	106.00	153694
05635	AGUAWORKS PIPE & SUPPLY, INC	04/17/2026	Regular	0.00	844.94	153695
01565	AMAZON.COM	04/17/2026	Regular	0.00	329.38	153696
01822	CAMERON COLLISION CENTER LLC	04/17/2026	Regular	0.00	479.42	153697
00120	CCID #6	04/17/2026	Regular	0.00	11,723.65	153698
00004	CITY OF LOS FRESNOS	04/17/2026	Regular	0.00	302.01	153699
05895	DIRECT ENERGY-UTILITY OPERATIONS	04/17/2026	Regular	0.00	8,158.73	153700
08265	INTEGRITY TESTING, INC	04/17/2026	Regular	0.00	1,120.00	153701
01828	ISMAEL SALAS	04/17/2026	Regular	0.00	437.50	153702
08386	JUAN C SANCHEZ GOMEZ	04/17/2026	Regular	0.00	480.00	153703
08196	LA HORMIGA TIRE SHOP	04/17/2026	Regular	0.00	8.00	153704
08690	LUIS MASCORRO	04/17/2026	Regular	0.00	735.00	153705
01274	NewLane Finance Company	04/17/2026	Regular	0.00	119.78	153706
01077	ONE TEAM SOLUTION LLC	04/17/2026	Regular	0.00	657.00	153707
00925	PEDERSON CONSTRUCTION CO	04/17/2026	Regular	0.00	500.00	153708
07535	PVS DX INC.	04/17/2026	Regular	0.00	340.00	153709
07855	REGION STAFFING, INC	04/17/2026	Regular	0.00	3,584.00	153710
	**Void**	04/17/2026	Regular	0.00	0.00	153711
07555	SMARTCOM TELEPHONE	04/17/2026	Regular	0.00	401.18	153712
01078	TEXAS TANK SERVICES	04/17/2026	Regular	0.00	610.98	153713
04650	TYLER TECHNOLOGIES	04/17/2026	Regular	0.00	134.30	153714
08299	UNIFIRST HOLDINGS INC	04/17/2026	Regular	0.00	714.88	153715
08455	VEAE COMMUNICATION SERVICES LLC	04/17/2026	Regular	0.00	796.00	153716

Check Report

<b>Vendor Number</b> 00680	<b>Vendor Name</b> ZARSKY LUMBER	<b>Payment Date</b> 04/17/2026	<b>Payment Type</b> Regular	<b>Discount Amount</b> 0.00	<b>Payment Amount</b> 150.23	<b>Number</b> 153717
-------------------------------	-------------------------------------	-----------------------------------	--------------------------------	--------------------------------	---------------------------------	-------------------------

Bank Code FVB2 Summary

<b>Payment Type</b>	<b>Payable Count</b>	<b>Payment Count</b>	<b>Discount</b>	<b>Payment</b>
Regular Checks	63	47	0.00	93,412.10
Manual Checks	0	0	0.00	0.00
Voided Checks	0	3	0.00	0.00
Bank Drafts	0	0	0.00	0.00
EFT's	0	0	0.00	0.00
	<b>63</b>	<b>50</b>	<b>0.00</b>	<b>93,412.10</b>



City of Los Fresnos, TX

		Original Total Budget	Current Total Budget	Period Activity	Fiscal Activity	Variance Favorable (Unfavorable)	Percent Used
<b>Fund: 05 - UTILITY FUND</b>							
<b>Department: 444 - MISCELLANEOUS</b>							
<b>Revenue</b>							
<a href="#">05-444-1020</a>	MISCELLANEOUS INCOME	100.00	100.00	0.00	10,267.99	10,167.99	10,267.99 %
<a href="#">05-444-5010</a>	WATER SALES REVENUES	1,500,000.00	1,500,000.00	1,070.50	774,978.63	-725,021.37	51.67 %
<a href="#">05-444-5020</a>	WATER TAP FEES	40,000.00	40,000.00	600.00	7,800.00	-32,200.00	19.50 %
<a href="#">05-444-5030</a>	WATER UTL. EXP. FEES & CAPITAL	15,000.00	15,000.00	350.00	4,550.00	-10,450.00	30.33 %
<a href="#">05-444-5040</a>	PROCESSING FEES	26,000.00	26,000.00	1,000.00	16,875.00	-9,125.00	64.90 %
<a href="#">05-444-5050</a>	15% PENALTIES	68,000.00	68,000.00	0.00	35,889.64	-32,110.36	52.78 %
<a href="#">05-444-5080</a>	INTEREST EARNED	65,000.00	65,000.00	0.00	24,287.16	-40,712.84	37.36 %
<a href="#">05-444-5095</a>	NSF CHARGES	500.00	500.00	120.00	960.00	460.00	192.00 %
<a href="#">05-444-6010</a>	SEWER REVENUES	1,310,000.00	1,310,000.00	862.82	689,769.55	-620,230.45	52.65 %
<a href="#">05-444-6012</a>	SEWER REVENUE - INDIAN LAKE	131,000.00	131,000.00	0.00	90,747.69	-40,252.31	69.27 %
<a href="#">05-444-6014</a>	SEWER REVENUE - EAST RIO HONDO	325,000.00	325,000.00	0.00	155,013.49	-169,986.51	47.70 %
<a href="#">05-444-6020</a>	SEWER TAP FEES	20,000.00	20,000.00	350.00	6,300.00	-13,700.00	31.50 %
	<b>Revenue Total:</b>	<b>3,500,600.00</b>	<b>3,500,600.00</b>	<b>4,353.32</b>	<b>1,817,439.15</b>	<b>-1,683,160.85</b>	<b>51.92%</b>
	<b>Department: 444 - MISCELLANEOUS Total:</b>	<b>3,500,600.00</b>	<b>3,500,600.00</b>	<b>4,353.32</b>	<b>1,817,439.15</b>	<b>-1,683,160.85</b>	<b>51.92%</b>
<b>Department: 502 - ADMINISTRATION</b>							
<b>Expense</b>							
<a href="#">05-502-01100</a>	SALARIES - WATER	409,815.00	409,815.00	26,952.31	207,906.58	201,908.42	50.73 %
<a href="#">05-502-01125</a>	CONTRACT LABOR	39,936.00	39,936.00	3,737.60	24,291.20	15,644.80	60.83 %
<a href="#">05-502-01130</a>	CONTRACT LABOR -OT	1,500.00	1,500.00	0.00	0.00	1,500.00	0.00 %
<a href="#">05-502-01500</a>	OVERTIME SALARIES EXPENSE	26,000.00	26,000.00	2,018.00	13,044.96	12,955.04	50.17 %
<a href="#">05-502-02100</a>	FICA EXPENSE	27,021.00	27,021.00	1,783.10	13,579.06	13,441.94	50.25 %
<a href="#">05-502-02105</a>	MEDICARE EXPENSE	6,320.00	6,320.00	417.14	3,176.89	3,143.11	50.27 %
<a href="#">05-502-02106</a>	HEALTH INSURANCE EXPENSE	62,355.00	62,355.00	4,597.07	32,307.68	30,047.32	51.81 %
<a href="#">05-502-02107</a>	STATE UNEMPLOY TAX EXPENSE	507.00	507.00	14.42	474.69	32.31	93.63 %
<a href="#">05-502-02140</a>	OPEB EXPENSE - WATER	3,500.00	3,500.00	0.00	0.00	3,500.00	0.00 %
<a href="#">05-502-02150</a>	TMRS EXPENSE	35,719.00	35,719.00	2,009.34	14,972.25	20,746.75	41.92 %
<a href="#">05-502-02160</a>	WORKER'S COMP	6,004.00	6,004.00	0.00	0.00	6,004.00	0.00 %
<a href="#">05-502-02210</a>	OTHER INSURANCE	316.00	316.00	20.20	149.89	166.11	47.43 %
<a href="#">05-502-03115</a>	AUDITOR	13,500.00	13,500.00	0.00	16,990.32	-3,490.32	125.85 %
<a href="#">05-502-04100</a>	SUPPLIES & POSTAGE	17,000.00	17,000.00	2,180.88	10,353.27	6,646.73	60.90 %
<a href="#">05-502-05100</a>	ELECTRICITY	17,000.00	17,000.00	1,300.64	9,876.36	7,123.64	58.10 %
<a href="#">05-502-05120</a>	TELEPHONE	6,000.00	6,000.00	485.78	3,773.31	2,226.69	62.89 %
<a href="#">05-502-06100</a>	ADVERTISING	500.00	500.00	0.00	0.00	500.00	0.00 %
<a href="#">05-502-09100</a>	TRAVEL & TRAINING	3,500.00	3,500.00	0.00	3,607.89	-107.89	103.08 %
<a href="#">05-502-10100</a>	DUES & MEMBERSHIP	1,050.00	1,050.00	0.00	626.34	423.66	59.65 %
<a href="#">05-502-12100</a>	STRUCTURE INSURANCE	21,000.00	21,000.00	0.00	0.00	21,000.00	0.00 %
<a href="#">05-502-12110</a>	LIABILITY INSURANCE	10,000.00	10,000.00	0.00	11,282.63	-1,282.63	112.83 %
<a href="#">05-502-30115</a>	CREDIT CARD EXPENSE	60,000.00	60,000.00	0.00	72,904.40	-12,904.40	121.51 %
<a href="#">05-502-30120</a>	ENGINEERING	0.00	4,075.00	0.00	4,075.00	0.00	100.00 %
<a href="#">05-502-30250</a>	PROFESSIONAL SERVICES	500.00	500.00	0.00	0.00	500.00	0.00 %
<a href="#">05-502-99100</a>	MISCELLANEOUS	1,000.00	1,000.00	0.00	0.00	1,000.00	0.00 %
<a href="#">05-502-99115</a>	BAD DEBT EXPENSE	5,000.00	5,000.00	0.00	0.00	5,000.00	0.00 %
	<b>Expense Total:</b>	<b>775,043.00</b>	<b>779,118.00</b>	<b>45,516.48</b>	<b>443,392.72</b>	<b>335,725.28</b>	<b>56.91%</b>
	<b>Department: 502 - ADMINISTRATION Total:</b>	<b>775,043.00</b>	<b>779,118.00</b>	<b>45,516.48</b>	<b>443,392.72</b>	<b>335,725.28</b>	<b>56.91%</b>
<b>Department: 505 - INFORMATION TECHNOLOGY</b>							
<b>Expense</b>							
<a href="#">05-505-02220</a>	CONTRACT- IT SERVICES	0.00	0.00	398.00	2,388.00	-2,388.00	0.00 %
<a href="#">05-505-14000</a>	HARDWARE	10,000.00	7,962.00	0.00	3,144.14	4,817.86	39.49 %

		Original Total Budget	Current Total Budget	Period Activity	Fiscal Activity	Variance Favorable (Unfavorable)	Percent Used
<a href="#">05-505-14010</a>	SOFTWARE	10,000.00	7,963.00	0.00	6,300.00	1,663.00	79.12 %
<a href="#">05-505-14030</a>	NETWORK	1,000.00	1,000.00	0.00	0.00	1,000.00	0.00 %
	<b>Expense Total:</b>	<b>21,000.00</b>	<b>16,925.00</b>	<b>398.00</b>	<b>11,832.14</b>	<b>5,092.86</b>	<b>69.91%</b>
	<b>Department: 505 - INFORMATION TECHNOLOGY Total:</b>	<b>21,000.00</b>	<b>16,925.00</b>	<b>398.00</b>	<b>11,832.14</b>	<b>5,092.86</b>	<b>69.91%</b>
	<b>Department: 520 - CAPTIAL OUTLAY</b>						
	<b>Expense</b>						
<a href="#">05-520-13500</a>	WATER METERS	70,000.00	70,000.00	23,061.81	65,914.59	4,085.41	94.16 %
	<b>Expense Total:</b>	<b>70,000.00</b>	<b>70,000.00</b>	<b>23,061.81</b>	<b>65,914.59</b>	<b>4,085.41</b>	<b>94.16%</b>
	<b>Department: 520 - CAPTIAL OUTLAY Total:</b>	<b>70,000.00</b>	<b>70,000.00</b>	<b>23,061.81</b>	<b>65,914.59</b>	<b>4,085.41</b>	<b>94.16%</b>
	<b>Department: 526 - WATER SUPPLIES</b>						
	<b>Expense</b>						
<a href="#">05-526-04100</a>	CHEMICALS	175,000.00	175,000.00	2,686.80	131,545.08	43,454.92	75.17 %
<a href="#">05-526-04110</a>	SUPPLIES, TOOLS & EQUIPMENT	12,000.00	12,000.00	827.97	9,595.85	2,404.15	79.97 %
<a href="#">05-526-04120</a>	UNIFORMS & CLOTHING	6,000.00	6,000.00	512.35	4,316.53	1,683.47	71.94 %
<a href="#">05-526-04130</a>	WATER CONNECTIONS	35,000.00	35,000.00	4,661.20	21,428.77	13,571.23	61.23 %
<a href="#">05-526-04150</a>	WATER TESTING	9,000.00	9,000.00	210.07	4,964.50	4,035.50	55.16 %
<a href="#">05-526-07100</a>	FUEL FOR VEHICLES	12,000.00	12,000.00	0.00	7,184.31	4,815.69	59.87 %
<a href="#">05-526-08100</a>	REPAIRS TO VEHICLES	0.00	0.00	0.00	152.98	-152.98	0.00 %
	<b>Expense Total:</b>	<b>249,000.00</b>	<b>249,000.00</b>	<b>8,898.39</b>	<b>179,188.02</b>	<b>69,811.98</b>	<b>71.96%</b>
	<b>Department: 526 - WATER SUPPLIES Total:</b>	<b>249,000.00</b>	<b>249,000.00</b>	<b>8,898.39</b>	<b>179,188.02</b>	<b>69,811.98</b>	<b>71.96%</b>
	<b>Department: 527 - MAINTENANCE OF WATER S</b>						
	<b>Expense</b>						
<a href="#">05-527-11100</a>	WATER PLANT MAINTENANCE	25,000.00	25,000.00	150.00	22,443.63	2,556.37	89.77 %
<a href="#">05-527-11150</a>	WAREHOUSE MAINTENANCE	8,500.00	8,500.00	435.75	3,688.76	4,811.24	43.40 %
	<b>Expense Total:</b>	<b>33,500.00</b>	<b>33,500.00</b>	<b>585.75</b>	<b>26,132.39</b>	<b>7,367.61</b>	<b>78.01%</b>
	<b>Department: 527 - MAINTENANCE OF WATER S Total:</b>	<b>33,500.00</b>	<b>33,500.00</b>	<b>585.75</b>	<b>26,132.39</b>	<b>7,367.61</b>	<b>78.01%</b>
	<b>Department: 528 - MAINTENANCE OF WATER E</b>						
	<b>Expense</b>						
<a href="#">05-528-08100</a>	REPAIRS TO VEHICLES	6,000.00	6,000.00	365.71	1,968.07	4,031.93	32.80 %
<a href="#">05-528-11200</a>	WATER PLANT EQUIPMENT	20,000.00	20,000.00	1,205.45	6,631.94	13,368.06	33.16 %
<a href="#">05-528-11210</a>	WATER LINE MAINTENANCE	30,000.00	30,000.00	0.00	13,956.09	16,043.91	46.52 %
<a href="#">05-528-11230</a>	FIRE HYDRANT REPAIRS	21,560.00	21,560.00	0.00	15,799.68	5,760.32	73.28 %
	<b>Expense Total:</b>	<b>77,560.00</b>	<b>77,560.00</b>	<b>1,571.16</b>	<b>38,355.78</b>	<b>39,204.22</b>	<b>49.45%</b>
	<b>Department: 528 - MAINTENANCE OF WATER E Total:</b>	<b>77,560.00</b>	<b>77,560.00</b>	<b>1,571.16</b>	<b>38,355.78</b>	<b>39,204.22</b>	<b>49.45%</b>
	<b>Department: 529 - WATER PURCHASES</b>						
	<b>Expense</b>						
<a href="#">05-529-04100</a>	C.C.I.D. #6 WATER	40,000.00	40,000.00	6,279.49	39,229.51	770.49	98.07 %
<a href="#">05-529-04110</a>	TOWN INDIAN LAKE-WATER PURC...	17,500.00	17,500.00	0.00	6,492.90	11,007.10	37.10 %
	<b>Expense Total:</b>	<b>57,500.00</b>	<b>57,500.00</b>	<b>6,279.49</b>	<b>45,722.41</b>	<b>11,777.59</b>	<b>79.52%</b>
	<b>Department: 529 - WATER PURCHASES Total:</b>	<b>57,500.00</b>	<b>57,500.00</b>	<b>6,279.49</b>	<b>45,722.41</b>	<b>11,777.59</b>	<b>79.52%</b>
	<b>Department: 530 - WATER MISCELLANEOUS EX</b>						
	<b>Expense</b>						
<a href="#">05-530-14100</a>	TECHNOLOGY MAINTENANCE AGRE...	46,315.00	46,315.00	0.00	34,224.50	12,090.50	73.90 %
<a href="#">05-530-30110</a>	TEXAS WATER COMM. PERMIT	5,000.00	5,000.00	0.00	4,907.35	92.65	98.15 %
<a href="#">05-530-30170</a>	SLUDGE REMOVAL	5,000.00	5,000.00	0.00	6,144.73	-1,144.73	122.89 %
<a href="#">05-530-30500</a>	WATER TANK INSP. & CLEANING	3,000.00	3,000.00	0.00	1,832.94	1,167.06	61.10 %
<a href="#">05-530-30520</a>	SOUTHMOST REGIONAL M&O	130,000.00	130,000.00	0.00	125,600.00	4,400.00	96.62 %
<a href="#">05-530-99999</a>	DEPRECIATION EXPENSE	320,000.00	320,000.00	0.00	0.00	320,000.00	0.00 %
	<b>Expense Total:</b>	<b>509,315.00</b>	<b>509,315.00</b>	<b>0.00</b>	<b>172,709.52</b>	<b>336,605.48</b>	<b>33.91%</b>
	<b>Department: 530 - WATER MISCELLANEOUS EX Total:</b>	<b>509,315.00</b>	<b>509,315.00</b>	<b>0.00</b>	<b>172,709.52</b>	<b>336,605.48</b>	<b>33.91%</b>
	<b>Department: 532 - WATER BONDED INDEBTEDN</b>						
	<b>Expense</b>						
<a href="#">05-532-30200</a>	CAPITAL LEASE	21,000.00	21,000.00	1,274.58	8,922.06	12,077.94	42.49 %

		Original Total Budget	Current Total Budget	Period Activity	Fiscal Activity	Variance Favorable (Unfavorable)	Percent Used
<a href="#">05-532-80125</a>	SRWA - DEBT SERVICE	55,000.00	55,000.00	0.00	52,042.00	2,958.00	94.62 %
	<b>Expense Total:</b>	<b>76,000.00</b>	<b>76,000.00</b>	<b>1,274.58</b>	<b>60,964.06</b>	<b>15,035.94</b>	<b>80.22%</b>
	<b>Department: 532 - WATER BONDED INDEBTEDN Total:</b>	<b>76,000.00</b>	<b>76,000.00</b>	<b>1,274.58</b>	<b>60,964.06</b>	<b>15,035.94</b>	<b>80.22%</b>
<b>Department: 534 - SEWER ADMINISTRATION</b>							
<b>Expense</b>							
<a href="#">05-534-01100</a>	SALARIES - SEWER	409,815.00	409,815.00	26,952.14	207,904.74	201,910.26	50.73 %
<a href="#">05-534-01125</a>	CONTRACT LABOR	39,936.00	39,936.00	3,737.60	24,291.20	15,644.80	60.83 %
<a href="#">05-534-01130</a>	CONTRACT LABOR - OT	1,500.00	1,500.00	0.00	0.00	1,500.00	0.00 %
<a href="#">05-534-01500</a>	OVERTIME SALARIES EXPENSE	26,000.00	26,000.00	2,017.90	13,044.44	12,955.56	50.17 %
<a href="#">05-534-02100</a>	FICA EXPENSE	27,021.00	27,021.00	1,782.58	13,574.79	13,446.21	50.24 %
<a href="#">05-534-02105</a>	MEDICARE EXPENSE	6,320.00	6,320.00	416.67	3,172.69	3,147.31	50.20 %
<a href="#">05-534-02106</a>	HEALTH INSURANCE EXPENSE	62,355.00	62,355.00	4,596.64	32,303.97	30,051.03	51.81 %
<a href="#">05-534-02107</a>	STATE UNEMPLOY TAX EXPENSE	507.00	507.00	14.35	473.02	33.98	93.30 %
<a href="#">05-534-02150</a>	TMRS EXPENSE	35,719.00	35,719.00	2,008.78	14,968.13	20,750.87	41.91 %
<a href="#">05-534-02160</a>	WORKER'S COMP	6,004.00	6,004.00	0.00	0.00	6,004.00	0.00 %
<a href="#">05-534-02210</a>	OTHER INSURANCE	316.00	316.00	19.79	146.17	169.83	46.26 %
<a href="#">05-534-03115</a>	AUDITOR	13,500.00	13,500.00	0.00	16,990.33	-3,490.33	125.85 %
<a href="#">05-534-03140</a>	COLLECTION FEES - ERHWS	22,000.00	22,000.00	2,184.41	14,378.36	7,621.64	65.36 %
<a href="#">05-534-04100</a>	SUPPLIES & POSTAGE	13,000.00	13,000.00	1,070.88	9,442.32	3,557.68	72.63 %
<a href="#">05-534-05100</a>	ELECTRICITY	90,000.00	90,000.00	6,925.53	52,096.09	37,903.91	57.88 %
<a href="#">05-534-05120</a>	TELEPHONE	6,000.00	6,000.00	485.79	3,773.36	2,226.64	62.89 %
<a href="#">05-534-05130</a>	LIFT STATIONS - WATER ERHWS	5,500.00	5,500.00	511.59	3,130.29	2,369.71	56.91 %
<a href="#">05-534-05135</a>	UTILITES - WASTEWATER	6,000.00	6,000.00	0.00	1,808.76	4,191.24	30.15 %
<a href="#">05-534-09100</a>	TRAVEL & TRAINING	2,500.00	2,500.00	0.00	2,172.77	327.23	86.91 %
<a href="#">05-534-10100</a>	DUES & MEMBERSHIP	200.00	200.00	0.00	41.28	158.72	20.64 %
<a href="#">05-534-12100</a>	STRUCTURE INSURANCE	2,900.00	2,900.00	0.00	0.00	2,900.00	0.00 %
<a href="#">05-534-12110</a>	LIABILITY INSURANCE	9,000.00	9,000.00	0.00	11,282.63	-2,282.63	125.36 %
<a href="#">05-534-30115</a>	CREDIT CARD EXPENSE	60,000.00	60,000.00	0.00	72,904.41	-12,904.41	121.51 %
<a href="#">05-534-30120</a>	ENGINEERING	5,500.00	5,500.00	0.00	4,564.09	935.91	82.98 %
<a href="#">05-534-30250</a>	PROFESSIONAL SERVICES	500.00	500.00	0.00	0.00	500.00	0.00 %
<a href="#">05-534-99100</a>	MISCELLANEOUS	1,000.00	1,000.00	0.00	0.00	1,000.00	0.00 %
<a href="#">05-534-99115</a>	BAD DEBT EXPENSE	3,500.00	3,500.00	0.00	0.00	3,500.00	0.00 %
	<b>Expense Total:</b>	<b>856,593.00</b>	<b>856,593.00</b>	<b>52,724.65</b>	<b>502,463.84</b>	<b>354,129.16</b>	<b>58.66%</b>
	<b>Department: 534 - SEWER ADMINISTRATION Total:</b>	<b>856,593.00</b>	<b>856,593.00</b>	<b>52,724.65</b>	<b>502,463.84</b>	<b>354,129.16</b>	<b>58.66%</b>
<b>Department: 535 - INFORMATION TECHNOLOG</b>							
<b>Expense</b>							
<a href="#">05-535-02220</a>	CONTRACT- IT SERVICES	0.00	0.00	398.00	2,388.00	-2,388.00	0.00 %
<a href="#">05-535-14000</a>	HARDWARE	10,000.00	10,000.00	0.00	3,144.19	6,855.81	31.44 %
<a href="#">05-535-14010</a>	SOFTWARE	10,000.00	10,000.00	0.00	4,200.00	5,800.00	42.00 %
<a href="#">05-535-14030</a>	NETWORK	1,000.00	1,000.00	0.00	0.00	1,000.00	0.00 %
	<b>Expense Total:</b>	<b>21,000.00</b>	<b>21,000.00</b>	<b>398.00</b>	<b>9,732.19</b>	<b>11,267.81</b>	<b>46.34%</b>
	<b>Department: 535 - INFORMATION TECHNOLOG Total:</b>	<b>21,000.00</b>	<b>21,000.00</b>	<b>398.00</b>	<b>9,732.19</b>	<b>11,267.81</b>	<b>46.34%</b>
<b>Department: 536 - SEWER SUPPLIES</b>							
<b>Expense</b>							
<a href="#">05-536-04100</a>	CHEMICALS	45,000.00	45,000.00	0.00	18,270.21	26,729.79	40.60 %
<a href="#">05-536-04110</a>	SUPPLIES, TOOLS & EQUIPMENT	8,000.00	8,000.00	502.01	4,660.08	3,339.92	58.25 %
<a href="#">05-536-04120</a>	UNIFORMS & CLOTHING	6,000.00	6,000.00	512.37	4,345.49	1,654.51	72.42 %
<a href="#">05-536-04130</a>	SEWER CONNECTIONS	6,000.00	6,000.00	480.00	3,093.21	2,906.79	51.55 %
<a href="#">05-536-04150</a>	SEWER TESTING	23,000.00	23,000.00	0.00	12,518.00	10,482.00	54.43 %
<a href="#">05-536-06100</a>	ADVERTISING	500.00	500.00	0.00	0.00	500.00	0.00 %
<a href="#">05-536-07100</a>	FUEL FOR VEHICLES	14,500.00	14,500.00	0.00	5,021.83	9,478.17	34.63 %
	<b>Expense Total:</b>	<b>103,000.00</b>	<b>103,000.00</b>	<b>1,494.38</b>	<b>47,908.82</b>	<b>55,091.18</b>	<b>46.51%</b>
	<b>Department: 536 - SEWER SUPPLIES Total:</b>	<b>103,000.00</b>	<b>103,000.00</b>	<b>1,494.38</b>	<b>47,908.82</b>	<b>55,091.18</b>	<b>46.51%</b>
<b>Department: 537 - MAINTENANCE OF SEWER S</b>							
<b>Expense</b>							
<a href="#">05-537-11100</a>	SEWER PLANT MAINTENANCE	6,500.00	6,500.00	111.69	1,607.90	4,892.10	24.74 %

		Original Total Budget	Current Total Budget	Period Activity	Fiscal Activity	Variance Favorable (Unfavorable)	Percent Used
<a href="#">05-537-11150</a>	LIFT STATION MAINTENANCE	15,000.00	15,000.00	0.00	6,600.89	8,399.11	44.01 %
	<b>Expense Total:</b>	<b>21,500.00</b>	<b>21,500.00</b>	<b>111.69</b>	<b>8,208.79</b>	<b>13,291.21</b>	<b>38.18%</b>
	<b>Department: 537 - MAINTENANCE OF SEWER S Total:</b>	<b>21,500.00</b>	<b>21,500.00</b>	<b>111.69</b>	<b>8,208.79</b>	<b>13,291.21</b>	<b>38.18%</b>
<b>Department: 538 - MAINTENANCE OF SEWER E</b>							
<b>Expense</b>							
<a href="#">05-538-08100</a>	REPAIRS TO VEHICLES	6,000.00	6,000.00	365.71	2,184.13	3,815.87	36.40 %
<a href="#">05-538-08110</a>	REPAIRS TO BACKHOE	4,000.00	4,000.00	0.00	354.04	3,645.96	8.85 %
<a href="#">05-538-11200</a>	SEWER PLANT EQUIPMENT	30,000.00	30,000.00	1,200.00	31,680.93	-1,680.93	105.60 %
<a href="#">05-538-11210</a>	SEWER LINE MAINTENANCE	30,000.00	30,000.00	1,710.00	171,757.14	-141,757.14	572.52 %
<a href="#">05-538-11220</a>	SEWER CLEANING MACHINE REPAI...	2,000.00	2,000.00	0.00	361.28	1,638.72	18.06 %
<a href="#">05-538-11230</a>	LIFT STATION EQUIP.	25,000.00	25,000.00	735.00	29,088.75	-4,088.75	116.36 %
	<b>Expense Total:</b>	<b>97,000.00</b>	<b>97,000.00</b>	<b>4,010.71</b>	<b>235,426.27</b>	<b>-138,426.27</b>	<b>242.71%</b>
	<b>Department: 538 - MAINTENANCE OF SEWER E Total:</b>	<b>97,000.00</b>	<b>97,000.00</b>	<b>4,010.71</b>	<b>235,426.27</b>	<b>-138,426.27</b>	<b>242.71%</b>
<b>Department: 539 - SEWER MISC. EXPENSES</b>							
<b>Expense</b>							
<a href="#">05-539-14100</a>	TECHNOLOGY MAINTENANCE AGRE...	13,341.00	13,341.00	0.00	1,968.40	11,372.60	14.75 %
<a href="#">05-539-30110</a>	TEXAS WATER COMMISSION	9,000.00	9,000.00	0.00	8,549.22	450.78	94.99 %
<a href="#">05-539-30170</a>	SLUDGE REMOVAL	13,000.00	13,000.00	0.00	0.00	13,000.00	0.00 %
<a href="#">05-539-99999</a>	DEP. EXPENSE SEWER	520,000.00	520,000.00	0.00	0.00	520,000.00	0.00 %
	<b>Expense Total:</b>	<b>555,341.00</b>	<b>555,341.00</b>	<b>0.00</b>	<b>10,517.62</b>	<b>544,823.38</b>	<b>1.89%</b>
	<b>Department: 539 - SEWER MISC. EXPENSES Total:</b>	<b>555,341.00</b>	<b>555,341.00</b>	<b>0.00</b>	<b>10,517.62</b>	<b>544,823.38</b>	<b>1.89%</b>
<b>Department: 541 - SEWER BONDED INDEBTEDN</b>							
<b>Expense</b>							
<a href="#">05-541-30200</a>	CAPITAL LEASE	21,000.00	21,000.00	1,274.59	8,922.13	12,077.87	42.49 %
	<b>Expense Total:</b>	<b>21,000.00</b>	<b>21,000.00</b>	<b>1,274.59</b>	<b>8,922.13</b>	<b>12,077.87</b>	<b>42.49%</b>
	<b>Department: 541 - SEWER BONDED INDEBTEDN Total:</b>	<b>21,000.00</b>	<b>21,000.00</b>	<b>1,274.59</b>	<b>8,922.13</b>	<b>12,077.87</b>	<b>42.49%</b>
<b>Department: 552 - TRANSFER OUT</b>							
<b>Expense</b>							
<a href="#">05-552-30130</a>	TRANSFER OUT - SERIES 2008 (USDA)	114,388.00	114,388.00	0.00	0.00	114,388.00	0.00 %
<a href="#">05-552-30132</a>	TRANSFER OUT- SERIES 2009 (TWD...	190,000.00	190,000.00	0.00	0.00	190,000.00	0.00 %
<a href="#">05-552-30140</a>	TRANSFER OUT - SERIES 2009	31,202.00	31,202.00	0.00	0.00	31,202.00	0.00 %
<a href="#">05-552-30316</a>	TRANSFER OUT - AGENT FEES	3,550.00	3,550.00	400.00	400.00	3,150.00	11.27 %
<a href="#">05-552-30319</a>	TRANSFER OUT - SERIES 2020 (DWS...	244,742.00	244,742.00	0.00	0.00	244,742.00	0.00 %
<a href="#">05-552-30320</a>	TRANSFER OUT - SERIES 2020 (CWS...	101,787.00	101,787.00	0.00	0.00	101,787.00	0.00 %
<a href="#">05-552-30321</a>	TRANSFER OUIT - SERIES 2025 CWS...	110,580.00	110,580.00	0.00	0.00	110,580.00	0.00 %
	<b>Expense Total:</b>	<b>796,249.00</b>	<b>796,249.00</b>	<b>400.00</b>	<b>400.00</b>	<b>795,849.00</b>	<b>0.05%</b>
	<b>Department: 552 - TRANSFER OUT Total:</b>	<b>796,249.00</b>	<b>796,249.00</b>	<b>400.00</b>	<b>400.00</b>	<b>795,849.00</b>	<b>0.05%</b>
	<b>Fund: 05 - UTILITY FUND Surplus (Deficit):</b>	<b>-840,001.00</b>	<b>-840,001.00</b>	<b>-143,646.36</b>	<b>-50,352.14</b>	<b>789,648.86</b>	<b>5.99%</b>
	<b>Report Surplus (Deficit):</b>	<b>-840,001.00</b>	<b>-840,001.00</b>	<b>-143,646.36</b>	<b>-50,352.14</b>	<b>789,648.86</b>	<b>5.99%</b>



City of Los Fresnos, TX

Vendor Number	Vendor Name	Payment Date	Payment Type	Discount Amount	Payment Amount	Number
<b>Bank Code: FVB9-CDC CHECKING</b>						
09860	AT&T MOBILITY	04/02/2026	Regular	0.00	41.89	3799
01377	Burton McCumber & Longoria, LLP	04/02/2026	Regular	0.00	5,024.68	3800
01821	CASTLE BRIDGE CONSTRUCTION LLC	04/02/2026	Regular	0.00	9,600.00	3801
01628	JEFFREY ROSAS	04/02/2026	Regular	0.00	42.78	3802
00305	LOS FRESNOS CHAMBER OF COMMERCE	04/02/2026	Regular	0.00	1,500.00	3803
01617	LOS FRESNOS CONSOLIDATED INDEPENDENT SC	04/02/2026	Regular	0.00	120.00	3804
04775	LOS FRESNOS FALCONS LITTLE LEAGUE	04/02/2026	Regular	0.00	20,824.95	3805
02675	TEXAS ECONOMIC DEVELOPMENT COUNCIL	04/02/2026	Regular	0.00	105.00	3806
01274	NewLane Finance Company	04/02/2026	Regular	0.00	39.75	3807
01565	AMAZON.COM	04/17/2026	Regular	0.00	342.95	3808
01628	JEFFREY ROSAS	04/17/2026	Regular	0.00	31.90	3809
08248	KONICA MINOLTA PREMIERE FINANCE	04/17/2026	Regular	0.00	124.29	3810
01274	NewLane Finance Company	04/17/2026	Regular	0.00	44.92	3811

**Bank Code FVB9 Summary**

Payment Type	Payable Count	Payment Count	Discount	Payment
Regular Checks	13	13	0.00	37,843.11
Manual Checks	0	0	0.00	0.00
Voided Checks	0	0	0.00	0.00
Bank Drafts	0	0	0.00	0.00
EFT's	0	0	0.00	0.00
	<b>13</b>	<b>13</b>	<b>0.00</b>	<b>37,843.11</b>



City of Los Fresnos, TX

		Original Total Budget	Current Total Budget	Period Activity	Fiscal Activity	Variance Favorable (Unfavorable)	Percent Used
<b>Fund: 09 - COMMUNITY DEVELOPMENT COR</b>							
<b>Department: 444 - MISCELLANEOUS</b>							
<b>Revenue</b>							
<a href="#">09-444-1020</a>	MISCELLANEOUS INCOME	0.00	0.00	0.00	2,399.60	2,399.60	0.00 %
	<b>Revenue Total:</b>	<b>0.00</b>	<b>0.00</b>	<b>0.00</b>	<b>2,399.60</b>	<b>2,399.60</b>	<b>0.00%</b>
	<b>Department: 444 - MISCELLANEOUS Total:</b>	<b>0.00</b>	<b>0.00</b>	<b>0.00</b>	<b>2,399.60</b>	<b>2,399.60</b>	<b>0.00%</b>
<b>Department: 452 - CDC DISBURSEMENTS</b>							
<b>Revenue</b>							
<a href="#">09-452-1000</a>	INTEREST EARNED	13,000.00	13,000.00	0.00	4,501.96	-8,498.04	34.63 %
<a href="#">09-452-1132</a>	SALES TAX	650,000.00	650,000.00	47,873.60	414,230.74	-235,769.26	63.73 %
	<b>Revenue Total:</b>	<b>663,000.00</b>	<b>663,000.00</b>	<b>47,873.60</b>	<b>418,732.70</b>	<b>-244,267.30</b>	<b>63.16%</b>
	<b>Department: 452 - CDC DISBURSEMENTS Total:</b>	<b>663,000.00</b>	<b>663,000.00</b>	<b>47,873.60</b>	<b>418,732.70</b>	<b>-244,267.30</b>	<b>63.16%</b>
<b>Department: 575 - COMMUNITY DEVELOPMENT</b>							
<b>Expense</b>							
<a href="#">09-575-01100</a>	SALARIES	42,848.00	42,848.00	3,296.00	23,601.74	19,246.26	55.08 %
<a href="#">09-575-01500</a>	OVERTIME	1,000.00	1,000.00	239.48	316.74	683.26	31.67 %
<a href="#">09-575-02100</a>	FICA EXPENSE	2,719.00	2,719.00	217.84	1,473.96	1,245.04	54.21 %
<a href="#">09-575-02105</a>	MEDICARE EXPENSE	636.00	636.00	50.95	344.73	291.27	54.20 %
<a href="#">09-575-02106</a>	HEALTH INSURANCE EXP	8,046.00	8,046.00	746.06	4,856.71	3,189.29	60.36 %
<a href="#">09-575-02107</a>	TWC EXPENSE	63.00	63.00	0.00	63.01	-0.01	100.02 %
<a href="#">09-575-02150</a>	TMRS EXPENSE	3,762.00	3,762.00	257.74	1,700.75	2,061.25	45.21 %
<a href="#">09-575-02160</a>	WORKER'S COMP	88.00	88.00	0.00	0.00	88.00	0.00 %
<a href="#">09-575-02210</a>	OTHER INSURANCE	41.00	41.00	3.40	23.32	17.68	56.88 %
<a href="#">09-575-03110</a>	ATTORNEY	500.00	500.00	0.00	0.00	500.00	0.00 %
<a href="#">09-575-03115</a>	AUDITOR	6,000.00	6,000.00	0.00	7,551.27	-1,551.27	125.85 %
<a href="#">09-575-03121</a>	BUSINESS RECRUIT AND DEVELOPME	18,000.00	18,000.00	1,500.00	12,247.40	5,752.60	68.04 %
<a href="#">09-575-04100</a>	OFFICE SUPPLIES & PRINTING	6,000.00	6,000.00	177.19	2,108.89	3,891.11	35.15 %
<a href="#">09-575-05120</a>	TELEPHONE	1,000.00	1,000.00	41.88	332.97	667.03	33.30 %
<a href="#">09-575-06100</a>	CITY PROMOTION	62,575.00	62,575.00	563.02	43,063.02	19,511.98	68.82 %
<a href="#">09-575-06120</a>	ADVERTISING	2,425.00	2,425.00	0.00	1,475.00	950.00	60.82 %
<a href="#">09-575-09100</a>	TRAVEL/SEMINARS	4,000.00	4,000.00	104.41	5,646.88	-1,646.88	141.17 %
<a href="#">09-575-10100</a>	DUES & MEMBERSHIPS	9,000.00	9,000.00	44.92	495.46	8,504.54	5.51 %
<a href="#">09-575-11100</a>	PARK IMPROVEMENTS	120,000.00	120,000.00	0.00	122,626.59	-2,626.59	102.19 %
<a href="#">09-575-11150</a>	SPECIAL PROJECTS	140,697.00	140,697.00	24,800.00	26,437.19	114,259.81	18.79 %
<a href="#">09-575-12100</a>	INSURANCE	300.00	300.00	0.00	285.25	14.75	95.08 %
<a href="#">09-575-14100</a>	TECHNOLOGY MAINTENANCE AGRE...	0.00	0.00	0.00	25,370.00	-25,370.00	0.00 %
<a href="#">09-575-30100</a>	BUSINESS INCENTIVE PROGRAM	40,000.00	40,000.00	7,116.50	24,629.29	15,370.71	61.57 %
<a href="#">09-575-30129</a>	GENERAL FUND ADMIN	15,000.00	15,000.00	0.00	0.00	15,000.00	0.00 %
<a href="#">09-575-30131</a>	TRANSFER DEBT SERVICE I&S	178,000.00	178,000.00	0.00	178,000.00	0.00	100.00 %
<a href="#">09-575-99100</a>	MISCELLANEOUS	300.00	300.00	0.00	0.00	300.00	0.00 %
	<b>Expense Total:</b>	<b>663,000.00</b>	<b>663,000.00</b>	<b>39,159.39</b>	<b>482,650.17</b>	<b>180,349.83</b>	<b>72.80%</b>
	<b>Department: 575 - COMMUNITY DEVELOPMENT Total:</b>	<b>663,000.00</b>	<b>663,000.00</b>	<b>39,159.39</b>	<b>482,650.17</b>	<b>180,349.83</b>	<b>72.80%</b>
	<b>Fund: 09 - COMMUNITY DEVELOPMENT COR Surplus (Deficit):</b>	<b>0.00</b>	<b>0.00</b>	<b>8,714.21</b>	<b>-61,517.87</b>	<b>-61,517.87</b>	<b>0.00%</b>
	<b>Report Surplus (Deficit):</b>	<b>0.00</b>	<b>0.00</b>	<b>8,714.21</b>	<b>-61,517.87</b>	<b>-61,517.87</b>	<b>0.00%</b>

# Sales Tax Report

## FY 25-26

Section H, Item # 1.

Paid	2c				1-1/2c (General Fund Portion)				1/2c (CDC Portion)			
	FY24-25	FY23-24	Inc(Dec) (\$)	Inc(Dec) (%)	FY23-24	FY22-23	Inc(Dec) (\$)	Inc(Dec) (%)	FY23-24	FY22-23	Inc(Dec) (\$)	Inc(Dec) (%)
October	198,363.69	243,943.95	(45,580.26)	-18.68%	148,772.77	182,957.96	(34,185.20)	-18.68%	49,590.92	60,985.99	(11,395.07)	-18.68%
November	222,636.36	222,593.76	42.60	0.02%	166,977.27	166,945.32	31.95	0.02%	55,659.09	55,648.44	10.65	0.02%
December	205,582.15	181,035.06	24,547.09	13.56%	154,186.61	135,776.30	18,410.32	13.56%	51,395.54	45,258.77	6,136.77	13.56%
January	192,066.09	183,910.88	8,155.21	4.43%	144,049.57	137,933.16	6,116.41	4.43%	48,016.52	45,977.72	2,038.80	4.43%
February	308,545.07	246,747.09	61,797.98	25.05%	231,408.80	185,060.32	46,348.48	25.05%	77,136.27	61,686.77	15,449.49	25.05%
March	191,400.39	177,249.93	14,150.46	7.98%	143,550.29	132,937.45	10,612.85	7.98%	47,850.10	44,312.48	3,537.62	7.98%
April	169,610.31	183,718.30	(14,107.99)	-7.68%	127,207.73	137,788.73	(10,580.99)	-7.68%	42,402.58	45,929.58	(3,527.00)	-7.68%
May	242,664.51	252,041.13	(9,376.62)	-3.72%	181,998.38	189,030.85	(7,032.47)	-3.72%	60,666.13	63,010.28	(2,344.16)	-3.72%
June	230,428.53	203,263.59	27,164.94	13.36%	172,821.40	152,447.69	20,373.71	13.36%	57,607.13	50,815.90	6,791.24	13.36%
July	205,789.52	193,451.68	12,337.84	6.38%	154,342.14	145,088.76	9,253.38	6.38%	51,447.38	48,362.92	3,084.46	6.38%
August	235,243.81	234,275.31	968.50	0.41%	176,432.86	175,706.48	726.38	0.41%	58,810.95	58,568.83	242.13	0.41%
September	243,232.57	212,384.99	30,847.58	14.52%	182,424.43	159,288.74	23,135.69	14.52%	60,808.14	53,096.25	7,711.90	14.52%
<b>TOTAL SALES ACTIVITIES</b>	<b>\$ 2,645,563.00</b>	<b>\$ 2,534,615.67</b>	<b>\$ 110,947.33</b>	<b>4.38%</b>	<b>\$ 1,984,172.25</b>	<b>\$ 1,900,961.75</b>	<b>\$ 83,210.49</b>	<b>4.38%</b>	<b>\$ 661,390.75</b>	<b>\$ 633,653.92</b>	<b>\$ 27,736.83</b>	<b>4.38%</b>

Paid	2c				1-1/2c (General Fund Portion)				1/2c (CDC Portion)			
	FY25-26	FY24-25	Inc(Dec) (\$)	Inc(Dec) (%)	FY24-25	FY23-24	Inc(Dec) (\$)	Inc(Dec) (%)	FY24-25	FY23-24	Inc(Dec) (\$)	Inc(Dec) (%)
October	184,918.62	198,363.69	(13,445.07)	-7.27%	138,688.97	148,772.77	(10,083.80)	-7.27%	46,229.66	49,590.92	(3,361.27)	-7.27%
November	255,207.48	222,636.36	32,571.12	14.63%	191,405.61	166,977.27	24,428.34	14.63%	63,801.87	55,659.09	8,142.78	14.63%
December	233,208.10	205,582.15	27,625.95	13.44%	174,906.08	154,186.61	20,719.46	13.44%	58,302.03	51,395.54	6,906.49	13.44%
January	185,487.41	192,066.09	(6,578.68)	-3.43%	139,115.56	144,049.57	(4,934.01)	-3.43%	46,371.85	48,016.52	(1,644.67)	-3.43%
February	395,989.90	308,545.07	87,444.83	28.34%	296,992.43	231,408.80	65,583.63	28.34%	98,997.48	77,136.27	21,861.21	28.34%
March	210,616.96	191,400.39	19,216.57	10.04%	157,962.72	143,550.29	14,412.43	10.04%	52,654.24	47,850.10	4,804.14	10.04%
April	191,494.40	169,610.31	21,884.09	12.90%	143,620.80	127,207.73	16,413.07	12.90%	47,873.60	42,402.58	5,471.02	12.90%
<b>TOTAL SALES ACTIVITIES</b>	<b>\$ 1,656,922.87</b>	<b>\$ 1,488,204.06</b>	<b>\$ 168,718.81</b>	<b>11.34%</b>	<b>\$ 1,242,692.15</b>	<b>\$ 1,116,153.04</b>	<b>\$ 126,539.11</b>	<b>11.34%</b>	<b>\$ 414,230.72</b>	<b>\$ 372,051.01</b>	<b>\$ 42,179.70</b>	<b>11.34%</b>

\*\*\*\* Sales Tax Amount may be adjusted at the end of the year based on actuals sales activity amounts.

# ACTION ITEM REPORT



**Item Title:** Public Works Report April 2026 1. Water and Wastewater Activity 2. Calls for Service 3. Building Permits 4. Recycling 5. Waste Water Treatment Plant Discharge Monitoring Report.

**Recommendation:**

Call with questions.

I recommend approval.



## April 2026

### Water Treatment Plant activity:

Total Output: 19,057,195

Daily Average: 635,239

% of Capacity: 42.3% (1.5 MGD)

### Waste Water Treatment Plant activity:

Total Output: 22,390,000

Daily Average: 746,333

% of Capacity: 74.6% (1.0 MGD)



**Public Works Monthly Report for April 2026**

CALLS FOR SERVICE	MONTH TOTAL	YEAR TO DATE
Service Connects/Disconnects	164	626
Rereads/Meter Info	173	395
Water Taps	5	22
Sewer Taps	0	1
Change Meter	10	33
Service Check for Water Leak at Account	31	95
Repaired Leak	5	16
Call for Sewer Stoppage	19	30
City Sewer Lines Unstopped	6	15
Code Enforcement/Other	8	41
Garbage Collection	73	180
Pothole Repairs	75	250
Street Sign Replacement/Repaired	4	7
Asphalt Used (ton)	4.25	14.75
Gravel Used (ton)	1	7
Fire Hydrants Flushed and Oiled	9	36
Fire Hydrants Repaired	0	0
Valves Repaired	0	0
Manholes Cleaned/Repaired	4	18

  
**Carlos Salazar, Director of Public Works**

PROJECTS: 0 -ZZZZZZZZZZ  
 APPLIED DATES: 0/00/0000 THRU 99/99/9999  
 ISSUED DATES: 4/01/2026 THRU 4/30/2026  
 EXPIRE DATES: 0/00/0000 THRU 99/99/9999  
 STATUS: ALL

Section H, Item # 2.

PROJECT	ISSUE DATE	NAME	LOCATION	CONTRACTOR	DESCRIPTION	PROJ TYPE
133940	4/01/2026	MEADE, LARRY & BELINDA	609 W 6TH STREET	CASTILLO &	REROOF PERMIT	ALT
133941	4/06/2026	SAUCEDA, FELIX III	113 FINCH DRIVE	EM WOLFE D	RESIDENTIAL BUILDING	NEW
133942	4/07/2026	LOPEZ, CRUZ M	104 RESACA RETREAT DRIVE	C & R ARIZ	RESIDENTIAL BUILDING	NEW
133943	4/08/2026	FAITH STONE CONSTRUCTION LL	529 ORIOLE DRIVE	FAITH STON	RESIDENTIAL BUILDING	NEW
133944	4/08/2026	GARZA, MELY	301 E 10TH STREET	OWNER	RESIDENTIAL ADDITION/CONCRE	ALT
133945	4/09/2026	PALMDALE RV RESORT	30910 STATE HWY 100 LT 7	OWNER	GAS TEST/PERMIT	ALT
133946	4/10/2026	GONZALEZ, MARCOS CESAR	312 E 8TH STREET	NOE VILLAR	ELECTRICAL PERMIT	ALT
133947	4/13/2026	LOPEZ, JUANA I	117 HERON DRIVE	ALADINO HO	RESIDENTIAL BUILDING	NEW
133948	4/14/2026	ANA'S BANANAS 3	321 W OCEAN BLVD	OWNER	COMMERCIAL- NEW OWNER/TENAN	ALT
133949	4/15/2026	SUBWAY	1004 W OCEAN BLVD	ISW	SIGN PERMIT	S
133950	4/20/2026	ND PENA INVESTMENTS INC	521 ORIOLE DRIVE	FALCON SPE	RESIDENTIAL BUILDING	NEW
133951	4/20/2026	TAQUERIA EL CIEN	31200 HWY 100	TEJAS FIRE	FIRE SUPPRESSION SYSTEM INS	ALT
133952	4/20/2026	LOZANO, ALAN P	304 W 6TH STREET	OWNER	MOVING PERMIT	MOVING
133953	4/20/2026	A & J LOPEZ ELECTRIC SERVIC	200 S ARROYO BLVD POLE	LOPEZ ELEC	ELECTRICAL PERMIT	ALT
133954	4/21/2026	MARTINEZ, MARIELENA	932 DAISY DRIVE	SWEETWATER	PLUMBING PERMIT	ALT
133955	4/21/2026	ESCALANTE, AMPARO	32729 HARVEY ESCALANTE RD	JUAN	ELECTRICAL PERMIT	ALT
133956	4/21/2026	CAMERON COUNTY & LAS PALMA	213 ORIVE DRIVE 935	AA PUENTE	GAS TEST/PERMIT	ALT
133957	4/23/2026	LUMEN AESTHETICS AND WELLNE	208 N ARROYO BLVD A1	OWNER	COMMERCIAL- NEW OWNER/TENAN	ALT
133958	4/24/2026	BARRIENTOS, HERIBERTO	122 HERON DRIVE	PREMIER PO	SWIMMING POOL	NEW
133959	4/28/2026	ATKINSON, ISMAEL P	111 PINE STREET	ALTA RGV C	FENCE PERMIT	ALT
133960	4/30/2026	ALVEAR, CHRISTOPHER	141 FINCH DRIVE	KMR BUILDE	RESIDENTIAL BUILDING	NEW
*** TOTALS ***		NUMBER OF PROJECTS:	21	VALUATION:	2,130,503.53	FEEES: 13,438.06

PROJECTS: 0 -ZZZZZZZZZZ  
 APPLIED DATES: 0/00/0000 THRU 99/99/9999  
 ISSUED DATES: 4/01/2026 THRU 4/30/2026  
 EXPIRE DATES: 0/00/0000 THRU 99/99/9999  
 STATUS: ALL

Section H, Item # 2.

\*\*\* SEGMENT RECAP \*\*\*

PROJECT SEGMENT - DESCRIPTION	# OF SEGMENTS	VALUATION	FEE
-----			
B - BUILDING PERMIT	2	16,087.53	180.00
COMM - COMM: NEW OWNER/TENANT	2	0.00	120.00
DRIVEWAY - DRIVEWAY	1	115,000.00	100.00
E - ELECTRICAL PERMIT	10	328,300.00	2,340.00
F - FENCE PERMIT	1	0.00	100.00
FIRE - FIRE SUPPRESSION SYSTEM	1	3,000.00	60.00
GAS - GAS PERMIT	2	1,500.00	180.00
M - MECHANICAL PERMIT	6	0.00	664.20
MOVING - MOVING PERMIT	1	0.00	1,425.00
N - BUILDING PERMIT	6	1,311,116.00	6,058.86
P - PLUMBING PERMIT	8	310,000.00	1,810.00
POOL - SWIMMING POOL PERMIT	1	45,500.00	300.00
SIGN - SIGN PERMIT	1	0.00	100.00
 *** TOTALS ***	 42	 2,130,503.53	 13,438.06

PROJECTS: 0 -ZZZZZZZZZZ  
 APPLIED DATES: 0/00/0000 THRU 99/99/9999  
 ISSUED DATES: 4/01/2026 THRU 4/30/2026  
 EXPIRE DATES: 0/00/0000 THRU 99/99/9999  
 STATUS: ALL

Section H, Item # 2.
----------------------

\*\*\* BUILDING CODE RECAP \*\*\*

BUILDING CODE - DESCRIPTION	# OF PROJECTS	# OF SEGMENTS	VALUATION	FEEs
*BLANK* - *BLANK*	15	27	1,149,387.53	9,537.56
101 - SINGLE FAMILY ATTACHED	5	13	935,616.00	3,445.50
102 - SINGLE FAMILY DETACHED	1	2	45,500.00	455.00
*** TOTALS ***	21	42	2,130,503.53	13,438.06

SELECTION CRITERIA

Section H, Item # 2.

REPORT SELECTION

PROJECT RANGE FROM: 0 THROUGH ZZZZZZZZZZ  
 PROJECT STATUS: All  
 CONTRACTOR: All  
 PROJECT TYPE: All  
 SEGMENT: All  
 VALUATION RANGE FROM: 0.00 THROUGH 999,999,999.99

PROJECT DATES

APPLIED RANGE FROM: 00/00/0000 THROUGH 99/99/9999  
 ISSUED RANGE FROM: 04/01/2026 THROUGH 04/30/2026  
 USE SEGMENT DATES: NO  
 EXPIRE RANGE FROM: 00/00/0000 THROUGH 99/99/9999  
 USE SEGMENT DATES: NO

PRINT OPTIONS

TOTALS ONLY: NO  
 INCLUDE SEGMENTS: NO  
 COMMENT CODES: None

\*\*\* END OF REPORT \*\*\*

# CITY OF LOS FRESNOS


Recycling Program  
 Total Number of Guest  
 April 2026

Date	Tuesdays at Memorial Park 7 am - 11 am
04/07/26	45
04/14/26	32
04/21/26	19
04/28/26	29
<b>Totals</b>	<b>125</b>

Date	Thursdays at Wal-Mart Parking 4 pm - 8 pm
04/02/26	42
04/09/26	38
04/16/26	27
04/23/26	22
04/30/26	31
<b>Totals</b>	<b>160</b>

Date	Saturdays at City Hall 9 am - 1 pm
04/04/26	45
04/11/26	41
04/18/26	38
04/25/26	17
<b>Totals</b>	<b>141</b>

<b>Total attendance for the Month of April</b>	<b>426</b>
--	------------



[✔ View Certification](#) | [📄 Download COR](#)

## DMR Copy of Submission

Form Approved OMB No. 2040-0004 expires on 07/31/2026

Expand Notices

**Permit**

**Permit ID:** TX0091243  
**Permittee:** LOS FRESNOS, CITY OF  
**Facility:** CITY OF LOS FRESNOS WWTP  
**Permitted Feature:** 001 - External Outfall

**Major:**   
**Permittee Address:** 520 E OCEAN BLVD  
LOS FRESNOS , TX78566  
**Facility Location:** 909 S NOGAL STREET  
LOS FRESNOS , TX78566  
**Discharge:** 001-A - DOMESTIC FACILITY - 001

Section H, Item # 2.

**Report Dates & Status**

**Monitoring Period:** From 04/01/26 to 04/30/26

**DMR Due Date:** 05/20/26

**Status:** **NetDMR Validated**

**Considerations for Form Completion**

INTERIM PHASE EFFECTIVE UPON ISSUANCE AND LASTING THROUGH THE COMPLETION OF EXPANSION TO THE 2.0 MGD FACILITY.

**Principal Executive Officer**

**First Name:** CARLOS  
**Title:** DIRECTOR OF PUBLIC WORKS

**Last Name:** SALAZAR  
**Telephone:** 956-233-5768

**No Data Indicator (NODI)**

**Form NODI:** -

Parameter		NODI	Quantity or Loading			Quality or Concentration				# of Ex.	Freq. of Analysis	Smpl. Type
Code	Name		Value 1	Value 2	Units	Value 1	Value 2	Value 3	Units			
00300	Oxygen, dissolved [DO]	Smpl.				=8.6			19 - mg/L		02/07 - Twice Every Week	GR - Grab
1 - Effluent Gross												
Season: 0		Req.				>=4.0 MO MIN			19 - mg/L		02/07 - Twice Every Week	GR - Grab
NODI: -		NODI										
00400	pH	Smpl.				=7.2		=7.6	12 - SU		01/07 - Weekly	GR - Grab
1 - Effluent Gross												
Season: 0		Req.				>=6.0 MINIMUM		<=9.0 MAXIMUM	12 - SU		01/07 - Weekly	GR - Grab
NODI: -		NODI										
00530	Solids, total suspended	Smpl.	=49.31		26 - lb/d	=7.93		=10.5	19 - mg/L		02/07 - Twice Every Week	CP - Composite
1 - Effluent Gross												
Season: 0		Req.	<=125.0 DAILY AV		26 - lb/d	<=15.0 DAILY AV		<=40.0 DAILY MX	19 - mg/L		02/07 - Twice Every Week	CP - Composite
NODI: -		NODI										
00610	Nitrogen, ammonia total [as N]	Smpl.	=4.62		26 - lb/d	=0.74		=2.5	19 - mg/L		02/07 - Twice Every Week	CP - Composite
1 - Effluent Gross												
Season: 0		Req.	<=25.0 DAILY AV		26 - lb/d	<=3.0 DAILY AV		<=10.0 DAILY MX	19 - mg/L		02/07 - Twice Every Week	CP - Composite
NODI: -		NODI										
50050	Flow, in conduit or thru treatment plant	Smpl.	=0.746	=0.973	03 - MGD						99/99 - Continuous	TM - Totalizer
1 - Effluent Gross												
Season: 0		Req.	Req Mon DAILY AV	Req Mon DAILY MX	03 - MGD						99/99 - Continuous	TM - Totalizer
NODI: -		NODI										

Section H, Item # 2.



Parameter		NODI	Quantity or Loading			Quality or Concentration				# of Ex.	Freq. of Analysis	Smpl. Type
Code	Name		Value 1	Value 2	Units	Value 1	Value 2	Value 3	Units			
Season: 0		<b>Req.</b>	<=83.0 DAILY AV		26 - lb/d		<=10.0 DAILY AV	<=25.0 DAILY MX	19 - mg/L		Twice Every Week	CP - Composite
NODI: -		<b>NODI</b>										

Section H, Item # 2.

**Submission Note**

If a parameter row does not contain any values for the Sample nor Effluent Trading, then none of the following fields will be submitted for that row: Units, Number of Excursions, Frequency of Analysis, and Sample Type.

**Edit Check Errors**

No errors.

**Comments**

**Attachments**

No attachments.

**Report Last Saved By**

**LOS FRESNOS, CITY OF**

User: CARLOS\_SALAZAR\_57  
 Name: Carlos Salazar  
 E-Mail: csalazar@citylf.us  
 Date/Time: 2026-05-07 13:38 (Time Zone:-05:00)

**Report Last Signed By**

User: CARLOS\_SALAZAR\_57  
 Name: Carlos Salazar  
 E-Mail: csalazar@citylf.us  
 Date/Time: 2026-05-07 13:38 (Time Zone:-05:00)

NPDES eReporting Help Desk: [NPDESReporting@epa.gov](mailto:NPDESReporting@epa.gov) | 877-227-8965 (9:00am - 8:00pm EST)  
**Contact Us** to ask a question, provide feedback, or report a problem.

## ACTION ITEM REPORT



**Item Title:**

Police Department April 2026 1. Calls-By Type 2. Calls-By Date & Time 3. Incidents-By Violation 4. Arrests-By Type 5. Accidents-By Streets & Intersections 6. Magistrates 7. Index Crimes by Zone

**Recommendation:**

Call with questions.

I recommend approval.

**From:** Chief Charlie Banda

**To:** Mayor, City Council Members, and City Manager

**Subject:** Los Fresnos Police Department Monthly Report

The purpose of this Monthly Report is to provide the Mayor, City Council Members, and City Manager with a detailed report of the services offered by the Los Fresnos Police Department for the month of April 2026. Statistics were compiled in accordance with National Incident-Based Reporting System (NIBRS) standards using Tyler RMS, the Incode Court System, and CRASH reporting software. All data is obtained from official officer’s reports and departmental records to ensure accuracy and transparency.

**Enclosure: April 2026 - Monthly Report**

<ul style="list-style-type: none"><li>• Calls - By Type</li><li>• Calls - By Date and Time</li><li>• Incidents- By Violations</li><li>• Arrest- By Type</li></ul>	<ul style="list-style-type: none"><li>• Accidents</li><li>• Magistrations</li><li>• Index Crime by Zones</li></ul>
---	--

## LOS FRESNOS POLICE DEPARTMENT

## Calls - By Type

04\01\2026  
thru 04\30\2026

Type	Description	# Of Calls
178	ABANDONED VEHICLES - ORDINANCE 454	2
86	ACCIDENT - MOTOR VEHICLE	25
5	ALARM BUSINESS	5
177	ALARMS - ORDINANCE 453	1
7	ANIMAL BITE	1
167	ANIMAL CONTROL - ORDINANCE 410 OR 410-1	93
11	ASSAULT	4
10	ASSIST OTHER AGENCY	12
15	BEE CALL	1
18	BURGLARY OF A VEHICLE	1
26	CIVIL MATTER	10
185	CIVIL STAND BY	1
60	CREDIT CARD FRAUD	2
30	CRIMINAL MISCHIEF	1
32	CRIMINAL TRESPASS	1
34	DAMAGED PROPERTY	8
182	DEBRIS ON THE ROADWAY	6
44	DISTRUBANCE	13
33	DOMESTIC DISTURBANCE	1
169	EMS & NON-EMERGENCY MEDICAL TRANSPORT TO RESIDENTS - ORDINANCE 412	1
50	EMS CALL	212
57	FIRE ALARM	8
152	FIREWORK/FIREARMS - ORDINANCE 257	1
59	FOUND-RECOVERED PROPERTY	3
170	GARAGE SALES - ORDINANCE 416	12
63	GAS LEAK	1
66	GRASS FIRE	9
67	HARASSMENT	9
107	HEALTH PERMIT	14
87	HIT AND RUN	1
72	IDENTITY THEFT	2
135	ILLEGAL DUMPING	1
74	INFORMATION	37
79	KIDNAPPING	1
186	LOOK OUT	33
82	LOST PROPERTY (CELL PHONE, PURSE, ETC)	11
173	LOUD NOISE - ORDINANCE 420	8
147	MAINTENANCE OF SIGNS - ORDINANCE 235-BB	9
85	MISSING JUVENILE	2
138	MOTORIST ASSIST	4
92	OPEN DOOR/OPEN WINDOW	5
93	PARKING REGULATIONS	9
180	PATROL BY	1
149	POLITICAL ELECTION SIGNS - ORDINANCE 235-P	3
175	SOLID WASTE RECEPTACLES - ORDINANCE 426	6
136	STALLED VEHICLE	7
56	STRUCTURE FIRE	1
120	SUSPICIOUS NOISES	6
119	SUSPISICIOUS PERSON/VEHICLES	39
121	TERRORISTIC THREATS	1

# LOS FRESNOS POLICE DEPARTMENT

## Calls - By Date & Time

04\01\2026  
thru 04\30\2026

Date	00	01	02	03	04	05	06	07	08	09	10	11	12	13	14	15	16	17	18	19	20	21	22	23	Total
04/01/2026	1	0	1	0	0	1	1	10	7	2	3	0	2	2	3	3	8	3	1	1	2	3	0	3	57
04/02/2026	1	1	1	1	4	3	1	4	3	0	5	0	0	1	1	4	1	2	0	1	3	1	2	5	45
04/03/2026	6	2	1	0	0	1	0	9	4	6	1	3	1	1	1	3	0	3	4	3	3	0	2	3	57
04/04/2026	5	0	3	3	1	0	0	3	2	5	0	0	5	5	4	2	4	2	1	2	6	2	8	4	67
04/05/2026	1	2	2	1	0	1	1	2	1	0	0	3	0	4	2	0	0	4	3	3	4	3	4	1	42
04/06/2026	2	3	1	0	0	1	0	1	3	4	2	3	0	3	1	1	7	3	1	1	2	2	0	3	44
04/07/2026	5	0	0	0	0	1	0	7	2	1	0	0	0	0	0	0	0	0	0	0	0	0	0	0	16
04/10/2026	0	0	0	0	0	0	0	0	1	12	12	7	10	12	12	5	17	18	8	12	4	1	0	3	134
04/11/2026	6	1	4	1	0	0	0	2	2	2	1	3	0	3	3	1	2	4	2	0	0	1	1	2	41
04/12/2026	2	4	2	0	0	2	2	0	0	1	1	1	4	1	2	2	3	2	1	2	1	0	0	4	37
04/13/2026	1	0	0	0	0	0	1	1	4	4	7	1	2	4	0	3	6	0	1	2	2	3	0	3	45
04/14/2026	3	0	0	0	1	5	1	2	5	5	2	1	2	2	1	7	6	5	2	1	2	1	0	2	56
04/15/2026	0	1	0	0	1	2	1	0	3	3	3	3	1	2	4	8	4	1	0	1	1	0	3	2	44
04/16/2026	1	1	3	1	0	0	0	3	4	5	3	1	2	3	1	2	1	2	1	0	3	1	1	2	41
04/17/2026	0	1	1	0	0	0	1	2	2	2	2	3	1	5	1	1	5	5	1	1	3	1	2	4	44
04/18/2026	2	2	1	1	1	0	1	0	1	1	1	3	9	7	0	7	7	6	3	2	1	3	2	9	70
04/19/2026	1	1	2	0	2	0	0	0	1	1	1	1	1	2	0	3	3	2	1	2	1	0	0	2	27
04/20/2026	0	0	0	1	2	5	0	6	4	0	1	2	1	1	0	4	5	3	3	3	0	1	3	3	48
04/21/2026	2	2	0	1	0	1	1	6	7	2	4	3	1	2	3	5	6	2	1	5	1	4	1	1	61
04/22/2026	2	1	1	0	1	1	0	4	4	2	2	1	1	4	1	6	6	1	2	2	4	3	0	2	51
04/23/2026	3	2	1	3	3	3	1	5	11	7	8	5	8	0	2	6	5	1	2	0	1	1	0	4	82
04/24/2026	2	2	2	1	3	3	4	5	3	3	7	4	2	1	0	4	2	2	3	1	4	3	0	6	67
04/25/2026	6	3	3	1	0	1	3	1	6	1	1	4	5	3	4	3	3	4	2	1	1	1	3	5	65
04/26/2026	7	6	4	2	2	0	0	0	0	7	0	1	2	3	2	4	5	2	2	1	1	4	8	3	66
04/27/2026	3	2	0	1	0	0	2	3	5	4	1	1	1	8	0	5	1	3	4	2	3	2	0	3	54
04/28/2026	2	3	1	0	0	0	1	3	12	4	0	1	0	1	0	7	7	2	6	0	2	3	0	5	60
04/29/2026	4	1	3	0	0	2	1	6	4	3	3	1	3	1	3	14	12	6	2	0	2	3	1	1	76
04/30/2026	1	3	1	0	0	1	0	4	2	4	4	8	4	2	3	10	13	3	4	0	1	0	0	2	70
<b>Total</b>	<b>69</b>	<b>44</b>	<b>38</b>	<b>18</b>	<b>21</b>	<b>34</b>	<b>23</b>	<b>89</b>	<b>103</b>	<b>91</b>	<b>75</b>	<b>64</b>	<b>68</b>	<b>83</b>	<b>54</b>	<b>120</b>	<b>139</b>	<b>91</b>	<b>61</b>	<b>49</b>	<b>58</b>	<b>47</b>	<b>41</b>	<b>87</b>	<b>1567</b>

Type	Description	# Of Calls
123	THEFT	10
125	TRAFFIC STOP	836
126	TRANSFORMER ON FIRE	2
184	UNWANTED SUBJECT	6
134	VEHICLE IN DITCH	1
128	VERBAL DISTURBANCE	11
131	WANTED SUBJECT	1
132	WAVE DOWN	6
142	WEEDED OR RUBBISH LOT - ORDINANCE 123-A	19
133	WELFARE CONCERN	30
	Total	1,567

# LOS FRESNOS POLICE DEPARTMENT

## Incidents - By Violation

04\01\2026  
thru 04\30\2026

Violation	Incidents
AGG KIDNAPPING	1
AGG SEXUAL ASSAULT 11a	1
ASSAULT CAUSES BODILY INJURY FAMILY VIOLENCE 13a	2
ASSAULT FAM/HOUSE MEM IMPEDE BREATH/CIRCULAT 13a	1
BACKED UPON SHOULDER(OR ROADWAY) OF CONTROLLED ACCESS HIGHWAY / ILLEGAL BACKING	2
BURGLARY OF VEHICLE 23f	1
CITY ORD VIOLATION	1
CONSUMPTION OF ALCOHOL BY MINOR	3
CREDIT CARD OR DEBIT CARD ABUSE ELDERLY	1
CRIMINAL MISCHIEF/CLASS C	1
CRIMINAL TRESPASS	2
DEFECTIVE EQUIPMENT	3
DRIVING WHILE INTOXICATED	1
DRIVING WHILE INTOXICATED 2ND	1
DRIVING WHILE INTOXICATED/OPEN ALCH CONTAINER	1
DRIVING WHILE LICENSE SUSPENDED UNDER PROVISIONS OF DL LAWS	3
DUTY ON STRIKING FIXTURE/HWY LANDSCAPE>=\$200	1
EVADING ARREST DETENTION	1
EXECUTION OF CAPIAS OR ARREST WARRANT	19
EXPIRED OPERATORS LICENSE	1
EXPIRED REGISTRATION	10
FAIL TO CONTROL SPEED	1
FAIL TO IDENTIFY GIVING FALSE/FICTITIOUS INFO	1
FAIL TO MAINTAIN FINANCIAL RESPONSIBILITY	18
FAIL TO YIELD ROW FROM PRIVATE PROPERTY	1
FAILED TO DIM HEADLIGHTS - MEETING	1
FAILED TO SIGNAL LANE CHANGE	1
FAILED TO YIELD RIGHT OF WAY	1
FLEEING POLICE OFFICER	1
FRAUD USE/POSS IDENTIFYING INFO # ITEMS < 5	2
HARASSMENT	1
IMPEDING TRAFFIC	1
MINOR IN POSSESSION OF ALCOHOL	1
NO DRIVER'S LICENSE	13
OPEN CONTAINER	4
PARKED FACING TRAFFIC	1
POSS CS PG 1 <1G	2
POSS CS PG 1 >=1G<4G	2
POSS CS PG 1 >=4G<200G	1
POSS CS PG 2 >= 1G<4G	1
POSS CS PG 2 >= 4G<400G	8
POSS CS PG 2-A <= 2OZ	1
POSS CS PG 3 < 28G	4
POSS DANGEROUS DRUG	5
POSS MARIJ <=2 OZ DRUG FREE ZONE	1
POSS MARIJ <2OZ	1
POSSESSION OF DRUG PARAPHERNALIA	13
PUBLIC INTOXICATION	4
RAN RED LIGHT	2

Violation	Incidents
RAN STOP SIGN	1
SPEEDING	1
SPEEDING 10 to 14 over	2
SPEEDING > 10% ABOVE POSTED LIMIT MPH in a MPH zone	5
SPEEDING IN A SCHOOL ZONE MPH in a MPH zone	2
STALKING	1
STANDING IN PROHIBITED AREA	1
TAMPER/FABRICATE PHYS EVID W/INTENT TO IMPAIR 90z	2
THEFT	6
THEFT PROP >=\$20K<\$100K 23a	1
THEFT PROP>=\$50<\$500 23a	1
UNL CARRYING WEAPON	2
USE EQUIPMENT NOT APPROVED/WINDOW TINT	1
Total Violations	176
Total Incidents	95

# LOS FRESNOS POLICE DEPARTMENT

## Arrests - By Type

04\01\2026  
thru 04\30\2026

Arrest Type	Arrests	Male	Female	White	Black	Indian	Asian	Unknown
HOLD FOR ICE	1	0	1	1	0	0	0	0
ON VIEW	3	2	1	3	0	0	0	0
TAKEN INTO CUSTODY	30	22	8	29	1	0	0	0
WARRANT	15	10	5	15	0	0	0	0
Total	49	34	15	48	1	0	0	0



## LOS FRESNOS POLICE DEPARTMENT

CHARLIE BANDA | CHIEF OF POLICE

All crash data available represents reportable data collected from Texas Peace Officer's Crash Reports (CR-3) received and processed by the Texas Department of Transportation. Query returned a total of 11 Crashes.

### Query Results List View

Crash ID	Case ID	Crash Date	Crash Time
21355851	26001558	2026-04-01	0757
21375150	26001606	2026-04-03	1922
21380220	26001687	2026-04-08	0740
21380223	26001720	2026-04-09	1605
21380225	26001761	2026-04-12	1447
21380033	26001815	2026-04-15	1117
21397559	26001851	2026-04-17	0934
21392009	26001870	2026-04-18	1124
21392510	26001933	2026-04-22	0813
21400703	26001974	2026-04-24	0745
21402230	26002023	2026-04-27	0952



# LOS FRESNOS POLICE DEPARTMENT

CHARLIE BANDA | CHIEF OF POLICE

## Magistration Report April 2026

This report summarizes arraignment data for April 2026, including all arrests presented before the Municipal Judge and those handled by the interim judge(s) during the judge’s absence. The report includes the total number of arraignments, with a focus on Class B misdemeanors and higher, as well as felony cases.

Judge	<u>Magistrations</u>	Class A & B	Felonies
Gene Daniels	30	15	15
Luis Hernandez	0	0	0
Robert Lerma	13	6	7
TOTAL	43	21	22

2026 INDEX CRIME BY ZONES

MONTH	CRIME	ZONE A	ZONE B	ZONE C	ZONE D	ZONE E	ZONE F	TOTAL
January	Burglary	0	0	0	0	0	0	0
	Theft	0	0	0	0	0	0	0
	Vehicle Theft	0	0	0	0	0	0	0
	Assault	0	0	2	0	0	1	3
	Murder	0	0	0	0	0	0	0
	Rape	0	0	0	0	0	0	0
	Robbery	0	0	0	0	0	0	0
	Total	0	0	0	0	0	1	3
February	Burglary	0	0	0	0	0	0	0
	Theft	0	0	1	0	1	0	2
	Vehicle Theft	0	0	0	0	0	0	0
	Assault	0	0	1	2	1	0	4
	Murder	0	0	0	0	0	0	0
	Rape	0	0	0	0	0	0	0
	Robbery	0	0	0	0	0	0	0
	Total	0	0	2	2	2	0	6
March	Burglary	0	0	1	0	0	0	1
	Theft	0	0	1	2	0	0	3
	Vehicle Theft	0	0	1	0	0	0	1
	Assault	1	0	2	1	1	1	6
	Murder	0	0	0	0	0	0	0
	Rape	0	0	0	0	0	0	0
	Robbery	0	0	0	0	0	0	0
	Total	1	0	5	3	1	1	11
April	Burglary	0	0	0	0	0	0	0
	Theft	0	0	9	1	0	0	10
	Vehicle Theft	0	0	0	0	0	0	0
	Assault	0	0	3	0	0	1	4
	Murder	0	0	0	0	0	0	0
	Rape	0	0	0	0	0	0	0
	Robbery	0	0	0	0	0	0	0
	Total	0	0	12	1	0	1	14
May	Burglary	0	0	0	0	0	0	0
	Theft	0	0	0	0	0	0	0
	Vehicle Theft	0	0	0	0	0	0	0
	Assault	0	0	0	0	0	0	0
	Murder	0	0	0	0	0	0	0
	Rape	0	0	0	0	0	0	0
	Robbery	0	0	0	0	0	0	0
	Total	0	0	0	0	0	0	0
June	Burglary	0	0	0	0	0	0	0
	Theft	0	0	0	0	0	0	0
	Vehicle Theft	0	0	0	0	0	0	0
	Assault	0	0	0	0	0	0	0
	Murder	0	0	0	0	0	0	0
	Rape	0	0	0	0	0	0	0
	Robbery	0	0	0	0	0	0	0
	Total	0	0	0	0	0	0	0
Year To Date	Burglary	0	0	1	0	0	0	1
	Theft	0	0	11	3	1	0	15
	Vehicle Theft	0	0	1	0	0	0	1
	Assault	1	0	0	3	2	0	6
	Murder	0	0	0	0	0	0	0
	Rape	0	0	0	0	0	0	0
	Robbery	0	0	0	0	0	0	0
	Total	1	0	13	6	3	0	23

## ACTION ITEM REPORT



**Item Title:** Municipal Court April 2026 1. City Monthly Report 2. Linbarger Monthly Report

**Recommendation:**

Call with questions.

I recommend approval.

OFFICE OF COURT ADMINISTRATION  
TEXAS JUDICIAL COUNCIL



OFFICIAL MUNICIPAL COURT MONTHLY REPORT

Month April Year 2026

Municipal Court for the City of **Los Fresnos**

Presiding Judge Gene Daniels

If new, date assumed office \_\_\_\_\_

Court Mailing Address 520 E Ocean Blvd

City Los Fresnos, Zip 78566

Phone Number (956) 233-9200

Fax Number (956) 233-9221

Court's Public Email

Court's Website

THE ATTACHED IS A TRUE AND ACCURATE REFLECTION OF THE RECORDS OF THIS COURT.

Prepared by ESMERALDA MACIAS

Date 2026-05-14

Phone Number \_\_\_\_\_

PLEASE RETURN THIS FORM NO LATER THAN 20 DAYS FOLLOWING THE END OF THE MONTH REPORTED TO:

OFFICE OF COURT ADMINISTRATION  
P O BOX 12066  
AUSTIN, TX  
78711-2066

PHONE: (737) 295-2330  
FAX: (512) 463-1648

CRIMINAL SECTION

Section H, Item # 4.

Court		Traffic Misdemeanors			Non-Traffic Misdemeanors		
Month	Year	Non-Parking	Parking	City Ordinance	Penal Code	Other State Law	City Ordinance
April	2026						
<b>1. Total Cases Pending First of Month:</b>		11,974	7	0	3,757	337	31
a. Active Cases		1,350	1	0	143	92	8
b. Inactive Cases		10,624	6	0	3,614	245	23
<b>2. New Cases Filed During Month</b>		611	4	0	69	19	14
<b>3. Cases Reactivated</b>		187	2	0	41	3	1
<b>4. All Other Cases Added</b>		0	0	0	0	0	0
<b>5. Total Cases on Docket (Sum of Lines 1a,2,3&amp;4)</b>		2,148	7	0	253	114	23
<b>6. Dispositions Prior to Court Appearance of Trial:</b>							
a. Uncontested Dispositions <i>(Disposed without appearance before a judge (CCP Art. 27.14))</i>		429	1	0	55	23	6
b. Dismissed by Prosecution		32	2	0	5	3	3
<b>7. Final Disposition in Open Court or at Trial:</b>							
a. Convictions							
1) Guilty Plea or Nolo Contendere		1	0	0	0	0	0
2) By the Court		0	0	0	0	0	0
3) By the Jury		0	0	0	0	0	0
b. Acquittals:							
1) By the Court		0	0	0	0	0	0
2) By the Jury		0	0	0	0	0	0
c. Dismissed by Prosecution		0	0	0	1	0	0
<b>8. Compliance Dismissals:</b>							
a. After Driver Safety Course (CCP, Art. 45.0511)		57					
b. After Deferred Disposition (CCP, Art. 45.051)		32	0	0	1	0	0
c. City After Teen Court (CCP, Art. 45.052)		0	0	0	0	0	0
d. After Tobacco Awareness Course (HSC, Sec. 161.253)						0	
e. After Treatment for Chemical Dependency (CCP, Art. 45.053)					0	0	
f. After Proof of Financial Responsibility (TC, Sec. 601.193)		28					
g. All Other Transportation Code Dismissals		37	0	0	0	0	0
<b>9. All Other Dispositions</b>		0	0	0	0	0	0
<b>10. Total cases Disposed (Sum of lines 6,7,8&amp;9)</b>		616	3	0	62	26	9
<b>11. Cases Placed on Inactive Status</b>		163	0	0	55	9	0
<b>12. Total Cases Pending End of Month:</b>		11,969	8	0	3,764	330	36
a. Active Cases (Equals Lines 5 minus the sum of Lines 10&11)		1,369	4	0	136	79	14
b. Inactive Cases (Equals Line 1b minus Lines 3 plus Line 11)		10,600	4	0	3,628	251	22
<b>13. Show Cause and Other Required Hearings Held</b>		76	0	0	8	8	2
<b>14. Cases Appealed:</b>							
a. After Trial		0	0	0	0	0	0
b. Without Trial		0	0	0	0	0	0

Court	
Month April	Year 2026
<b>1. Total Cases pending First of Month:</b>	0
<b>a. Active Cases</b>	0
<b>b. Inactive Cases</b>	0
<b>2. New Cases Filed</b>	0
<b>3. Cases Reactivated</b>	0
<b>4. All Other Cases Added</b>	0
<b>5. Total Cases on Docket (Sum of Lines 1a,2,3,&amp;4)</b>	0
<b>DISPOSITIONS</b>	
<b>6. Uncontested Civil Fines or Penalties</b>	0
<b>7. Default Judgments</b>	0
<b>8. Agreed Judgments</b>	0
<b>9. Trial Hearing by Judge/Hearing Officer</b>	0
<b>10. Trial by Jury</b>	0
<b>11. Dismissed for Want of Prosecution</b>	0
<b>12. All Other Dispositions</b>	0
<b>13. Total Cases Disposed (Sum of Lines 6 thru 12)</b>	0
<b>14. Cases Placed on Inactive Status</b>	0
<b>15. Total Cases Pending End of Month:</b>	0
<b>a. Active Cases (Equals Line 5 minus the sum of Lines 13&amp;14)</b>	0
<b>b. Inactive Cases (Equals Line 1b minus Line 3 plus Line 14)</b>	0
<b>16. Cases Appealed:</b>	
<b>a. After Trial</b>	0
<b>b. Without Trial</b>	0

JUVENILE / MINOR ACTIVITY

<b>Court</b>	
<b>Month April</b> <b>Year 2026</b>	
<b>1. Transportation Code Cases Filed</b>	<b>9</b>
<b>2. Non-Driving Alcoholic Beverage Code Cases Filed</b>	<b>6</b>
<b>3. Driving Under the Influence of Alcohol Cases Filed</b>	<b>0</b>
<b>4. Drug Paraphernalia Cases Filed (HSC, Ch. 481)</b>	<b>3</b>
<b>5. Tobacco and E-Cigarettes Cases Filed (HSC, Sec. 161.252)</b>	<b>9</b>
<b>6. Truancy Cases Filed (Fam. Code, Sec. 65.003(a))</b>	<b>0</b>
<b>7. Education Code Cases Filed</b>	<b>0</b>
<b>8. Violation of Local Daytime Curfew Ordinance Cases Filed (Local Govt. Code, Sec. 341.905)</b>	<b>0</b>
<b>9. All Other Non-Traffic Fine-Only Cases Filed</b>	<b>0</b>
<b>10. Transfer to Juvenile Court:</b>	
<b>a. Mandatory Transfer (Fam.Code, Sec. 51.08(b)(1))</b>	<b>0</b>
<b>b. Discretionary Transfer (Fam.Code, Sec. 51.08(b)(1))</b>	<b>0</b>
<b>11. Accused of Contempt and Referred to Juvenile Court (Delinquent Conduct) (CCP, Art. 45.05(c)(1))</b>	<b>0</b>
<b>12. Held in Contempt by Criminal Court(Fined and/or Denied Driving Privileges) (CCP, Art. 45.050(c)(2))</b>	<b>0</b>
<b>13. Juvenile Statement Magistrate Warning:</b>	
<b>a. Warnings Administered</b>	<b>0</b>
<b>b. Statements Certified (Fam.Code, Sec. 51.095)</b>	<b>0</b>
<b>14. Detention Hearings Held (Fam. Code, Sec. 54.01)</b>	<b>0</b>
<b>15. Orders for Non-Secure Custody Issued</b>	<b>0</b>
<b>16. Parent Contributing to Nonattendance Cases Filed (Ed. Code, Sec. 25.093)</b>	<b>0</b>

**ADDITIONAL ACTIVITY**

Court		NUMBER GIVEN	NUMBER REQUEST FOR COUNSEL
Month	Year		
April	2026		
<b>1. Magistrate Warnings:</b>			
a. Class C Misdemeanors		0	
b. Class A and B Misdemeanors		21	12
c. Felonies		22	8
			<b>TOTAL</b>
<b>2. Arrest warrants Issued:</b>			
a. Class C Misdemeanors			216
b. Class A and B Misdemeanors			0
c. Felonies			0
<b>3. Capiases Pro Fine Issued</b>			19
<b>4. Search Warrants Issued</b>			0
<b>5. Warrants for Fire, Health and Code Inspections Filed (CCP, Art. 1805)</b>			0
<b>6. Examining Trials Conducted</b>			0
<b>7. Emergency Mental Health Hearings Held</b>			0
<b>8. Magistrate's Orders for Emergency Protection Issued</b>			3
<b>9. Magistrate's Orders for Ignition Iterlock Device Issued (CCP.Art. 17.441)</b>			0
<b>10. All Other Magistrate's Orders Issued Requiring Conditions for release on Bond</b>			0
<b>11. Driver's License Denial, Revocation or Suspension Hearings Held (IC, Sec.521.300)</b>			0
<b>12. Disposition of Stolen Property Hearings Held (CCP, Ch. 47)</b>			0
<b>13. Peace Bond Hearings Held</b>			0
<b>14. Cases in which Fine and Court Costs Satisfied by Community Service:</b>			
a. Partial Satisfaction			0
b. Full Satisfaction			2
<b>15. Cases in Which Fine and Court Costs Satisfied by Jail Credit</b>			39
<b>16. Cases in Which Fine and Court Costs Waived for Indigency</b>			0
<b>17. Amount of Fines and Court Costs Waived for Indigency</b>			\$0.00
<b>18. Total Fines, Court Costs and Other Amounts Collected:</b>			
a. Retained by City			\$86,594.97
b. Remitted to State			\$46,523.49
c. Total			\$133,118.46

Section H, Item # 4.



# City of Los Fresnos

## Fees & Fines Collection Report

---

### Date

May 15, 2026

### Contacts

**Jeff Garcia, Managing Partner**

Jeffrey.Garcia@lgbs.com

956-546-1216

**Thessla Trevino, Fees and Fines Client Liaison**

Thessla.Trevino@lgbs.com

956-546-1216

## Collections & Activity Summary

Collection Disposition Summary - April 2026	
Citations Assigned	290
Amount Assigned	\$93,103
Citations Collected	229
Amount Collected	\$58,324
Citations Cancelled	58
Amount Cancelled	\$13,253
<b>Citations Resolved</b>	<b>287</b>
<b>Amount Resolved</b>	<b>\$71,577</b>

Collection Disposition Summary - Contract to Date	
Citations Assigned	58,472
Amount Assigned	\$15,799,810
Citations Adjusted	22,545
Amount Adjusted	(\$3,401,400)
Citations Collected	26,284
Amount Collected	\$6,133,380
Citations Cancelled	5,278
Amount Cancelled	\$1,293,847
<b>Citations Resolved</b>	<b>31,562</b>
<b>Amount Resolved</b>	<b>\$7,427,227</b>
<b>Dollar Resolution Rate</b>	<b>68.5%</b>

Collection Activity - April 2026		
Letters		169
Address/Phone Updated		124
Phone Activity	Inbound	39
	Outbound	147

Collection Activity - Contract to Date		
Letters		157,010
Address/Phone Updated		40,977
Phone Activity	Inbound	12,436
	Outbound	248,301

## Status of Open Accounts

Status	Count	Amount
ACT - Active Account	15,536	\$4,630,128
ATT - Attorney Contact Only	8	\$2,241
BPS - Broken Promise	63	\$15,921
DEC - Deceased. No Estate Or Beyond Claim	43	\$12,581
DIS - Dispute	4	\$889
INC - Incarcerated	57	\$15,643
PRM - Promise Payment	21	\$6,221
PTC - Paid To Client	1	\$121
REF - Refuse To Pay	3	\$365
SKP - Skiptracing For Phone	3	\$796
SWC - Stop Work Per Client	1,197	\$327,938
<b>Total</b>	<b>16,936</b>	<b>\$5,012,844</b>

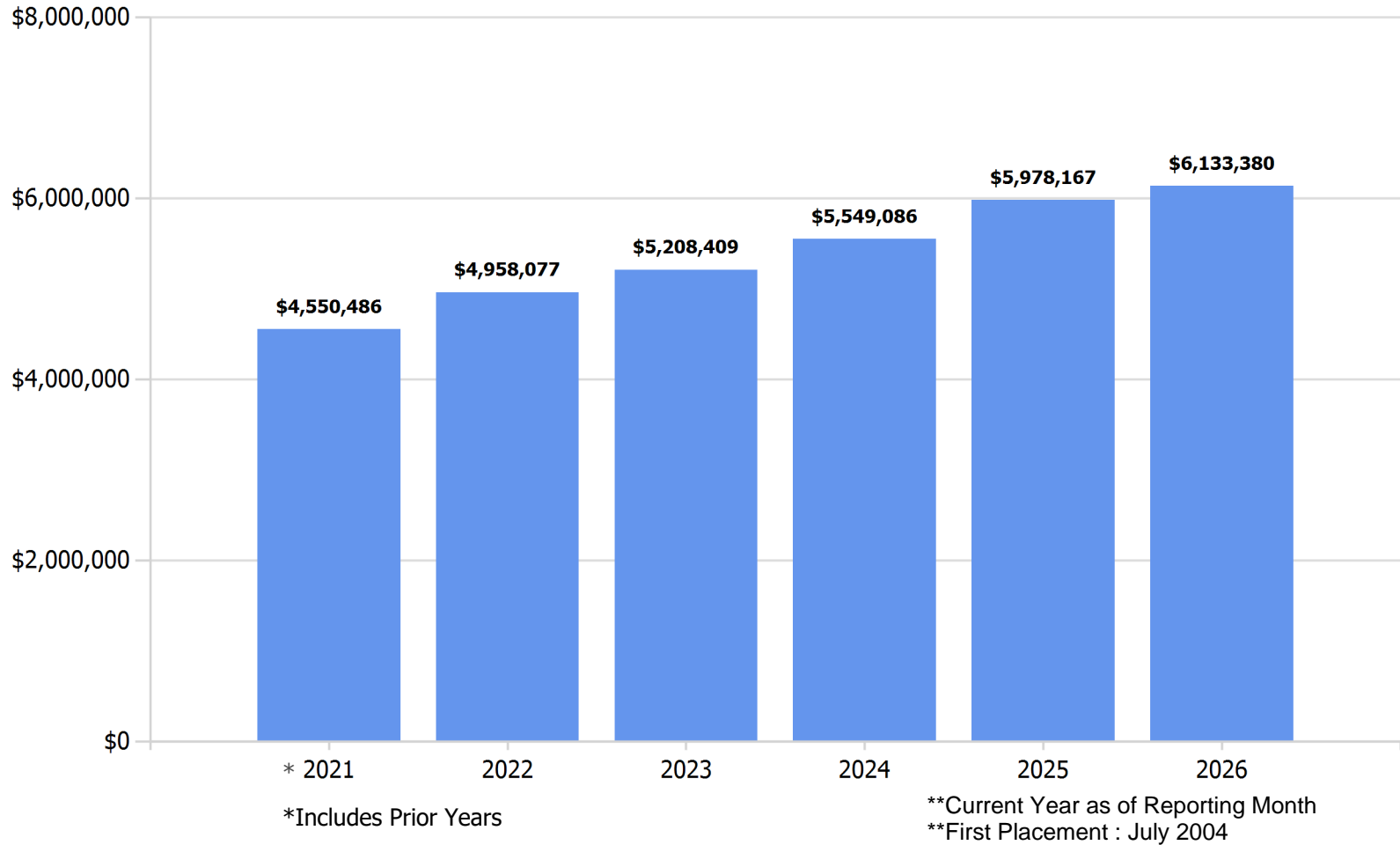
### Monthly Collection Activity Last 24 Months

Year	Month	Letters Mailed	Address/Phone Updated	Phone Activity		Dollars Collected
				Inbound	Outbound	
<b>2026</b>	<b>April</b>	169	124	39	147	\$58,324
	<b>March</b>	1,022	115	58	29	\$44,419
	<b>February</b>	3,787	2,186	37	46	\$33,831
	<b>January</b>	339	311	10	82	\$18,639
<b>2025</b>	<b>December</b>	420	105	9	175	\$24,452
	<b>November</b>	280	385	28	140	\$26,342
	<b>October</b>	396	243	52	137	\$39,504
	<b>September</b>	191	78	130	64	\$48,976
	<b>August</b>	4,116	882	115	158	\$38,581
	<b>July</b>	329	212	48	411	\$44,864
	<b>June</b>	500	162	35	233	\$44,641
	<b>May</b>	282	298	17	173	\$35,243
	<b>April</b>	440	173	65	426	\$52,875
	<b>March</b>	450	229	72	1,128	\$10,973
	<b>February</b>	4,296	161	113	1,013	\$37,534
	<b>January</b>	353	160	69	1,752	\$25,097
<b>2024</b>	<b>December</b>	587	175	34	2,942	\$24,935
	<b>November</b>	248	164	21	1,660	\$29,059
	<b>October</b>	657	642	67	1,184	\$20,436
	<b>September</b>	0	164	38	2,035	\$28,475
	<b>August</b>	3,652	229	78	933	\$17,990
	<b>July</b>	816	484	5	816	\$26,518
	<b>June</b>	592	237	23	545	\$29,690
	<b>May</b>	248	166	25	66	\$31,555
	<b>April</b>	636	80	44	647	\$42,024
<b>Total*</b>		<b>24,806</b>	<b>8,165</b>	<b>1,232</b>	<b>16,942</b>	<b>\$834,975</b>

**\*Total Amounts noted represent the last 24 months & not contract to date.**

Placement Activity Summary Contract to Date								
Year	Month	Count #	Orig Placement \$	Cancelled \$	Adjustment \$	Net Placement \$	Collected \$	Collected %
<b>2026 Summary</b>	<b>April</b>	290	\$93,103	\$0	\$0	\$93,103	\$0	0.00%
	<b>March</b>	301	\$96,925	\$2,028	(\$1,151)	\$93,746	\$8,241	8.79%
	<b>February</b>	266	\$84,029	\$4,255	(\$1,949)	\$77,825	\$9,185	11.80%
	<b>January</b>	339	\$106,926	\$5,650	(\$2,325)	\$98,952	\$11,004	11.12%
		<b>1,196</b>	<b>\$380,985</b>	<b>\$11,933</b>	<b>(\$5,425)</b>	<b>\$363,627</b>	<b>\$28,430</b>	<b>7.82%</b>
<b>2025 Summary</b>	<b>December</b>	254	\$81,957	\$2,520	(\$1,375)	\$78,062	\$4,974	6.37%
	<b>November</b>	355	\$116,097	\$4,010	(\$1,575)	\$110,511	\$6,434	5.82%
	<b>October</b>	140	\$43,970	\$776	(\$482)	\$42,712	\$5,024	11.76%
	<b>September</b>	115	\$36,761	\$569	(\$1,242)	\$34,951	\$9,182	26.27%
	<b>August</b>	129	\$40,195	\$762	(\$507)	\$38,926	\$7,615	19.56%
	<b>July</b>	170	\$54,259	\$5,605	(\$2,150)	\$46,504	\$7,666	16.49%
	<b>June</b>	67	\$21,767	\$1,374	(\$1,177)	\$19,216	\$3,900	20.30%
	<b>May</b>	118	\$37,708	\$1,520	(\$2,071)	\$34,117	\$4,943	14.49%
	<b>April</b>	298	\$94,120	\$3,058	(\$2,957)	\$88,105	\$25,194	28.60%
	<b>March</b>	309	\$97,542	\$1,747	(\$2,720)	\$93,075	\$24,641	26.47%
	<b>February</b>	505	\$157,759	\$7,226	(\$5,730)	\$144,803	\$34,904	24.10%
	<b>3,085</b>	<b>\$926,332</b>	<b>\$65,514</b>	<b>(\$23,127)</b>	<b>\$837,692</b>	<b>\$198,356</b>	<b>23.68%</b>	
<b>2023 Summary</b>		<b>2,401</b>	<b>\$716,050</b>	<b>\$95,854</b>	<b>\$9,204</b>	<b>\$629,401</b>	<b>\$145,061</b>	<b>23.05%</b>
<b>2022 Summary</b>		<b>2,832</b>	<b>\$889,728</b>	<b>\$25,898</b>	<b>(\$51,333)</b>	<b>\$812,497</b>	<b>\$257,999</b>	<b>31.75%</b>
<b>2021 Summary</b>		<b>4,400</b>	<b>\$1,387,497</b>	<b>\$36,915</b>	<b>(\$68,425)</b>	<b>\$1,282,157</b>	<b>\$412,291</b>	<b>32.16%</b>
<b>Prior Years</b>		<b>41,731</b>	<b>\$10,599,520</b>	<b>\$1,024,660</b>	<b>(\$3,230,104)</b>	<b>\$6,344,757</b>	<b>\$4,891,320</b>	<b>77.09%</b>

### Delinquent Fees & Fines Cumulative Collections



**ACTION ITEM REPORT**



**Item Title:** Library Report April 2026 1. Monthly Report

**Recommendation:**

Call with questions.

I recommend approval.

**Number of Patron Checking Out Materials**

Adult	418
Children	59
New Patron	52
In Library Use	17



**Material Types Checked Out**

Adult Books	150
Children Books	358
Young Adult Books	9
Videos	7
Other Language Books	15
Hotspots	7
Interlibrary Loans	5



**Items Downloaded**

eBooks	75
eAudiobooks	150



**Patron Access Computer Use**

Total Sessions	216
Total Time	199 Hours
Guest Passes	122



**Free Wi-Fi Access Use**

Total Sessions	954 Library WiFi
Total Sessions	648 Park WiFi



**What Happened in the Library**

Hours Open	168 hours
Visits/Calls	1166/122
Program Attendance	15 (Tots) 500+ (DIA2026)
Volunteer Hours	66/21 volunteers
New Cards Issued	21
Cards Renewed	21
New Books Added	56
New eBooks Added	69
New Videos Added	0
Hotspots Added	0
Books Weeded	0
Videos Weeded	0
Reference Questions	1925
Assists in Computer Lab	532
Patron Copies	2200
Patron Faxes sent	95
Patron Printouts	1742
Library Staff Copies	5
Replacement Cards	9
At Home Deliveries	0



**ACTION ITEM REPORT**



**Item Title:** Fire Marshal's Report April 2026 1. Monthly Report.

**Recommendation:**

Call with questions.

I recommend approval.



**FIRE MARSHAL'S OFFICE  
520 E OCEAN BLVD  
LOS FRESNOS, TEXAS 78566**

**FIRE INSPECTION REPORT**


MONTHLY INFORMATION REPORT

MONTH OF April 2026

**MONTHLY FIRE PREVENTION INSPECTIONS**

Commercial Businesses	<u>13</u>	Institutions	<u>1</u>
Industrial Structures	<u>0</u>	Homes	<u>0</u>
Public Buildings	<u>0</u>	Apartments	<u>0</u>
Hotels/Motels	<u>0</u>		
<b>TOTAL INSPECTIONS</b>			<u>14</u>

FIRES INVESTIGATED: (ACCIDENTAL) 0  
(INCENDIARY) 0

  
FIRE MARSHAL, CITY OF LOS FRESNOS

## ACTION ITEM REPORT



**Item Title:** Fire Department Report April 2026 1. Monthly Report.

**Recommendation:**

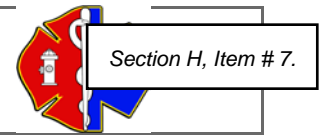
Call with questions.

I recommend approval.

# Los Fresnos Volunteer Fire Department

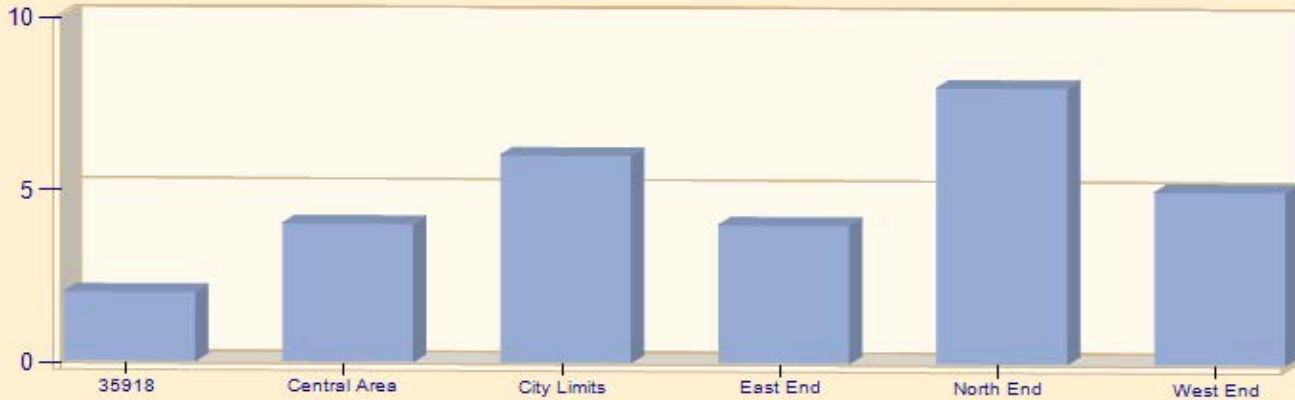
Los Fresnos, TX

This report was generated on 5/1/2026 10:50:55 AM



## Incident Type Count per Zone for Date Range

Start Date: 04/01/2026 | End Date: 04/30/2026



ZONES	INCIDENT TYPE	COUNT
<b>35918 - INDIAN LAKE</b>		
	900 - Special type of incident, other	1
	911 - Citizen complaint	1
	<i>Total Incidents for 35918 - INDIAN LAKE:</i>	2
<b>Central Area - Central Area</b>		
	131 - Passenger vehicle fire	1
	142 - Brush or brush-and-grass mixture fire	1
	151 - Outside rubbish, trash or waste fire	1
	324 - Motor vehicle accident with no injuries.	1
	<i>Total Incidents for Central Area - Central Area:</i>	4
<b>City Limits - LOS FRESNOS CITY LIMITS</b>		
	100 - Fire, other	1
	251 - Excessive heat, scorch burns with no ignition	1
	322 - Motor vehicle accident with injuries	1
	445 - Arcing, shorted electrical equipment	1
	715 - Local alarm system, malicious false alarm	1
	900 - Special type of incident, other	1
	<i>Total Incidents for City Limits - LOS FRESNOS CITY LIMITS:</i>	6
<b>East End - East End</b>		
	322 - Motor vehicle accident with injuries	1
	324 - Motor vehicle accident with no injuries.	1
	412 - Gas leak (natural gas or LPG)	1
	541 - Animal problem	1
	<i>Total Incidents for East End - East End:</i>	4
<b>North End - North End</b>		
	142 - Brush or brush-and-grass mixture fire	2
	143 - Grass fire	2
	322 - Motor vehicle accident with injuries	2
	324 - Motor vehicle accident with no injuries.	2
	<i>Total Incidents for North End - North End:</i>	8
<b>West End - West End</b>		
	118 - Trash or rubbish fire, contained	1
	322 - Motor vehicle accident with injuries	3
	324 - Motor vehicle accident with no injuries.	1
	<i>Total Incidents for West End - West End:</i>	5
<b>Total Count for all Zone:</b>		<b>29</b>

**ACTION ITEM REPORT**



**Item Title:** Senior Citizen Program Report April 2026 1. Monthly Report

**Recommendation:**

Call with questions.

I recommend approval.

## SENIOR CITIZENS APRIL 2026 ACTIVITY REPORT

DATE	DAY	ACTIVITY	ATTENDANCE
1	Wednesday	Coffee & Loteria	35
		Meal	28 Home/ 52 Congregate
		Sit & Fit	25
		Checkers & Cards	4
2	Thursday	Coffee & Loteria	39
		Meal	28 Home/ 52 Congregate
		Acuario Homecare	39
		Cards	4
3	Friday	Holiday	0
6	Monday	Coffee & Loteria	26
		Meal	28 Home/ 52 Congregate
		Chair Volleyball	26
		Cards	4
7	Tuesday	Coffee & Loteria	36
		Meal	28 Home/ 52 Congregate
		Nutrition Lesson	36
		Ice Cream Day	5
		Cards	4
8	Wednesday	Coffee & Loteria	34
		Meal	28 Home/ 52 Congregate
		South TX. Liver Scan	20
		Cards	4
9	Thursday	Coffee & Loteria	39
		Meal	28 Home/ 52 Congregate
		C.C. Sheriff Dept.	39
		Checkers & Cards	4
10	Friday	Coffee & Loteria	25
		Meal	28 Home/ 52 Congregate
		Sit & Fit	25
		Domiones & Cards	4
13	Monday	Coffee & Loteria	31
		Meal	28 Home/ 52 Congregate
		Chair Volleyball	16
		Cards	4
14	Tuesday	Coffee & Loteria	33
		Meal	28 Home/ 52 Congregate
		C.C. Public Health	33
		Chair Volleyball/Birthday Party	33
		Cards	4

Date	DAY	ACTIVITY	ATTENDANCE
15	Wednesday	Coffee & Loteria	29
		Meal	28 Home/ 52 Congregate
		Solara Rehab	4
		Cards	4
16	Thursday	Coffee & Loteria	35
		Meal	28 Home/ 52 Congregate
		Greater Valley Hospice	35
		Chair Kickball	16
		Cards	4
17	Friday	Coffee & Loteria	26
		Meal	28 Home/ 52 Congregate
		Sit & Fit Exercise	26
		Walmart	0
		Checkers & Cards	4
20	Monday	Coffee & Loteria	27
		Meal	28 Home/ 52 Congregate
		Sit & Stretch	27
		Dominios & Cards	4
21	Tuesday	Coffee & Loteria	35
		Meal	28 Home/ 52 Congregate
		H.E.B.	0
		Cards	4
22	Wednesday	Coffee & Loteria	27
		Meal	28 Home/ 52 Congregate
		Block Walk	0
		Cards	4
23	Thursday	Coffee & Loteria	38
		Meals	28 Home/ 52 Congregate
		Texas Ace Health Fair	0
		Cards	4
24	Friday	Coffee & Loteria	30
		Meal	28 Home/ 52 Congregate
		Sit & Stretch	30
		Ice Cream Trip	5
		Cards	4
27	Monday	Coffee & Loteria	32
		Meal	56 Home/ 104 Congregate
		Sit & Stretch	32
		Bingo	18
		Cards	4

Date	DAY	ACTIVITY	ATTENDANCE
28	Tuesday	Coffee & Loteria	37
		Meal	56 Home/ 104 Congregate
		Loteria	12
		Cards	4
29	Wednesday	Coffee & Loteria	29
		Meal	0
		Amigo's Del Valle	0
		Cards	4
30	Thursday	Coffee & Loteria	38
		Meal	0
		SPI Birding Center	38
		Nail Day	0
		Cards	4

**ACTION ITEM REPORT**



**Item Title:** Community Development Corporation April 2026 1. Minutes 2. CDC Consultant Report.

**Recommendation:**

Call with questions.

I recommend approval.



# Community Development Corporation Meeting Minutes

Monday, April 06, 2026 at 6:00 PM

City Hall – 520 East Ocean Blvd. Los Fresnos, TX 78566

<https://cityoflosfresnos.com/meetings>

NOTICE OF SAID MEETING IS HEREBY GIVEN BY THE CITY OF LOS FRESNOS PURSUANT TO CHAPTER 551, TITLE 5 OF THE TEXAS GOVERNMENT CODE, THE TEXAS OPEN MEETINGS ACT.

## A. CALL MEETING TO ORDER

President Juarez called the meeting to order at 6:00 p.m.

### PRESENT

President Enrique Juarez  
Place 2 Pedro Maldonado  
Place 4 Marco Huerta  
Place 5 Gordon Cappon  
Vice President Daniel Alvarez

### ABSENT

Place 3 Leo Casanova  
Place 6 Claudia Villarreal

## B. INVOCATION AND PLEDGE OF ALLEGIANCE

Mr. Milum gave the invocation and led the audience in the Pledge of Allegiance.

## C. VISITORS REMARKS

To speak, you must sign in with the City Secretary prior to the meeting. You have a limit of 5 minutes to speak.

There was none.

## D. ACTION ITEMS

1. Consideration and ACTION to approve the minutes from March 2, 2026

Motion was made and seconded to approve the minutes from March 2, 2026.

Motion made by Place 2 Maldonado, Seconded by Place 4 Huerta.

Voting Yea: President Juarez, Place 2 Maldonado, Place 4 Huerta, Place 5 Cappon, Vice President Alvarez

2. Consideration and ACTION to acknowledge the February 2026 Financial Report A. Monthly B. Year to Date Report C. Sales Tax

Mr. Milum presented the February 2026 financial reports. The transaction report reflected seven routine transactions totaling \$375,404.93, all previously approved with nothing unusual noted.

As of February 28, 2026, the City is 41.7% through the fiscal year. Sales tax collections totaled 48.26% of the annual budget, exceeding projections by nearly \$43,000, reflecting a strong month. Year to date expenditures were 28.63%, or approximately \$189,000, resulting in a positive variance of more than \$128,000, in addition to sales tax revenues above budget. No budget line items were reported as over budget or out of order.

The sales tax comparison report showed a strong performance, with February revenues up 28.34% over the same period last year. Year to date sales tax collections are 11.32% higher, or \$31,904, than last year. Board members noted that February consistently reflects strong figures due to holiday sales from December being reported during this period.

Members commended Mr. Milum and the accounting department for long-standing accuracy, transparency, and accountability in financial reporting.

Motion was made and seconded to acknowledge the Financial Report.

Motion made by Place 5 Cappon, Seconded by Place 4 Huerta.  
Voting Yea: President Juarez, Place 2 Maldonado, Place 4 Huerta, Place 5 Cappon, Vice President Alvarez

- 3. Consideration and ACTION to approve a sign grant for Star Insurance Advisors LLC located at 304 E 3<sup>rd</sup> St. Suite 1.

Mr. Huerta reported on behalf of the Incentive Grant Committee, which met earlier to review a sign grant application from Star Insurance Advisors LLC. Two bids were received for the proposed signage, Industrial Signs: \$9,070 and the lowest bid from The Graphik Spot: \$7,240.

The committee reviewed the bids and recommended approval of the lowest bid from The Graphik Spot in the amount of \$7,240. The CDC's portion of the grant would be \$3,620.

Motion was made and seconded to approve a sign grant for Star Insurance Advisors LLC located at 304 E 3<sup>rd</sup> St. Suite 1 to the lowest bid in the amount of \$7,240 with the CDC portion being \$3,620.

Motion made by Place 2 Maldonado, Seconded by Place 4 Huerta.  
Voting Yea: President Juarez, Place 2 Maldonado, Place 4 Huerta, Place 5 Cappon, Vice President Alvarez

- 4. Consideration and ACTION to approve an interior grant for Allure Medical Aesthetics LLC located at 304 E 3<sup>rd</sup> St. Suite 2.

Mr. Huerta reported on behalf of the Incentive Grant Committee, which met earlier in the day to review an interior improvement grant application from Allure Medical Aesthetics LLC. Two bids were received for the proposed work, New Leaf Construction LLC in the amount of \$10,200 and the lowest bid from Castle Bridge Construction in the amount of \$9,300.

The committee reviewed the bids and recommended approval of the lowest bid from Castle Bridge Construction in the amount of \$9,300. The CDC's portion of the grant would be \$4,650.

Motion was made and seconded to approve an interior grant for Allure Medical Aesthetics LLC located at 304 E 3<sup>rd</sup> St. Suite 2 to the lowest bid in the amount of \$9,300 with the CDC portion being \$4,650.

Motion made by Place 2 Maldonado, Seconded by Place 5 Cappon.  
Voting Yea: President Juarez, Place 2 Maldonado, Place 4 Huerta, Place 5 Cappon, Vice President Alvarez

- 5. Consideration and ACTION to update the sign grant funding amount and include funding for Plaza signs.

Mr. Milum presented a proposed update to the CDC Sign Grant Program, as outlined on page 22 of the board packet. He explained that the current maximum sign grant provides 50% reimbursement up to \$7,500, with the CDC portion capped at \$3,750. He proposed to increase the CDC's maximum contribution from \$3,750 to \$5,000 for standard business sign grants.

He proposed a new component allowing plaza owners to receive funding for large, multi tenant

plaza signs. The plaza owner may receive up to \$5,000 per tenant unit located within the plaza. He confirmed that individual tenants are not barred from applying for their own CDC grants at a later date.

Mr. Milum explained to ensure transparency and fairness, the updates should become effective June 1, 2026. Applications submitted prior to that date will remain subject to the existing \$3,750 maximum and will not include plaza sign funding.

Board members discussed consistency with past practices and noted that similar plaza signage funding had previously been approved in concept, though not formally adopted. Members expressed support for the update, citing benefits to existing and future businesses and improved clarity in grant administration.

Motion was made and seconded to update the CDC Sign Grant Program as follows: Increase the CDC maximum sign grant contribution to \$5,000. Allow plaza owners to receive up to \$5,000 per tenant unit for plaza signage. Confirm that tenants remain eligible to apply separately for CDC grants.  
Set the effective date as June 1, 2026.

Motion made by Vice President Alvarez, Seconded by Place 2 Maldonado.  
Voting Yea: President Juarez, Place 2 Maldonado, Place 4 Huerta, Place 5 Cappon, Vice President Alvarez

6. Consideration and ACTION to approve the 2024-2025 Financial Audit.

Mr. Milum presented the financial audit summary for Fiscal Year 2024–2025, reporting as of September 30, 2025, total assets were reported at \$796,613, consisting primarily of cash. Total liabilities were \$28,517, resulting in an unrestricted fund balance of \$768,096. The fund balance showed a positive increase from the prior fiscal year, indicating continued financial growth and stability. Sales tax revenue increased from \$622,000 in FY 2024 to \$658,000 in FY 2025. Interest income remained essentially consistent year over year. Total revenues: \$676,192, total expenditures approximately \$538,000

The fiscal year concluded with an excess of revenues over expenditures totaling \$137,750. As a result, the fund balance increased from \$630,346 to approximately \$768,096, strengthening the organization’s financial position. Mr. Milum noted that this growth was achieved while completing key projects, including the street project and the Veterans Memorial, while maintaining conservative financial practices to preserve funds for future needs.

Motion was made and seconded to approve the 2024-2025 Financial Audit

Motion made by Place 2 Maldonado, Seconded by Place 5 Cappon.  
Voting Yea: President Juarez, Place 2 Maldonado, Place 4 Huerta, Place 5 Cappon, Vice President Alvarez

**E. REPORT BY GENERAL MANAGER**

1. City Manager Report

- A. Los Fresnos Business Circle (LFBC) March Event
- B. SBA Business Ready Series
- C. LFCDC Website & Media Development (Triggers Media)
- D. Earth Day Event - April 18, 2026
- E. Workforce Development

Mr. Rosas provided an update on current economic development and community initiatives. He reported on the Los Fresnos Business Circle March event, which was held on March 4 at Fragile Planet Wildlife Park and included a new speed- networking format. The next Business Circle event is scheduled for April 17 at the EMS Training Facility.

Mr. Rosas also updated the board on the SBA Business Ready Series, noting that recent sessions have addressed small business funding and that another workshop is planned for April 28. An update was presented on the LF CDC website and media development, including progress on a new homepage video and business- focused content.

Preparations are underway for the Earth Day event scheduled for April 18, 2026, with vendor participation confirmed and promotional materials planned.

Finally, Mr. Rosas reported that work on the workforce development program has been completed and that coordination with workforce partners will continue, with additional details to be provided at a later date.

**F. ADJOURNMENT**

The meeting was adjourned at 6:36 p.m.

\_\_\_\_\_  
Alejandro Flores, Mayor

ATTEST:

\_\_\_\_\_  
Jacqueline Moya, City Secretary



City of Los Fresnos, TX

Vendor Number	Vendor Name	Payment Date	Payment Type	Discount Amount	Payment Amount	Number
<b>Bank Code: FVB9-CDC CHECKING</b>						
09860	AT&T MOBILITY	04/02/2026	Regular	0.00	41.89	3799
01377	Burton McCumber & Longoria, LLP	04/02/2026	Regular	0.00	5,024.68	3800
01821	CASTLE BRIDGE CONSTRUCTION LLC	04/02/2026	Regular	0.00	9,600.00	3801
01628	JEFFREY ROSAS	04/02/2026	Regular	0.00	42.78	3802
00305	LOS FRESNOS CHAMBER OF COMMERCE	04/02/2026	Regular	0.00	1,500.00	3803
01617	LOS FRESNOS CONSOLIDATED INDEPENDENT SC	04/02/2026	Regular	0.00	120.00	3804
04775	LOS FRESNOS FALCONS LITTLE LEAGUE	04/02/2026	Regular	0.00	20,824.95	3805
02675	TEXAS ECONOMIC DEVELOPMENT COUNCIL	04/02/2026	Regular	0.00	105.00	3806
01274	NewLane Finance Company	04/02/2026	Regular	0.00	39.75	3807
01565	AMAZON.COM	04/17/2026	Regular	0.00	342.95	3808
01628	JEFFREY ROSAS	04/17/2026	Regular	0.00	31.90	3809
08248	KONICA MINOLTA PREMIERE FINANCE	04/17/2026	Regular	0.00	124.29	3810
01274	NewLane Finance Company	04/17/2026	Regular	0.00	44.92	3811

**Bank Code FVB9 Summary**

Payment Type	Payable Count	Payment Count	Discount	Payment
Regular Checks	13	13	0.00	37,843.11
Manual Checks	0	0	0.00	0.00
Voided Checks	0	0	0.00	0.00
Bank Drafts	0	0	0.00	0.00
EFT's	0	0	0.00	0.00
	<b>13</b>	<b>13</b>	<b>0.00</b>	<b>37,843.11</b>



City of Los Fresnos, TX

		Original Total Budget	Current Total Budget	Period Activity	Fiscal Activity	Variance Favorable (Unfavorable)	Percent Used
<b>Fund: 09 - COMMUNITY DEVELOPMENT COR</b>							
<b>Department: 444 - MISCELLANEOUS</b>							
<b>Revenue</b>							
<a href="#">09-444-1020</a>	MISCELLANEOUS INCOME	0.00	0.00	0.00	2,399.60	2,399.60	0.00 %
	<b>Revenue Total:</b>	<b>0.00</b>	<b>0.00</b>	<b>0.00</b>	<b>2,399.60</b>	<b>2,399.60</b>	<b>0.00%</b>
	<b>Department: 444 - MISCELLANEOUS Total:</b>	<b>0.00</b>	<b>0.00</b>	<b>0.00</b>	<b>2,399.60</b>	<b>2,399.60</b>	<b>0.00%</b>
<b>Department: 452 - CDC DISBURSEMENTS</b>							
<b>Revenue</b>							
<a href="#">09-452-1000</a>	INTEREST EARNED	13,000.00	13,000.00	0.00	4,501.96	-8,498.04	34.63 %
<a href="#">09-452-1132</a>	SALES TAX	650,000.00	650,000.00	47,873.60	414,230.74	-235,769.26	63.73 %
	<b>Revenue Total:</b>	<b>663,000.00</b>	<b>663,000.00</b>	<b>47,873.60</b>	<b>418,732.70</b>	<b>-244,267.30</b>	<b>63.16%</b>
	<b>Department: 452 - CDC DISBURSEMENTS Total:</b>	<b>663,000.00</b>	<b>663,000.00</b>	<b>47,873.60</b>	<b>418,732.70</b>	<b>-244,267.30</b>	<b>63.16%</b>
<b>Department: 575 - COMMUNITY DEVELOPMENT</b>							
<b>Expense</b>							
<a href="#">09-575-01100</a>	SALARIES	42,848.00	42,848.00	3,296.00	23,601.74	19,246.26	55.08 %
<a href="#">09-575-01500</a>	OVERTIME	1,000.00	1,000.00	239.48	316.74	683.26	31.67 %
<a href="#">09-575-02100</a>	FICA EXPENSE	2,719.00	2,719.00	217.84	1,473.96	1,245.04	54.21 %
<a href="#">09-575-02105</a>	MEDICARE EXPENSE	636.00	636.00	50.95	344.73	291.27	54.20 %
<a href="#">09-575-02106</a>	HEALTH INSURANCE EXP	8,046.00	8,046.00	746.06	4,856.71	3,189.29	60.36 %
<a href="#">09-575-02107</a>	TWC EXPENSE	63.00	63.00	0.00	63.01	-0.01	100.02 %
<a href="#">09-575-02150</a>	TMRS EXPENSE	3,762.00	3,762.00	257.74	1,700.75	2,061.25	45.21 %
<a href="#">09-575-02160</a>	WORKER'S COMP	88.00	88.00	0.00	0.00	88.00	0.00 %
<a href="#">09-575-02210</a>	OTHER INSURANCE	41.00	41.00	3.40	23.32	17.68	56.88 %
<a href="#">09-575-03110</a>	ATTORNEY	500.00	500.00	0.00	0.00	500.00	0.00 %
<a href="#">09-575-03115</a>	AUDITOR	6,000.00	6,000.00	0.00	7,551.27	-1,551.27	125.85 %
<a href="#">09-575-03121</a>	BUSINESS RECRUIT AND DEVELOPME	18,000.00	18,000.00	1,500.00	12,247.40	5,752.60	68.04 %
<a href="#">09-575-04100</a>	OFFICE SUPPLIES & PRINTING	6,000.00	6,000.00	177.19	2,108.89	3,891.11	35.15 %
<a href="#">09-575-05120</a>	TELEPHONE	1,000.00	1,000.00	41.88	332.97	667.03	33.30 %
<a href="#">09-575-06100</a>	CITY PROMOTION	62,575.00	62,575.00	563.02	43,063.02	19,511.98	68.82 %
<a href="#">09-575-06120</a>	ADVERTISING	2,425.00	2,425.00	0.00	1,475.00	950.00	60.82 %
<a href="#">09-575-09100</a>	TRAVEL/SEMINARS	4,000.00	4,000.00	104.41	5,646.88	-1,646.88	141.17 %
<a href="#">09-575-10100</a>	DUES & MEMBERSHIPS	9,000.00	9,000.00	44.92	495.46	8,504.54	5.51 %
<a href="#">09-575-11100</a>	PARK IMPROVEMENTS	120,000.00	120,000.00	0.00	122,626.59	-2,626.59	102.19 %
<a href="#">09-575-11150</a>	SPECIAL PROJECTS	140,697.00	140,697.00	24,800.00	26,437.19	114,259.81	18.79 %
<a href="#">09-575-12100</a>	INSURANCE	300.00	300.00	0.00	285.25	14.75	95.08 %
<a href="#">09-575-14100</a>	TECHNOLOGY MAINTENANCE AGRE...	0.00	0.00	0.00	25,370.00	-25,370.00	0.00 %
<a href="#">09-575-30100</a>	BUSINESS INCENTIVE PROGRAM	40,000.00	40,000.00	7,116.50	24,629.29	15,370.71	61.57 %
<a href="#">09-575-30129</a>	GENERAL FUND ADMIN	15,000.00	15,000.00	0.00	0.00	15,000.00	0.00 %
<a href="#">09-575-30131</a>	TRANSFER DEBT SERVICE I&S	178,000.00	178,000.00	0.00	178,000.00	0.00	100.00 %
<a href="#">09-575-99100</a>	MISCELLANEOUS	300.00	300.00	0.00	0.00	300.00	0.00 %
	<b>Expense Total:</b>	<b>663,000.00</b>	<b>663,000.00</b>	<b>39,159.39</b>	<b>482,650.17</b>	<b>180,349.83</b>	<b>72.80%</b>
	<b>Department: 575 - COMMUNITY DEVELOPMENT Total:</b>	<b>663,000.00</b>	<b>663,000.00</b>	<b>39,159.39</b>	<b>482,650.17</b>	<b>180,349.83</b>	<b>72.80%</b>
	<b>Fund: 09 - COMMUNITY DEVELOPMENT COR Surplus (Deficit):</b>	<b>0.00</b>	<b>0.00</b>	<b>8,714.21</b>	<b>-61,517.87</b>	<b>-61,517.87</b>	<b>0.00%</b>
	<b>Report Surplus (Deficit):</b>	<b>0.00</b>	<b>0.00</b>	<b>8,714.21</b>	<b>-61,517.87</b>	<b>-61,517.87</b>	<b>0.00%</b>

# Sales Tax Report

## FY 25-26

Section H, Item # 9.

Paid	2c				1-1/2c (General Fund Portion)				1/2c (CDC Portion)			
	FY24-25	FY23-24	Inc(Dec) (\$)	Inc(Dec) (%)	FY23-24	FY22-23	Inc(Dec) (\$)	Inc(Dec) (%)	FY23-24	FY22-23	Inc(Dec) (\$)	Inc(Dec) (%)
October	198,363.69	243,943.95	(45,580.26)	-18.68%	148,772.77	182,957.96	(34,185.20)	-18.68%	49,590.92	60,985.99	(11,395.07)	-18.68%
November	222,636.36	222,593.76	42.60	0.02%	166,977.27	166,945.32	31.95	0.02%	55,659.09	55,648.44	10.65	0.02%
December	205,582.15	181,035.06	24,547.09	13.56%	154,186.61	135,776.30	18,410.32	13.56%	51,395.54	45,258.77	6,136.77	13.56%
January	192,066.09	183,910.88	8,155.21	4.43%	144,049.57	137,933.16	6,116.41	4.43%	48,016.52	45,977.72	2,038.80	4.43%
February	308,545.07	246,747.09	61,797.98	25.05%	231,408.80	185,060.32	46,348.48	25.05%	77,136.27	61,686.77	15,449.49	25.05%
March	191,400.39	177,249.93	14,150.46	7.98%	143,550.29	132,937.45	10,612.85	7.98%	47,850.10	44,312.48	3,537.62	7.98%
April	169,610.31	183,718.30	(14,107.99)	-7.68%	127,207.73	137,788.73	(10,580.99)	-7.68%	42,402.58	45,929.58	(3,527.00)	-7.68%
May	242,664.51	252,041.13	(9,376.62)	-3.72%	181,998.38	189,030.85	(7,032.47)	-3.72%	60,666.13	63,010.28	(2,344.16)	-3.72%
June	230,428.53	203,263.59	27,164.94	13.36%	172,821.40	152,447.69	20,373.71	13.36%	57,607.13	50,815.90	6,791.24	13.36%
July	205,789.52	193,451.68	12,337.84	6.38%	154,342.14	145,088.76	9,253.38	6.38%	51,447.38	48,362.92	3,084.46	6.38%
August	235,243.81	234,275.31	968.50	0.41%	176,432.86	175,706.48	726.38	0.41%	58,810.95	58,568.83	242.13	0.41%
September	243,232.57	212,384.99	30,847.58	14.52%	182,424.43	159,288.74	23,135.69	14.52%	60,808.14	53,096.25	7,711.90	14.52%
<b>TOTAL SALES ACTIVITIES</b>	<b>\$ 2,645,563.00</b>	<b>\$ 2,534,615.67</b>	<b>\$ 110,947.33</b>	<b>4.38%</b>	<b>\$ 1,984,172.25</b>	<b>\$ 1,900,961.75</b>	<b>\$ 83,210.49</b>	<b>4.38%</b>	<b>\$ 661,390.75</b>	<b>\$ 633,653.92</b>	<b>\$ 27,736.83</b>	<b>4.38%</b>

Paid	2c				1-1/2c (General Fund Portion)				1/2c (CDC Portion)			
	FY25-26	FY24-25	Inc(Dec) (\$)	Inc(Dec) (%)	FY24-25	FY23-24	Inc(Dec) (\$)	Inc(Dec) (%)	FY24-25	FY23-24	Inc(Dec) (\$)	Inc(Dec) (%)
October	184,918.62	198,363.69	(13,445.07)	-7.27%	138,688.97	148,772.77	(10,083.80)	-7.27%	46,229.66	49,590.92	(3,361.27)	-7.27%
November	255,207.48	222,636.36	32,571.12	14.63%	191,405.61	166,977.27	24,428.34	14.63%	63,801.87	55,659.09	8,142.78	14.63%
December	233,208.10	205,582.15	27,625.95	13.44%	174,906.08	154,186.61	20,719.46	13.44%	58,302.03	51,395.54	6,906.49	13.44%
January	185,487.41	192,066.09	(6,578.68)	-3.43%	139,115.56	144,049.57	(4,934.01)	-3.43%	46,371.85	48,016.52	(1,644.67)	-3.43%
February	395,989.90	308,545.07	87,444.83	28.34%	296,992.43	231,408.80	65,583.63	28.34%	98,997.48	77,136.27	21,861.21	28.34%
March	210,616.96	191,400.39	19,216.57	10.04%	157,962.72	143,550.29	14,412.43	10.04%	52,654.24	47,850.10	4,804.14	10.04%
April	191,494.40	169,610.31	21,884.09	12.90%	143,620.80	127,207.73	16,413.07	12.90%	47,873.60	42,402.58	5,471.02	12.90%
<b>TOTAL SALES ACTIVITIES</b>	<b>\$ 1,656,922.87</b>	<b>\$ 1,488,204.06</b>	<b>\$ 168,718.81</b>	<b>11.34%</b>	<b>\$ 1,242,692.15</b>	<b>\$ 1,116,153.04</b>	<b>\$ 126,539.11</b>	<b>11.34%</b>	<b>\$ 414,230.72</b>	<b>\$ 372,051.01</b>	<b>\$ 42,179.70</b>	<b>11.34%</b>

\*\*\*\* Sales Tax Amount may be adjusted at the end of the year based on actuals sales activity amounts.

## ACTION ITEM REPORT



**Item Title:**

Deliberation pursuant to Section 551.074, Title 5 of the Texas Government code, the Texas Open Meetings Act regarding the following: the appointment, employment, evaluation and duties of City Manager, Chief of Police, Public Works Director, Librarian, Finance Director, or City Secretary.

**Recommendation:**

# ACTION ITEM REPORT



**Item Title:**

Pursuant to Section 551.074, Title 5 of the Texas Government code, the Texas Open Meetings Act deliberation and possible action regarding the following:

The appointment, employment, evaluation and duties of City Manager, Chief of Police, Public Works Director, Librarian, Finance Director, or City Secretary.

**Recommendation:**