



# CITY COUNCIL MEETING AGENDA

7:00 PM - Tuesday, October 22, 2024  
*via Videoconference and In Person*

---

**PARTICIPATION:** Members of the public may participate by being present at the Los Altos Council Chamber at Los Altos City Hall located at 1 N. San Antonio Rd, Los Altos, CA during the meeting. Public comment is accepted in person at the physical meeting location, or via email to [PublicComment@losaltosca.gov](mailto:PublicComment@losaltosca.gov).

**RULES FOR CONDUCT:** Pursuant to Los Altos Municipal Code, Section 2.05.010 "Interruptions and rules for conduct": Understanding that the purpose of the city council meetings is to conduct the people's business for the benefit of all the people, in the event that any meeting of the city council is willfully interrupted by a person or group of persons so as to render the orderly conduct of the meeting impossible, the mayor, mayor pro tem, or any other member of the city council acting as the chair may order the removal of the person or persons responsible for the disruption and bar them from further attendance at the council meeting, or otherwise proceed pursuant to Government Code Section 54957.0 or any applicable penal statute or city ordinance.

**REMOTE MEETING OBSERVATION:** Members of the public may view the meeting via the link below, but will not be permitted to provide public comment via Zoom or telephone. Public comment will be taken in-person, and members of the public may provide written public comment by following the instructions below.

<https://losaltosca-gov.zoom.us/j/81145257911?pwd=FDvWwKboiNceb1sX0QLAv9gcZ2DTD3.1>

**Telephone: 1-669-444-9171 / Webinar ID: 811 4525 7911 / Passcode: 338465**

**SUBMIT WRITTEN COMMENTS:** Prior to the meeting, comments on matters listed on the agenda may be emailed to [PublicComment@losaltosca.gov](mailto:PublicComment@losaltosca.gov). Emails sent to this email address are sent to/received immediately by the City Council. Emails sent directly to the City Council as a whole or individually, and not sent to [PublicComment@losaltosca.gov](mailto:PublicComment@losaltosca.gov) will not be included as a public comment in the Council packet.

***Please note: Personal information, such as e-mail addresses, telephone numbers, home addresses, and other contact information are not required to be included with your comments. If this information is included in your written comments, they will become part of the public record. Redactions and/or edits will not be made to public comments, and the comments will be posted as they are submitted. Please do not include any information in your communication that you do not want to be made public.***

Correspondence submitted in hard copy/paper format must be received by 2:00 p.m. on the day of the meeting to ensure distribution prior to the meeting. Comments provided in hard copy/paper format after 2:00 p.m. will be distributed the following day and included with public comment in the Council packet.

*The Mayor will open public comment and will announce the length of time provided for comments during each item.*

## AGENDA

### CALL MEETING TO ORDER

### ESTABLISH QUORUM

### PLEDGE ALLEGIANCE TO THE FLAG

### REPORT ON CLOSED SESSION

### CHANGES TO THE ORDER OF THE AGENDA

### SPECIAL ITEMS

Issue Proclamation Recognizing Hindu-American Awareness Appreciation Month

Introduction of Andrea Dorado, Emergency Preparedness Coordinator for the City of Los Altos

### PUBLIC COMMENTS ON ITEMS NOT ON THE AGENDA

*Members of the audience may bring to the Council's attention any item that is not on the agenda. The Mayor will announce the time speakers will be granted before comments begin. Please be advised that, by law, the City Council is unable to discuss or take action on issues presented during the Public Comment Period. According to State Law (also known as "The Brown Act") items must first be noted on the agenda before any discussion or action.*

[10-22-2024](#) Written Public Comments

### CONSENT CALENDAR

These items will be considered by one motion unless any member of the Council or audience wishes to remove an item for discussion. Any item removed from the Consent Calendar for discussion will be handled at the discretion of the Mayor.

- [1.](#) Approve the Regular Meeting Minutes of October 8, 2024
- [2.](#) Receive and file the City's Treasurer's Report for the month ending July 31, 2024
- [3.](#) Receive and file the City's Treasurer's Report for the month ending August 31, 2024
- [4.](#) Authorize the Police Department to purchase two electric Chevrolet Blazers, pursuit-rated, in the amount of \$127,218
- [5.](#) Adopt a Resolution authorizing the City Manager to approve the purchase of the Streets Division Altec AT 37G Aerial Truck as part of the vehicle replacement program for City owned fleet vehicles

## PUBLIC HEARING

- 6.** Hold Public Hearing No. 7 to receive a presentation from the City of Los Altos' ("City") consulting demographer, Redistricting Partners, solicit public input on draft district maps and the order of elections of the five new districts, including whether candidates for City Council must be residents and electors of the district in which they seek election for any period of time prior to filing their nomination papers and declaring their intent to run; reach agreement on the map to become the City's final district elections map; and to consider an ordinance adopting district-based elections and approving the final district map for the City of Los Altos

## DISCUSSION ITEMS

- 7.** Four (4) separate actions for City Council consideration:

Introduce and waive second reading of an Ordinance of the City Council of the City of Los Altos Amending Chapter 6.40, to Title 6 Health and Safety of the Los Altos Municipal Code for Regulations on Reusable Bags and find that this Ordinance is exempt from environmental review pursuant to Section 15308 of the State Guidelines implementing the California Environmental Quality Act of 1970;

Introduce and waive second reading of an Ordinance of the City Council of the City of Los Altos Repealing in its Entirety the Polystyrene Foam Disposable Food Service Ware Ordinance, Chapter 6.44 of the Los Altos Municipal Code and find that this Ordinance is exempt from environmental review pursuant to Section 15308 of the State Guidelines implementing the California Environmental Quality Act of 1970;

Introduce and waive second reading of an Ordinance of the City Council of the City of Los Altos Repealing in its Entirety the Single-use Foodware Accessories and Condiments Ordinance, Chapter 6.45 of the Los Altos Municipal Code and find that this Ordinance is exempt from environmental review pursuant to Section 15308 of the State Guidelines implementing the California Environmental Quality Act of 1970;

Introduce and waive second reading of an Ordinance of the City Council of the City of Los Altos Amending the Los Altos Municipal Code, by Adding Chapter 6.42 Titled Regulations on Disposable Foodware and find that this Ordinance is exempt from environmental review pursuant to Section 15308 of the State Guidelines implementing the California Environmental Quality Act of 1970

- 8.** Approve the restated employment agreement for City Manager which includes a base salary of \$298,825

## INFORMATIONAL ITEMS ONLY

*There will be no discussion or action on Informational Items*

- 9.** Update on the Electronic Bike (E-Bike) Ordinance

10. Tentative Council Calendar and Housing Element Implementation Update Calendar

## **COUNCIL/STAFF REPORTS AND DIRECTIONS ON FUTURE AGENDA ITEMS**

### **ADJOURNMENT**

**(Council Norms: It will be the custom to have a recess at approximately 9:00 p.m. Prior to the recess, the Mayor shall announce whether any items will be carried over to the next meeting. The established hour after which no new items will be started is 11:00 p.m. Remaining items, however, may be considered by consensus of the Council.)**

### **SPECIAL NOTICES TO THE PUBLIC**

In compliance with the Americans with Disabilities Act, the City of Los Altos will make reasonable arrangements to ensure accessibility to this meeting. If you need special assistance to participate in this meeting, please contact the City Clerk 72 hours prior to the meeting at (650) 947-2610.

All public records relating to an open session item on this agenda, which are not exempt from disclosure pursuant to the California Public Records Act, and that are distributed to a majority of the legislative body, will be available for public inspection at the Office of the City Clerk's Office, City of Los Altos, located at One North San Antonio Road, Los Altos, California at the same time that the public records are distributed or made available to the legislative body.

If you wish to provide written materials, please provide the City Clerk with 10 copies of any document that you would like to submit to the City Council for the public record.



## Melissa Thurman

---

**From:** roger heyder <mrheyderus@yahoo.com>  
**Sent:** Thursday, October 17, 2024 4:42 PM  
**To:** Public Comment  
**Subject:** Public comment for Council Meeting of 10/22/24  
**Attachments:** BS post.jpg; bashir.JPG

Public comment for Council Meeting of 10/22/24

Hello Council,

I wish to raise an issue with violation of the Code of Campaign Fair Practices, as voluntarily signed by the three involved candidates. The candidates are Johnathan Weinberg, Sally Meadows, and Larry Lang. Record request #24-154 will provide jpegs of their voluntarily signed forms.

The violated clauses are -

- 2) I shall not use or permit the use of character defamation, whispering campaigns, libel, slander, or scurrilous attacks on any candidate or his or her personal or family life.
- 3) I shall not use or permit any appeal to negative prejudice based on a candidate's actual or perceived race, religious creed, color, national origin, .....
- 6) I shall immediately and publicly repudiate support deriving from any individual or group that resorts, on my behalf of my candidacy or in opposition of my opponent, to the methods and tactics that I condemn. I shall accept responsibility to take firm action against any subordinate who violates any provision of this code or the laws governing elections.

The perpetrators of the violations are Bill Shepard and Vice Mayor Pete Daily. Attached is a recent NextDoor post by Bill Shepard, clearly attacking candidate Bashir, and specifically stated to be on the behalf of the candidates mentioned above. Since candidate Lang 'thanked' one of the posts in the thread, he clearly knows about this attack. If candidates Weinberg and Meadows did not know about the post attacking Bashir, then they do now, and can take the action they promised to take.

Also attached is an ad appearing numerous times in the Daily Post attacking Bashir paid for by Daily (see investigative report of the ad source from the Daily Post). Clearly it is in support of his fellow council members, or perhaps just for the benefit of his landlord, candidate Weinberg.

Please assure that the appropriate actions are taken in line with the commitments made in binding document the candidates have voluntarily signed. Truly shameful behavior.

Regards – Roger Heyder

**Bill Sheppard**  
Loyola Commons • 3 days ago • Edited •

Why is Ibrahim Bashir running for City Council? I have my doubts.

Ibrahim Bashir is one of the five candidates running for three open seats on the Los Altos City Council. He is running on a very scant record of public service to Los Altos. He was appointed to a four-year term to the Library Commission, but resigned with eighteen months left in his term and missed 9 of 19 meetings prior to resigning. His website bio doesn't claim any other Los Altos-related activities. He has rarely been seen at City Council meetings. According to public voting records Bashir didn't vote in the most recent Los Altos City Council election.

Of greater concern to me is the prolific fundraising, primarily from outside Los Altos. According to the Palo Alto Daily Post and his filed forms he has raised nearly \$68,000 for this race, which is over double the funds of all other candidates combined, and, to my recollection, is roughly twice the previous record amount raised from donors. He has undoubtedly raised even more since the last filing. Of greater concern is that 110 of the 140 individual donations (almost 80%) are from outside Los Altos, including 14 from out of state. See the details of who donated at <https://app.box.com/s/sworjany3n0felm8k7e3xeglj56cxjx6> and <https://app.box.com/s/x9coekks6ammaie30ptum2uzon8pyxvg>.

What are Bashir's motivations for his sudden interest in Los Altos politics? Several incidents have raised concerns that Bashir's candidacy may not be primarily based on a desire to address the needs and concerns of Los Altos residents.

- Bashir has 31 donors in common (\$28,000) with Omar Din (who is also a donor to Bashir), the controversial and divisive Sunnyvale city councilmember who has a long history of anti-Israel views and who made a declaration at a Sunnyvale City Council meeting that Zionism is a form of hate speech. This was rather ironic, as he made this assertion during recognition of United Against Hate Week.

- Bashir unsuccessfully requested \$15,000 from the Parks, Arts, Recreation, and Cultural Commission for a community Ramadan dinner (see <https://mccmeetingspublic.blob.core.usgovcloudapi.net/losaltosca-meet-778897d586fd94808b315af8efc065db77ITEM-Attachment-001-9abb70350fac4a10a6874ab3953dc75c.pdf>).

- Bashir's wife was one of the co-authors of an opinion piece in the Los Altos Town Crier which excoriated Councilmember Pete Dailey for his support of Israel during council discussion of the proposed resolution regarding the Israel-Gaza war. In my opinion and that of others I've spoken with, the piece Khan co-signed contained an unjustified level of vitriol against Councilmember Dailey and accused him of stoking hatred in the community. The local organization she works for also posted the heinous message "O Allah, grant victory to our brothers and sisters in Palestine and everywhere." on 10/7 (the anniversary of Hamas' murder of over 1,200 civilians and kidnapping of 251, among other atrocities).

In short, I don't trust Bashir's stated motivations for running for City Council. He has been inconsistent on why he stepped down from the Library Commission. When he resigned he stated that "work commitments precluded him from fully participating". In a recent Instagram post, however, he claims that he resigned to care for his sick son. Which is it? If the latter, why not state that at the time of his resignation?

Bashir has had far, far less engagement in Los Altos civic matters than any candidate in the last fifteen years. Does he know how the City operates, including the City's budget? Does he have productive relationships with other councilmembers and city staff, or knowledge of issues which Los Altos has faced in recent years? If not, how can he be an effective councilmember and make wise decisions?

And my greatest fear is that he is running in order to inject his view of Middle East politics into the City Council. I can imagine no other reason why over 100 donors from outside of Los Altos would suddenly take an interest in our town's politics to the tune of tens of thousands of dollars of donations. We've already seen it happen in Sunnyvale, and Bashir has far too many donors in common with Omar Din to believe it's not on his agenda here.

I strongly urge that you vote for Sally Meadows, Jonathan Weinberg, and Larry Lang. Meadows and Weinberg are proven as effective and reasonable civic leaders, and Lang has the experience and sound judgment to make a great councilmember. We need experienced councilmembers with a track record of accomplishment, cooperation, and good judgment. Don't let outside donors create an atmosphere of divisiveness and rancor in our town.

[form\\_460\\_-\\_ibrahim\\_bashir\\_-\\_sept\\_2024.pdf | Power...](#)  
app.box.com

Cha

**NEWS**

# ool district eks parcel tax

**ELIA BISCARDI**  
Post Staff Writer

City School District  
king voters in Novem-  
the existing \$217 annual  
a new one that will cost  
would last eight years  
million a year. This tax  
for 4.8% of the school  
it.  
said the purpose of the  
writing and math instruc-  
eschool and early child-  
-income parents afford  
for early childhood ed-  
to retain and attract  
ain small class sizes.  
y ranges from \$68,302 to  
ed on years of experience,  
and other factors.

**tax expires in 2026**  
t Measure Q parcel tax  
re on June 30, 2026. It  
11.2 million a year.

The district's current budget for the school year is \$53 million. Over \$25 million of that is state and federal funds.

A pollster hired by the district found that 72% of voters would support the tax, exceeding the two-thirds threshold for tax increases.

**Annual increases**

If Measure S passes, the amount would increase each year based on inflation. But the increase couldn't exceed 3% a year.

No ballot arguments in opposition to Measure S have been filed with the county.

Signing the argument in approval of the tax is Ravenswood City School District Vice President Jenny Bloom, Councilwoman Lisa Gauthier, School District Board Clerk Samuel Tavera, union representative Kimberly Cheadle and resident Frank Satterwhite.

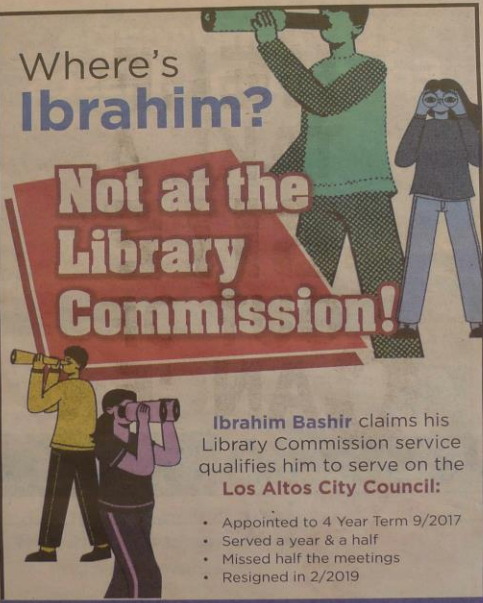
**Exemptions for seniors**

Anyone over the age of 65, receiving Social Security or Supplemental Security Income can file for an exemption.

If the tax fails, the board will be able to go to voters again in either early 2025 or 2026.

## Where's Ibrahim?

# Not at the Library Commission!



**Ibrahim Bashir** claims his Library Commission service qualifies him to serve on the **Los Altos City Council:**

- Appointed to 4 Year Term 9/2017
- Served a year & a half
- Missed half the meetings
- Resigned in 2/2019

## Unreliable as a commissioner! Unfit for Los Altos City Council

Ad paid for by Golden State Voices United FPPC #1460317  
Not authorized by a candidate or committee controlled by a candidate

## Melissa Thurman

---

**From:** Eric Steinle <eric.steinle@me.com>  
**Sent:** Tuesday, October 22, 2024 9:50 AM  
**To:** Public Comment  
**Subject:** Election districts

The following is my personal opinion as a resident, not as a planning commissioner.

I was disappointed by the last-minute shuffling of maps at Monday's study session. It ignored the plain intent of the applicable law in favor of ill-defined (or, worse, undefined) "communities of interest" that have nothing to do with electing candidates or influencing the outcome of elections.

Of the published maps, the two with ID 256642 and 256644 come closest to doing the actual job and respecting the neighborhoods and natural patterns of the city.

The proposed "new" map does neither of those things.

## Melissa Thurman

---

**From:** Anne Paulson <anne.paulson@gmail.com>  
**Sent:** Tuesday, October 22, 2024 11:14 AM  
**To:** Public Comment  
**Subject:** District maps

Please vote for map F2. I realize that Grant Park residents would be unhappy with it, but in this unfortunate situation, it's impossible to please everyone. Map F2 strikes a good balance.

--

-- Anne Paulson

## Melissa Thurman

---

**From:** Maria Bautista <maria@specker.com>  
**Sent:** Tuesday, October 22, 2024 12:18 PM  
**To:** City Council; Public Comment  
**Subject:** Public Comment: Item #6. Public Hearing 10.22.24

Hello Councilmembers,

I appreciate the time and care you are taking to craft the voting district map.

I have lived and raised a family in both areas of north Los Altos that are being defined as Districts 1 and 2. They each identify differently than what was suggested at last night's special meeting with the presentation of the new "10/10/24 Special Meeting Map:"

The neighbors in and around Los Altos High School/Almond School have always seen **Almond Avenue as a defining line.**

-Those south of Almond (and west to east, San Antonio to El Monte) identify as downtown neighborhoods.

-Those north of Almond (again west to east, San Antonio to El Monte) identify as the LAHS and Egan neighborhoods: these see the most movement of students.

West of San Antonio to Foothill Expressway, neighborhoods **north of Mount Hamilton** up to either Yerba Santa (or Pine Avenue) also identify with **downtown.**

North of Yerba Santa (or Pine Avenue) to El Camino is a distinct distinct with Egan, the Sweet Shoppe, the PG&E trail and the Village Center as defining characteristics.

As proposed in 10/10/24 Special Meeting Map, the narrow reach up to El Camino deemed a "downtown neighborhood" is not an accurate characterization.

The justification voiced for this configuration was offered by introducing Councilmember Filgor who said this arm is made up residents who she knows "support the development and vibrancy of downtown." All Los Altans support a well-designed, cared-for and lively downtown. Development objectives should not determine how we shape voting districts.

Councilmember Eng pointed out that many senior living facilities sit in the proposed arm; these residential enclaves are also together in any configuration that keeps the neighborhood north of Yerba Santa (or Pine) in place.

Please see the attached map of a possible configuration for the two districts of the north Los Altos area.

With respect to “urgency,” the adoption of voting districts is a very significant change. I urge you to take time to circulate your choice of a final map, especially if you are drafting a new one tonight, for final consideration by all residents. The final map should be published, at a minimum, in the Los Altos Town Crier and/or other regional newspapers to ensure broad public access, and be granted some reasonable period of time for feedback.

Thank you,

Maria Bautista

Please see attached map.



## Melissa Thurman

---

**From:** Maria Bautista <maria@specker.com>  
**Sent:** Tuesday, October 22, 2024 6:15 PM  
**To:** City Council; Public Comment  
**Subject:** Re: Public Comment: Item #6. Public Hearing 10.22.24

On Tue, Oct 22, 2024 at 12:18 PM Maria Bautista <[maria@specker.com](mailto:maria@specker.com)> wrote:

Hello Councilmembers,

I appreciate the time and care you are taking to craft the voting district map.

I have lived and raised a family in both areas of north Los Altos that are being defined as Districts 1 and 2. They each identify differently than what was suggested at last night's special meeting with the presentation of the new "10/10/24 Special Meeting Map:"

The neighbors in and around Los Altos High School/Almond School have always seen **Almond Avenue as a defining line.**

-Those south of Almond (and west to east, San Antonio to El Monte) identify as downtown neighborhoods.

-Those north of Almond (again west to east, San Antonio to El Monte) identify as the LAHS and Egan neighborhoods: these see the most movement of students.

West of San Antonio to Foothill Expressway, neighborhoods **north of Mount Hamilton** up to either Yerba Santa (or Pine Avenue) also identify with **downtown.**

North of Yerba Santa (or Pine Avenue) to El Camino is a distinct distinct with Egan, the Sweet Shoppe, the PG&E trail and the Village Center as defining characteristics.

As proposed in 10/10/24 Special Meeting Map, the narrow reach up to El Camino deemed a "downtown neighborhood" is not an accurate characterization.

The justification voiced for this configuration was offered by introducing Councilmember Filgor who said this arm is made up residents who she knows "support the development and vibrancy of downtown." All Los Altans support a well-designed, cared-for and lively downtown. Development objectives should not determine how we shape voting districts.

Councilmember Eng pointed out that many senior living facilities sit in the proposed arm; these residential enclaves are also together in any configuration that keeps the neighborhood north of Yerba Santa (or Pine) in place.

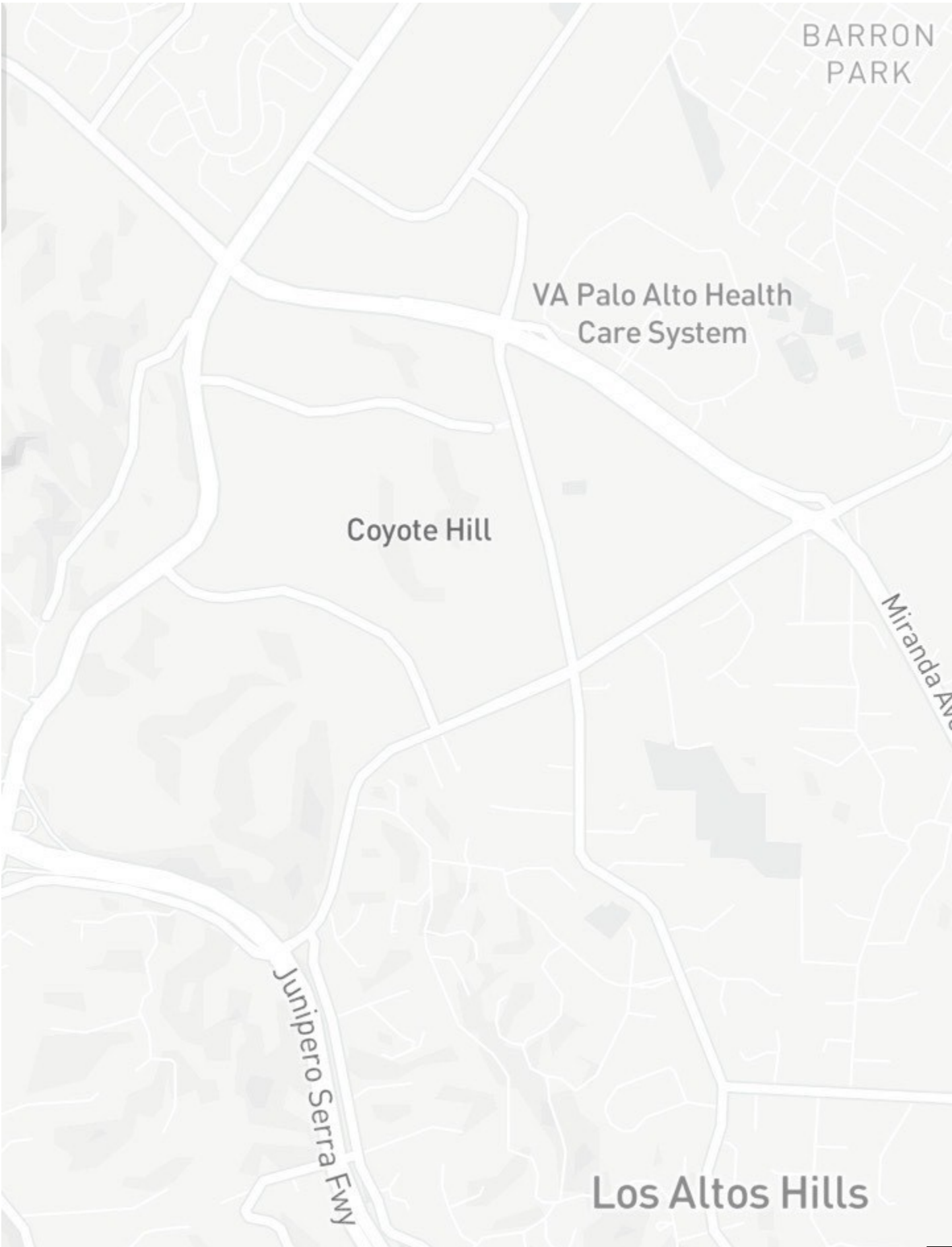
Please see the attached map of a possible configuration for the two districts of the north Los Altos area.

With respect to “urgency,” the adoption of voting districts is a very significant change. I urge you to take time to circulate your choice of a final map, especially if you are drafting a new one tonight, for final consideration by all residents. The final map should be published, at a minimum, in the Los Altos Town Crier and/or other regional newspapers to ensure broad public access, and be granted some reasonable period of time for feedback.

Thank you,

Maria Bautista

Please see attached map.







**CITY OF LOS ALTOS  
CITY COUNCIL MEETING MINUTES  
TUESDAY, OCTOBER 8, 2024  
7:00 p.m.  
1 N. San Antonio Rd. ~ Los Altos, CA**

*Jonathan D. Weinberg, Mayor  
Pete Dailey, Vice Mayor  
Neysa Fligor, Councilmember  
Lynette Lee Eng, Councilmember  
Sally Meadows, Councilmember*

**CALL MEETING TO ORDER** – Jonathan D. Weinberg, Mayor, called the meeting to order at 7:00 p.m.

**ESTABLISH QUORUM** – Pursuant to AB2449, **Sally Meadows, Councilmember**, requested to attend the meeting remotely due to a medical issue.

During the Special Meeting of October 8, 2024 at 6:00 p.m., there was a motion by Dailey and Second by Fligor to approve the remote attendance of Councilmember Meadows. **Motion carried unanimously by roll call vote.**

**PLEDGE OF ALLEGIANCE** – **Neysa Fligor, Councilmember**, led the Pledge of Allegiance.

**REPORT ON CLOSED SESSION**

There were no public comments during the Closed Session meeting.

During the Closed Session meetings of October 8, 2024, the only reportable action was the unanimous approval of the remote attendance request of Councilmember Meadows.

**CHANGES TO THE ORDER OF THE AGENDA**

There were no changes to the order of the agenda.

**PUBLIC COMMENTS ON ITEMS NOT ON THE AGENDA**

There were no speakers during Public Comment.

**CONSENT CALENDAR**

There were no public speakers for the Consent Calendar.

**Lynette Lee Eng, Councilmember**, requested to pull Item 3 for further discussion.

**Jonathan D. Weinberg, Mayor**, moved Item 3 to be discussed directly following the Consent Calendar.

Motion by Fligor and Second by Weinberg to approve the Consent Calendar, excluding Item 3. **Motion carried unanimously by roll call vote.**

1. Approve the Special and Regular Meeting Minutes of September 24, 2024

2. Approve the confirmation of the City Council appointments to various City Commissions

### DISCUSSION ITEM

3. Authorize the City Manager to execute an agreement with Harris & Associates for the 2024-2025 Downtown Parking Lot Resurfacing Project in the amount of \$243,222.00; and authorize the City Manager to execute a change order not to exceed 10% (\$24,300) of the total contract amount on behalf of the City and find the Council's action categorically exempt pursuant to CEQA Section 15301(c) consisting of the operation, repair, maintenance, or minor alteration of existing public or private structures or facilities, such as parking plazas, involving negligible or no expansion of existing or former use. It can be seen with certainty that the contract will not pose a significant effect on the physical environment, and none of the circumstances in CEQA Guidelines Section 15300.2 applies

**Lynette Lee Eng, Councilmember**, explained why she pulled the item from the Consent Calendar.

Motion by Dailey and Second by Fligor to authorize the City Manager to execute an agreement with Harris & Associates for the 2024-2025 Downtown Parking Lot Resurfacing Project in the amount of \$243,222.00; and authorize the City Manager to execute a change order not to exceed 10% (\$24,300) of the total contract amount on behalf of the City and find the Council's action categorically exempt pursuant to CEQA Section 15301(c) consisting of the operation, repair, maintenance, or minor alteration of existing public or private structures or facilities, such as parking plazas, involving negligible or no expansion of existing or former use. **Motion carried unanimously by roll call vote.**

### PUBLIC HEARINGS

4. Hold Public Hearing No. 5 to receive a presentation from the City's consulting demographer, Redistricting Partners, solicit public input on draft district maps and the order of elections of the five new districts including whether candidates for City Council must be residents and electors of the district in which they seek election for any period of time prior to filing their nomination papers and declaring their intent to run; reach agreement on the map to become the City's final district elections map; and to consider an ordinance adopting district-based elections and approving the final district map for the City of Los Altos

**Jon Maginot, Assistant City Manager and Paul Mitchell, Redistricting Partners**, presented the report.

**Jonathan D. Weinberg, Mayor**, opened the Public Hearing.

The following speakers spoke during the Public Hearing:

- Jon Baer

City of Los Altos  
City Council Regular Meeting Minutes  
October 8, 2024  
Page 3 of 3

- Jeanine Valadez
- Freddie Wheeler
- Joe Beninato
- Eric Steinle

**Jonathan D. Weinberg, Mayor**, closed the Public Hearing.

The City Council took a recess at 8:30 p.m.

The City Council reconvened at 8:40 p.m.

The City Council directed staff to provide four new maps to present during the regular meeting of October 22, 2024.

**INFORMATIONAL ITEMS ONLY**

*There will be no discussion or action on Informational Items*

5. Tentative Council Calendar and Housing Element Update Implementation Calendar

**COUNCIL/STAFF REPORTS AND DIRECTIONS ON FUTURE AGENDA ITEMS**

None.

**ADJOURNMENT** – The regular meeting adjourned at 9:19 p.m.

The meeting minutes were prepared by Melissa Thurman, City Clerk, for approval at the regular meeting of October 22, 2024.

\_\_\_\_\_  
Jonathan D. Weinberg  
Mayor

\_\_\_\_\_  
Melissa Thurman, MMC  
City Clerk

The October 8, 2024 City Council meeting recording may be viewed via the following external website: <https://www.youtube.com/@CityofLosAltosCA>

The City of Los Altos does not own or operate YouTube. The video referenced on these minutes were live at the time the minutes were published.





## City Council Agenda Report

**Meeting Date: October 22, 2024**  
**Initiated By: Stephanie Beauchaine, Interim Finance Director**  
**Prepared By: Stephanie Beauchaine, Interim Finance Director**  
**Approved By: Jon Maginot, Assistant City Manager**

**Subject: Treasurer’s Report for the month ending July 31, 2024**

---

### **COUNCIL PRIORITY AREA**

- Business Communities
- Circulation Safety and Efficiency
- Environmental Sustainability
- Housing
- Neighborhood Safety Infrastructure
- General Government

### **RECOMMENDATION**

Receive and file the City’s Treasurer’s Report for the month ending July 31, 2024.

### **FISCAL IMPACT**

None.

### **ENVIRONMENTAL REVIEW**

None.

### **DISCUSSION/ANALYSIS**

Please find attached the City’s monthly Treasurer’s Report for the month ending July 31, 2024. Included are the month ending balances for the City’s treasury funds and the July check register, documenting the City’s disbursements.

As of July 31, 2024, the City of Los Altos holds 4 treasury accounts as follows:

1. US Bank General Checking: This account is used to meet the City’s daily cash needs, for regular deposit of City receipts, and disbursement of funds to meet the City’s regular obligations.
2. LAIF: the Local Gency Investment Fund (LAIF) is Managed by the California State Treasurer, this investment pool holds funds in excess of the City’s daily cash flow needs. This investment is fully liquid and serves as the City’s primary repository of cash to cover the City’s expenses when they exceed the balance held in the City’s general checking account.

3. **CAMP:** the California Asset Management Program (CAMP) is a Joint Powers Authority (JPA) established to provide California public agencies with professional investment services. The fund is fully liquid and serves as a repository of cash to cover the City’s short-term expenses when they exceed the balance held in the City’s general checking account.
4. **Public Trust Advisors:** Public Trust Advisors in an investment firm specializing in local government investments. The City utilizes their investment account to hold funds not needed to meet current obligations, which are available for longer term investment.

The balances for each of the City’s Treasury accounts for the month ending July 31, 2024 are as follows:

Transactions	US Bank Checking	LAIF	CAMP	Public Trust	Total
<b>Beginning Balance 06/30/2024</b>	<b>\$ 15,750,979.31</b>	<b>\$ 4,638,213.19</b>	<b>\$ 21,226,017.85</b>	<b>\$ 51,544,842.05</b>	<b>\$ 93,160,052.40</b>
Deposits	\$ 2,533,970.09				\$ 2,533,970.09
Withdrawals	\$ (10,767,388.70)				\$(10,767,388.70)
Interest/Income Earned		\$ 47,921.75	\$ 97,688.87		\$ 145,610.62
Accretion				\$ (8,632.78)	\$ (8,632.78)
Fees				\$ 235,466.19	\$ 235,466.19
Net Transfers	\$ (3,500,000.00)	\$ 3,500,000.00			\$ -
<b>Ending Balance 07/31/2024</b>	<b>\$ 4,017,560.70</b>	<b>\$ 8,186,134.94</b>	<b>\$ 21,323,706.72</b>	<b>\$ 51,771,675.46</b>	<b>\$ 85,299,077.82</b>

The City’s check register for the month of July 2024 totaled \$6,201,878.49 and is attached for review.

**ATTACHMENTS**

- 1. Check Register July 2024**

# City of Los Altos

## Check Register

JULY 2024

Vendor Name	Check Number	Date Issued
101 VOICE	00176214	07/03/2024
ALHAMBRA AND SIERRA SPRINGS	00176215	07/03/2024
AMAZON CAPITAL SERVICES INC	00176216	07/03/2024
AT&T	00176217	07/03/2024
AT&T	00176218	07/03/2024
BERLINER COHEN LLP	00176219	07/03/2024
BRIDGET MATHESON	00176220	07/03/2024
CALIFORNIA WATER SERVICE	00176221	07/03/2024
CALIFORNIA WATER SERVICE	00176222	07/03/2024
CHIEN-SHENG TSENG	00176223	07/03/2024
CIARDELLA'S GARDEN SUPPLY INC.	00176224	07/03/2024
COMCAST	00176225	07/03/2024
COUNTY OF SANTA CLARA-Technology Services and Solu	00176226	07/03/2024
CREATIVE WINDOW INTERIORS INC	00176227	07/03/2024
D&M TRAFFIC SERVICES INC	00176228	07/03/2024
DAHL'S EQUIPMENT RENTALS INC	00176229	07/03/2024
ELLISON'S TOWING INC	00176230	07/03/2024
FEDEX	00176231	07/03/2024
INC GOT POWER	00176232	07/03/2024
HOME DEPOT CREDIT SERVICES	00176233	07/03/2024
IMPERIAL SPRINKLER SUPPLY	00176234	07/03/2024
JENNIFER TANNOUS	00176235	07/03/2024
JOINT VENTURE SILICON VALLEY NETWORK	00176236	07/03/2024
LAFCO	00176237	07/03/2024
LOS ALTOS CHAMBER OF COMMERCE	00176238	07/03/2024
LOS ALTOS HARDWARE INC	00176239	07/03/2024
LOS ALTOS MOUNTAIN VIEW COMMUNITY FOUNDATION	00176240	07/03/2024
LOS ALTOS PEACE OFFICERS ASSOCIATION	00176241	07/03/2024
MALCOLM TAAM	00176242	07/03/2024
MUNICIPAL MAINTENANCE EQUIPMENT INC	00176243	07/03/2024
MUNISERVICES LLC	00176244	07/03/2024
LLC O'REILLY AUTO ENTERPRISES	00176245	07/03/2024
OAK ALARM COMPANY	00176246	07/03/2024
PACIFIC GAS AND ELECTRIC CO	00176247	07/03/2024
PACIFIC GAS AND ELECTRIC CO	00176248	07/03/2024
PARTY BY ALINA	00176249	07/03/2024
PENINSULA UNIFORMS AND ARTISAN EMBROIDERY	00176250	07/03/2024
PUMP REPAIR SERVICE CO	00176251	07/03/2024
ROSS RECREATION EQUIPMENT	00176252	07/03/2024
SAE CONSULTING ENGINEERING	00176253	07/03/2024
SAN JOSE WATER COMPANY	00176254	07/03/2024
SITEIMPROVE INC	00176255	07/03/2024
SLAKEY BROTHERS INC.	00176256	07/03/2024
STAPLES ADVANTAGE	00176257	07/03/2024

Susmita Mukherjee	00176258	07/03/2024
T-Mobile USA Inc.	00176259	07/03/2024
THE BRIEFING ROOM LLC	00176260	07/03/2024
The Flying Locksmiths - Sacramento	00176261	07/03/2024
TOP DOG POLICE K9 TRAINING AND CONSULTING LLC	00176262	07/03/2024
TYLER TECHNOLOGIES INC	00176263	07/03/2024
U.S. BANK	00176264	07/03/2024
VALLEY OIL COMPANY	00176265	07/03/2024
VERDE DESIGN INC	00176266	07/03/2024
VERIZON WIRELESS	00176267	07/03/2024
VESTIS	00176268	07/03/2024
LEVI LLENICKA	00176269	07/11/2024
360 FITNESS LLC	00176270	07/11/2024
ACHIEVEMENT ENGINEERING CORP.	00176271	07/11/2024
AIMEE MAJOR	00176272	07/11/2024
ALL CITY MANAGEMENT SERVICES INC	00176273	07/11/2024
ALTA PLANNING AND DESIGN INC	00176274	07/11/2024
AMAZON CAPITAL SERVICES INC	00176275	07/11/2024
Amazon Capital Services Inc	00176276	07/11/2024
ANDY KIM	00176277	07/11/2024
ARGO CONSTRUCTION INC.	00176278	07/11/2024
AT&T	00176279	07/11/2024
BAY AREA PL SERVICES	00176280	07/11/2024
BELLECCI & ASSOCIATES INC	00176281	07/11/2024
BENEFIT COORDINATORS CORP	00176282	07/11/2024
Boucher Law PC	00176283	07/11/2024
BRIAN WERNER	00176284	07/11/2024
CALIFORNIA WATER SERVICE	00176285	07/11/2024
CDW GOVERNMENT INC.	00176286	07/11/2024
CHAIN REACTION BICYCLES-REDWOOD CITY	00176287	07/11/2024
CHEVROLET OF STEVENS CREEK	00176288	07/11/2024
CITY OF CUPERTINO	00176289	07/11/2024
CITY OF PALO ALTO	00176290	07/11/2024
CMRS-FP	00176291	07/11/2024
COMCAST	00176292	07/11/2024
CONCENTRA MEDICAL CENTERS	00176293	07/11/2024
DAHL'S EQUIPMENT RENTALS INC	00176294	07/11/2024
DAHLIA GUTIERREZ	00176295	07/11/2024
Darryl Pang	00176296	07/11/2024
Dex Background Investigations	00176297	07/11/2024
ELEMENT C	00176298	07/11/2024
Elizabeth Checke	00176299	07/11/2024
ELIZABETH KWAN	00176300	07/11/2024
ENRIQUE RODRIGUEZ	00176301	07/11/2024
Environmental Engineering & Contracting Inc.	00176302	07/11/2024
HEATHER CRESSALL	00176303	07/11/2024
INFORTAL WORLDWIDE	00176304	07/11/2024
INSIGHT PUBLIC SECTOR INC	00176305	07/11/2024
INTERACTIVE DATA LLC	00176306	07/11/2024
ITsavvy LLC	00176307	07/11/2024
JOHNSTONE SUPPLY	00176308	07/11/2024
JOSHUA COTTRELL	00176309	07/11/2024

LANGUAGE LINE SERVICES	00176310	07/11/2024
LEXISNEXIS RISK DATA MGT LLC	00176311	07/11/2024
LEXISNEXIS RISK DATA MGT LLC	00176312	07/11/2024
LIEBERT CASSIDY WHITMORE	00176313	07/11/2024
LOOKINGPOINT INC.	00176314	07/11/2024
LOS ALTOS TOWN CRIER	00176315	07/11/2024
LOZANO SUNNYVALE CAR WASH	00176316	07/11/2024
MALCOLM TAAM	00176317	07/11/2024
MARK ENTERPRISES TECHNOLOGIES LLC	00176318	07/11/2024
METRO MOBILE COMMUNICATIONS	00176319	07/11/2024
MISSION TRAIL WASTE SYSTEMS	00176320	07/11/2024
MOUNTAIN VIEW-LOS ALTOS UNION HIGH SCHOOL DISTRICT	00176321	07/11/2024
NAVIA BENEFIT SOLUTIONS	00176322	07/11/2024
NBS GOVERNMENT FINANCE GROUP	00176323	07/11/2024
NOLL & TAM ARCHITECTS	00176324	07/11/2024
OAK ALARM COMPANY	00176325	07/11/2024
ODP BUSINESS SOLUTIONS LLC	00176326	07/11/2024
PACIFIC GAS AND ELECTRIC CO	00176327	07/11/2024
Paul Kent	00176328	07/11/2024
PECKHAM AND MCKENNEY	00176329	07/11/2024
PENINSULA UNIFORMS AND ARTISAN EMBROIDERY	00176330	07/11/2024
PERMITIUM	00176331	07/11/2024
POWERDMS INC	00176332	07/11/2024
PREFERRED ALLIANCE INC	00176333	07/11/2024
PRESTIGE PRINTING AND GRAPHICS	00176334	07/11/2024
R3 CONSULTING GROUP	00176335	07/11/2024
SANITARY TRUCK DRIVERS & HELPERS	00176336	07/11/2024
SANTA CLARA COUNTY FIRE DEPARTMENT	00176337	07/11/2024
SASKIA LAGERGREN	00176338	07/11/2024
SHAW HR CONSULTING	00176339	07/11/2024
TANIA KATBI	00176340	07/11/2024
TCG BUILDERS INC	00176341	07/11/2024
THE COUNSELING TEAM INTERNATIONAL	00176342	07/11/2024
The Flying Locksmiths - Sacramento	00176343	07/11/2024
TRI-SIGNAL INTEGRATION INC	00176344	07/11/2024
TRISTAR RISK MANAGEMENT	00176345	07/11/2024
UNITED STORM WATER INC	00176346	07/11/2024
VESTIS	00176347	07/11/2024
VIJAY KUMAR DHIR	00176348	07/11/2024
WEX BANK	00176349	07/11/2024
RAYMOND C. ROAN	00176350	07/18/2024
ADAMSON POLICE PRODUCTS	00176351	07/18/2024
ALAMEDA COUNTY SHERIFF'S OFFICE	00176352	07/18/2024
AMAZON CAPITAL SERVICES INC	00176353	07/18/2024
Arthur James Browning IV	00176354	07/18/2024
ASHOK KUMAR	00176355	07/18/2024
ASSOCIATION OF BAY AREA GOVERNMENTS-ABAG	00176356	07/18/2024
AT&T	00176357	07/18/2024
B&H PHOTO -VIDEO	00176358	07/18/2024
Bear Electrical Solutions Inc.	00176359	07/18/2024
BELLECCI & ASSOCIATES INC	00176360	07/18/2024
BLAC-RAC MANUFACTURING INC	00176361	07/18/2024

Boucher Law PC	00176362	07/18/2024
BRIAN WERNER	00176363	07/18/2024
CALIFORNIA PAINT COMPANY	00176364	07/18/2024
CALIFORNIA WATER SERVICE	00176365	07/18/2024
CANON FINANCIAL SERVICES INC.	00176366	07/18/2024
CARLY VASAN	00176367	07/18/2024
CITY OF PALO ALTO - REV COLLECTIONS	00176368	07/18/2024
CIVICPLUS LLC	00176369	07/18/2024
COMCAST	00176370	07/18/2024
Cooke & Associates Inc.	00176371	07/18/2024
DEWBERRY ENGINEERS INC	00176372	07/18/2024
DOGGIE WALK BAGS INC	00176373	07/18/2024
EDGES ELECTRICAL GROUP LLC	00176374	07/18/2024
EIDE BAILLY	00176375	07/18/2024
Environmental Engineering & Contracting Inc.	00176376	07/18/2024
FEDEX	00176377	07/18/2024
FRANCOTYP-POSTALIA INC	00176378	07/18/2024
GIULIANI & KULL INC	00176379	07/18/2024
HONEY BUCKET	00176380	07/18/2024
HYCU Inc.	00176381	07/18/2024
INSIGHT PUBLIC SECTOR INC	00176382	07/18/2024
JAMES HAWKINS	00176383	07/18/2024
LEVI L NENICKA	00176384	07/18/2024
LINDE GAS & EQUIPMENT INC.	00176385	07/18/2024
LOS ALTOS CHAMBER OF COMMERCE	00176386	07/18/2024
LOS ALTOS PEACE OFFICERS ASSOCIATION	00176387	07/18/2024
METRO MOBILE COMMUNICATIONS	00176388	07/18/2024
NBS GOVERNMENT FINANCE GROUP	00176389	07/18/2024
NEW BEGINNINGS PRINTING LLC	00176390	07/18/2024
NOLL & TAM ARCHITECTS	00176391	07/18/2024
O'REILLY AUTO ENTERPRISES LLC	00176392	07/18/2024
PAY PLUS SOLUTIONS	00176393	07/18/2024
PEACEKEEPER PRODUCTS INTL LLC	00176394	07/18/2024
PETTY CASH CUSTODIAN	00176395	07/18/2024
PINNACLE FUEL COMPLIANCE SERVICES INC	00176396	07/18/2024
PITNEY BOWES GLOBAL FINANCIAL SERVICES LLC	00176397	07/18/2024
PITNEY BOWES INC	00176398	07/18/2024
PRESTIGE PRINTING AND GRAPHICS	00176399	07/18/2024
REDWOOD CATERING FOOD GROUP INC	00176400	07/18/2024
RING CENTRAL INC.	00176401	07/18/2024
ROSS RECREATION EQUIPMENT	00176402	07/18/2024
SANITARY TRUCK DRIVERS & HELPERS	00176403	07/18/2024
SANTA CLARA COUNTY OFFICE OF THE SHERIFF	00176404	07/18/2024
SANTA CLARA COUNTY POLICE CHIEFS' ASSOCIATION	00176405	07/18/2024
Shruti Beohar	00176406	07/18/2024
STEPHANIE ATIGH	00176407	07/18/2024
STERICYCLE INC	00176408	07/18/2024
SUPERION LLC	00176409	07/18/2024
SYN-TECH SYSTEMS INC.	00176410	07/18/2024
T-Mobile USA Inc.	00176411	07/18/2024
TIMOTHY KRAPIVKIN	00176412	07/18/2024
Towne Motor Company	00176413	07/18/2024

TRI-CITY LOCK COMPANY	00176414	07/18/2024
TRISTAR RISK MANAGEMENT	00176415	07/18/2024
VERIZON WIRELESS	00176416	07/18/2024
VESTRA RESOURCES INC	00176417	07/18/2024
WEBSTER BANK	00176418	07/18/2024
WEST VALLEY ELEMENTARY	00176419	07/18/2024
AT&T	00176420	07/25/2024
BAE Urban Economics Inc.	00176421	07/25/2024
BAY CITIES JOINT POWERS INSURANCE AUTHORITY	00176422	07/25/2024
BEAUCHAINE CONSULTING GROUP LLC	00176423	07/25/2024
Boucher Law PC	00176424	07/25/2024
CALIFORNIA DEPT OF TAX AND FEE ADMIN	00176425	07/25/2024
CALIFORNIA POLICE CHIEFS ASSOCIATION	00176426	07/25/2024
CAROLINE TSAY	00176427	07/25/2024
CCPKUAD	00176428	07/25/2024
CITY OF CUPERTINO	00176429	07/25/2024
CITY OF MOUNTAIN VIEW	00176430	07/25/2024
CONCENTRA MEDICAL CENTERS	00176431	07/25/2024
COUNTY OF SANTA CLARA-OFFICE of the SHERIFF	00176432	07/25/2024
EGAN PTA	00176433	07/25/2024
EMERGENCY VEHICLE OUTFITTING COMPANY	00176434	07/25/2024
EVERBRIDGE INC	00176435	07/25/2024
FEDEX	00176436	07/25/2024
FIRST LOCK AND SECURITY TECHNOLOGIES	00176437	07/25/2024
Flock Group Inc.	00176438	07/25/2024
HdL COREN & CONE	00176439	07/25/2024
INTERNATIONAL CODE COUNCIL INC.	00176440	07/25/2024
iPermit	00176441	07/25/2024
IRVINE & JACHENS INC	00176442	07/25/2024
JOAN WONG	00176443	07/25/2024
L.N. Curtis & Sons	00176444	07/25/2024
LOBBYCENTRAL	00176445	07/25/2024
LONG BEACH BMW/HUSQVARNAMOTORCYCLES	00176446	07/25/2024
LOS ALTOS MOUNTAIN VIEW COMMUNITY FOUNDATION	00176447	07/25/2024
LOS ALTOS TOWN CRIER	00176448	07/25/2024
MALLORY SAFETY AND SUPPLY LLC	00176449	07/25/2024
Matrix Consulting Group Ltd	00176450	07/25/2024
Michael Lang Design	00176451	07/25/2024
MOTOROLA SOLUTIONS INC.	00176452	07/25/2024
NENA: THE 9-1-1 ASSOCIATION	00176453	07/25/2024
OpenScope Studio Inc.	00176454	07/25/2024
PACIFIC GAS AND ELECTRIC CO	00176455	07/25/2024
PACIFIC GAS AND ELECTRIC CO	00176456	07/25/2024
PACIFIC GAS AND ELECTRIC CO	00176457	07/25/2024
PACIFIC GAS AND ELECTRIC CO	00176458	07/25/2024
PACIFIC GAS AND ELECTRIC CO	00176459	07/25/2024
PACIFIC GAS AND ELECTRIC CO	00176460	07/25/2024
PACIFIC GAS AND ELECTRIC CO	00176461	07/25/2024
RAPID ASSAULT TOOLS	00176462	07/25/2024
RAVACAST INC	00176463	07/25/2024
SCOTT GERDES	00176464	07/25/2024
SHELTON ROOFING CO. INC.	00176465	07/25/2024



STATE OF CALIFORNIA	00176466	07/25/2024
STEPHANIE C de RAYNAL	00176467	07/25/2024
STEVEN SON	00176468	07/25/2024
STRUCTECH ENGINEERING	00176469	07/25/2024
SUMMIT UNIFORMS LLC	00176470	07/25/2024
THE FRUITGUYS LLC	00176471	07/25/2024
THURSDAY MORNING DIALOGUE	00176472	07/25/2024
TRB AND ASSOCIATES INC	00176473	07/25/2024
TRITECH SOFTWARE SYSTEMS	00176474	07/25/2024
TYLER TECHNOLOGIES INC	00176475	07/25/2024
VALLEY OIL COMPANY	00176476	07/25/2024
VERIZON WIRELESS	00176477	07/25/2024
VERONICA TINOCO	00176478	07/25/2024
VESTIS	00176479	07/25/2024
W-TRANS	00176480	07/25/2024
WECO INDUSTRIES LLC	00176481	07/25/2024
WINNER CHEVROLET INC.	00176482	07/25/2024

**Total**

---

---

Sep 12, 2024

Amount	Bank Acct	Action
\$7.21	153454746337	CX
\$344.23	153454746337	CX
\$886.56	153454746337	CX
\$89.79	153454746337	CX
\$2,167.18	153454746337	CX
\$21,702.25	153454746337	CX
\$20.00	153454746337	CX
\$673.90	153454746337	CX
\$1,801.31	153454746337	CX
\$977.76	153454746337	CX
\$2,308.32	153454746337	CX
\$115.04	153454746337	CX
\$6,925.50	153454746337	CX
\$19,890.00	153454746337	CX
\$9,199.24	153454746337	CX
\$6,273.75	153454746337	CX
\$135.00	153454746337	CX
\$177.78	153454746337	CX
\$10,961.03	153454746337	CX
\$849.30	153454746337	CX
\$3,991.27	153454746337	CX
\$924.07	153454746337	CX
\$6,500.00	153454746337	CX
\$3,138.23	153454746337	CX
\$3,000.00	153454746337	CX
\$58.07	153454746337	CX
\$1,817.56	153454746337	CX
\$5,701.37	153454746337	CX
\$3,350.00	153454746337	CX
\$73.20	153454746337	CX
\$3,431.96	153454746337	CX
\$17.31	153454746337	CX
\$18,220.90	153454746337	CX
\$24,986.48	153454746337	CX
\$2,482.95	153454746337	CX
\$640.00	153454746337	CX
\$2,334.78	153454746337	CX
\$4,238.52	153454746337	CX
\$2,148.61	153454746337	CX
\$12,800.00	153454746337	CX
\$367.56	153454746337	CX
\$2,856.44	153454746337	CX
\$1,577.95	153454746337	CX
\$145.66	153454746337	CX

\$219.79	153454746337	CX
\$878.72	153454746337	CX
\$971.96	153454746337	CX
\$1,091.25	153454746337	CX
\$275.00	153454746337	CX
\$1,956.00	153454746337	CX
\$1,334.00	153454746337	CX
\$8,105.19	153454746337	CX
\$2,640.00	153454746337	CX
\$2,633.88	153454746337	CX
\$2,428.82	153454746337	CX
\$1,225.36	153454746337	CX
\$2,783.69	153454746337	CX
\$1,128.00	153454746337	CX
\$149.08	153454746337	IS
\$1,282.28	153454746337	CX
\$6,682.50	153454746337	CX
\$1,542.16	153454746337	CX
\$1,479.31	153454746337	CX
\$4,925.79	153454746337	CX
\$118,750.00	153454746337	CX
\$1,833.52	153454746337	CX
\$450.00	153454746337	CX
\$301.00	153454746337	CX
\$7,371.36	153454746337	CX
\$15,023.50	153454746337	CX
\$455.57	153454746337	CX
\$1,725.70	153454746337	CX
\$15,920.80	153454746337	CX
\$19,993.82	153454746337	CX
\$3,803.08	153454746337	CX
\$319.05	153454746337	CX
\$2,046.60	153454746337	CX
\$1,500.00	153454746337	CX
\$977.53	153454746337	CX
\$527.00	153454746337	CX
\$136.72	153454746337	CX
\$155.79	153454746337	IS
\$350.00	153454746337	CX
\$3,444.71	153454746337	CX
\$2,600.00	153454746337	CX
\$2,445.40	153454746337	CX
\$622.19	153454746337	CX
\$155.00	153454746337	CX
\$20,703.82	153454746337	CX
\$22.91	153454746337	IS
\$380.00	153454746337	CX
\$10,246.50	153454746337	CX
\$186.80	153454746337	CX
\$1,052.32	153454746337	CX
\$140.47	153454746337	CX
\$5,676.45	153454746337	CX

\$88.36	153454746337	CX
\$960.00	153454746337	CX
\$168.90	153454746337	CX
\$212.50	153454746337	CX
\$48,312.74	153454746337	CX
\$1,752.00	153454746337	CX
\$50.00	153454746337	CX
\$2,508.75	153454746337	IS
\$4,500.00	153454746337	CX
\$250.00	153454746337	CX
\$32,012.94	153454746337	CX
\$46.00	153454746337	CX
\$2,104.35	153454746337	CX
\$3,880.88	153454746337	CX
\$10,966.58	153454746337	CX
\$2,250.00	153454746337	IS
\$187.72	153454746337	CX
\$148.91	153454746337	CX
\$2,750.00	153454746337	CX
\$9,000.00	153454746337	CX
\$14,647.44	153454746337	CX
\$50.00	153454746337	CX
\$17,703.50	153454746337	CX
\$224.64	153454746337	CX
\$969.52	153454746337	CX
\$1,792.50	153454746337	CX
\$2,460.00	153454746337	CX
\$736,101.00	153454746337	CX
\$719.69	153454746337	CX
\$107.50	153454746337	CX
\$865.47	153454746337	CX
\$23,089.00	153454746337	CX
\$2,400.00	153454746337	CX
\$44,298.36	153454746337	IS
\$725.00	153454746337	CX
\$39,716.60	153454746337	CX
\$11,473.00	153454746337	CX
\$137.28	153454746337	CX
\$239.54	153454746337	CX
\$1,081.88	153454746337	CX
\$409.14	153454746337	IS
\$12,985.88	153454746337	CX
\$7,480.00	153454746337	IS
\$383.06	153454746337	CX
\$600.00	153454746337	CX
\$500.00	153454746337	CX
\$3,130.60	153454746337	CX
\$615.55	153454746337	CX
\$7,774.97	153454746337	CX
\$1,925.00	153454746337	CX
\$5,634.00	153454746337	CX
\$5,133.51	153454746337	CX

\$6,342.50	153454746337	CX
\$198.42	153454746337	CX
\$98.89	153454746337	CX
\$94,948.18	153454746337	CX
\$553.63	153454746337	CX
\$452.00	153454746337	IS
\$1,093,041.75	153454746337	CX
\$7,188.00	153454746337	CX
\$220.04	153454746337	CX
\$2,586.38	153454746337	CX
\$12,184.14	153454746337	CX
\$272.83	153454746337	CX
\$606.61	153454746337	CX
\$56.25	153454746337	CX
\$18,025.00	153454746337	CX
\$301.86	153454746337	CX
\$159.00	153454746337	IS
\$4,422.50	153454746337	CX
\$832.75	153454746337	CX
\$20,514.00	153454746337	CX
\$81.92	153454746337	CX
\$105.95	153454746337	CX
\$49.30	153454746337	CX
\$71.50	153454746337	CX
\$287.93	153454746337	CX
\$1,919.75	153454746337	IS
\$945.00	153454746337	CX
\$2,500.00	153454746337	CX
\$900.28	153454746337	CX
\$8,948.63	153454746337	CX
\$55.73	153454746337	CX
\$652.00	153454746337	CX
\$7,121.30	153454746337	IS
\$148.12	153454746337	CX
\$2,665.00	153454746337	IS
\$680.21	153454746337	CX
\$349.11	153454746337	CX
\$427.54	153454746337	CX
\$1,482.40	153454746337	CX
\$4,300.28	153454746337	CX
\$19,230.74	153454746337	CX
\$1,200.00	153454746337	IS
\$1,381.42	153454746337	IS
\$450.00	153454746337	CX
\$348.00	153454746337	CX
\$935.00	153454746337	CX
\$109.40	153454746337	CX
\$33,775.03	153454746337	CX
\$550.00	153454746337	CX
\$25.00	153454746337	CX
\$687.42	153454746337	CX
\$84,473.68	153454746337	CX

\$321.41	153454746337	CX
\$23,000.00	153454746337	CX
\$1,428.25	153454746337	CX
\$302.00	153454746337	CX
\$522,715.01	153454746337	CX
\$551.00	153454746337	IS
\$1,861.71	153454746337	CX
\$675.00	153454746337	IS
\$1,663,010.00	153454746337	IS
\$15,495.00	153454746337	CX
\$6,515.00	153454746337	CX
\$85.62	153454746337	IS
\$155.00	153454746337	CX
\$548.00	153454746337	CX
\$551.00	153454746337	IS
\$333.59	153454746337	IS
\$31,850.44	153454746337	CX
\$37.00	153454746337	CX
\$500.00	153454746337	IS
\$500.00	153454746337	IS
\$86,464.39	153454746337	IS
\$11,799.60	153454746337	CX
\$123.24	153454746337	CX
\$77.81	153454746337	IS
\$7,500.00	153454746337	CX
\$2,416.16	153454746337	IS
\$670.31	153454746337	CX
\$385.70	153454746337	IS
\$1,178.55	153454746337	CX
\$551.00	153454746337	IS
\$48,085.00	153454746337	CX
\$4,104.00	153454746337	IS
\$35,076.69	153454746337	CX
\$2,271.96	153454746337	CX
\$7,511.12	153454746337	CX
\$138.10	153454746337	CX
\$4,855.00	153454746337	CX
\$3,000.00	153454746337	CX
\$468,642.77	153454746337	IS
\$605.00	153454746337	CX
\$7,387.50	153454746337	CX
\$1,558.23	153454746337	CX
\$132.07	153454746337	CX
\$225.00	153454746337	CX
\$11,592.45	153454746337	CX
\$30,161.98	153454746337	CX
\$7,584.33	153454746337	CX
\$114.82	153454746337	CX
\$40,394.00	153454746337	IS
\$12,000.00	153454746337	IS
\$705.42	153454746337	CX
\$923.72	153454746337	CX

\$1,075.96	153454746337	IS
\$3,000.00	153454746337	IS
\$100.00	153454746337	CX
\$22,331.40	153454746337	CX
\$684.69	153454746337	CX
\$228.80	153454746337	CX
\$551.00	153454746337	IS
\$26,517.40	153454746337	CX
\$6,609.68	153454746337	CX
\$1,956.00	153454746337	CX
\$6,994.56	153454746337	CX
\$90.00	153454746337	CX
\$480.00	153454746337	IS
\$380.15	153454746337	CX
\$11,673.75	153454746337	IS
\$5,736.92	153454746337	IS
\$64,052.17	153454746337	CX

**\$6,201,878.49**

12:23:15 PM





**City Council Agenda  
Report**

**Meeting Date: October 22, 2024**  
**Initiated By: Stephanie Beauchaine, Interim Finance  
Director**  
**Prepared By: Stephanie Beauchaine, Interim Finance  
Director**  
**Approved By: Jon Maginot, Assistant City Manager**

**Subject: Treasurer’s Report for the month ending August 31, 2024**

---

**COUNCIL PRIORITY AREA**

- Business Communities
- Circulation Safety and Efficiency
- Environmental Sustainability
- Housing
- Neighborhood Safety Infrastructure
- General Government

**RECOMMENDATION**

Receive and file the City’s Treasurer’s Report for the month ending August 31, 2024.

**FISCAL IMPACT**

None.

**ENVIRONMENTAL REVIEW**

None.

**DISCUSSION/ANALYSIS**

Please find attached the City’s monthly Treasurer’s Report for the month ending August 31, 2024. Included are the month ending balances for the City’s treasury funds and the August check register, documenting the City’s disbursements.

1. As of August 31, 2024, the City of Los Altos holds 4 treasury accounts as follows:
2. US Bank General Checking: This account is used to meet the City’s daily cash needs, for regular deposit of City receipts, and disbursement of funds for the City’s regular obligations.
3. LAIF: the Local Gency Investment Fund (LAIF) is Managed by the California State Treasurer, this investment pool holds funds in excess of the City’s daily cash flow needs. This investment is fully liquid and serves as the City’s primary repository of cash to cover the City’s expenses when they exceed the balance held in the City’s general checking account.

4. **CAMP:** the California Asset Management Program (CAMP) is a Joint Powers Authority (JPA) established to provide California public agencies with professional investment services. The fund is fully liquid and serves as a repository of cash to cover the City’s short-term expenses when they exceed the balance held in the City’s general checking account.
5. **Public Trust Advisors:** Public Trust Advisors in an investment firm specializing in local government investments. The City utilizes their investment account to hold funds not needed to meet current obligations, which are available for longer term investment.

The balances for each of the City’s Treasury accounts for the month ending August 31, 2024 are as follows:

Transactions	US Bank Checking	LAIF	CAMP	Public Trust	Total
<b>Beginning Balance 07/31/2024</b>	<b>\$ 4,017,560.70</b>	<b>\$ 8,186,134.94</b>	<b>\$ 21,323,706.72</b>	<b>\$ 51,771,675.46</b>	<b>\$ 84,864,053.75</b>
Deposits	\$ 16,687,473.38				
Withdrawals	\$ (6,596,031.90)				
Interest/Income Earned			\$ 97,796.23	\$ 150,196.19	
Accretion				\$ (6,822.98)	
Fees					\$ -
Net Transfers	\$ 5,000,000.00	\$ (5,000,000.00)			\$ -
<b>Ending Balance 08/31/2024</b>	<b>\$ 19,109,002.18</b>	<b>\$ 3,186,134.94</b>	<b>\$ 21,421,502.95</b>	<b>\$ 51,915,048.67</b>	<b>\$ 95,631,688.74</b>

The City’s check register for the month of August 2024 totaled \$2,775,072.67 and is attached for review.

**ATTACHMENTS**

- 1. Check Register August 2024**

# City of Los Altos

## Check Register

AUGUST 2024

Vendor Name	Check Number	Date Issued
ACHIEVEMENT ENGINEERING CORP.	00176483	08/01/2024
ALPHAGRAPHS #759	00176484	08/01/2024
BACKFLOW PREVENTION SPECIALISTS INC.	00176485	08/01/2024
BEAUCHAINE CONSULTING GROUP LLC	00176486	08/01/2024
BKF ENGINEERS	00176487	08/01/2024
CANON SOLUTIONS AMERICA INC	00176488	08/01/2024
CIVIL ENGINEERING ASSOCIATES INC.	00176489	08/01/2024
COMCAST	00176490	08/01/2024
COMCAST	00176491	08/01/2024
CONCENTRA MEDICAL CENTERS	00176492	08/01/2024
CPOA	00176493	08/01/2024
D&M TRAFFIC SERVICES INC	00176494	08/01/2024
DAVID J. POWERS & ASSOCIATES INC.	00176495	08/01/2024
FEDEX	00176496	08/01/2024
FEI WANG	00176497	08/01/2024
GIANT CONSTRUCTION INC.	00176498	08/01/2024
GIULIANI & KULL INC	00176499	08/01/2024
GRANITE ROCK CO	00176500	08/01/2024
GRASSROOTS ECOLOGY	00176501	08/01/2024
GUARAV SHELLIKERI	00176502	08/01/2024
HILLSTONE RESTAURANTS GROUP INC	00176503	08/01/2024
HINDERLITER DE LLAMAS & ASSOC	00176504	08/01/2024
HOME DEPOT CREDIT SERVICES	00176505	08/01/2024
IMPEC GROUP INC	00176506	08/01/2024
INTERSTATE TRAFFIC CONTROL PRODUCTS INC.	00176507	08/01/2024
J J POOLS	00176508	08/01/2024
LEE WARD	00176509	08/01/2024
LIEBERT CASSIDY WHITMORE	00176510	08/01/2024
LOS ALTOS HARDWARE INC	00176511	08/01/2024
LOS ALTOS TOWN CRIER	00176512	08/01/2024
MALLORY SAFETY AND SUPPLY LLC	00176513	08/01/2024
METRO MOBILE COMMUNICATIONS	00176514	08/01/2024
MICHAEL BAKER INTERNATIONAL	00176515	08/01/2024
NAVIA BENEFIT SOLUTIONS	00176516	08/01/2024
O'REILLY AUTO ENTERPRISES LLC	00176517	08/01/2024
OAK ALARM COMPANY	00176518	08/01/2024
PACIFIC GAS AND ELECTRIC CO	00176519	08/01/2024
PACIFIC GAS AND ELECTRIC CO	00176520	08/01/2024
SAN FRANCISCO PUC	00176521	08/01/2024
SAN JOSE WATER COMPANY	00176522	08/01/2024
STAPLES ADVANTAGE	00176523	08/01/2024
SUPERION LLC	00176524	08/01/2024

TOP DOG POLICE K9 TRAINING AND CONSULTING LLC	00176525	08/01/2024
TRANS BAY ELEVATOR CORPORATION	00176526	08/01/2024
U.S. BANK	00176527	08/01/2024
VERDE DESIGN INC	00176528	08/01/2024
VESTIS	00176529	08/01/2024
WEBTOWN DRY CLEANERS	00176530	08/01/2024
WEST COAST ARBORISTS INC	00176531	08/01/2024
101 VOICE	00176532	08/08/2024
ALHAMBRA AND SIERRA SPRINGS	00176533	08/08/2024
AMAZON CAPITAL SERVICES INC	00176534	08/08/2024
ANN CHARNG	00176535	08/08/2024
ANN OLIVER	00176536	08/08/2024
ARGO CONSTRUCTION INC.	00176537	08/08/2024
ASSOCIATION OF BAY AREA GOVERNMENTS-ABAG	00176538	08/08/2024
AT&T	00176539	08/08/2024
AT&T	00176540	08/08/2024
BACK YARD ORCHARDS	00176541	08/08/2024
BENEFIT COORDINATORS CORP	00176542	08/08/2024
BERLINER COHEN LLP	00176543	08/08/2024
CALIFORNIA WATER SERVICE	00176544	08/08/2024
CALIFORNIA WATER SERVICE	00176545	08/08/2024
CANON SOLUTIONS AMERICA INC	00176546	08/08/2024
CENTURY GRAPHICS	00176547	08/08/2024
CLEANSWEEP SERVICES INC.	00176548	08/08/2024
CONCENTRA MEDICAL CENTERS	00176549	08/08/2024
COUNTY OF SANTA CLARA-OFFICE of the SHERIFF	00176550	08/08/2024
CREDO CONSTRUCTION	00176551	08/08/2024
DANIEL WALSH	00176552	08/08/2024
DocuSign Inc.	00176553	08/08/2024
DOROTHY GREAUX	00176554	08/08/2024
EVAN HUROWITZ	00176555	08/08/2024
EXPRESS PLUMBING	00176556	08/08/2024
FIRST LOCK AND SECURITY TECHNOLOGIES	00176557	08/08/2024
FOLGER GRAPHICS INC	00176558	08/08/2024
GREATAMERICA FINANCIAL SERVICES CORP.	00176559	08/08/2024
HD SUPPLY formerly HOME DEPOT PRO	00176560	08/08/2024
HOME DEPOT CREDIT SERVICES	00176561	08/08/2024
IMPEC GROUP INC	00176562	08/08/2024
INSPIRED TO LEARN	00176563	08/08/2024
INTERSTATE TRAFFIC CONTROL PRODUCTS INC.	00176564	08/08/2024
JIA WANG	00176565	08/08/2024
JOHNSON ROBERTS & ASSOCIATES INC	00176566	08/08/2024
KMVT COMMUNITY TELEVISION	00176567	08/08/2024
LAUREN ELIZABETH MACOMBER	00176568	08/08/2024
LEXISNEXIS RISK DATA MGT LLC	00176569	08/08/2024
LEXISNEXIS RISK DATA MGT LLC	00176570	08/08/2024
LOS ALTOS HARDWARE INC	00176571	08/08/2024
LOS ALTOS PEACE OFFICERS ASSOCIATION	00176572	08/08/2024
LOS ALTOS TOWN CRIER	00176573	08/08/2024
LOS ALTOS VILLAGE ASSOCIATION	00176574	08/08/2024
MALLORY SAFETY AND SUPPLY LLC	00176575	08/08/2024
MANDEEP SANGHA	00176576	08/08/2024

MARCO ROOFING	00176577	08/08/2024
MISSION TRAIL WASTE SYSTEMS	00176578	08/08/2024
Municipal Resource Group LLC	00176579	08/08/2024
NBS GOVERNMENT FINANCE GROUP	00176580	08/08/2024
NCL ORCHARD VALLEY	00176581	08/08/2024
NEXXSOL CORPORATION	00176582	08/08/2024
NOELLE STOUT	00176583	08/08/2024
NORTHERN CA DX CLUB	00176584	08/08/2024
O'REILLY AUTO ENTERPRISES LLC	00176585	08/08/2024
ODP BUSINESS SOLUTIONS LLC	00176586	08/08/2024
OFFICE SOLUTIONS	00176587	08/08/2024
PACIFIC GAS AND ELECTRIC CO	00176588	08/08/2024
PADMINI JAIKUMAR	00176589	08/08/2024
PAY PLUS SOLUTIONS	00176590	08/08/2024
RINGCENTRAL INC.	00176591	08/08/2024
ROGER EDSTROM	00176592	08/08/2024
SALVADOR MENDOZA	00176593	08/08/2024
SAN MATEO COUNTY HORSEMEN'S ASSOCIATION	00176594	08/08/2024
SHEPPARD MULLIN RICHTER AND HAMPTON LLP	00176595	08/08/2024
SONIA MARIA LEE	00176596	08/08/2024
Sonoko Rooney	00176597	08/08/2024
SPARTAN TOOL LLC	00176598	08/08/2024
SUE LAI	00176599	08/08/2024
SUPERION LLC	00176600	08/08/2024
SUSIE WERNER	00176601	08/08/2024
T-Mobile USA Inc.	00176602	08/08/2024
Tesla Energy Operations Inc	00176603	08/08/2024
THOR AUDIO SOLUTIONS	00176604	08/08/2024
TIAN ZHANG	00176605	08/08/2024
TODD PARMACEK	00176606	08/08/2024
TRISTAR RISK MANAGEMENT	00176607	08/08/2024
TYLER TECHNOLOGIES INC	00176608	08/08/2024
U.S. BANK	00176609	08/08/2024
UNDERGROUND SERVICE ALERT	00176610	08/08/2024
VAL CHULAMORKODT	00176611	08/08/2024
Veena Jain	00176612	08/08/2024
VESTIS	00176613	08/08/2024
VESTRA RESOURCES INC	00176614	08/08/2024
WECO INDUSTRIES LLC	00176615	08/08/2024
WESTLAKE ACE HARDWARE	00176616	08/08/2024
YUECHAN CHEN	00176617	08/08/2024
ZARI GANDJEI	00176618	08/08/2024
ZHENG MIAO	00176619	08/08/2024
ZIA SYED	00176620	08/08/2024
PAY PLUS SOLUTIONS	00176621	08/08/2024
RINGCENTRAL INC.	00176622	08/08/2024
ROGER EDSTROM	00176623	08/08/2024
SALVADOR MENDOZA	00176624	08/08/2024
SAN MATEO COUNTY HORSEMEN'S ASSOCIATION	00176625	08/08/2024
SHEPPARD MULLIN RICHTER AND HAMPTON LLP	00176626	08/08/2024
SONIA MARIA LEE	00176627	08/08/2024
Sonoko Rooney	00176628	08/08/2024

SPARTAN TOOL LLC	00176629	08/08/2024
SUE LAI	00176630	08/08/2024
SUPERION LLC	00176631	08/08/2024
SUSIE WERNER	00176632	08/08/2024
T-Mobile USA Inc.	00176633	08/08/2024
Tesla Energy Operations Inc	00176634	08/08/2024
THOR AUDIO SOLUTIONS	00176635	08/08/2024
TIAN ZHANG	00176636	08/08/2024
TODD PARMACEK	00176637	08/08/2024
TRISTAR RISK MANAGEMENT	00176638	08/08/2024
TYLER TECHNOLOGIES INC	00176639	08/08/2024
U.S. BANK	00176640	08/08/2024
UNDERGROUND SERVICE ALERT	00176641	08/08/2024
VAL CHULAMORKODT	00176642	08/08/2024
Veena Jain	00176643	08/08/2024
VESTIS	00176644	08/08/2024
VESTRA RESOURCES INC	00176645	08/08/2024
WECO INDUSTRIES LLC	00176646	08/08/2024
WESTLAKE ACE HARDWARE	00176647	08/08/2024
YUECHAN CHEN	00176648	08/08/2024
ZARI GANDJEI	00176649	08/08/2024
ZHENG MIAO	00176650	08/08/2024
ZIA SYED	00176651	08/08/2024
PACIFIC GAS AND ELECTRIC CO	00176652	08/13/2024
ALTA PLANNING AND DESIGN INC	00176653	08/15/2024
AMAZON CAPITAL SERVICES INC	00176654	08/15/2024
AT&T	00176655	08/15/2024
AT&T MOBILITY	00176656	08/15/2024
AT&T MOBILITY	00176657	08/15/2024
AT&T MOBILITY	00176658	08/15/2024
Bear Electrical Solutions Inc.	00176659	08/15/2024
BEAUCHAINE CONSULTING GROUP LLC	00176660	08/15/2024
BELKORP AG LLC	00176661	08/15/2024
CALIFORNIA BUILDING STANDARDS COMMISSION	00176662	08/15/2024
CALIFORNIA WATER SERVICE	00176663	08/15/2024
CANON FINANCIAL SERVICES INC.	00176664	08/15/2024
COACH KEN SOCCER ACADEMY LLC	00176665	08/15/2024
COMCAST	00176666	08/15/2024
DAVID J. POWERS & ASSOCIATES INC.	00176667	08/15/2024
Environmental Engineering & Contracting Inc.	00176668	08/15/2024
FIRST LOCK AND SECURITY TECHNOLOGIES	00176669	08/15/2024
GRANICUS	00176670	08/15/2024
GRANITE ROCK CO	00176671	08/15/2024
GREEN HALO SYSTEMS INC	00176672	08/15/2024
HINDERLITER DE LLAMAS & ASSOC	00176673	08/15/2024
HONEY BUCKET	00176674	08/15/2024
INTERSECTION FOR THE ARTS	00176675	08/15/2024
LOS ALTOS CHAMBER OF COMMERCE	00176676	08/15/2024
LOS ALTOS HARDWARE INC	00176677	08/15/2024
LOS ALTOS SCHOOL DISTRICT	00176678	08/15/2024
LOS ALTOS TOWN CRIER	00176679	08/15/2024
OPENPATH SECURITY INC.	00176680	08/15/2024

PACKAGE PRODUCTS AND SERVICES INC	00176681	08/15/2024
PCD	00176682	08/15/2024
PREFERRED ALLIANCE INC	00176683	08/15/2024
REDWOOD TRADING POST	00176684	08/15/2024
SCC DTAC	00176685	08/15/2024
SCVURPPP	00176686	08/15/2024
STRUCTECH ENGINEERING	00176687	08/15/2024
THE DAILY POST	00176688	08/15/2024
THOMAS SARSFIELD	00176689	08/15/2024
TRANS BAY ELEVATOR CORPORATION	00176690	08/15/2024
TRISTAR RISK MANAGEMENT	00176691	08/15/2024
TYLER TECHNOLOGIES INC	00176692	08/15/2024
VALLEY OIL COMPANY	00176693	08/15/2024
VESTIS	00176694	08/15/2024
W-TRANS	00176695	08/15/2024
WESTERN NATIONAL MUTUAL INSURANCE COMPANY	00176696	08/15/2024
ACHIEVEMENT ENGINEERING CORP.	00176697	08/22/2024
AIM ENGINEERING CONSULTANTS INC.	00176698	08/22/2024
ALAMEDA COUNTY SHERIFF'S OFFICE	00176699	08/22/2024
AT&T	00176700	08/22/2024
Bear Electrical Solutions Inc.	00176701	08/22/2024
BEAUCHAINE CONSULTING GROUP LLC	00176702	08/22/2024
Boucher Law PC	00176703	08/22/2024
BRIAN WERNER	00176704	08/22/2024
CALIFORNIA WATER SERVICE	00176705	08/22/2024
CITY OF FOSTER CITY	00176706	08/22/2024
COMCAST	00176707	08/22/2024
COMCAST	00176708	08/22/2024
CONCENTRA MEDICAL CENTERS	00176709	08/22/2024
COUNTY OF SANTA CLARA-OFFICE of the SHERIFF	00176710	08/22/2024
DEPARTMENT OF CONSERVATION	00176711	08/22/2024
DEPARTMENT OF GENERAL SERVICES	00176712	08/22/2024
DKF SOLUTIONS GROUP LLC	00176713	08/22/2024
DOGGIE WALK BAGS INC	00176714	08/22/2024
DONA CHEUNG	00176715	08/22/2024
EMMA NAKAMOTO	00176716	08/22/2024
ERICK BYRD	00176717	08/22/2024
FEDEX	00176718	08/22/2024
GDM CONSTRUCTION AND DESIGN INC.	00176719	08/22/2024
HOME DEPOT CREDIT SERVICES	00176720	08/22/2024
IDI	00176721	08/22/2024
INFORTAL WORLDWIDE	00176722	08/22/2024
JAMIE NEWBY	00176723	08/22/2024
JARVIS FAY LLP	00176724	08/22/2024
JASON KOZY	00176725	08/22/2024
JOHNSTONE SUPPLY	00176726	08/22/2024
JOSE ESQUIVEZ	00176727	08/22/2024
KEN YUAN	00176728	08/22/2024
KMVT COMMUNITY TELEVISION	00176729	08/22/2024
KMVT COMMUNITY TELEVISION	00176730	08/22/2024
KOWSHIK PRAKASAM	00176731	08/22/2024
LANGUAGE LINE SERVICES	00176732	08/22/2024

LORAIN McKINNEY	00176733	08/22/2024
LOS ALTOS HARDWARE INC	00176734	08/22/2024
LOS ALTOS MOUNTAIN VIEW COMMUNITY FOUNDATION	00176735	08/22/2024
LOS ALTOS PEACE OFFICERS ASSOCIATION	00176736	08/22/2024
LOS ALTOS TOWN CRIER	00176737	08/22/2024
MALLORY SAFETY AND SUPPLY LLC	00176738	08/22/2024
Meyers Nave A Professional Corporation	00176739	08/22/2024
MICHELE KILDARE	00176740	08/22/2024
MISAC	00176741	08/22/2024
NAMRATA ANANDIKAR	00176742	08/22/2024
NBS GOVERNMENT FINANCE GROUP	00176743	08/22/2024
PACIFIC GAS AND ELECTRIC CO	00176744	08/22/2024
PACIFIC GAS AND ELECTRIC CO	00176745	08/22/2024
PERMITIUM	00176746	08/22/2024
PRESTIGE PRINTING AND GRAPHICS	00176747	08/22/2024
REDWOOD CATERING FOOD GROUP INC	00176748	08/22/2024
SANITARY TRUCK DRIVERS & HELPERS	00176749	08/22/2024
SANTA CLARA COUNTY ROADS AND AIRPORTS	00176750	08/22/2024
SCOTT GERDES	00176751	08/22/2024
SHEPPARD MULLIN RICHTER AND HAMPTON LLP	00176752	08/22/2024
SHRED-IT USA	00176753	08/22/2024
STEPHANIE ATIGH	00176754	08/22/2024
SUNNYVALE FORD INC	00176755	08/22/2024
TYLER TECHNOLOGIES INC	00176756	08/22/2024
VESTIS	00176757	08/22/2024
VICTOR STANLEY LLC	00176758	08/22/2024
WEX BANK	00176759	08/22/2024
WILDMIND	00176760	08/22/2024
ALEXIS IWASAKI	00176761	08/29/2024
SHEZADI MERCHANT	00176762	08/29/2024
4IMPRINT INC	00176763	08/29/2024
Afshaneh Pakdaman	00176764	08/29/2024
ALERT PLUMBING INC	00176765	08/29/2024
AMAZON CAPITAL SERVICES INC	00176766	08/29/2024
Arthur James Browning IV	00176767	08/29/2024
BEAUCHAINE CONSULTING GROUP LLC	00176768	08/29/2024
BRICK TECH	00176769	08/29/2024
CALIFORNIA WATER SERVICE	00176770	08/29/2024
CAMIO	00176771	08/29/2024
CANON SOLUTIONS AMERICA INC	00176772	08/29/2024
CHESS WIZARDS INC	00176773	08/29/2024
CHIA YIN MELODY WU	00176774	08/29/2024
CIARDELLA'S GARDEN SUPPLY INC.	00176775	08/29/2024
CITY OF MOUNTAIN VIEW	00176776	08/29/2024
CIVICPLUS LLC	00176777	08/29/2024
CIVIL ENGINEERING ASSOCIATES INC.	00176778	08/29/2024
CLEANSWEEP SERVICES INC.	00176779	08/29/2024
Code For Fun	00176780	08/29/2024
COMCAST	00176781	08/29/2024
Cooke & Associates Inc.	00176782	08/29/2024
DEPARTMENT OF CONSERVATION	00176783	08/29/2024
DKQ BBQ	00176784	08/29/2024



GARDENLAND POWER EQUIPMENT	00176785	08/29/2024
GIANT CONSTRUCTION INC.	00176786	08/29/2024
Hema Gidwani Rajpal	00176787	08/29/2024
HOME DEPOT CREDIT SERVICES	00176788	08/29/2024
INFORTAL WORLDWIDE	00176789	08/29/2024
ISABELLE THYFAULT	00176790	08/29/2024
Jayashri Sharma	00176791	08/29/2024
Joseph Ledoux	00176792	08/29/2024
Karl L Konnerth	00176793	08/29/2024
Kathleen M McCarty	00176794	08/29/2024
KENNETH HOWELL PETERSON	00176795	08/29/2024
LOS ALTOS HARDWARE INC	00176796	08/29/2024
LOS ALTOS TOWN CRIER	00176797	08/29/2024
MAD SCIENCE OF THE BAY AREA	00176798	08/29/2024
MALCOLM TAAM	00176799	08/29/2024
MANUEL MINZER	00176800	08/29/2024
MARYAM MOSHIRY	00176801	08/29/2024
MISAC	00176802	08/29/2024
MOUNTAIN VIEW GARDEN CENTER	00176803	08/29/2024
NISHA SINGH	00176804	08/29/2024
NOLL & TAM ARCHITECTS	00176805	08/29/2024
PACIFIC GAS AND ELECTRIC CO	00176806	08/29/2024
PACIFIC GAS AND ELECTRIC CO	00176807	08/29/2024
PACIFIC GAS AND ELECTRIC CO	00176808	08/29/2024
PACIFIC GAS AND ELECTRIC CO	00176809	08/29/2024
PACIFIC GAS AND ELECTRIC CO	00176810	08/29/2024
PACIFIC GAS AND ELECTRIC CO	00176811	08/29/2024
PACIFIC GAS AND ELECTRIC CO	00176812	08/29/2024
PUBLIC TRUST ADVISORS LLC	00176813	08/29/2024
RAYMOND C. ROAN	00176814	08/29/2024
RICHARD T CAMPBELL	00176815	08/29/2024
SAN JOSE WATER COMPANY	00176816	08/29/2024
SHAIJA SALIM ALI	00176817	08/29/2024
Shruti Beohar	00176818	08/29/2024
SILICON SHORES CORPORATION	00176819	08/29/2024
SOUTH BAY REGIONAL PUBLIC SAFETY	00176820	08/29/2024
STERICYCLE INC	00176821	08/29/2024
SUNNYVALE FORD INC	00176822	08/29/2024
T-Mobile USA Inc.	00176823	08/29/2024
TeeterPal	00176824	08/29/2024
THE FRUITGUYS LLC	00176825	08/29/2024
TIANJIAO WANG	00176826	08/29/2024
TRB AND ASSOCIATES INC	00176827	08/29/2024
TREETOP PRODUCTS LLC	00176828	08/29/2024
TRISTAR RISK MANAGEMENT	00176829	08/29/2024
VERDE DESIGN INC	00176830	08/29/2024
VERIZON WIRELESS	00176831	08/29/2024
YOGA WITH MIKI	00176832	08/29/2024

**Total**

---

Amount	Bank Acct	Action
\$15,576.00	153454746337	CX
\$83.22	153454746337	CX
\$225.00	153454746337	CX
\$6,772.50	153454746337	CX
\$4,030.00	153454746337	CX
\$443.29	153454746337	CX
\$2,255.00	153454746337	CX
\$94.86	153454746337	CX
\$115.04	153454746337	CX
\$102.00	153454746337	CX
\$700.00	153454746337	CX
\$247.50	153454746337	CX
\$51,821.97	153454746337	CX
\$92.10	153454746337	CX
\$3,642.45	153454746337	IS
\$209,210.90	153454746337	CX
\$170.00	153454746337	CX
\$224.06	153454746337	CX
\$23,875.00	153454746337	CX
\$500.00	153454746337	CX
\$2,521.22	153454746337	CX
\$3,972.57	153454746337	CX
\$1,458.13	153454746337	CX
\$32,365.00	153454746337	CX
\$378.00	153454746337	CX
\$1,996.73	153454746337	CX
\$6,735.75	153454746337	CX
\$42.50	153454746337	CX
\$1,236.36	153454746337	CX
\$781.25	153454746337	CX
\$1,222.61	153454746337	CX
\$945.00	153454746337	CX
\$21,602.37	153454746337	CX
\$2,104.95	153454746337	CX
\$55.73	153454746337	CX
\$62.50	153454746337	IS
\$15.52	153454746337	CX
\$3,181.54	153454746337	CX
\$1,182.65	153454746337	CX
\$177.75	153454746337	CX
\$317.94	153454746337	CX
\$39,449.86	153454746337	CX

\$275.00	153454746337	CX
\$120.00	153454746337	CX
\$39,103.92	153454746337	CX
\$6,460.00	153454746337	CX
\$289.39	153454746337	CX
\$1,258.10	153454746337	CX
\$61,189.00	153454746337	CX
\$7.23	153454746337	CX
\$279.28	153454746337	CX
\$1,034.04	153454746337	CX
\$139.00	153454746337	CX
\$319.23	153454746337	IS
\$122,787.50	153454746337	CX
\$3,130.60	153454746337	CX
\$1,933.71	153454746337	CX
\$2,189.36	153454746337	CX
\$450.00	153454746337	CX
\$7,112.39	153454746337	CX
\$34,559.81	153454746337	CX
\$2,248.67	153454746337	CX
\$1,791.63	153454746337	CX
\$414.39	153454746337	CX
\$1,471.22	153454746337	CX
\$16,094.93	153454746337	CX
\$139.00	153454746337	CX
\$500.00	153454746337	CX
\$54,000.00	153454746337	CX
\$654.77	153454746337	IS
\$4,216.32	153454746337	CX
\$551.00	153454746337	CX
\$159.00	153454746337	CX
\$12,500.00	153454746337	CX
\$203.14	153454746337	CX
\$3,475.63	153454746337	CX
\$87.29	153454746337	CX
\$3,212.64	153454746337	CX
\$2,254.32	153454746337	CX
\$32,365.00	153454746337	CX
\$275.00	153454746337	CX
\$136.61	153454746337	CX
\$295.00	153454746337	CX
\$19.50	153454746337	CX
\$15,520.13	153454746337	CX
\$295.00	153454746337	IS
\$960.00	153454746337	CX
\$174.00	153454746337	CX
\$984.57	153454746337	CX
\$1,794.55	153454746337	CX
\$1,762.52	153454746337	CX
\$500.00	153454746337	CX
\$354.02	153454746337	CX
\$551.00	153454746337	CX

\$725.12	153454746337	RV
\$31,228.01	153454746337	CX
\$1,990.00	153454746337	CX
\$1,127.08	153454746337	CX
\$500.00	153454746337	IS
\$190.96	153454746337	CX
\$1,234.00	153454746337	CX
\$551.00	153454746337	CX
\$13.30	153454746337	CX
\$365.76	153454746337	CX
\$2,876.51	153454746337	CX
\$140.56	153454746337	CX
\$1,468.00	153454746337	CX
\$652.00	153454746337	VD
\$4,285.81	153454746337	VD
\$551.00	153454746337	VD
\$528.84	153454746337	VD
\$551.00	153454746337	VD
\$7,662.40	153454746337	VD
\$1,195.00	153454746337	VD
\$62.47	153454746337	VD
\$9,372.90	153454746337	VD
\$350.00	153454746337	VD
\$350.00	153454746337	VD
\$111.44	153454746337	VD
\$878.74	153454746337	VD
\$560.00	153454746337	VD
\$12,690.00	153454746337	VD
\$59.00	153454746337	VD
\$551.00	153454746337	VD
\$123,082.36	153454746337	VD
\$1,304.00	153454746337	VD
\$1,308.00	153454746337	VD
\$16,446.17	153454746337	VD
\$261.00	153454746337	VD
\$154.60	153454746337	VD
\$77.14	153454746337	VD
\$822.25	153454746337	VD
\$9,050.66	153454746337	VD
\$189.96	153454746337	VD
\$654.00	153454746337	VD
\$51.65	153454746337	VD
\$732.00	153454746337	VD
\$551.00	153454746337	VD
\$652.00	153454746337	CX
\$4,285.81	153454746337	CX
\$551.00	153454746337	CX
\$528.84	153454746337	CX
\$551.00	153454746337	CX
\$7,662.40	153454746337	CX
\$1,195.00	153454746337	RV
\$62.47	153454746337	CX

\$9,372.90	153454746337	CX
\$350.00	153454746337	CX
\$350.00	153454746337	CX
\$111.44	153454746337	CX
\$878.74	153454746337	CX
\$560.00	153454746337	CX
\$12,690.00	153454746337	CX
\$59.00	153454746337	IS
\$551.00	153454746337	CX
\$123,082.36	153454746337	CX
\$1,304.00	153454746337	CX
\$1,308.00	153454746337	CX
\$16,446.17	153454746337	CX
\$261.00	153454746337	CX
\$154.60	153454746337	CX
\$77.14	153454746337	CX
\$822.25	153454746337	CX
\$9,050.66	153454746337	CX
\$189.96	153454746337	CX
\$654.00	153454746337	IS
\$51.65	153454746337	CX
\$732.00	153454746337	IS
\$551.00	153454746337	CX
\$57,040.61	153454746337	CX
\$6,097.50	153454746337	CX
\$687.36	153454746337	CX
\$147.19	153454746337	CX
\$2,031.85	153454746337	CX
\$2,183.81	153454746337	CX
\$2,245.81	153454746337	CX
\$2,747.00	153454746337	CX
\$5,382.80	153454746337	CX
\$9,899.62	153454746337	CX
\$2,556.90	153454746337	CX
\$514.31	153454746337	CX
\$2,018.86	153454746337	CX
\$6,939.00	153454746337	CX
\$978.56	153454746337	CX
\$11,321.25	153454746337	IS
\$7,327.50	153454746337	CX
\$267.81	153454746337	CX
\$1,553.90	153454746337	CX
\$474.57	153454746337	CX
\$3,348.00	153454746337	CX
\$14,278.45	153454746337	CX
\$208.18	153454746337	CX
\$10,000.00	153454746337	CX
\$67,500.00	153454746337	CX
\$139.86	153454746337	CX
\$20,081.54	153454746337	CX
\$65.63	153454746337	CX
\$1,200.00	153454746337	CX

\$12,127.64	153454746337	CX
\$9,451.80	153454746337	CX
\$228.64	153454746337	CX
\$1,686.54	153454746337	IS
\$7,195.59	153454746337	CX
\$92,907.00	153454746337	CX
\$29,939.56	153454746337	CX
\$3,712.50	153454746337	CX
\$5,576.90	153454746337	CX
\$120.00	153454746337	CX
\$9,876.84	153454746337	CX
\$2,608.00	153454746337	CX
\$7,054.71	153454746337	CX
\$381.85	153454746337	CX
\$4,318.75	153454746337	CX
\$57,079.15	153454746337	CX
\$1,698.00	153454746337	CX
\$16,125.00	153454746337	CX
\$425.00	153454746337	IS
\$2,098.19	153454746337	CX
\$37,266.80	153454746337	CX
\$5,737.50	153454746337	CX
\$3,337.50	153454746337	IS
\$325.00	153454746337	CX
\$104,704.91	153454746337	CX
\$502.77	153454746337	CX
\$441.97	153454746337	CX
\$220.04	153454746337	CX
\$817.00	153454746337	CX
\$1,470.00	153454746337	IS
\$2,717.48	153454746337	IS
\$93.25	153454746337	CX
\$6,998.40	153454746337	CX
\$272.83	153454746337	CX
\$30.45	153454746337	CX
\$109.00	153454746337	IS
\$337.00	153454746337	CX
\$9.75	153454746337	CX
\$3,642.45	153454746337	CX
\$151.85	153454746337	CX
\$89.00	153454746337	CX
\$87.00	153454746337	IS
\$617.00	153454746337	IS
\$1,178.00	153454746337	CX
\$162.00	153454746337	IS
\$296.72	153454746337	CX
\$500.00	153454746337	CX
\$657.00	153454746337	CX
\$67,685.25	153454746337	CX
\$1,673.27	153454746337	CX
\$7,588.23	153454746337	CX
\$94.94	153454746337	CX

\$350.00	153454746337	CX
\$474.68	153454746337	CX
\$2,499.15	153454746337	CX
\$1,794.55	153454746337	CX
\$1,290.56	153454746337	CX
\$864.14	153454746337	CX
\$1,609.63	153454746337	IS
\$551.00	153454746337	CX
\$325.00	153454746337	CX
\$50.00	153454746337	CX
\$2,000.00	153454746337	CX
\$7,308.71	153454746337	CX
\$28.89	153454746337	CX
\$250.00	153454746337	IS
\$1,626.87	153454746337	CX
\$1,498.75	153454746337	CX
\$1,200.00	153454746337	IS
\$5,658.61	153454746337	CX
\$1,702.83	153454746337	CX
\$907.20	153454746337	CX
\$252.40	153454746337	CX
\$2,695.00	153454746337	CX
\$114.21	153454746337	CX
\$2,608.00	153454746337	CX
\$505.99	153454746337	CX
\$40,999.44	153454746337	CX
\$295.67	153454746337	CX
\$2,550.00	153454746337	CX
\$504.00	153454746337	IS
\$210.00	153454746337	IS
\$3,156.32	153454746337	IS
\$360.00	153454746337	IS
\$2,800.00	153454746337	IS
\$253.08	153454746337	IS
\$1,200.00	153454746337	IS
\$6,817.50	153454746337	IS
\$2,511.00	153454746337	IS
\$76.61	153454746337	CX
\$15.12	153454746337	IS
\$372.00	153454746337	IS
\$2,661.75	153454746337	IS
\$576.00	153454746337	IS
\$186.44	153454746337	IS
\$766.28	153454746337	IS
\$32,833.71	153454746337	IS
\$1,640.00	153454746337	IS
\$16,094.93	153454746337	IS
\$2,112.00	153454746337	IS
\$94.86	153454746337	IS
\$2,635.35	153454746337	IS
\$3,885.18	153454746337	IS
\$5,400.00	153454746337	IS

\$2,172.38	153454746337	IS
\$350,487.30	153454746337	IS
\$114.00	153454746337	IS
\$41.59	153454746337	IS
\$202.00	153454746337	IS
\$24.12	153454746337	IS
\$62.66	153454746337	IS
\$1,507.52	153454746337	IS
\$425.40	153454746337	IS
\$428.40	153454746337	IS
\$840.00	153454746337	IS
\$19.02	153454746337	IS
\$745.28	153454746337	IS
\$5,593.00	153454746337	IS
\$1,672.00	153454746337	IS
\$3,503.40	153454746337	IS
\$270.00	153454746337	IS
\$350.00	153454746337	IS
\$331.69	153454746337	IS
\$2,875.92	153454746337	CX
\$11,404.55	153454746337	IS
\$1,821.54	153454746337	IS
\$90.27	153454746337	IS
\$2,746.35	153454746337	IS
\$204.96	153454746337	IS
\$11,123.72	153454746337	IS
\$100.61	153454746337	IS
\$17.31	153454746337	IS
\$2,833.77	153454746337	IS
\$2,000.00	153454746337	IS
\$295.20	153454746337	IS
\$177.86	153454746337	IS
\$210.00	153454746337	IS
\$348.00	153454746337	IS
\$3,432.00	153454746337	IS
\$481.00	153454746337	IS
\$109.40	153454746337	IS
\$417.40	153454746337	IS
\$878.74	153454746337	IS
\$1,806.00	153454746337	IS
\$228.80	153454746337	IS
\$780.00	153454746337	IS
\$106,680.73	153454746337	IS
\$2,462.43	153454746337	IS
\$4,938.42	153454746337	IS
\$3,230.27	153454746337	IS
\$2,283.55	153454746337	IS
\$2,278.50	153454746337	IS

**\$2,775,072.67**





## City Council Agenda Report

**Meeting Date: October 22, 2024**  
**Prepared By: Captain Joe Ledoux**  
**Approved By: Gabriel Engeland**

**Subject:** Authorize the Police Department to purchase two electric Chevrolet Blazers, pursuit-rated, in the amount of \$127,218

---

### COUNCIL PRIORITY AREA

- Business Communities
- Circulation Safety and Efficiency
- Environmental Sustainability
- Housing
- Neighborhood Safety Infrastructure
- General Government

### RECOMMENDATION

Authorize the Police Department to purchase two electric Chevrolet Blazers, pursuit-rated, in the amount of \$127,218.

### FISCAL IMPACT

The total cost for the acquisition of two Chevy Blazers is \$127,218. Funding for this purchase will be from the budgeted Police Department’s vehicle replacement fund. It’s anticipated the long-term savings in fuel and maintenance is projected to offset some of the initial investment over time.

### ENVIRONMENTAL REVIEW

This item is Categorically Exempt pursuant to CEQA Section 15301(c) as actions taken by regulatory agencies, as authorized by the City’s Climate Action Plan, to assure the maintenance, restoration, enhancement, or protection of the environment where the regulatory process involves procedures for protection of the environment, and none of the circumstances in CEQA Guidelines Section 15300.2 applies. This item also is in alignment with the Council’s direction on the adoption of an electrified fleet.

1. **Alignment with Sustainability Goals:** The proposed vehicles will help the City meet its sustainability goals by reducing the overall carbon footprint of the Police Department’s fleet. The transition to electric vehicles is a key initiative in our environmental strategy.

2. **Operational Efficiency:** Electric vehicles offer lower maintenance costs compared to traditional internal combustion engine vehicles. They also provide substantial savings in fuel costs, which will contribute to overall budget efficiency.
3. **Enhanced Performance:** The Chevy Blazer EV and Chevy Silverado EV are equipped with advanced technology and features that meet the operational requirements of the Police Department. These vehicles are capable of handling diverse tasks and will support the department's efficiency in urban areas.
4. **Support for Infrastructure Development:** Investing in electric vehicles will also underscore the city's commitment to supporting and developing EV charging infrastructure, fostering a more sustainable environment city-wide.

### **DISCUSSION/ANALYSIS**

The City Council's recent resolution emphasizes the importance of integrating electric vehicles into the city's vehicle fleet to reduce greenhouse gas emissions and operational costs. Furthermore, the California Air Resource Board has guided cities to adopt purchasing requirements that comply with their guidelines. As a crucial component of our commitment to sustainability, the Police Department has assessed the suitability of electric vehicles for its operational needs and identified the Chevy Blazer as an appropriate choice.

In alignment with the City Council's directive on transitioning to electric vehicles (EVs) for a more sustainable and environmentally friendly fleet, the Police Department is seeking approval to purchase two electric Chevy Blazers. This report outlines the justification for this purchase, the anticipated benefits, and the alignment with our sustainability goals.

In conclusion, the acquisition of two electric Chevy Blazers is a strategic step toward fulfilling the City Council's directive on electric vehicle adoption. These vehicles will not only advance our environmental goals but also enhance the operational capabilities of the Police Department while ensuring cost-efficiency.

### **ATTACHMENTS**

None

**RESOLUTION NO. 2024-\_\_**

**A RESOLUTION OF THE CITY COUNCIL OF THE CITY OF LOS ALTOS TO AUTHORIZE THE CITY MANAGER TO APPROVE THE PURCHASE OF TWO CHEVY BLAZERS, PURSUIT-RATED, IN THE AMOUNT OF \$127,218 AS PART OF THE 2024/25 VEHICLE REPLACEMENT PLAN**

**WHEREAS**, properly equipped vehicles are necessary for staff to properly deliver ongoing and emergency municipal services; and

**WHEREAS**, the City maintains a vehicle replacement plan that reflects a schedule to replace City-owned vehicles when they reach the end of their useful life; and

**WHEREAS**, the Police Department requires patrol vehicles to maintain Los Altos as a sustainable, vibrant, and inclusive community in which to live, work, visit, and play; and

**WHEREAS**, these electric vehicles will help the City meet its sustainability goals with increased operational efficiency and enhanced performance; and

**WHEREAS**, the Chevrolet Blazer EV, pursuit-rated, is the best-suited electric vehicle for Police Department purposes; and

**WHEREAS**, Chevrolet provided a proposal of \$127,218 for two electric Chevrolet Blazers, pursuit-rated.

**NOW THEREFORE, BE IT RESOLVED**, that the City Council of the City of Los Altos hereby authorizes the City Manager to approve the purchase of two electric Chevrolet Blazers, pursuit-rated, in the amount of \$127,218 as part of the City’s vehicle replacement program.

**I HEREBY CERTIFY** that the foregoing is a true and correct copy of a Resolution passed and adopted by the City Council of the City of Los Altos at a meeting thereof on the \_\_\_\_ day of \_\_\_\_, 2024 by the following vote:

- AYES:
- NOES:
- ABSENT:
- ABSTAIN:

\_\_\_\_\_  
Jonathan Weinberg, MAYOR

Attest:

\_\_\_\_\_  
Resolution No. 2024-XX

Melissa Thurman, CITY CLERK



## City Council Agenda Report

**Meeting Date:** October 22, 2024

**Prepared By:** Grant Gabler

**Approved By:** Gabriel Engeland

### Subject: Purchase of Large Fleet Vehicle - Streets Division

---

#### COUNCIL PRIORITY AREA

- Business Communities
- Circulation Safety and Efficiency
- Environmental Sustainability
- Housing
- Neighborhood Safety Infrastructure
- General Government

#### RECOMMENDATION

Authorize the City Manager to approve the purchase of the Streets Division Altec AT 37G Aerial Truck as part of the vehicle replacement program for City owned fleet vehicles.

#### FISCAL IMPACT

The cost of the vehicle is \$144,053 and is budgeted in the Fiscal Year 2024/25 budget as part of the vehicle equipment replacement plan.

#### ENVIRONMENTAL REVIEW

Not Applicable

#### PREVIOUS COUNCIL CONSIDERATION

None

#### BACKGROUND

The small aerial truck is used to access and repair or correct issues with streetlighting, regulatory signage, traffic cameras, traffic signals and serves as back up during severe weather events when fallen trees and broken and hanging limbs are an issue.

This vehicle will replace the Streets Division vehicle number 2239 that was purchased in 2009. Vehicle 2239 will be sent out to auction or sent to salvage, depending on condition.

**ANALYSIS**

This purchase is for the Altec Articulating telescoping aerial truck with a F350 chassis. It has a one-person platform capacity of 350lbs. The ground to bottom of lift platform fully extended is 38' and has no outrigging supports. It will come fitted with aftermarket hydraulic pole puller. Staff considered making this purchase as an EV but this size vehicle is not yet offered with an electric motor.

**DISCUSSION**

Fully staffed the Street Division consists of one Lead Worker, one Maintenance Technician, three Maintenance Worker I/II's and a part time Maintenance I/II. Fleet vehicles assigned to The Street Division include a Large Dump truck, a small Dump truck, small Aerial lift truck and two utility trucks. One of the utility trucks is assigned to the Steets Maintenance Supervisor. The small aerial is essential to Streets / Public Works operations and is used extensively during Storm related emergencies. Examples of usage include overhead hazards (limbs, unsecured or loose signage/lighting), streetlighting repairs and regulatory signage. This truck is also used extensively to assist the Transportation Department to complete traffic camera repairs and other tasks that the contractors cannot respond to without significant delays and high costs.

**ATTACHMENTS**

- 1. Resolution

**RESOLUTION NO. 2024-\_\_\_**

**A RESOLUTION OF THE CITY COUNCIL OF THE CITY OF LOS ALTOS TO AUTHORIZE THE CITY MANAGER TO APPROVE THE PURCHASE OF THE STREETS DIVISION ARIAL TRUCK IN THE AMOUNT OF \$144,053 AS PART OF THE 2024/25 VEHICLE REPLACEMENT PLAN**

**WHEREAS**, properly equipped vehicles are necessary for staff to properly deliver ongoing and emergency municipal services; and

**WHEREAS**, the City maintains a vehicle replacement plan that reflects a schedule to replace City-owned vehicles when they reach the end of their useful life; and

**WHEREAS**, the Streets Division of the Public Works Department requires an aerial truck for access to overhead hazards, streetlighting, regulatory signage and traffic cameras as part of their maintenance services; and

**WHEREAS**, Altec Industries is the only regional manufacturer of the proprietary telescoping/articulating aerial unit that meets the city’s requirements for this type of vehicle; and

**WHEREAS**, Altec Industries provided a proposal of \$144,053 for their proprietary system on a Ford F-350 chassis.

**NOW THEREFORE, BE IT RESOLVED**, that the City Council of the City of Los Altos hereby authorizes the City Manager to approve the purchase of Altec AT37G Aerial Truck in the amount of \$144,053 as part of the City’s vehicle replacement program.

**I HEREBY CERTIFY** that the foregoing is a true and correct copy of a Resolution passed and adopted by the City Council of the City of Los Altos at a meeting thereof on the 22<sup>nd</sup> day of October 2024 by the following vote:

- AYES:
- NOES:
- ABSENT:
- ABSTAIN:

\_\_\_\_\_  
Jonathan D. Weinberg, MAYOR

Attest:

\_\_\_\_\_  
Melissa Thurman, MMC  
CITY CLERK



## City Council Agenda Report

**Meeting Date:** October 22, 2024

**Prepared By:** Jon Maginot

**Approved By:** Gabriel Engeland

**Subject:** Hold Public Hearing No. 7 to receive a presentation from the City of Los Altos' ("City") consulting demographer, Redistricting Partners, solicit public input on draft district maps and the order of elections of the five new districts, including whether candidates for City Council must be residents and electors of the district in which they seek election for any period of time prior to filing their nomination papers and declaring their intent to run; reach agreement on the map to become the City's final district elections map; and to consider an ordinance adopting district-based elections and approving the final district map for the City of Los Altos.

### COUNCIL PRIORITY AREA

- Business Communities
- Circulation Safety and Efficiency
- Environmental Sustainability
- Housing
- Neighborhood Safety Infrastructure
- General Government

### RECOMMENDATION

Hold Public Hearing No. 7 to receive a presentation from the City's consulting demographer, Redistricting Partners, regarding draft maps developed by the public and Redistricting Partners, and reach agreement on the map to become the City's final district elections map; open, hold, and close the public hearing on draft maps, including approving the final district map for the City of Los Altos and determining which specific districts will constitute the two (2) districts on the ballot in November 2026 and the three (3) on the ballot in November 2028; introduce and adopt an ordinance establishing five (5) districts for the election of City Councilmembers, establishing the boundaries and the identification number of each district, establishing the election order of each district, and adding Sections 2.04.070 through 2.04.100 to Chapter 2.04 of the City of Los Altos Municipal Code; and determine whether candidates for City Council must be residents and electors of the district in which they seek election for any period of time prior to filing their nomination papers and declaring their intent to run.

### FISCAL IMPACT

There is no fiscal impact to hold this meeting as the City has already retained the services of outside legal counsel and a demographer to assist in the transition to district-based elections.



**ENVIRONMENTAL REVIEW**

Not applicable.

**PREVIOUS COUNCIL CONSIDERATION**

On April 18, 2024, the City received a Notice of Violation of the California Voting Rights Act ("CVRA"). The letter asserts that the City is in violation of the CVRA because the City's Councilmember elections are at-large and there is racial polarization and vote dilution within the jurisdiction. On May 28, 2024, the City Council adopted a resolution declaring its intent to transition to a district-based electoral system commencing in November of 2026.

Currently, voters across the City vote "at-large" for all five (5) City Councilmembers. A "by-district" election is one in which the City is divided into separate districts, each represented by one City Councilmember who resides in that district and is chosen only by that district's voters. The first by-district City Council election will occur in the November 2026 general municipal election, when two (2) districts will select Councilmembers, with the transition to district-based elections fully completed in the November 2028 general election, when the final three (3) districts will select Councilmembers.

Although only five (5) public hearings are required by the CVRA, the City Council has already held six (6) public hearings related to the City's transition to by-district elections.<sup>1</sup> At these hearings, the City's demographer made presentations regarding the requirements for by-district elections, and the process for taking public input to help determine how the City Council districts might be constructed. The City Council then heard from the public on the various communities of interest that exist in the City, and how the districts might be drawn to recognize these communities of interest. The City Council and City staff also sponsored several community workshops and outreach at community events in September 2024.

On June 11 and July 13, 2024, the City Council held the first and second of five required public hearings required for the City's transition to by-district elections. Public hearings nos. 1 and 2 were held prior to any draft maps being drawn. Redistricting Partners made presentations at both public hearings regarding the requirements of the CVRA. Those presentations covered the composition and number of districts, as well as the public input process. Members of the public provided input at both hearings regarding various communities of interest in and the various attributes of the City of Los Altos. At its July 13th hearing, the City Council, with public input, provided direction to begin drawing draft maps for a by-district election system comprised of five districts and a rotational mayor.

At the August 28, 2024 public hearing, the City Council received a presentation on the first set of three draft maps (Maps A-C) and began a robust community outreach process. At the August 28<sup>th</sup> hearing, Redistricting Partners presented three draft maps as a way for the City Council and community to visualize proposed district boundaries. The City Council also provided further direction on the additional information the City should examine when forming the district

---

<sup>1</sup> Although the CVRA requires the City to hold only five (5) public hearings, the October 22, 2024 City Council meeting will be the seventh (7) public hearing – not including the additional community workshops held by City Staff.

boundaries, such as the distribution and of information regarding socio-economic status, age, school boundaries, shopping districts, and parks.

At the September 24, 2024 public hearing, the City Council reviewed two additional draft maps prepared by Redistricting Partners (Maps D-E) and received an update on the community outreach efforts conducted by the City. The City Council also provided direction on draft maps, including keeping El Camino Real in one district, keeping the Downtown and Civic Center in one district, placing Rancho Shopping Center and Loyola Corners into separate districts and keeping the Highlands in one district.

At the October 8, 2024 public hearing, the City Council reviewed Maps F-F5 which were based on direction received at the September 24<sup>th</sup> meeting and provided direction to create two new versions of Maps C and F2 (Maps C, C2, F2, and F2a).

At the October 21, 2024 public hearing, the City Council has scheduled a review of four maps created by Redistricting Partners, as well as maps submitted by the public, and discussed potential changes to the boundaries in those draft maps.

By law, the City Council has until October 31, 2024 as the final legal deadline to adopt the City Council district boundary map and determine the order of election for the five (5) City Council districts, that is – which two (2) districts will select a Councilmember in the November 2026 general election, and which three (3) districts will do so in November of 2028.

**DISCUSSION/ANALYSIS**

Public Input Received

Over several months, the City Council oversaw an extensive community outreach process and received substantial comments related to district boundaries in the City and draft maps. In response to this input, the City's demographer developed revised maps to address the public's concerns and the direction provided by the City Council, all the while ensuring that the City complied with the criteria mandated by the CVRA and the Federal Voting Rights Act.

District Formation Criteria

In creating the district boundaries, the City must ensure compliance with the following criteria mandated by the CVRA and the Federal Voting Rights Act:

- Each district must contain a nearly equal population (no more than a 10% variance but best practices encourage no more than a 5% population deviation);
- The districting plan must be drawn in a manner that complies with the Federal Voting Rights Act and the Equal Protection Clause of the U.S. Constitution; and,
- The districts must not be drawn with race as the predominant factor because the overall population balance between districts is the highest priority.

Additionally, Election Code section 21130 requires general law cities like the City to adopt districts using the following criteria, which are set forth in order of priority:

- Districts shall be geographically contiguous.
- To the extent practicable, the geographic integrity of any local neighborhood or local community of interest must be respected and maintained. A “community of interest” is a population that shares common social, economic and geographic interests that should be included within a single district for purposes of its effective and fair representation.
- District boundaries should be easily identifiable and understandable. To the extent practicable, districts shall be bounded by natural and artificial barriers, by streets, or by the boundaries of the jurisdiction.
- To the extent practicable, and where it does not conflict with the preceding criteria, districts shall be drawn to encourage geographical compactness.

Drawing and Considering Draft Maps

At the October 22, 2024 meeting, the City Council will again hear public feedback on draft Maps A, B, C, C2, D, E, F, F2, F2a, F3, F4, and F5, and will be asked to approve the final map as well as the sequence of elections. The draft maps comply with the district formation criteria required under California and Federal law. The City is using the latest 2020 Census data provided by the Statewide Database with the state prison population reallocated, as required under the Fair Maps Act. These maps will use the underlying Census tract geography to establish the boundaries of individual City Council districts. In drawing these maps, the utmost care will be taken to honor neighborhoods and communities of interest and the public input received.

Along with any draft maps proposed by the public at least seven (7) days in advance of the October 22<sup>nd</sup> meeting, draft Maps A, B, C, C2, D, E, F, F2, F2a, F3, F4, and F5 will be considered by the City Council. One map will ultimately be selected for adoption as the five-district electoral map for City Council elections. The public is again invited to provide their input on these draft maps before the City Council selects one of the maps.

Regarding the sequence of elections, the City Council will consider which two (2) districts will select a Councilmember in the November 2026 general election and which three (3) districts will do so in November of 2028, As required by law, the City Council will make this decision "in the spirit of the California Voting Rights Act" and will give "special consideration" to community input.

At the October 22<sup>nd</sup> meeting, the City Council will also determine whether candidates for City Council must be residents of the district in which they seek election for any period of time prior to filing their nomination papers. Pursuant to Government Code section 34882, a candidate running for a city councilmember position is not eligible to hold that office unless they reside in the geographical area making up the district from which they are elected at the time their nomination papers are issued. There is no requirement related to a minimum residency period, and the City is not required to impose such a requirement. In fact, neighboring cities have taken different positions on this issue – some have imposed a 30-day residency requirement while others have imposed no minimum residency requirement. The City Council invites the public to provide their input on this topic.

The proposed ordinance for City Council consideration is Attachment 1 to this staff report. This ordinance may be used for any map and the sequence of elections selected by the City Council.

This ordinance requires two readings, and the second reading is scheduled for the November 12, 2024 City Council meeting.

**ATTACHMENTS**

- 1. Ordinance No. 2024-xxx
- 2. Draft Maps A, B, C, C2, D, E, F, F2, F2a, F3, F4, F5
- 3. Draft Maps submitted by members of the public (as of October 15, 2024)

**ORDINANCE NO. [REDACTED]**

**AN ORDINANCE OF THE CITY OF LOS ALTOS TO AMEND THE LOS ALTOS MUNICIPAL CODE BY ADDING SECTIONS 2.05.070 THROUGH 2.04.100 TO CHAPTER 2.04, WHICH PROVIDE FOR THE ELECTION OF MEMBERS OF THE CITY COUNCIL BY FIVE DISTRICTS, ESTABLISH THE BOUNDARIES, IDENTIFICATION NUMBERS, AND THE ELECTION ORDER OF EACH DISTRICT, ESTABLISH A RESIDENCY REQUIREMENT TO SEEK A COUNCIL SEAT FROM EACH DISTRICT, AND RELATED ACTIONS**

**WHEREAS**, the City of Los Altos has historically used an at-large method of election, which is consistent with the guarantees of Section 7 of Article 1 and of Section 2 of Article II of the California Constitution; and

**WHEREAS**, California Government Code Section 34886 permits the City Council to change the method of election by ordinance to a “by-district” system in which each member of the City Council is elected only by the voters in the district in which the candidate resides, in accordance with California Government Code Section 34871; and

**WHEREAS**, a by-district system can also be consistent with the guarantees of Section 7 of Article I and of Section 2 of Article II of the California Constitution; and

**WHEREAS**, on May 28, 2024, the City Council adopted Resolution No. 2024-71 which initiated the process of establishing a by-district election system; and

**WHEREAS**, under the provisions of California Elections Code Section 10010, a city that changes from an at-large city council method of election to a by-district city council method of election must hold a total of five public hearings, which includes at least two (2) public hearings regarding potential voting district boundaries prior to the release and consideration of any draft voting district maps, and two (2) public hearings following the release of draft voting district maps; and

**WHEREAS**, on June 11 and July 13, 2024, pursuant to California Elections Code Section 10010(a)(1), the City Council held public hearings where the public was invited to provide input regarding the composition of the City’s voting districts before any draft maps were drawn, and the City Council of the City of Los Altos considered and discussed the same; and

**WHEREAS**, at the public hearing of the City Council on July 13, 2024, the City Council also invited input on whether to have four (4) districts and an at-large directly-elected Mayor, or five (5) districts with the Mayor selected by the City Council on a rotating basis, and voted to proceed with a five-district system with the mayoral rotation, directing its demographer to draft maps that divide the City into five (5) districts in preparation for the August 28, 2024 public hearing; and

**WHEREAS**, on August 28, September 24, and October 8, 2024, pursuant to California Elections Code Section 10010(a)(2), the City Council held public hearings where the public was invited to provide input regarding the content of the draft maps that had been released and

published at least seven (7) days before each public hearing and the proposed sequence of the elections, and the City Council of the City of Los Altos considered and discussed the same; and

**WHEREAS**, at its public hearing on September 24, 2028, the City Council directed staff to prepare a proposed ordinance adopting a voting district map for the City Council’s consideration and determining the sequence of elections in each district; and

**WHEREAS**, on October 8, 2024, the City Council held its fifth and final public hearing on the proposal to establish district boundaries, reviewed and considered additional public input, formally selected the voting district map and the election sequence attached to, incorporated in, and set forth, in this Ordinance as Exhibit A, which was introduced for a first reading at the same public hearing; and

**WHEREAS**, throughout the foregoing process, the City engaged in a significant amount of public outreach and engagement above and beyond the public hearings and other procedures required by California Elections Code Section 10010, including hosting a webpage dedicated to districting; inviting the submission of community of interest forms to allow the public to provide input on keeping communities of interest in single districts to the extent possible; inviting the submission of draft maps by the public using an interactive mapping tool; and providing districting information to local and to good government, civic engagement, and minority groups active within the City; and,

**WHEREAS**, the purpose of this Ordinance is to enact, pursuant to California Government Code Section 34886, an ordinance providing for the election of members of the City Council of the City of Los Altos by district in five (5) single-member districts as reflected in the voting district map referred to as Map [redacted] and attached as Exhibit A to this Ordinance, in furtherance of the California Voting Rights Act of 2001 (Chapter 1.5 [commencing with Section 14025] of Division 14 of the Elections Code) to encourage by-district elections as one method to implement the guarantees of Section 7 of Article I and of Section 2 of Article II of the California Constitution.

**NOW THEREFORE, THE CITY COUNCIL OF THE CITY OF LOS ALTOS, CALIFORNIA ORDAINS THAT:**

**Section 1: INCORPORATION OF RECITALS.** The recitals set forth above are true and correct and are hereby incorporated herein by this reference as if fully set forth in their entirety.

**Section 2: SECTIONS 2.04.070 THROUGH 2.04.100 OF CHAPTER 2.04 OF THE LOS ALTOS MUNICIPAL CODE ARE ADDED AS FOLLOWS:**

**SECTION 2.04.070 - Declaration of Purpose**

The City Council hereby declares that the change of method of electing members of this City Council hereby enacted is being made in furtherance of the California Voting Rights Act of 2001.

**02.04.080 - City Council Districts Established**

Five (5) City Council districts are hereby established in the City of Los Altos. The boundaries and identifying number of each district shall be as described on the City Council District Map [redacted] attached hereto as Exhibit A and incorporated herein.

**02.04.090 - Election of Members of the City Council By-District**

(a) Following the effective date of this Ordinance and upon the commencement of “by-district” elections in the order established in Section 2.04.100 of this Chapter, City Councilmembers shall be elected “by-district” as defined in California Government Code Section 34871 or any successor statute. Any candidate for City Council must have been a resident and elector of the district in which they seek election for at least 30 days before the time they file nominating papers or an equivalent declaration of candidacy for the City Council, or such person’s appointment to fill a vacancy therein. No term of any City Councilmember that commenced prior to the effective date of this Ordinance shall be affected by the adoption of this Ordinance.

(b) Registered voters signing nominating papers or voting for a City Councilmember shall be residents of the geographical area making up the district from which the City Councilmember is to be elected.

(c) The terms of the office of each City Councilmember elected shall remain four (4) years. Pursuant to Section 2.04.020 of the Los Altos Municipal Code, no person shall be eligible to serve as a City Councilmember for more than two consecutive four (4) year terms.

**02.04.100 - Commencement of District Elections**

(a) Commencing on the general municipal election in 2026, and every four (4) years thereafter, the voters in Districts [redacted] and [redacted] shall elect City Councilmembers by-district for full four (4) year terms. At the general municipal election in 2028, and every four (4) years thereafter, the voters in Districts [redacted], [redacted], and [redacted] shall elect City Councilmembers by-district for full four (4) year terms.

(b) The term of office of any City Councilmember who has been elected and whose term of office has not expired shall not be affected by any change in the boundaries of the district from which he or she was elected.

**Section 3: TECHNICAL ADJUSTMENTS AND METES-AND-BOUNDS.**

If necessary to facilitate the implementation of this Ordinance, the City Clerk is authorized to make technical adjustments to the district boundaries that do not substantively affect the populations in the districts, the eligibility of candidates, or the residence of elected officials within any district. The City Clerk shall consult with the City Manager and City Attorney concerning any technical adjustments deemed necessary and shall advise the City Council of any such adjustments required in the implementation of the by-district elections. The City Clerk shall also direct the City's demographer to provide a metes-and-bounds description of each district as shown on the map attached as Exhibit A and incorporated herein by reference, which shall be submitted to the City Council at its next regular meeting and kept on file in the City Clerk's office for public review.

**Section 4: SEVERABILITY.**

If any section, subsection, sentence, clause, phrase, or portion of this Ordinance is for any reason held to be invalid, unconstitutional, or unenforceable by a court of competent jurisdiction, such section, subsection, sentence, clause, phrase, or portion of this Ordinance shall be deemed severable and the remaining portions of this Ordinance shall nonetheless remain in full force and effect. The City Council of the City of Los Altos hereby declares that it would have adopted each section, subsection, sentence, clause, phrase, or portion of this Ordinance, irrespective of the fact that any one or more sections, subsections, sentences, clauses, phrases, or portions of this Ordinance be declared invalid, unconstitutional, or unenforceable.

**Section 5. ENVIRONMENTAL DETERMINATION.**

Adoption of this Ordinance is exempt from environmental review as the adoption of this Ordinance does not qualify as a “project” pursuant to the California Environmental Quality Act (“CEQA”), under Public Resource Code Section 21065 and CEQA Guidelines Section 15320, 15378, and 15061(b)(3), as there is no possibility that such action would cause either a direct, or reasonably foreseeable indirect, physical change in the environment.

**Section 6. EFFECTIVE TERM; PUBLICATION.** This Ordinance shall become effective 30 days after its adoption. The City Clerk is directed to publish summaries of this Ordinance in the manner required by law.

**INTRODUCED** at a meeting of the City Council of the City of Los Altos held on October 22, 2024.

**PASSED AND ADOPTED** at a meeting of the City Council of the City of Los Altos held on \_\_\_\_\_, 2024, by the following vote:

- AYES:
- NOES:
- ABSENT:
- ABSTAIN:

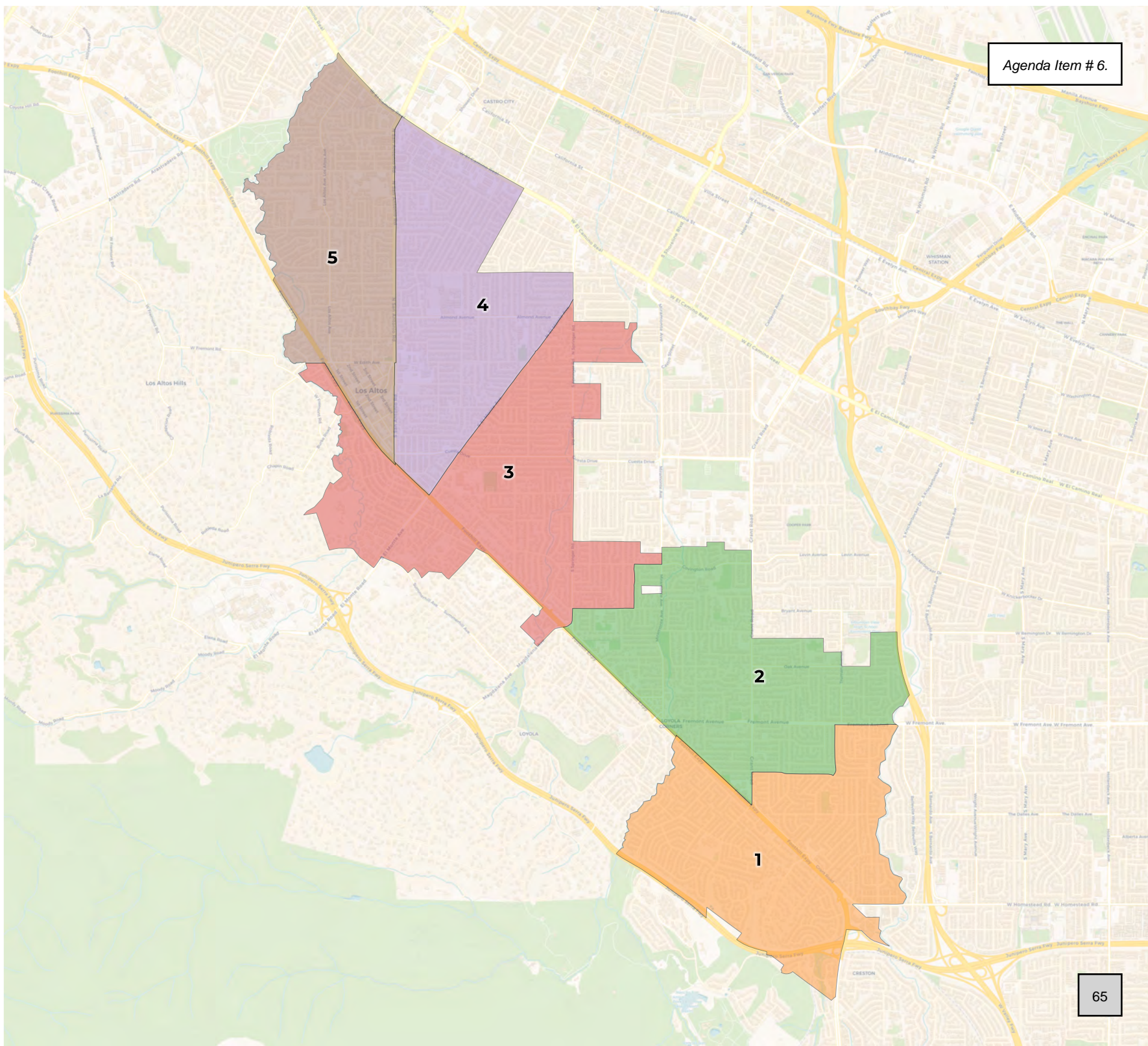
\_\_\_\_\_  
Jonathan D. Weinberg, MAYOR

Attest:

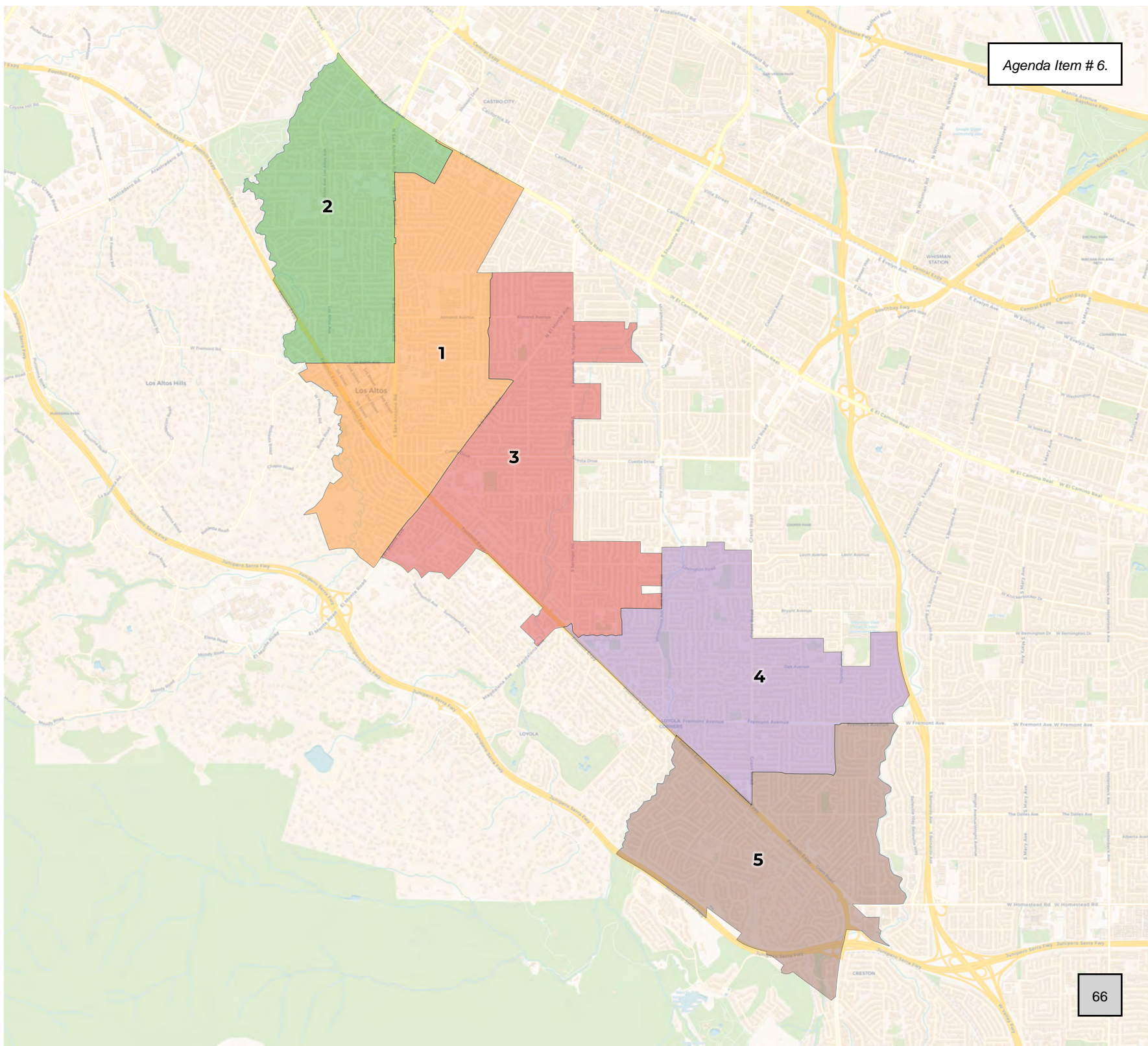
\_\_\_\_\_  
Melissa Thurman, MMC  
City Clerk

Ordinance No. \_\_\_\_

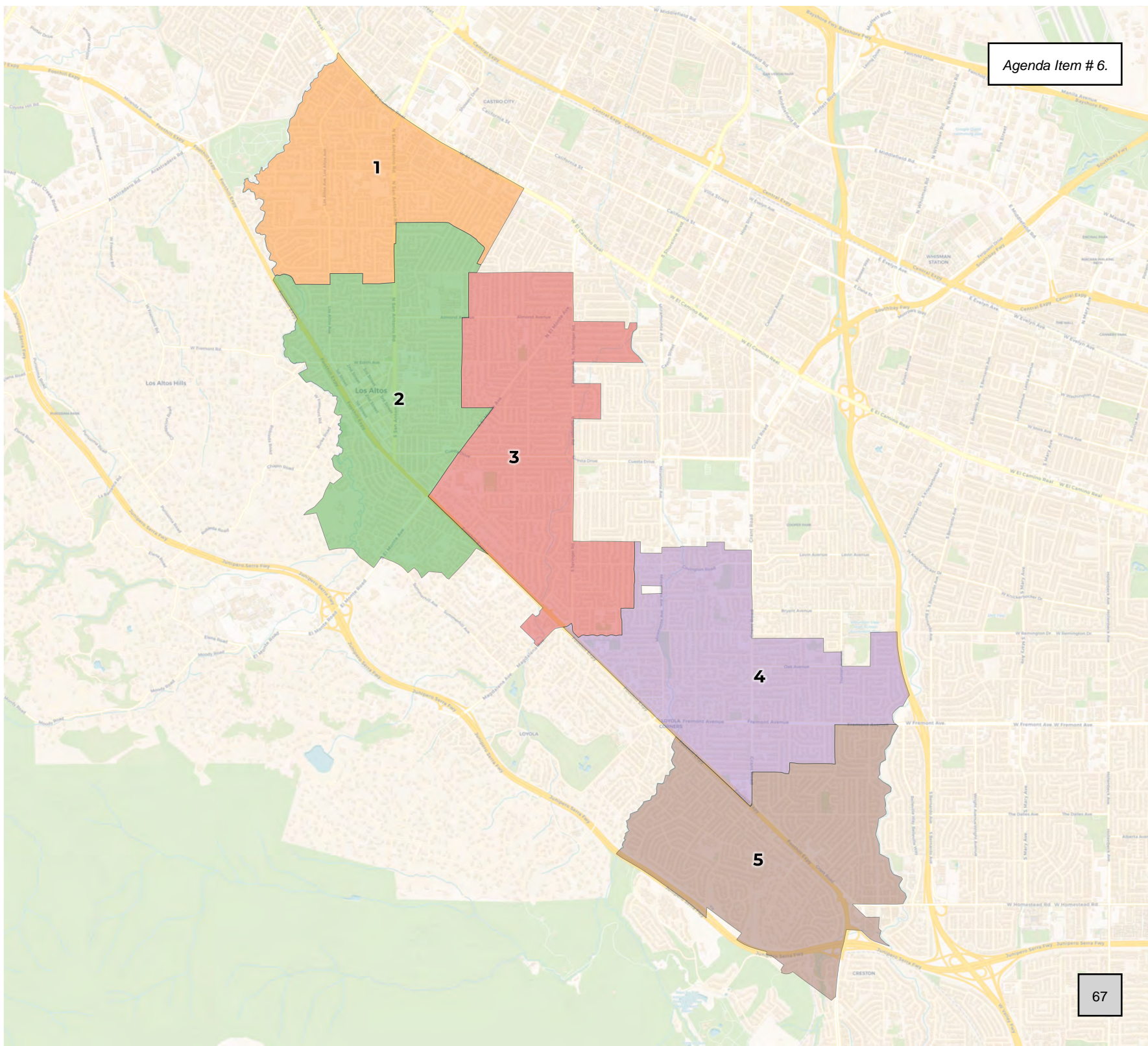




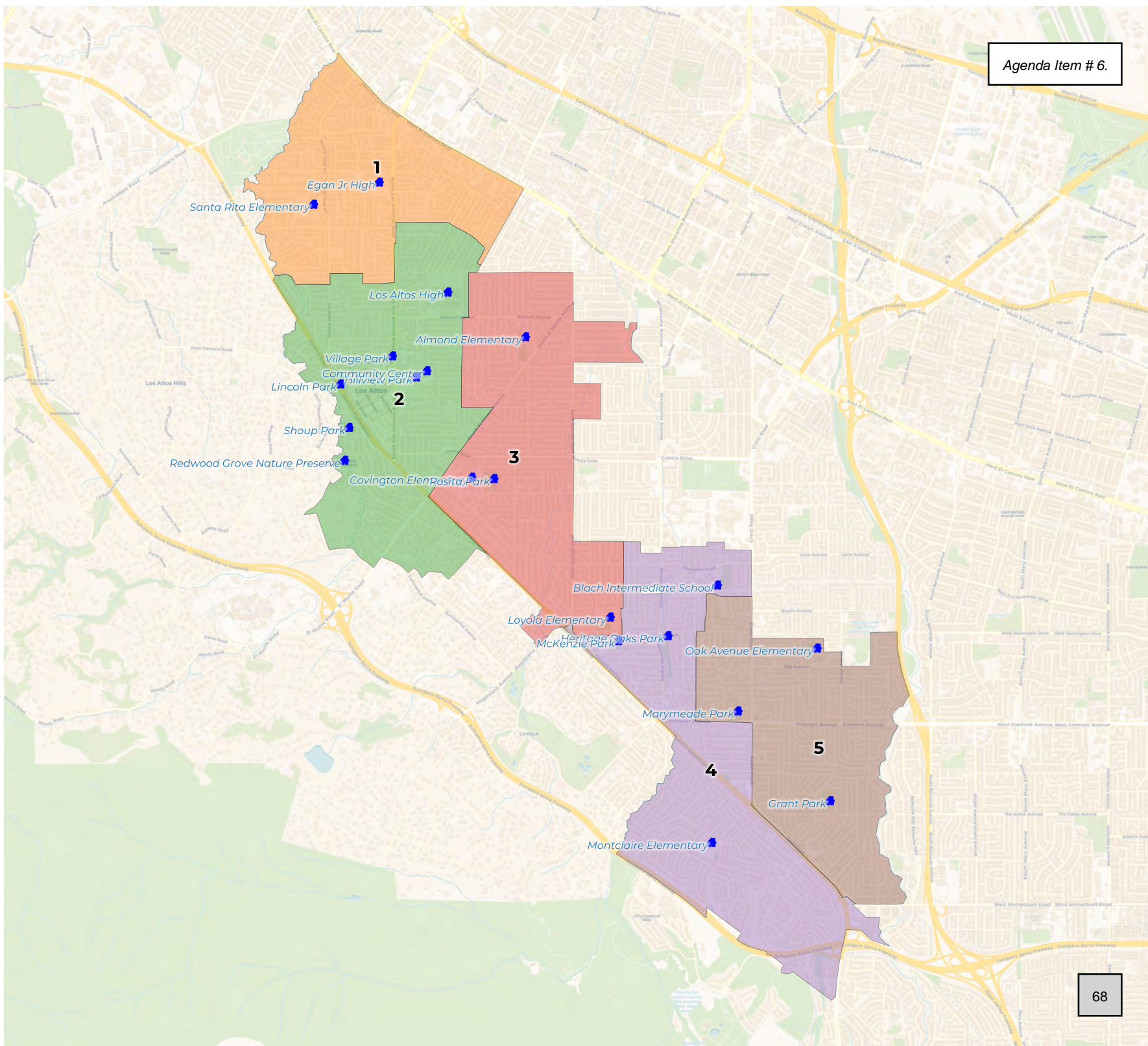




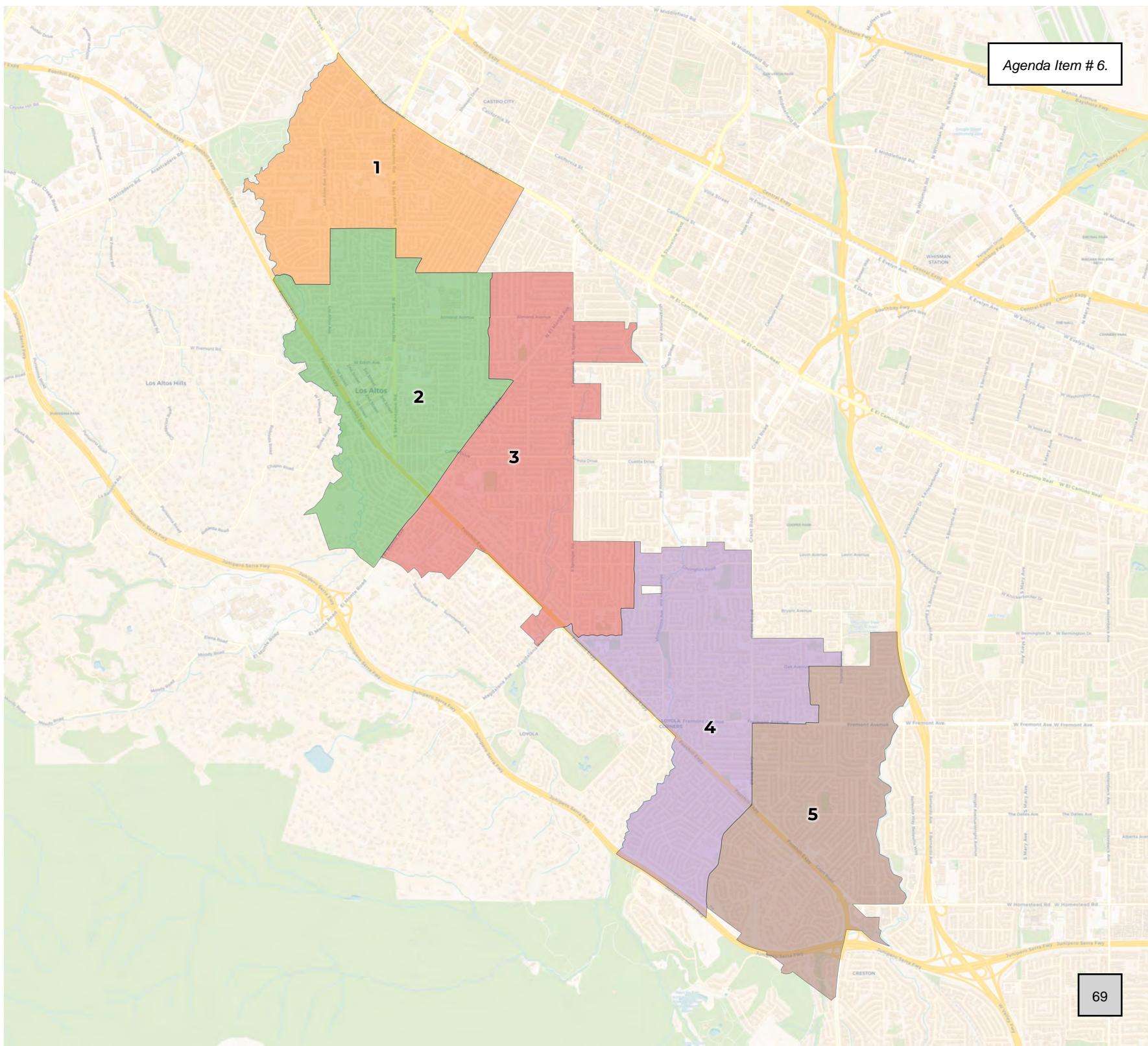




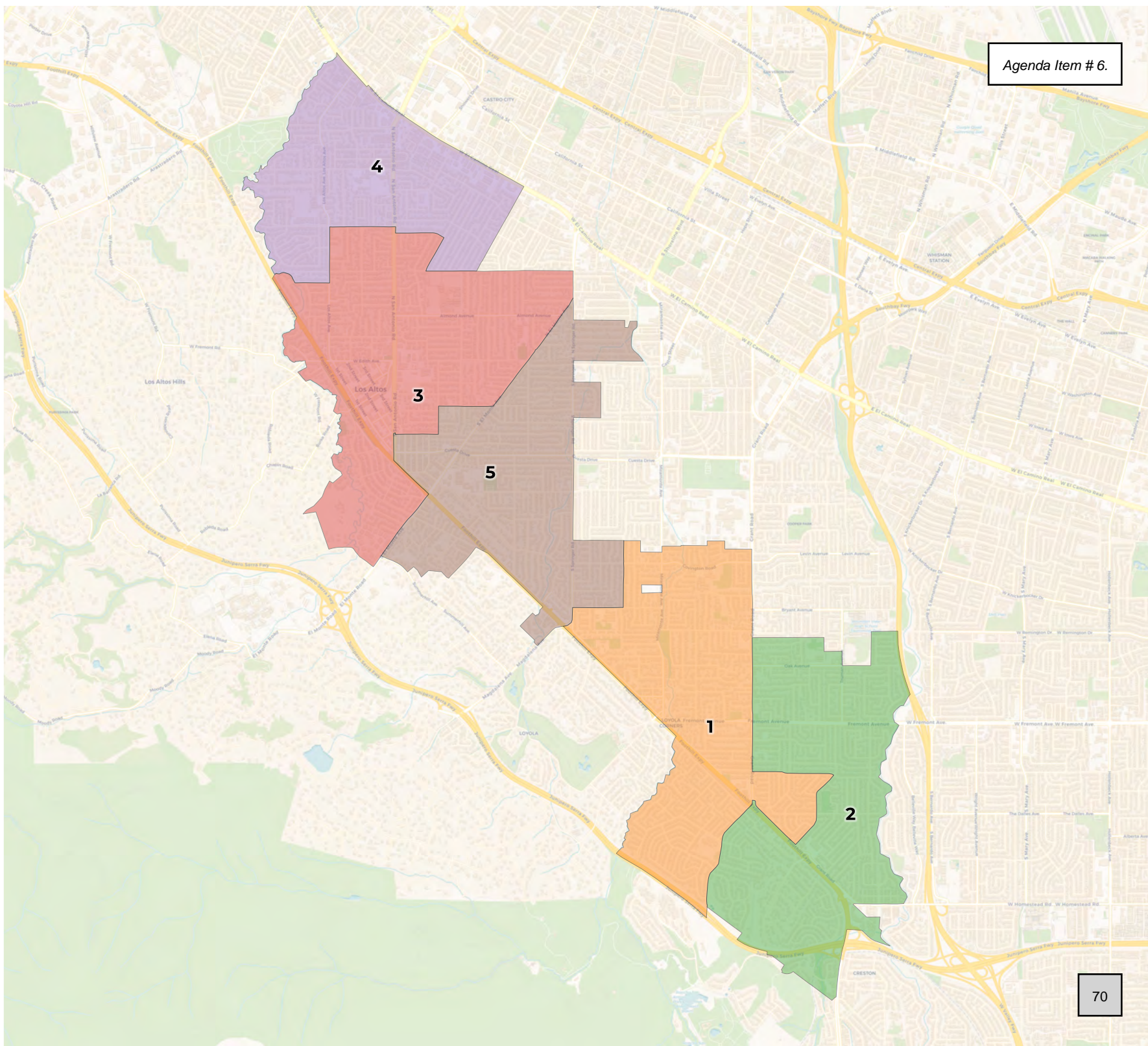




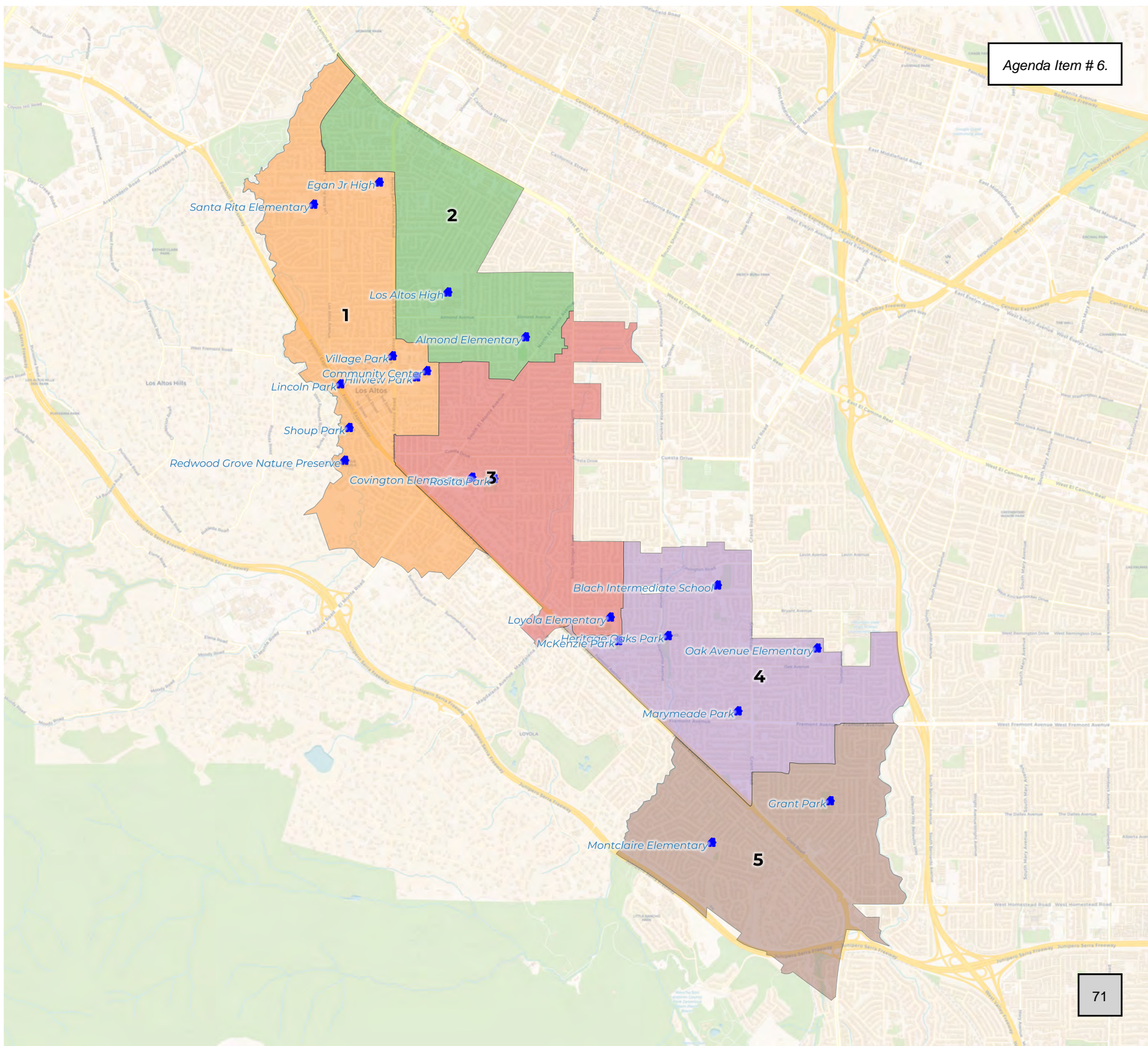




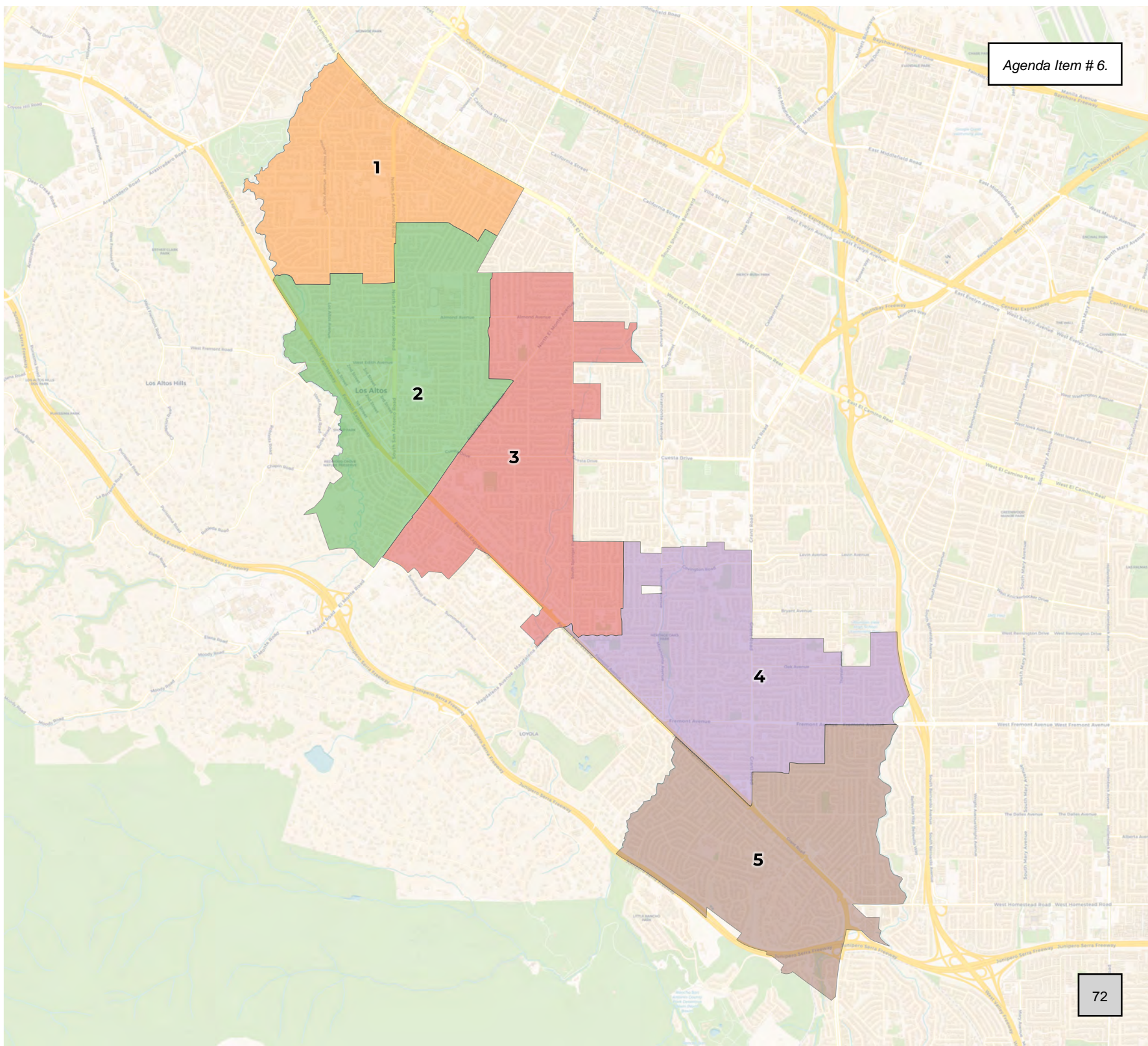




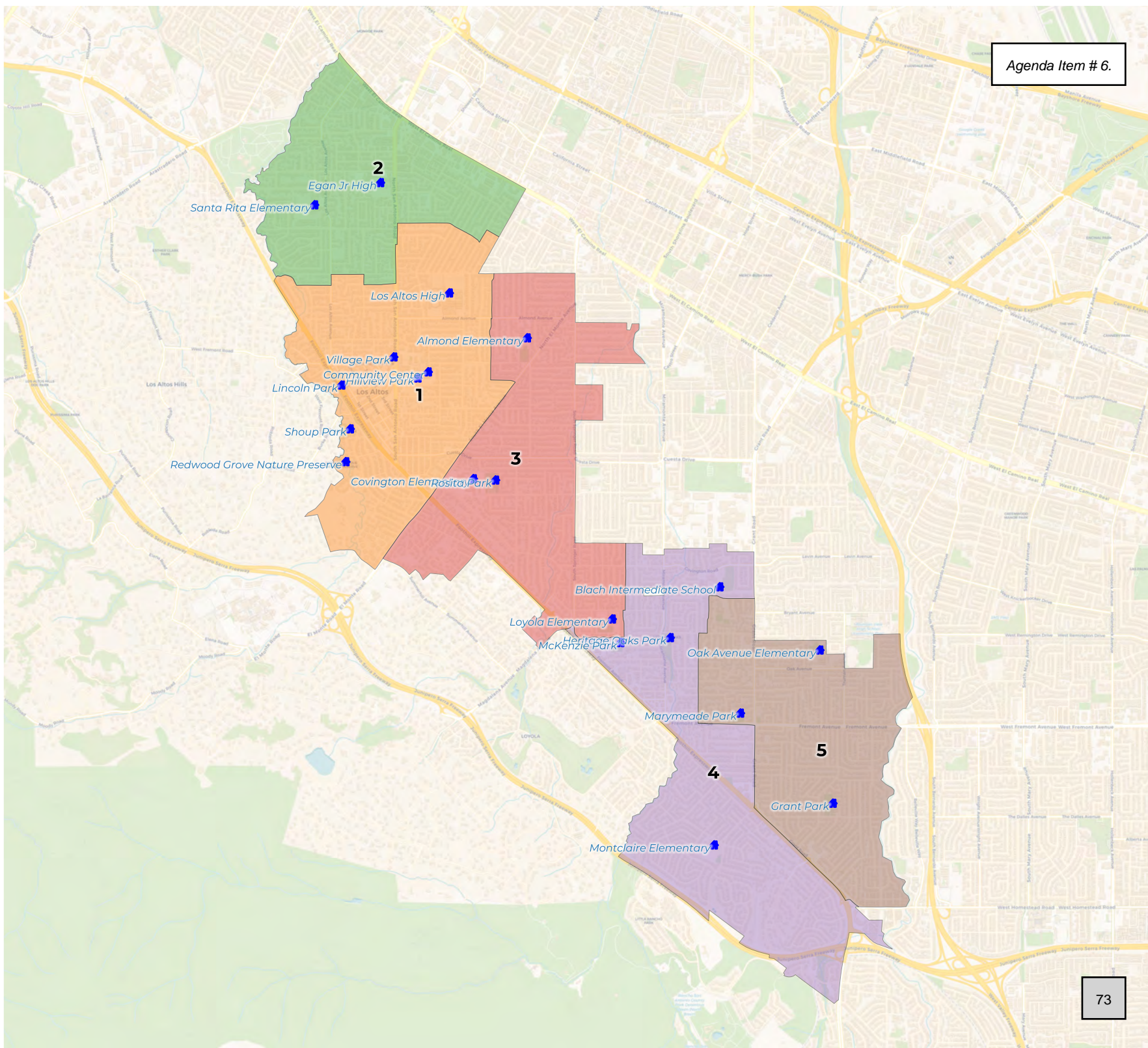




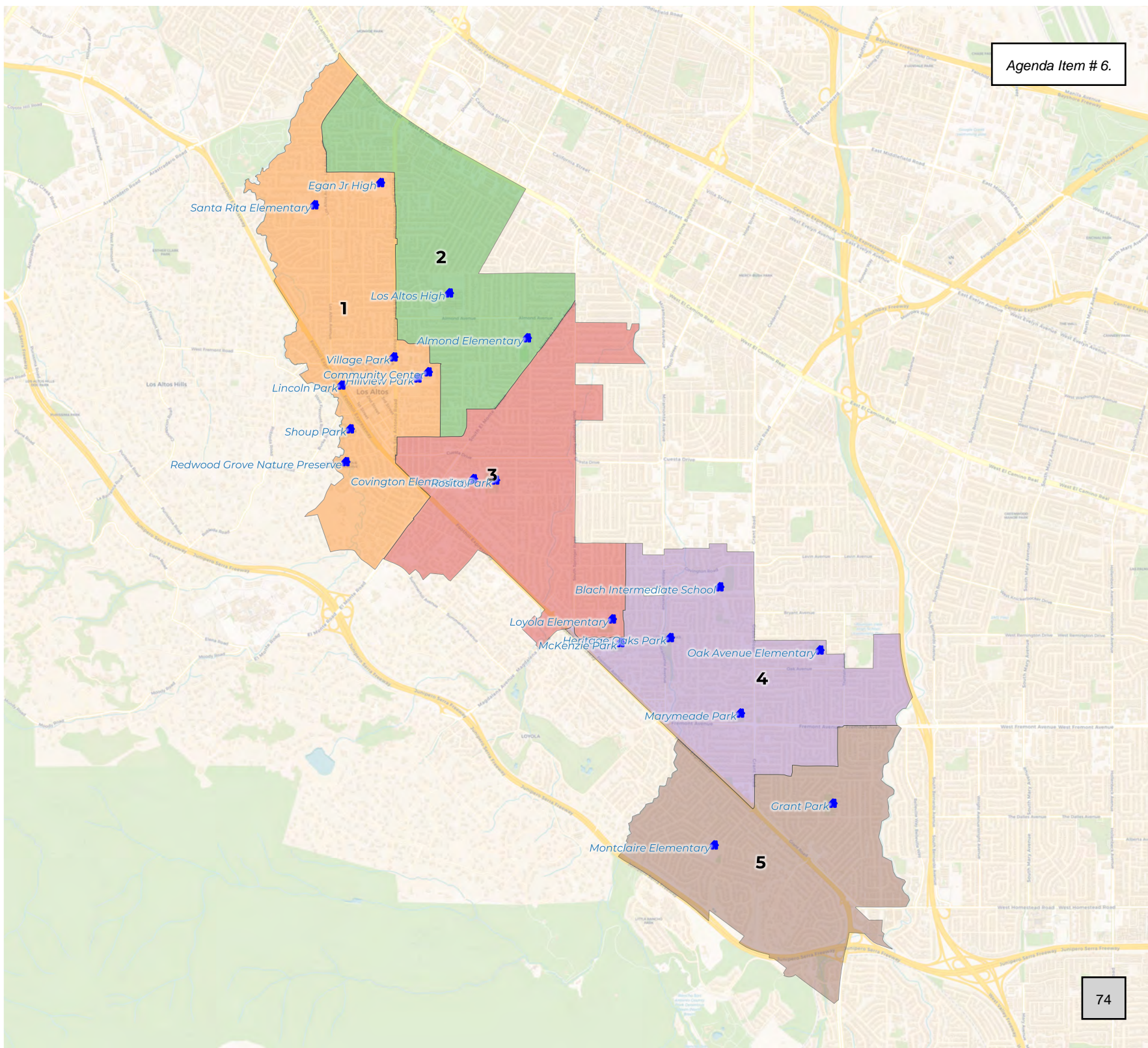




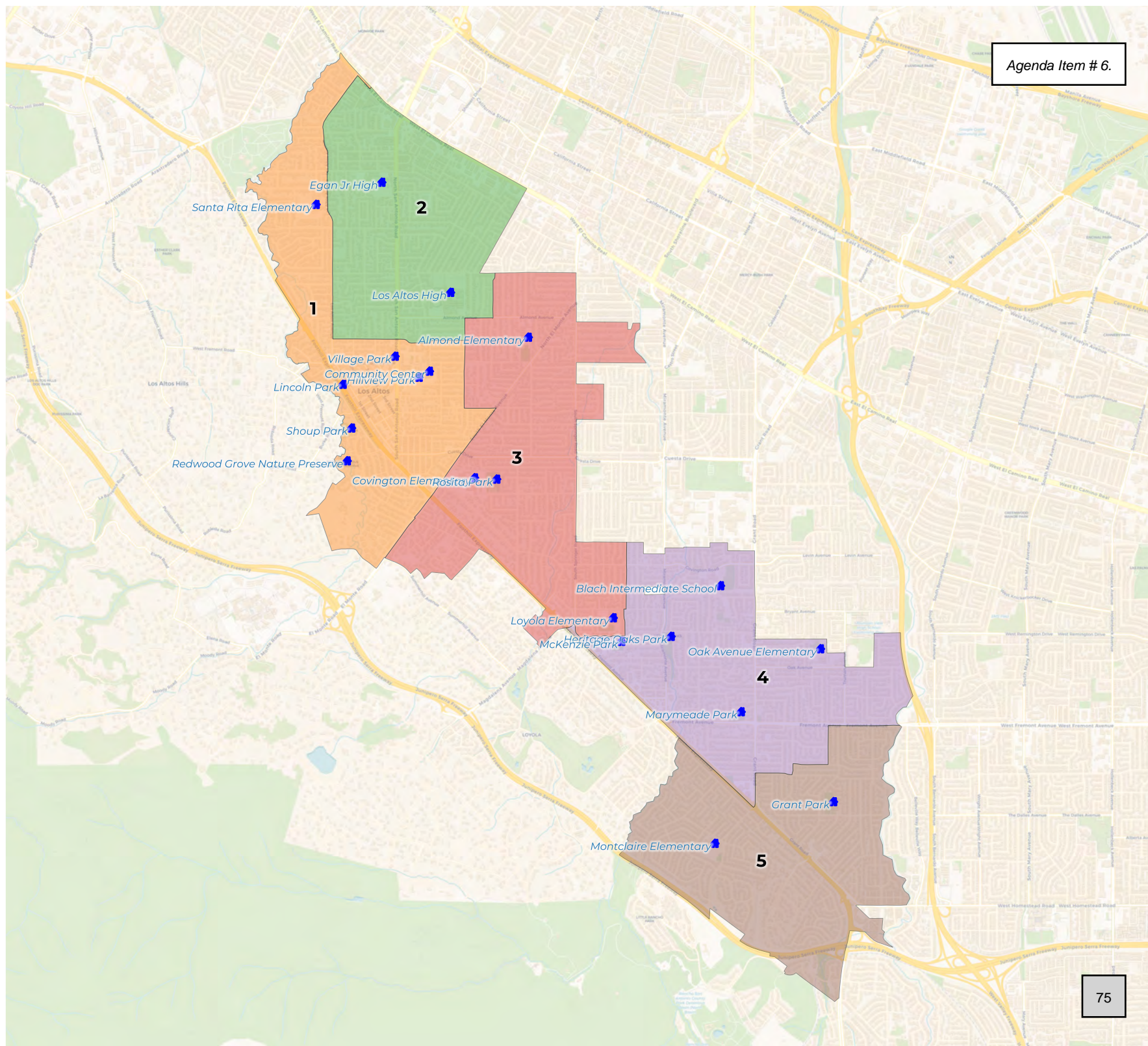




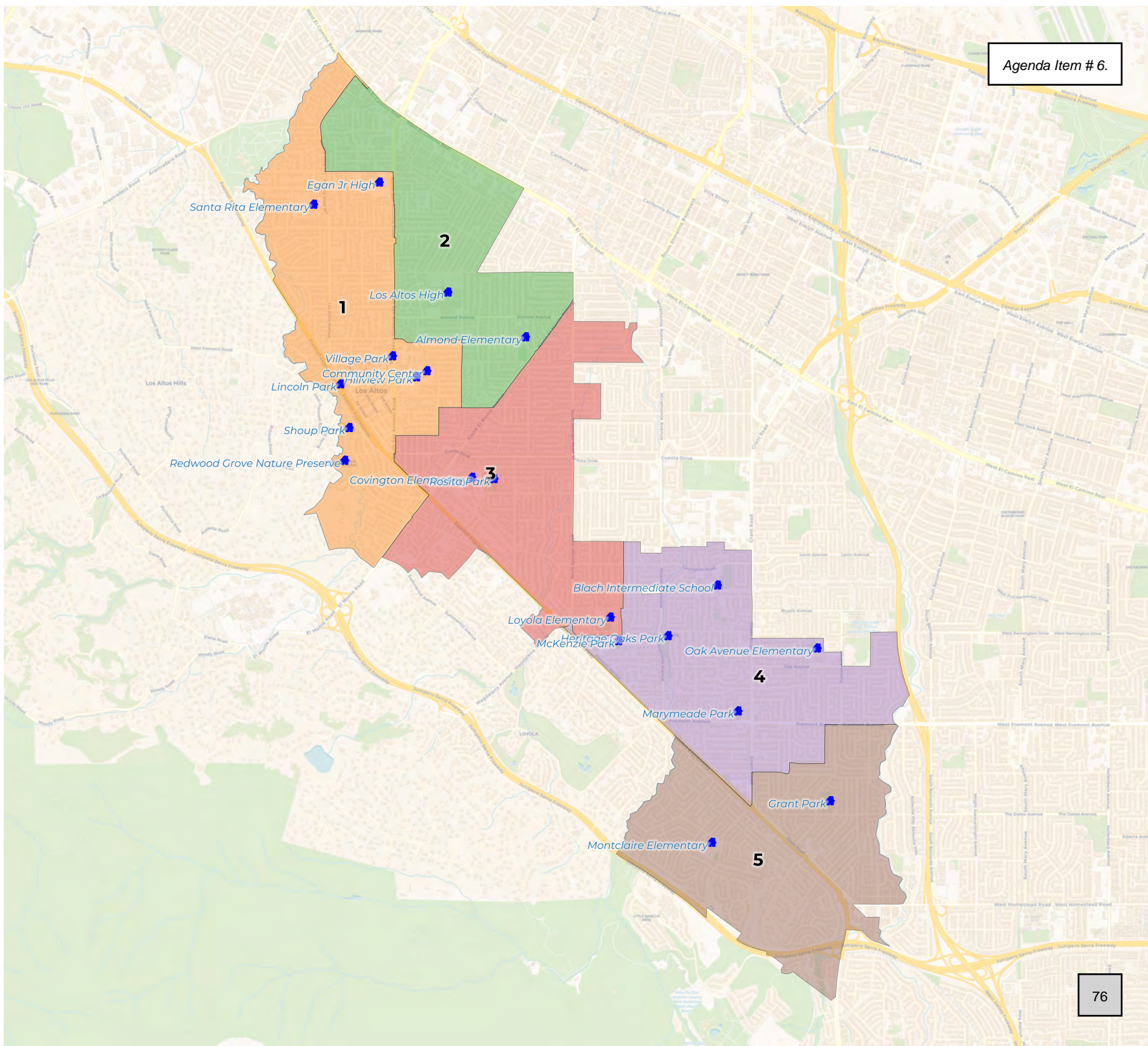




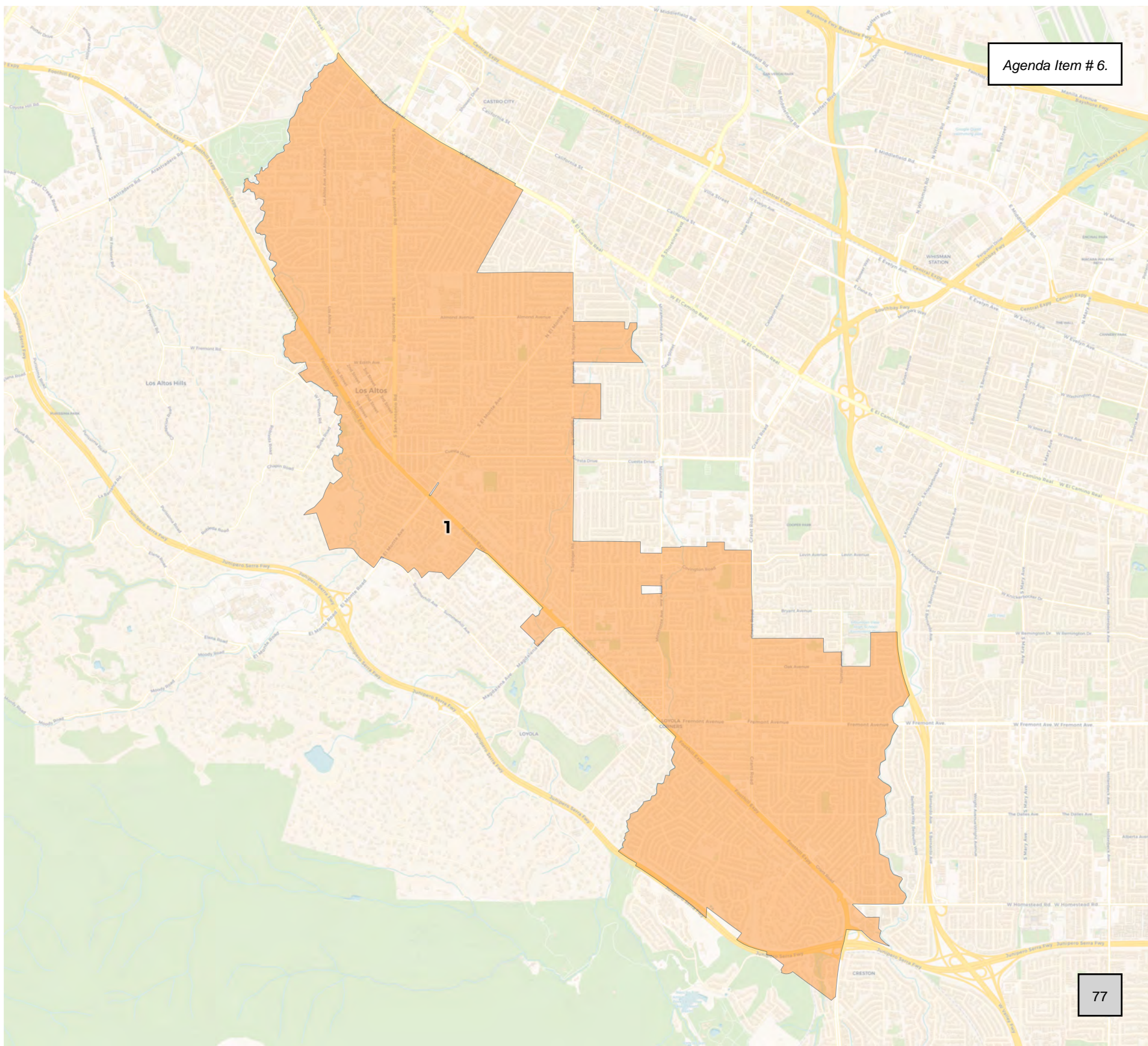












## 2020 Census

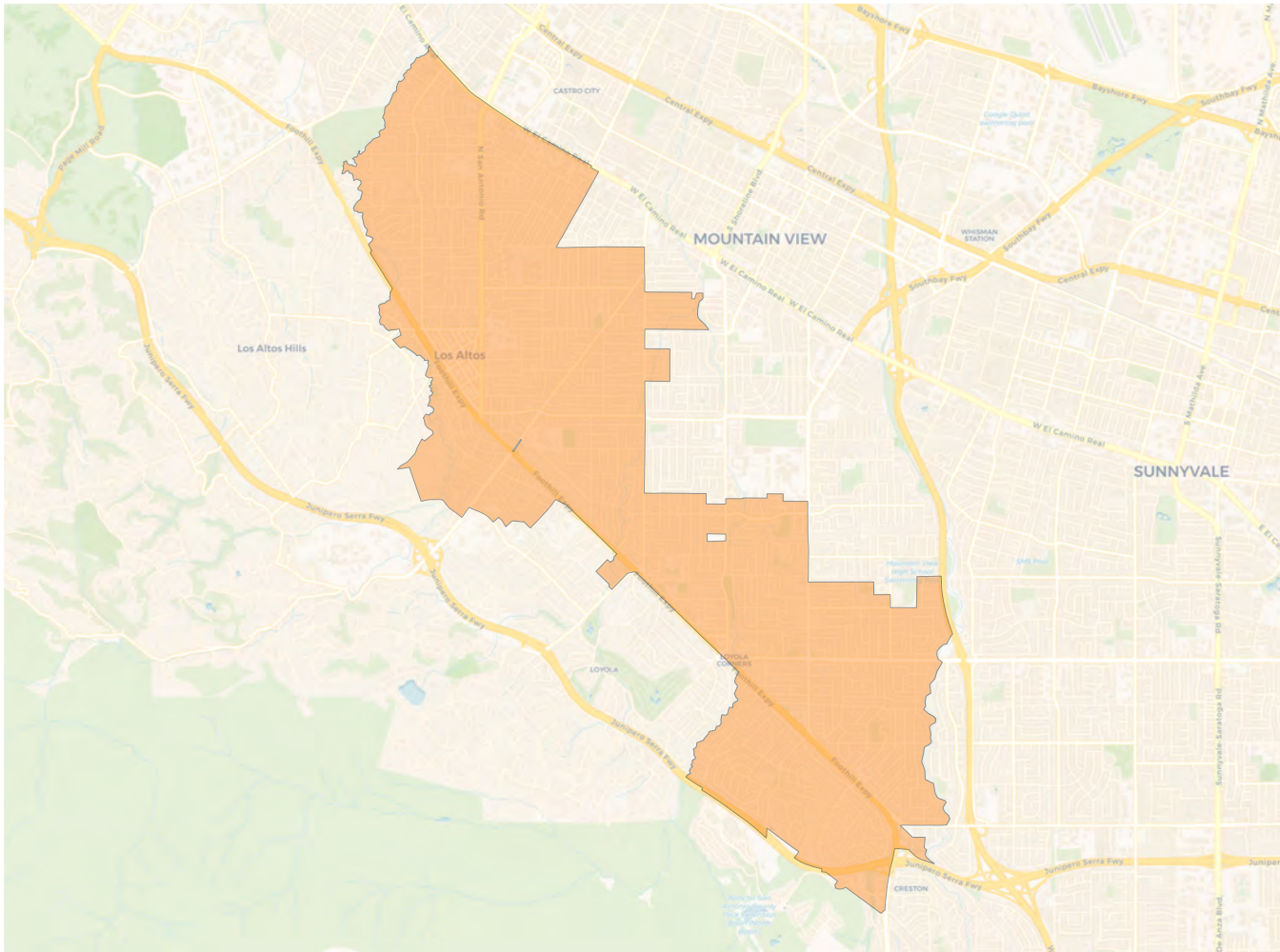
	1
Population	31,668
Deviation	0
Deviation %	0.0%
Other	18,784
Other %	59.3%
Latino	1,553
Latino %	4.9%
Asian	11,147
Asian %	35.2%
Black	184
Black %	0.6%

## Citizen Voting Age Population (CVAP)

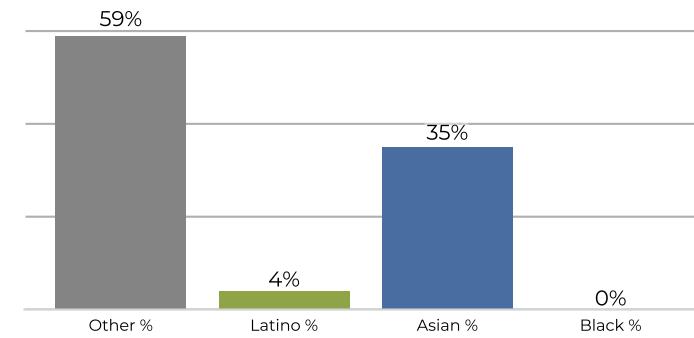
	1
Total CVAP	20,079
Other CVAP	13,422
Other CVAP %	66.8%
Latino CVAP	838
Latino CVAP %	4.2%
Asian CVAP	5,614
Asian CVAP %	28.0%
Black CVAP	205
Black CVAP %	1.0%



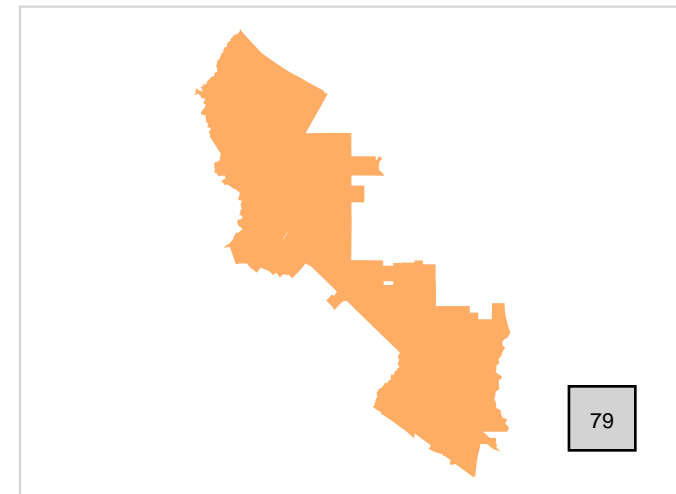
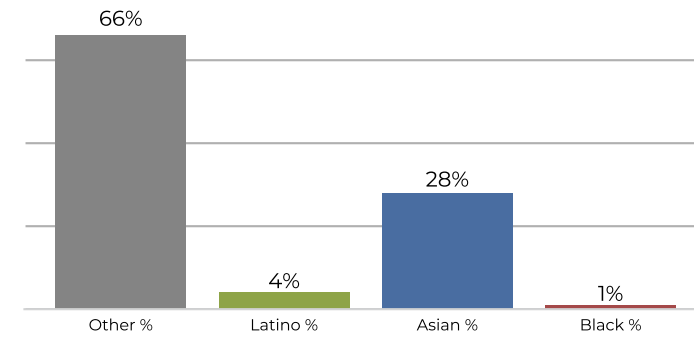
**District 1**



**2020 Census**

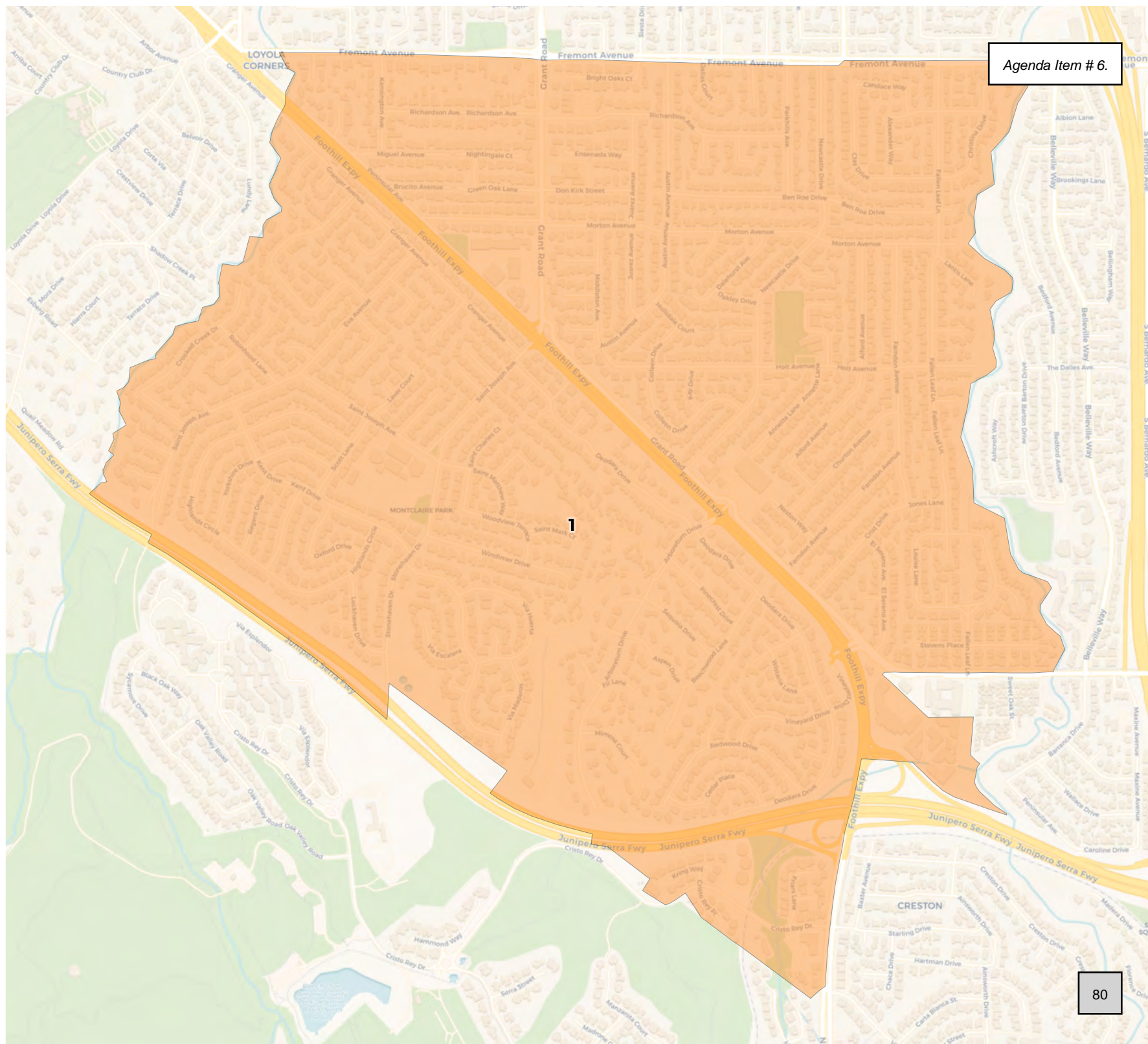


**Citizen Voting Age Population**



Population	Deviation	Deviation %	Other	Other %	Latino	Latino %	Asian	Asian %	Black	Black %
31,668	0	0.0%	18,784	59.3%	1,553	4.9%	11,147	35.2%	184	0.6%
Total CVAP	Other CVAP	Other CVAP %	Latino CVAP	Latino CVAP %	Asian CVAP	Asian CVAP %	Black CVAP	Black CVAP %		
20,079	13,422	66.8%	838	4.2%	5,614	28.0%	205	1.0%		





Agenda Item # 6.



## 2020 Census

1

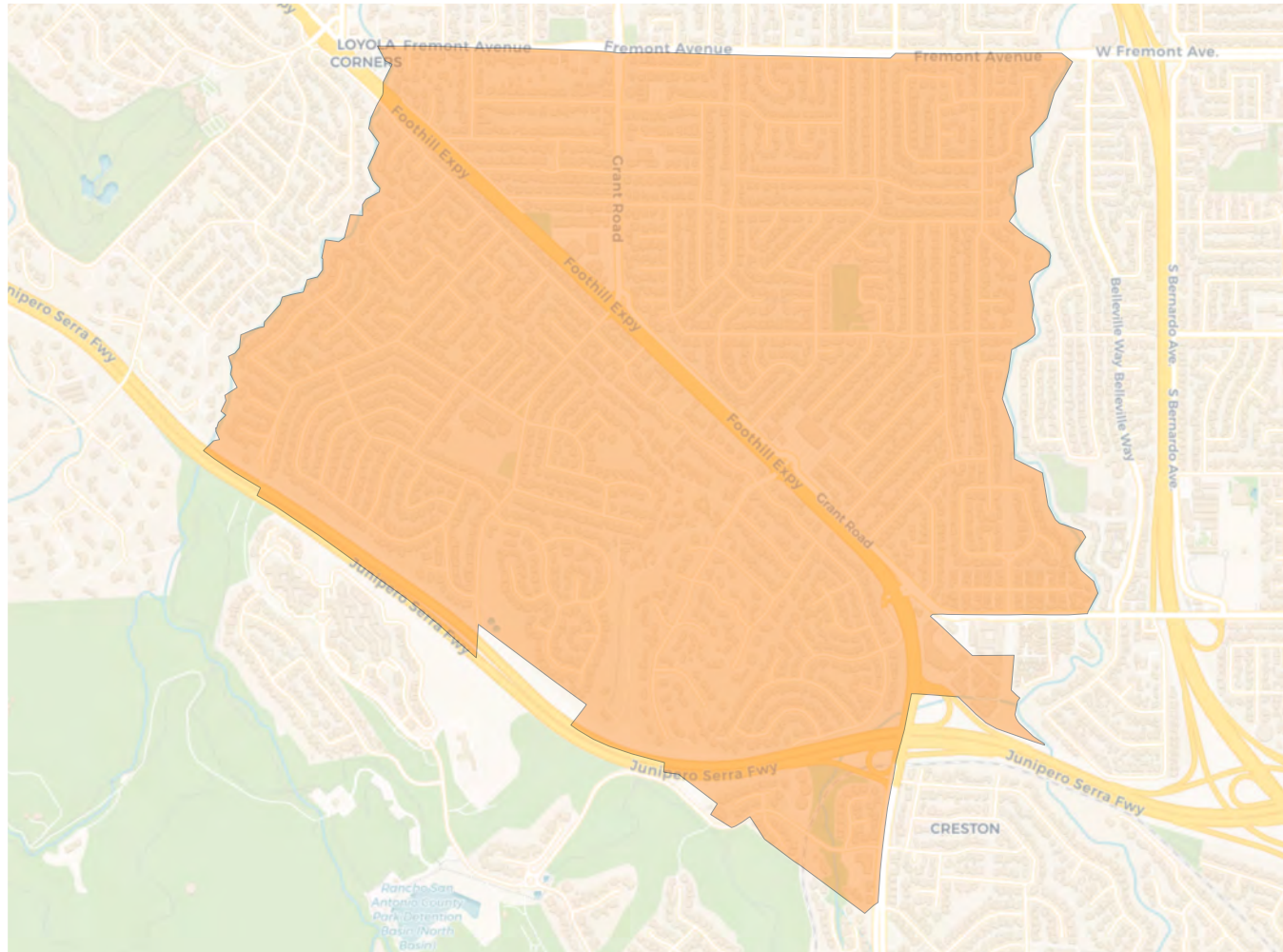
Population	7,282
Deviation	0
Deviation %	0.0%
Other	4,171
Other %	57.3%
Latino	390
Latino %	5.4%
Asian	2,679
Asian %	36.8%
Black	42
Black %	0.6%

## Citizen Voting Age Population (CVAP)

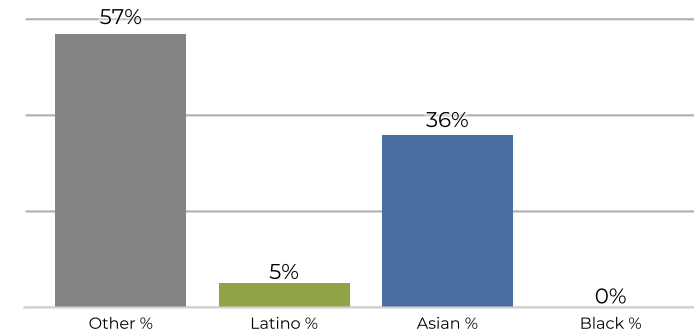
1

Total CVAP	4,574
Other CVAP	2,685
Other CVAP %	58.7%
Latino CVAP	287
Latino CVAP %	6.3%
Asian CVAP	1,576
Asian CVAP %	34.5%
Black CVAP	26
Black CVAP %	0.6%

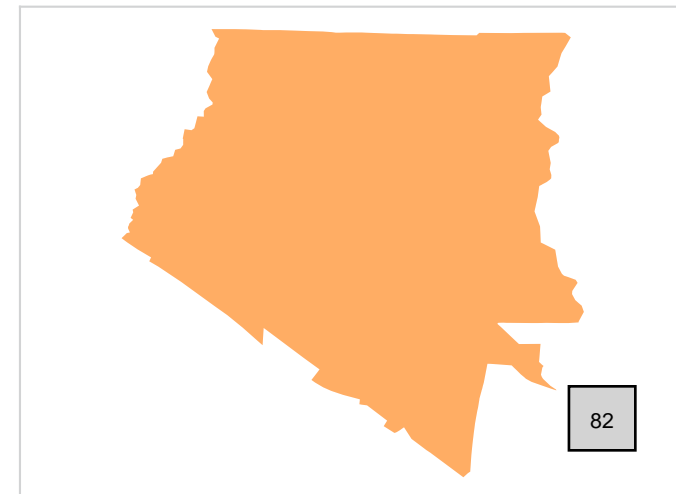
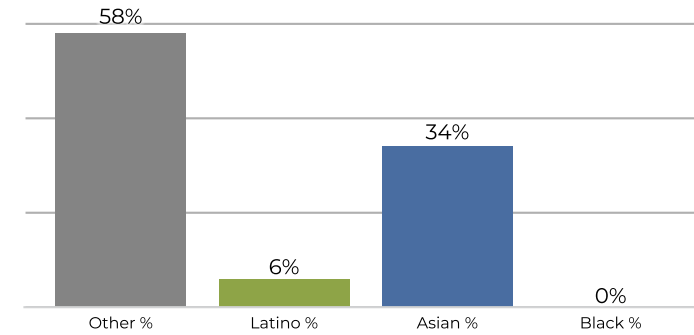
**District 1**



**2020 Census**

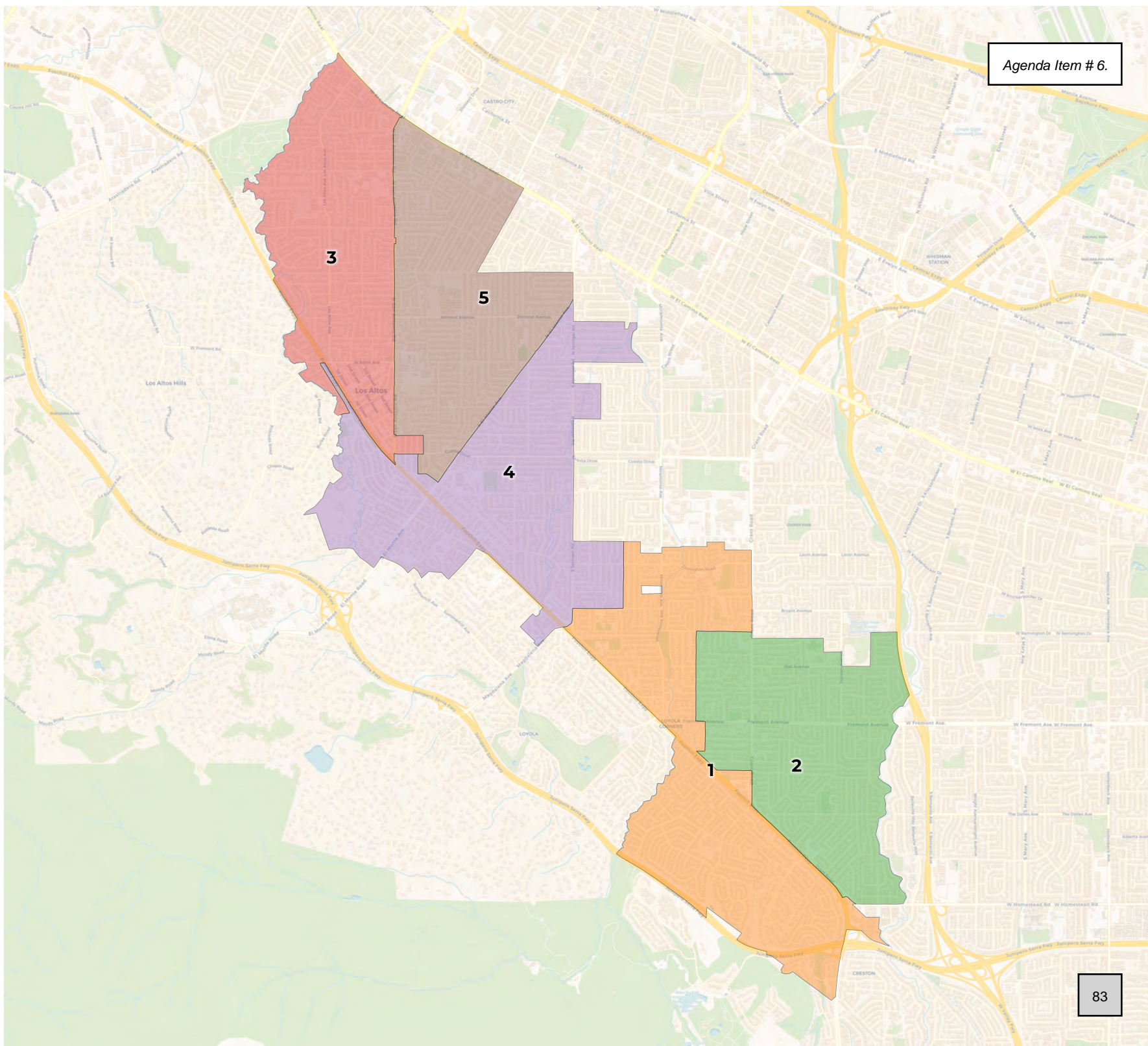


**Citizen Voting Age Population**



Population	Deviation	Deviation %	Other	Other %	Latino	Latino %	Asian	Asian %	Black	Black %
7,282	0	0.0%	4,171	57.3%	390	5.4%	2,679	36.8%	42	0.6%
<b>Total CVAP</b>	<b>Other CVAP</b>	<b>Other CVAP %</b>	<b>Latino CVAP</b>	<b>Latino CVAP %</b>	<b>Asian CVAP</b>	<b>Asian CVAP %</b>	<b>Black CVAP</b>	<b>Black CVAP %</b>		
4,574	2,685	58.7%	287	6.3%	1,576	34.5%	26	0.6%		





**2020 Census**

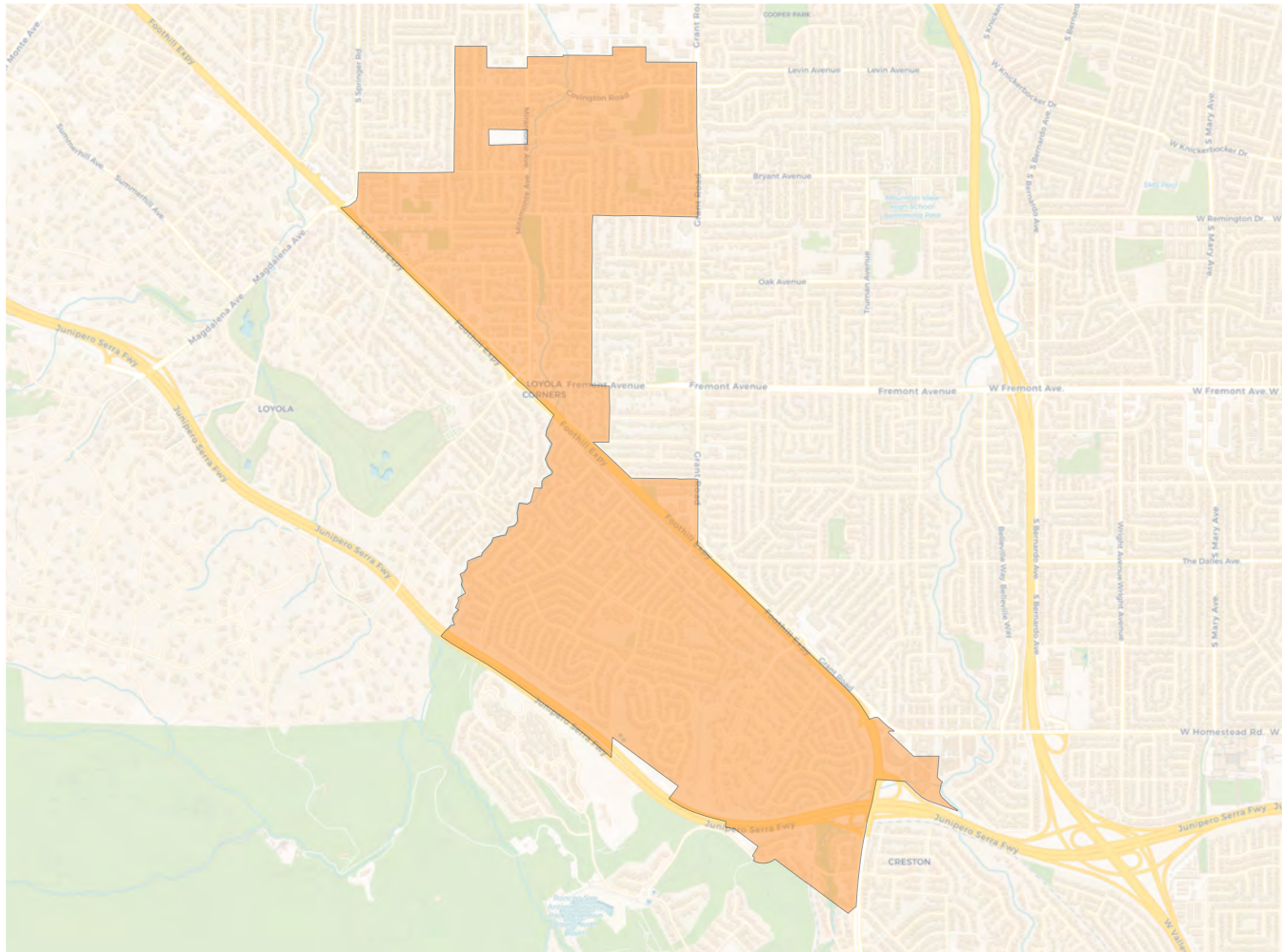
	1	2	3	4	5
Population	6,387	6,311	6,401	6,403	6,166
Deviation	53	-23	67	69	-168
Deviation %	0.8%	-0.4%	1.1%	1.1%	-2.7%
Other	3,734	3,592	3,934	3,996	3,528
Other %	58.5%	56.9%	61.5%	62.4%	57.2%
Latino	346	293	319	292	303
Latino %	5.4%	4.6%	5.0%	4.6%	4.9%
Asian	2,268	2,393	2,108	2,081	2,297
Asian %	35.5%	37.9%	32.9%	32.5%	37.3%
Black	39	33	40	34	38
Black %	0.6%	0.5%	0.6%	0.5%	0.6%

**Citizen Voting Age Population (CVAP)**

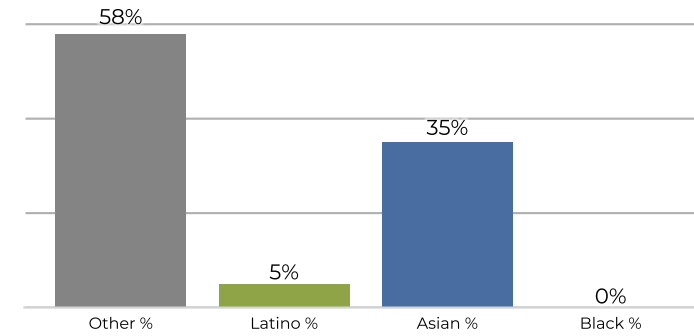
	1	2	3	4	5
Total CVAP	4,066	4,521	3,390	4,228	3,876
Other CVAP	2,377	2,941	2,445	3,183	2,478
Other CVAP %	58.5%	65.1%	72.1%	75.3%	63.9%
Latino CVAP	146	302	84	111	195
Latino CVAP %	3.6%	6.7%	2.5%	2.6%	5.0%
Asian CVAP	1,516	1,264	856	817	1,161
Asian CVAP %	37.3%	28.0%	25.3%	19.3%	30.0%
Black CVAP	27	14	5	117	84
Black CVAP %	0.7%	0.3%	0.1%	2.8%	1.1%



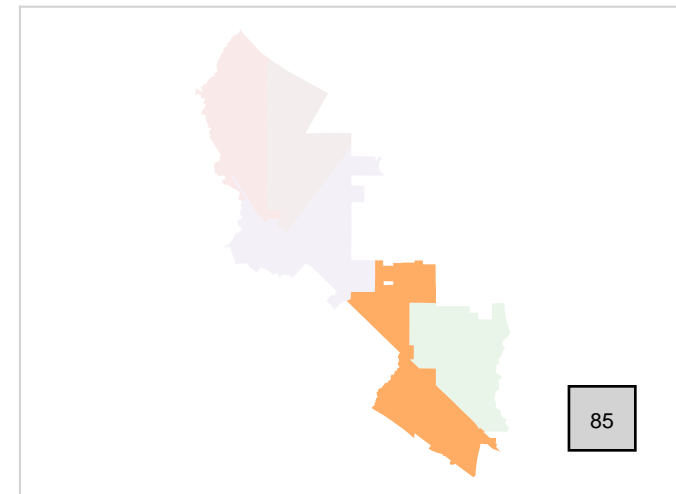
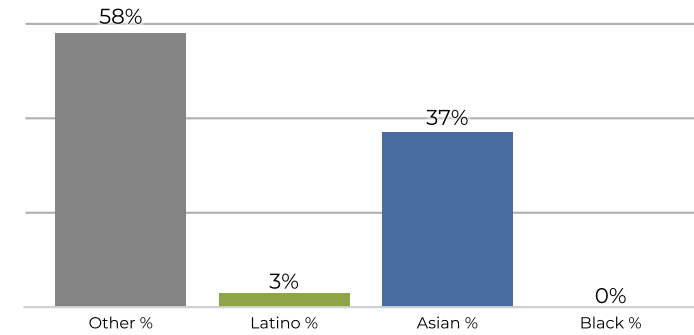
**District 1**



**2020 Census**

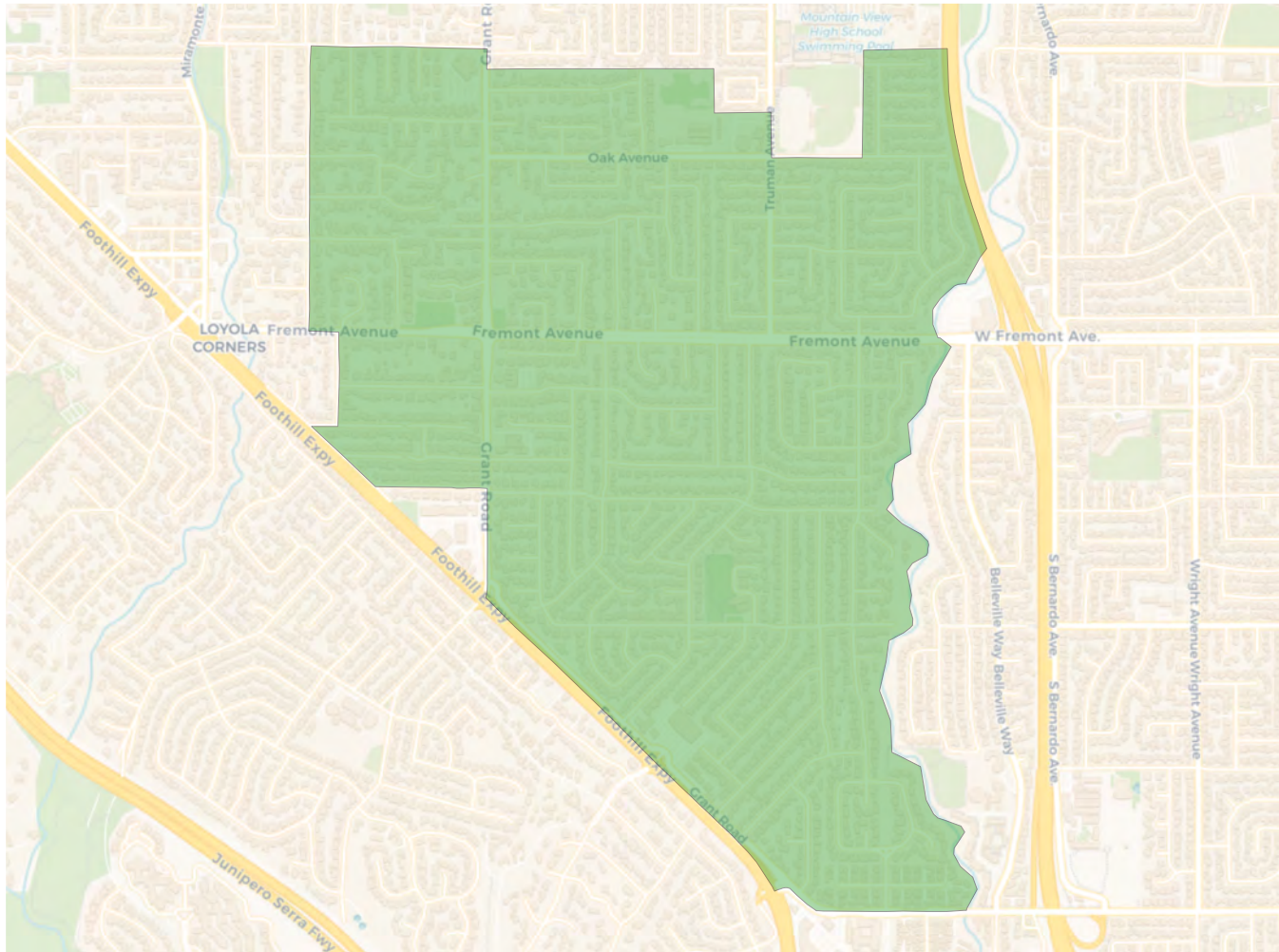


**Citizen Voting Age Population**

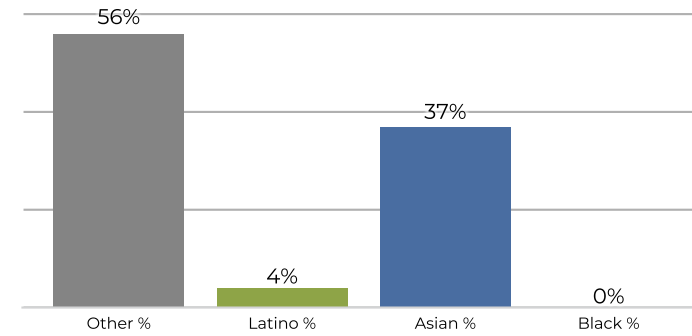


Population	Deviation	Deviation %	Other	Other %	Latino	Latino %	Asian	Asian %	Black	Black %
6,387	53	0.8%	3,734	58.5%	346	5.4%	2,268	35.5%	39	0.6%
Total CVAP	Other CVAP	Other CVAP %	Latino CVAP	Latino CVAP %	Asian CVAP	Asian CVAP %	Black CVAP	Black CVAP %		
4,066	2,377	58.5%	146	3.6%	1,516	37.3%	27	0.7%		

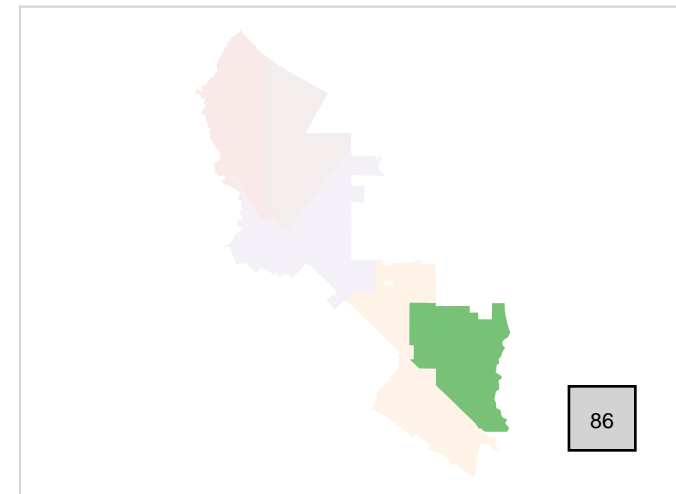
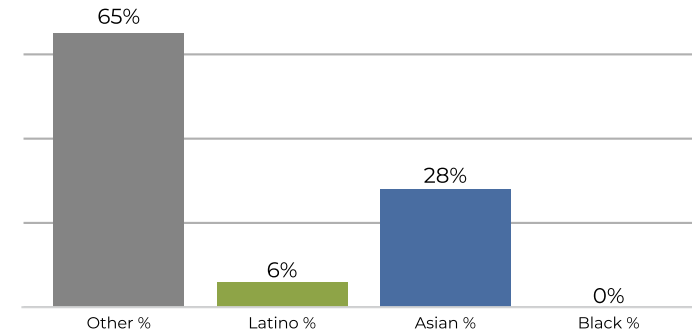
**District 2**



**2020 Census**



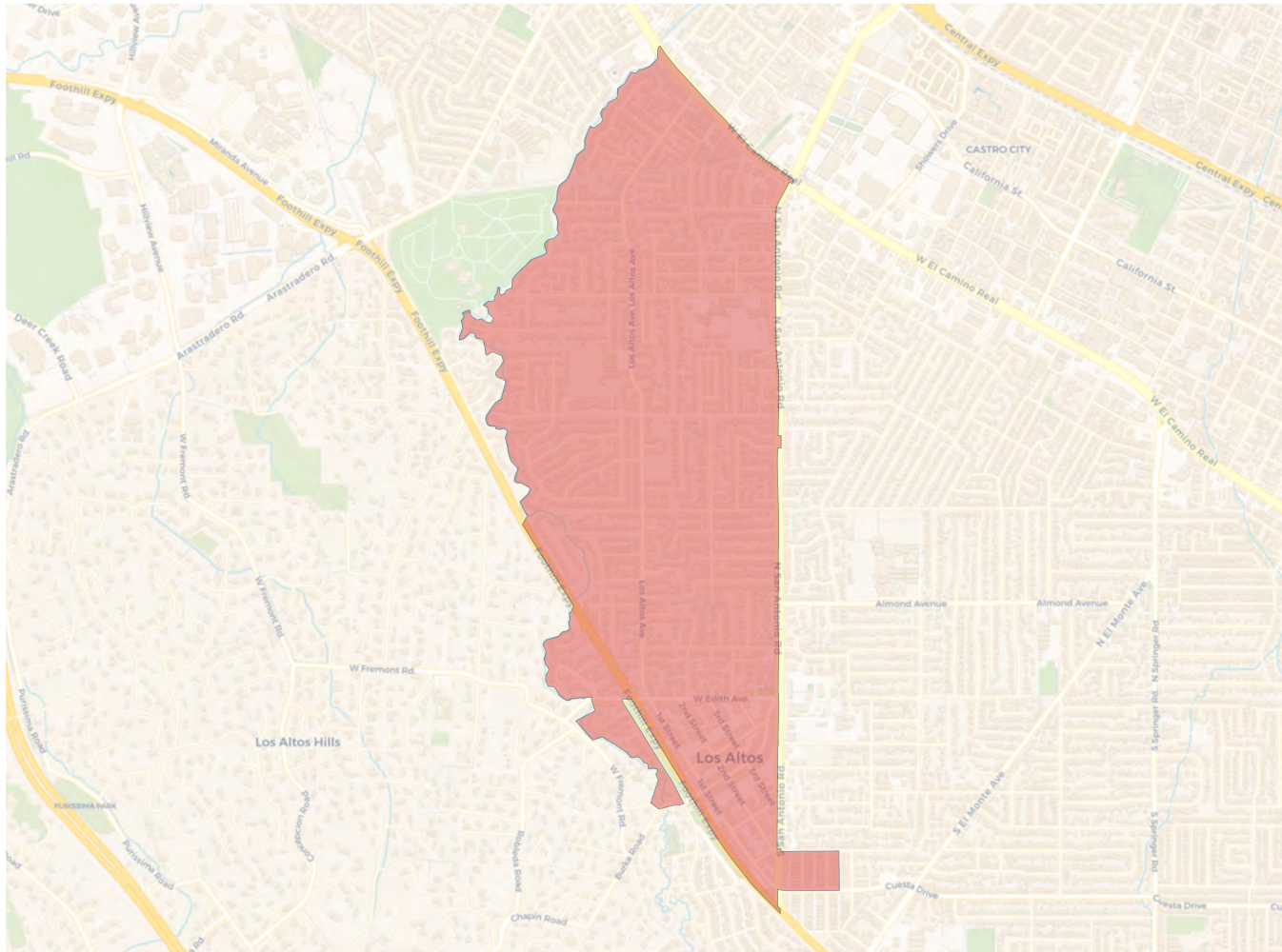
**Citizen Voting Age Population**



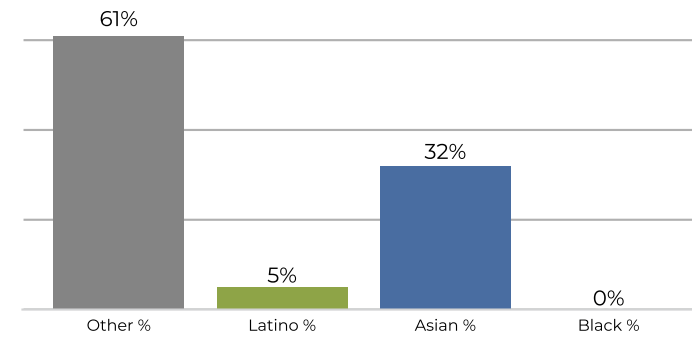
Population	Deviation	Deviation %	Other	Other %	Latino	Latino %	Asian	Asian %	Black	Black %
6,311	-23	-0.4%	3,592	56.9%	293	4.6%	2,393	37.9%	33	0.5%
Total CVAP	Other CVAP	Other CVAP %	Latino CVAP	Latino CVAP %	Asian CVAP	Asian CVAP %	Black CVAP	Black CVAP %		
4,521	2,941	65.1%	302	6.7%	1,264	28.0%	14	0.3%		



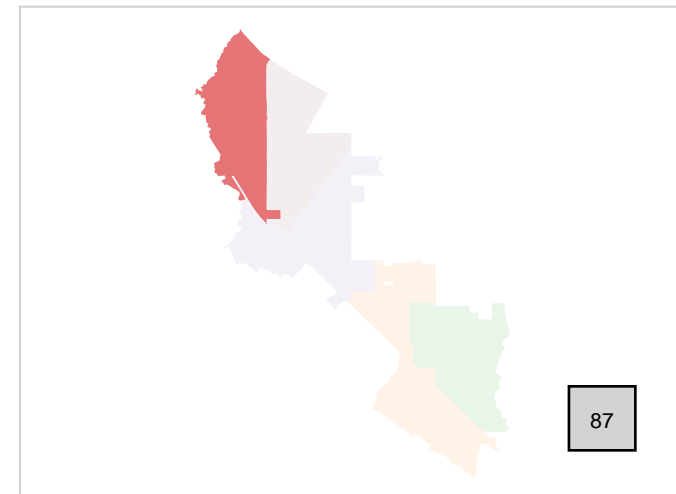
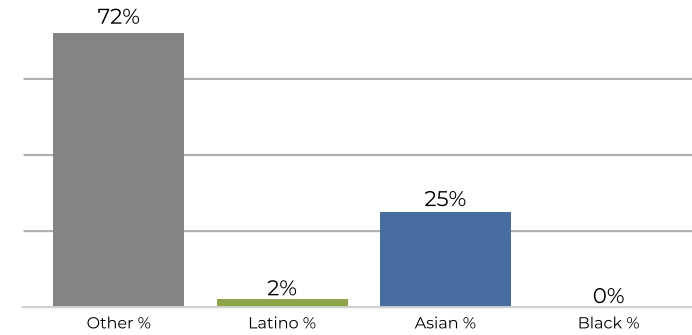
**District 3**



**2020 Census**

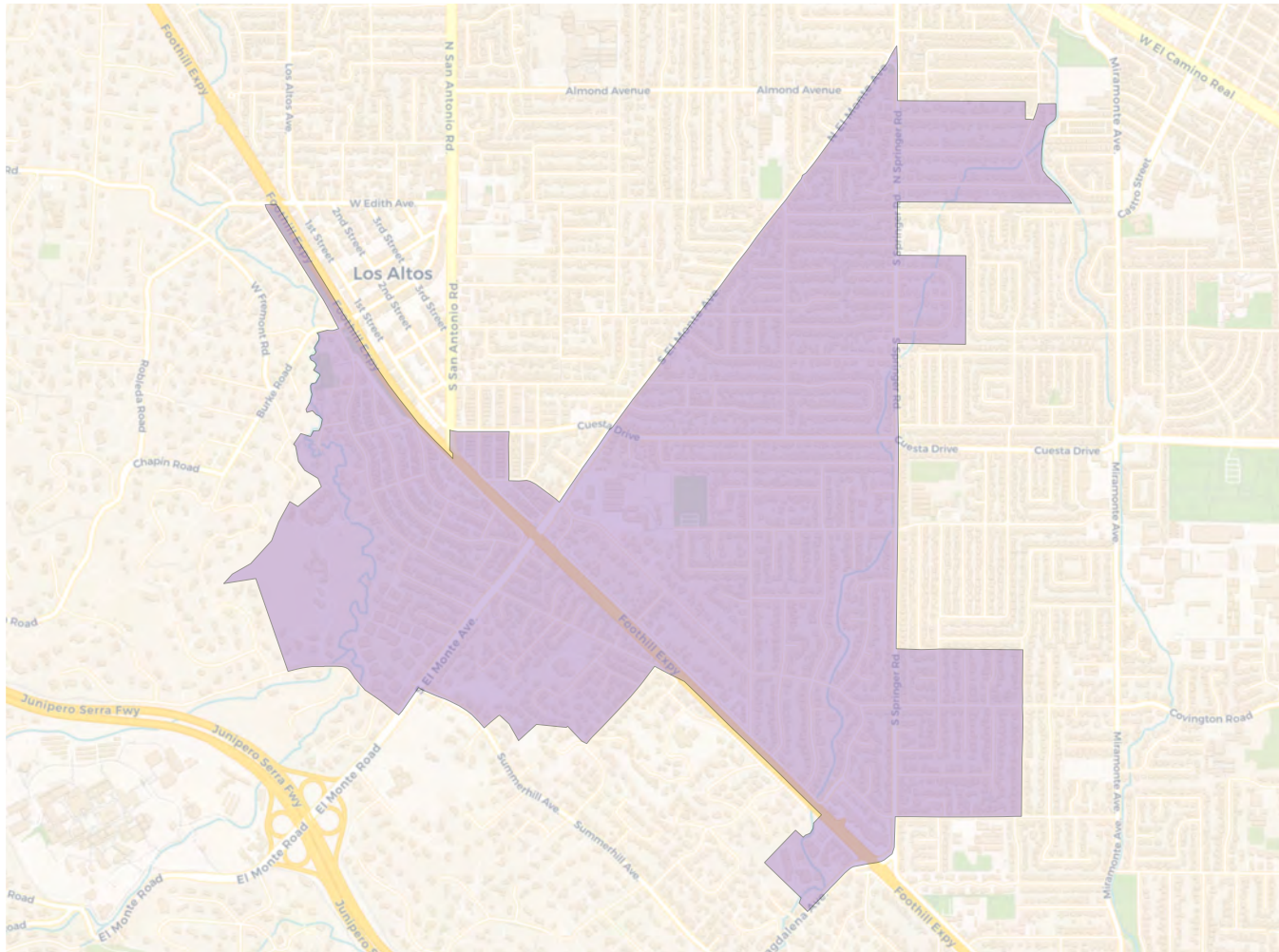


**Citizen Voting Age Population**

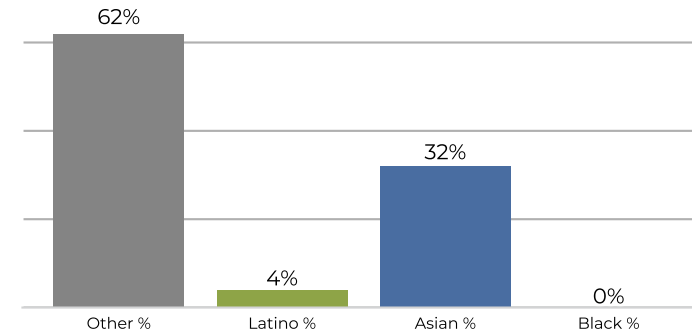


Population	Deviation	Deviation %	Other	Other %	Latino	Latino %	Asian	Asian %	Black	Black %
6,401	67	1.1%	3,934	61.5%	319	5.0%	2,108	32.9%	40	0.6%
Total CVAP	Other CVAP	Other CVAP %	Latino CVAP	Latino CVAP %	Asian CVAP	Asian CVAP %	Black CVAP	Black CVAP %		
3,390	2,445	72.1%	84	2.5%	856	25.3%	5	0.1%		

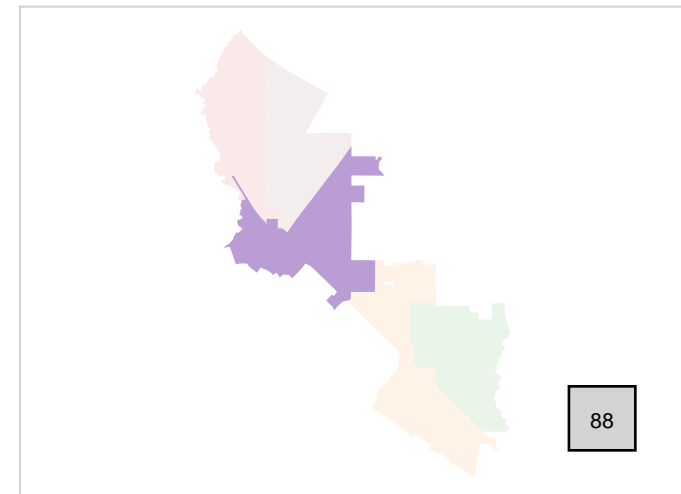
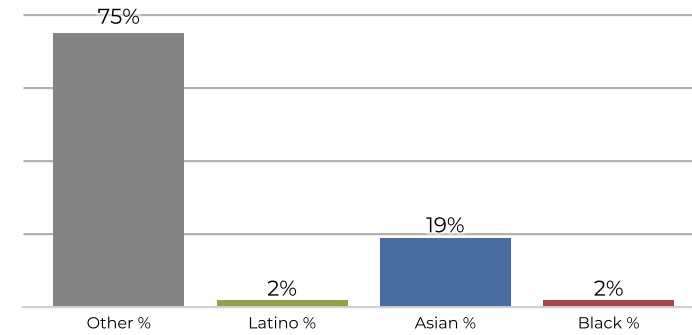
**District 4**



**2020 Census**



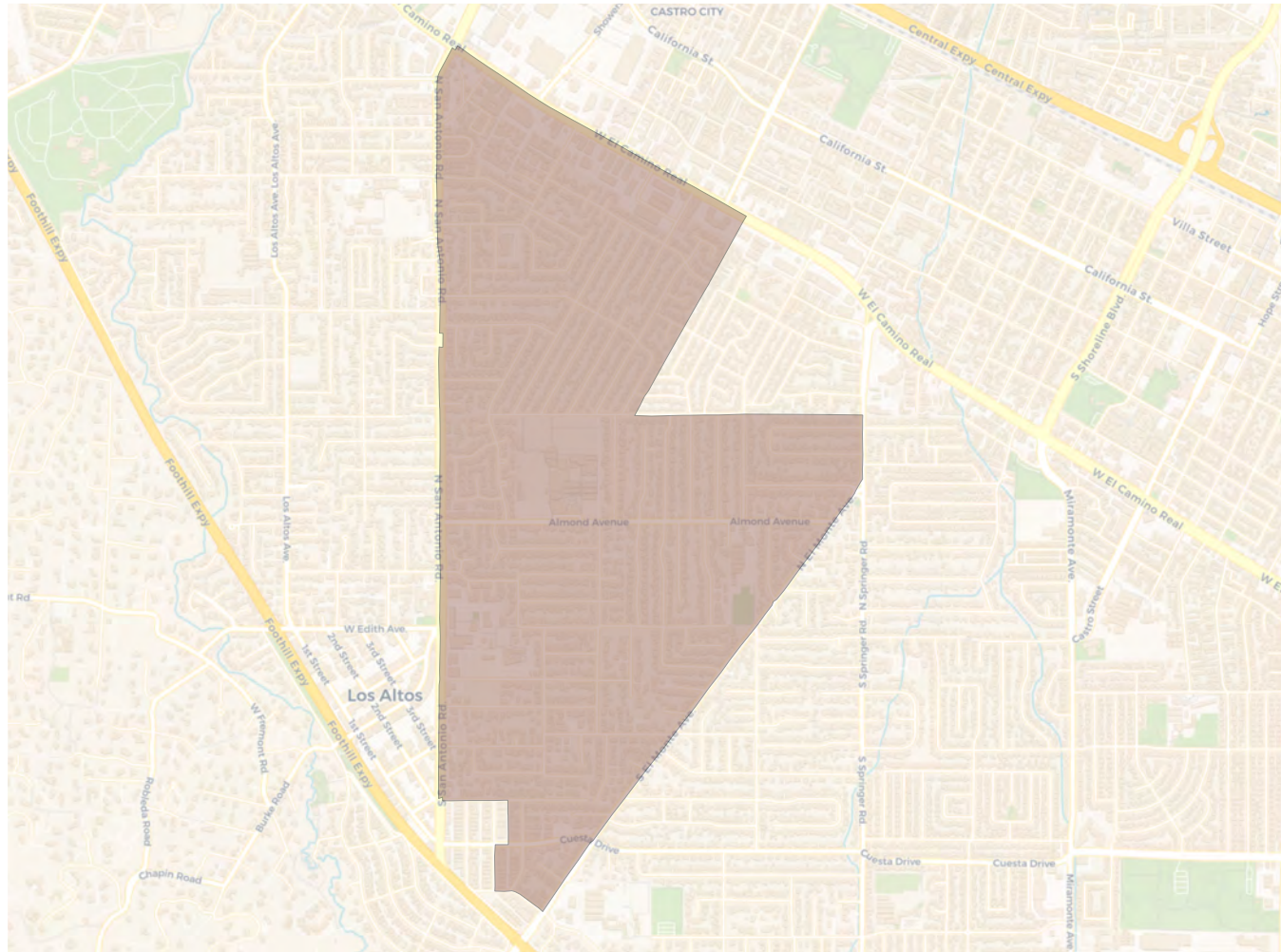
**Citizen Voting Age Population**



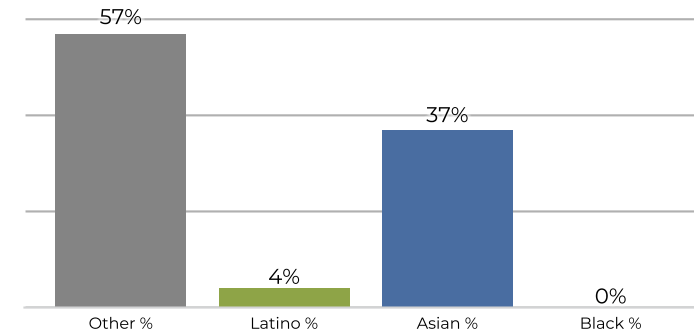
Population	Deviation	Deviation %	Other	Other %	Latino	Latino %	Asian	Asian %	Black	Black %
6,403	69	1.1%	3,996	62.4%	292	4.6%	2,081	32.5%	34	0.5%
Total CVAP	Other CVAP	Other CVAP %	Latino CVAP	Latino CVAP %	Asian CVAP	Asian CVAP %	Black CVAP	Black CVAP %		
4,228	3,183	75.3%	111	2.6%	817	19.3%	117	2.8%		



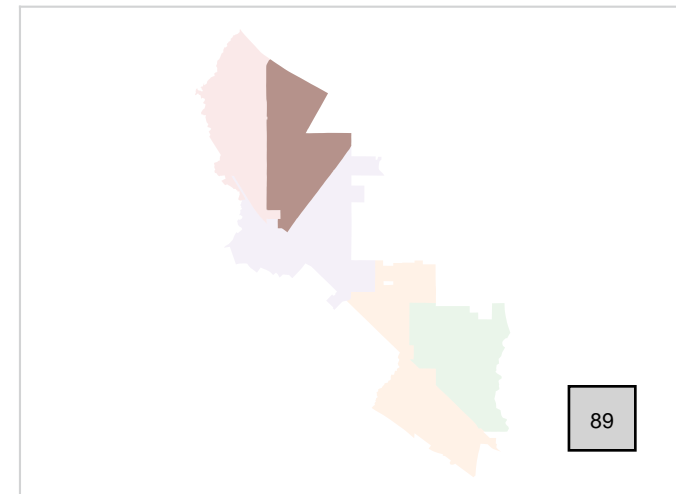
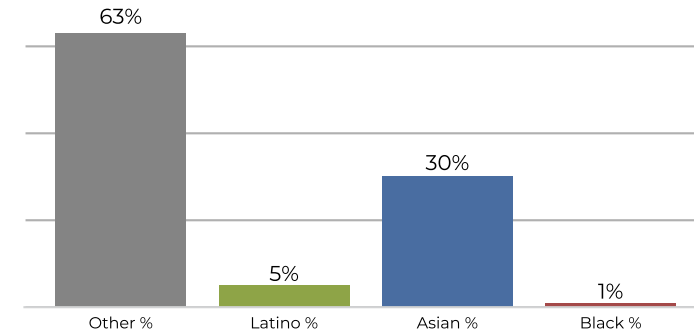
**District 5**



**2020 Census**

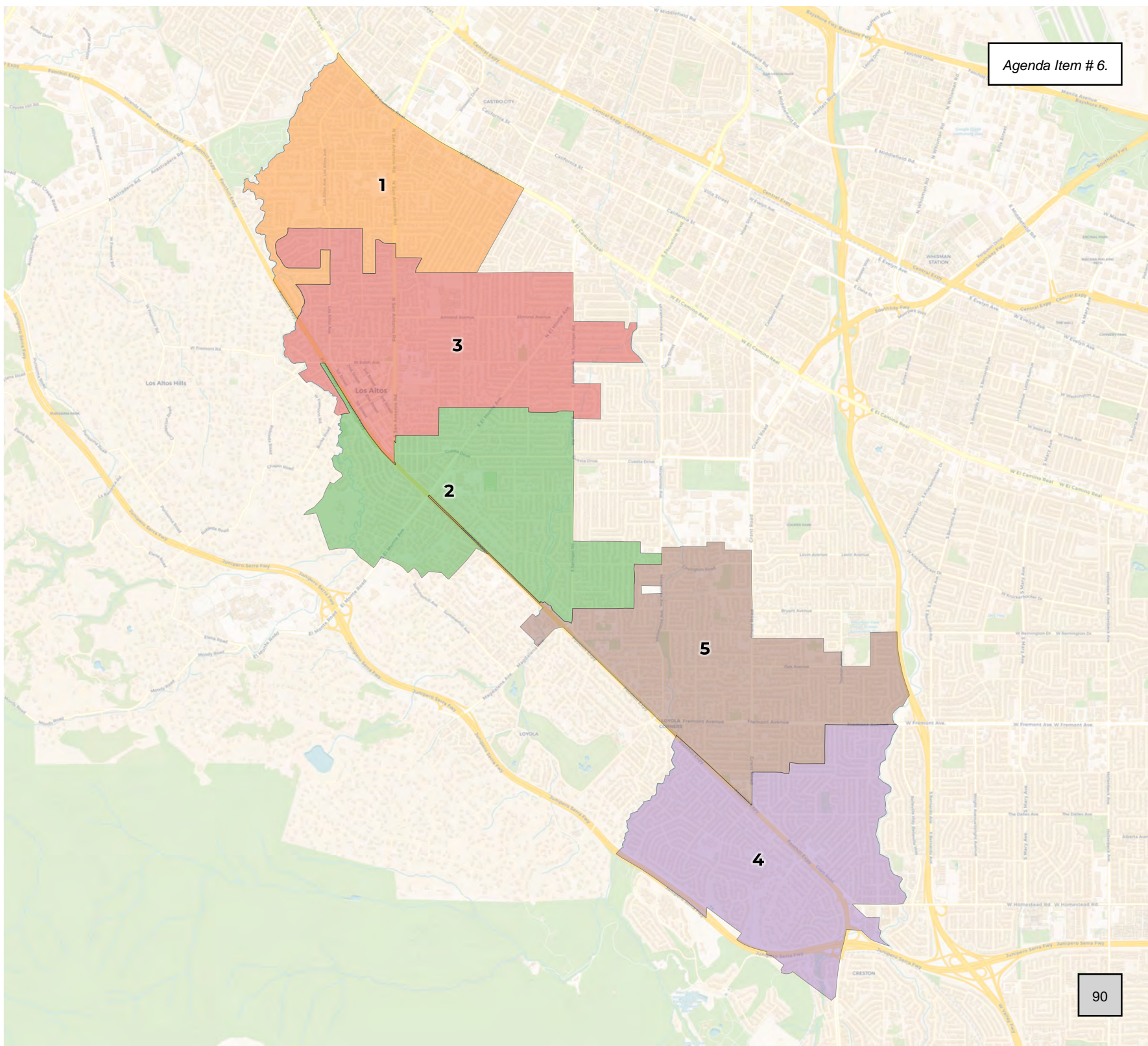


**Citizen Voting Age Population**



Population	Deviation	Deviation %	Other	Other %	Latino	Latino %	Asian	Asian %	Black	Black %
6,166	-168	-2.7%	3,528	57.2%	303	4.9%	2,297	37.3%	38	0.6%
Total CVAP	Other CVAP	Other CVAP %	Latino CVAP	Latino CVAP %	Asian CVAP	Asian CVAP %	Black CVAP	Black CVAP %		
3,876	2,478	63.9%	195	5.0%	1,161	30.0%	42	1.1%		





**2020 Census**

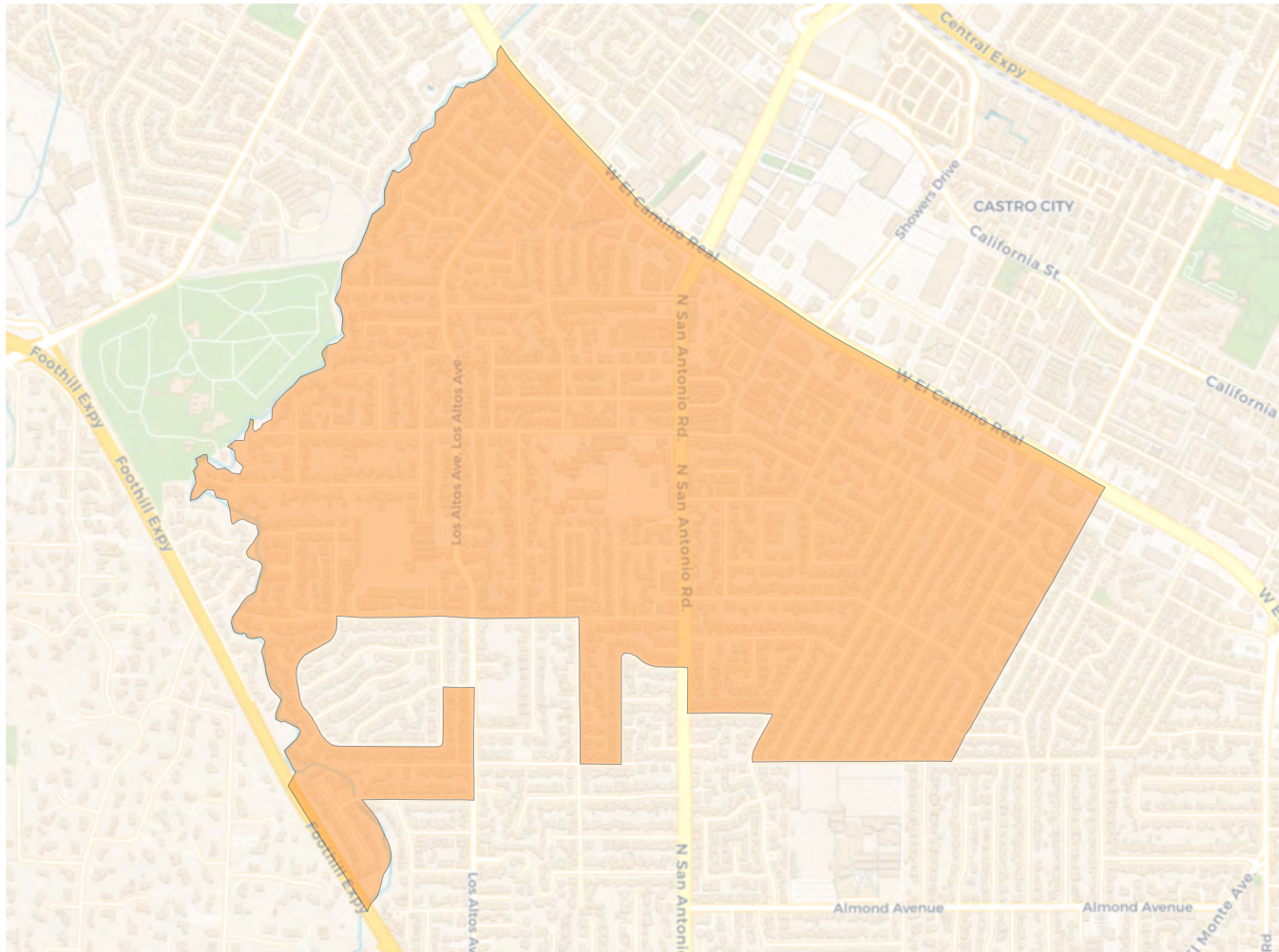
	1	2	3	4	5
Population	6,403	6,335	6,418	6,297	6,215
Deviation	69	1	84	-37	-119
Deviation %	1.1%	0.0%	1.3%	-0.6%	-1.9%
Other	3,720	3,893	3,964	3,615	3,592
Other %	58.1%	61.5%	61.8%	57.4%	57.8%
Latino	341	287	299	315	311
Latino %	5.3%	4.5%	4.7%	5.0%	5.0%
Asian	2,288	2,128	2,124	2,330	2,277
Asian %	35.7%	33.6%	33.1%	37.0%	36.6%
Black	54	27	31	37	35
Black %	0.8%	0.4%	0.5%	0.6%	0.6%

**Citizen Voting Age Population (CVAP)**

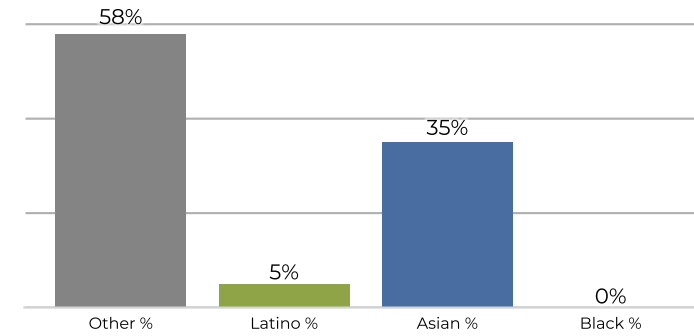
	1	2	3	4	5
Total CVAP	3,704	4,189	3,705	3,885	4,598
Other CVAP	2,467	3,060	2,669	2,177	3,051
Other CVAP %	66.6%	73.0%	72.0%	56.0%	66.4%
Latino CVAP	170	141	80	222	225
Latino CVAP %	4.6%	3.4%	2.2%	5.7%	4.9%
Asian CVAP	1,043	859	945	1,474	1,293
Asian CVAP %	28.2%	20.5%	25.5%	37.9%	28.1%
Black CVAP	24	129	11	12	91
Black CVAP %	0.6%	3.1%	0.3%	0.3%	0.6%



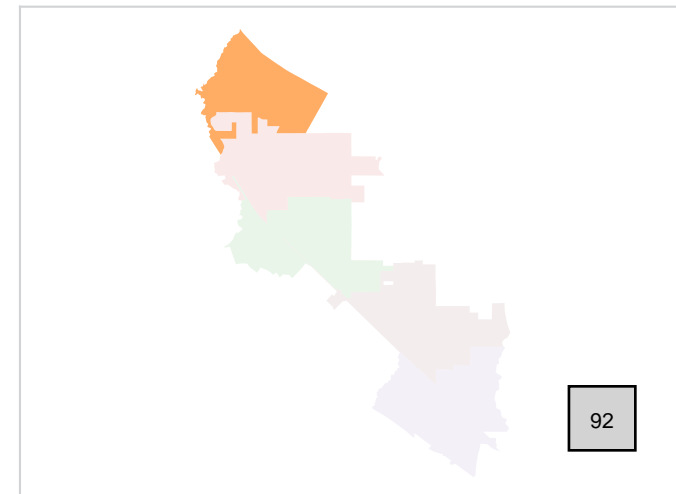
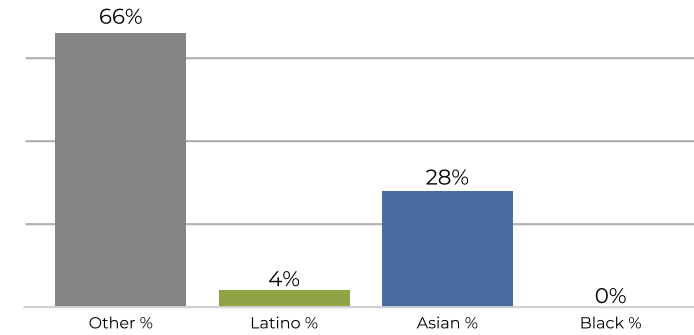
**District 1**



**2020 Census**

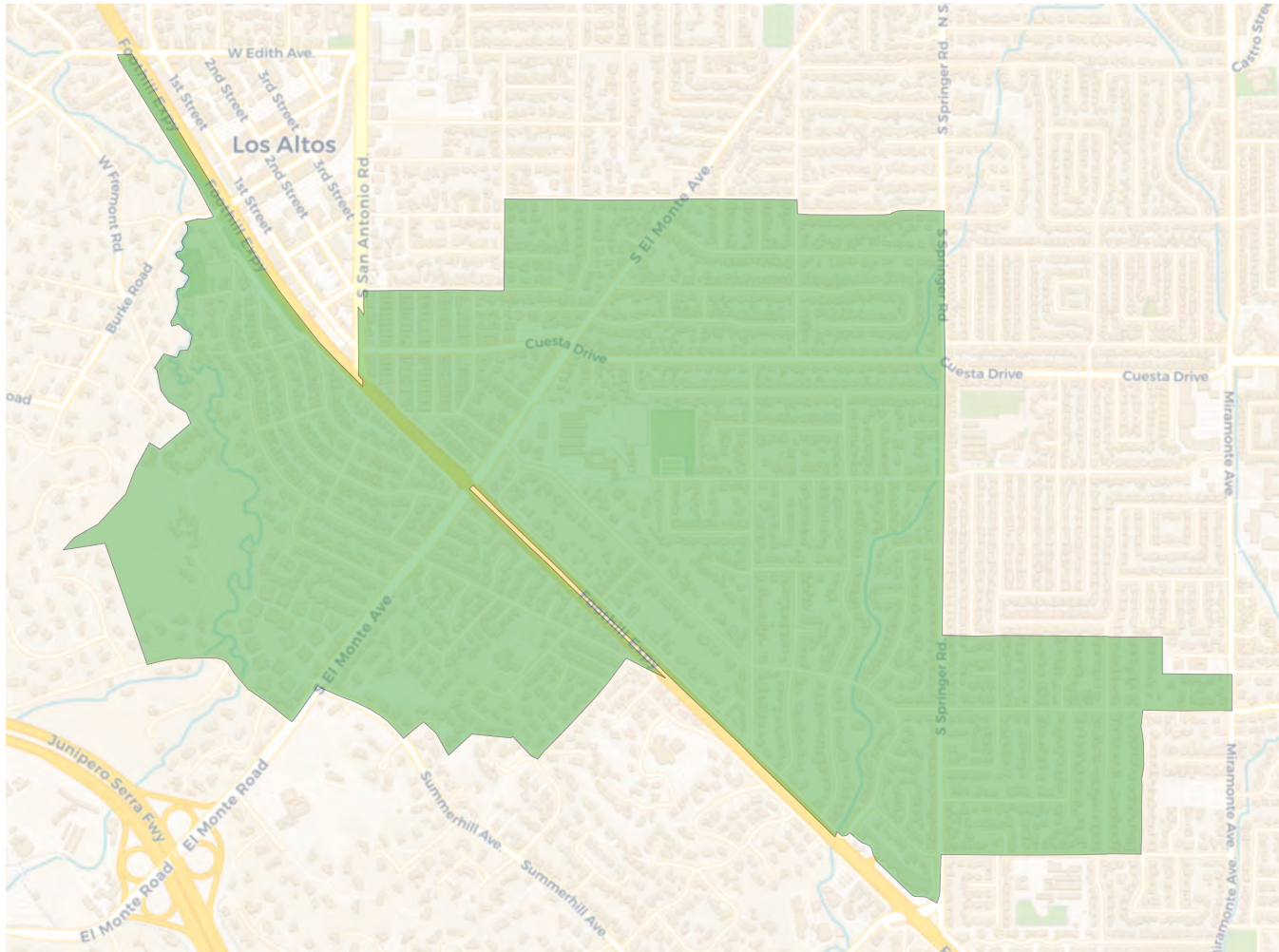


**Citizen Voting Age Population**

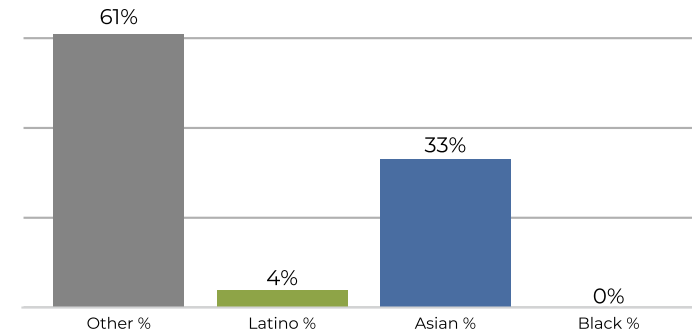


Population	Deviation	Deviation %	Other	Other %	Latino	Latino %	Asian	Asian %	Black	Black %
6,403	69	1.1%	3,720	58.1%	341	5.3%	2,288	35.7%	54	0.8%
Total CVAP	Other CVAP	Other CVAP %	Latino CVAP	Latino CVAP %	Asian CVAP	Asian CVAP %	Black CVAP	Black CVAP %		
3,704	2,467	66.6%	170	4.6%	1,043	28.2%	24	0.6%		

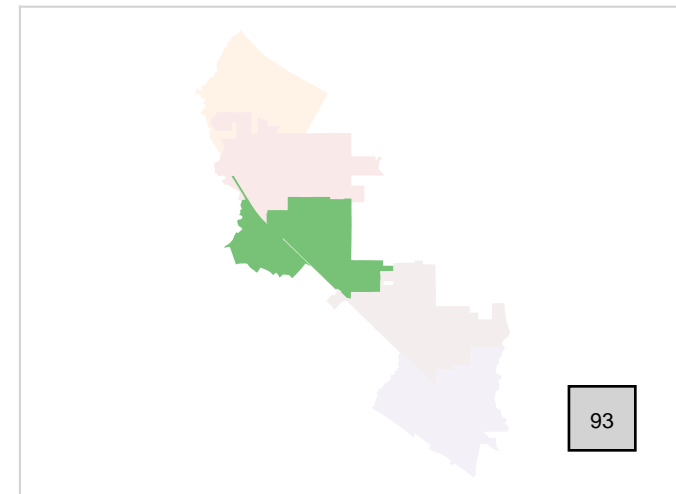
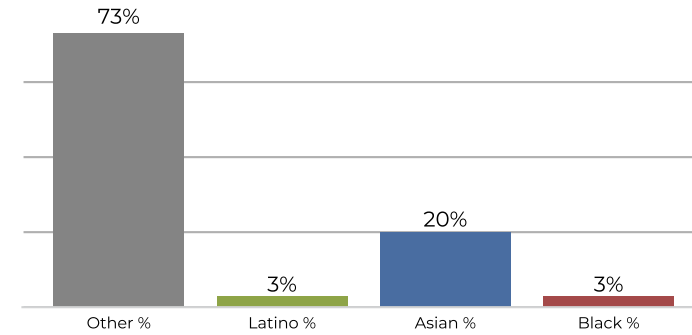
**District 2**



**2020 Census**



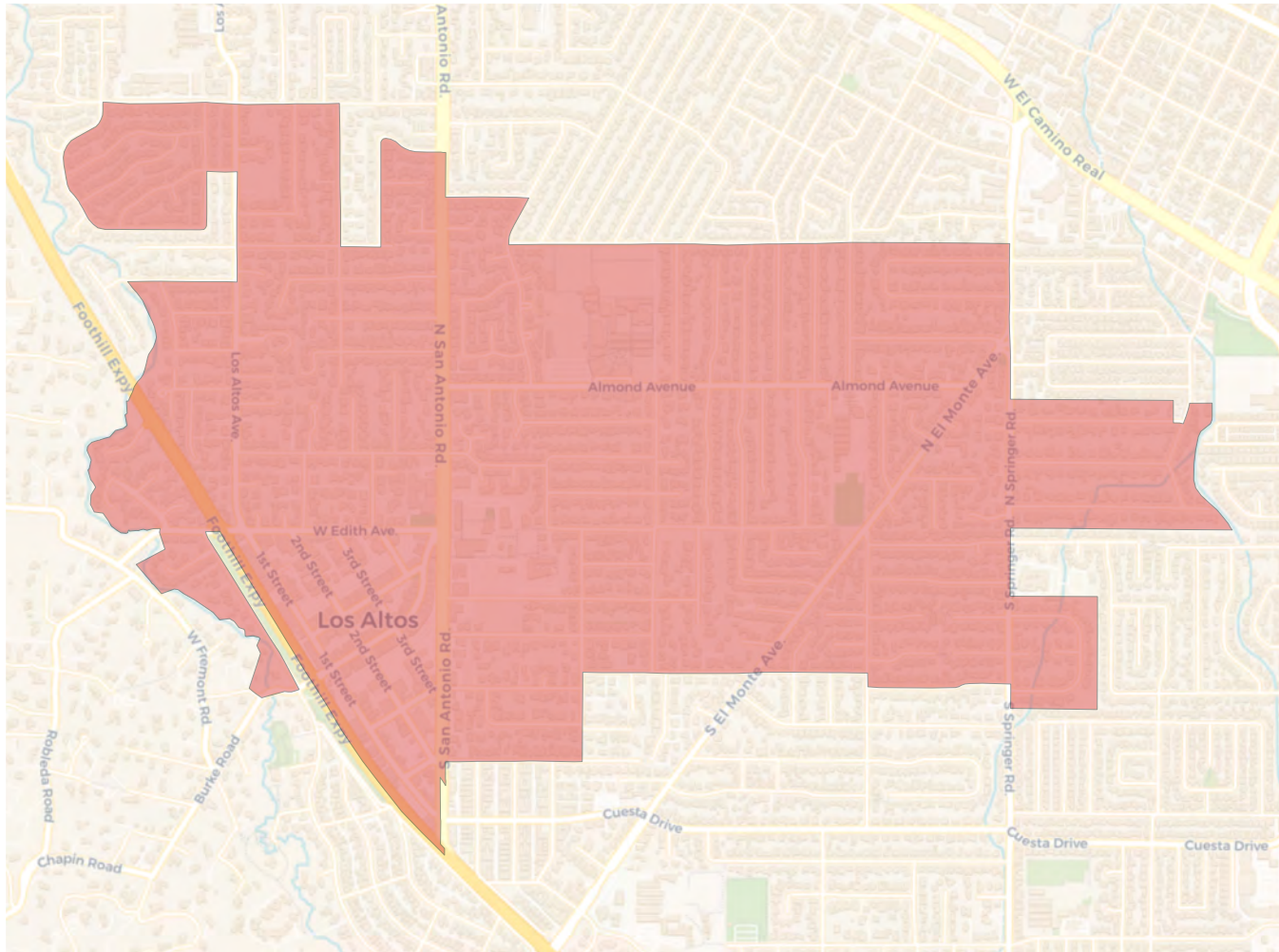
**Citizen Voting Age Population**



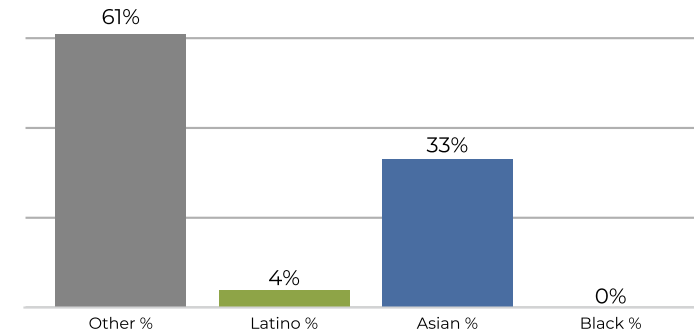
Population	Deviation	Deviation %	Other	Other %	Latino	Latino %	Asian	Asian %	Black	Black %
6,335	1	0.0%	3,893	61.5%	287	4.5%	2,128	33.6%	27	0.4%
Total CVAP	Other CVAP	Other CVAP %	Latino CVAP	Latino CVAP %	Asian CVAP	Asian CVAP %	Black CVAP	Black CVAP %		
4,189	3,060	73.0%	141	3.4%	859	20.5%	129	3.1%		



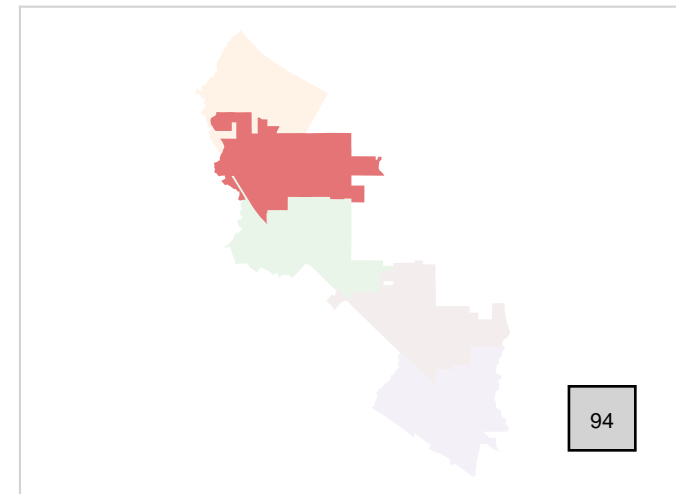
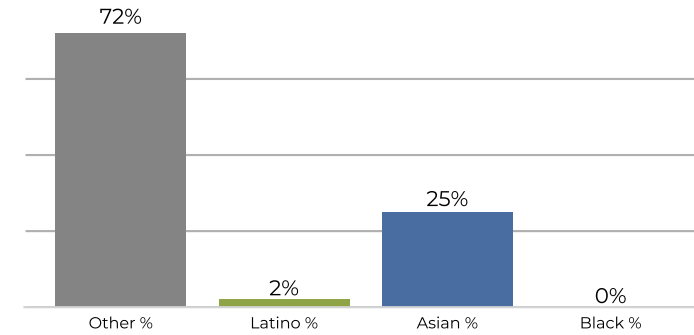
**District 3**



**2020 Census**

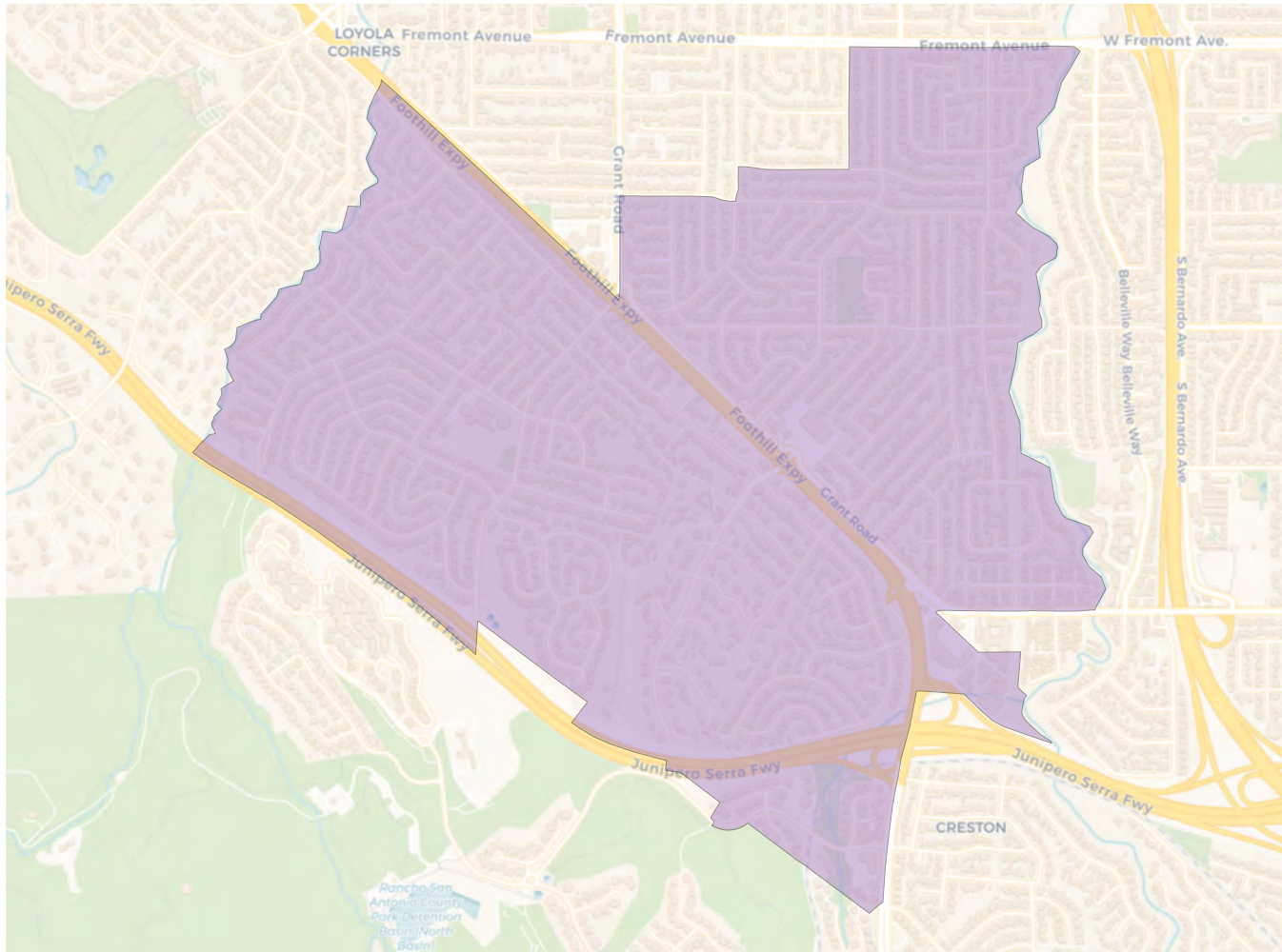


**Citizen Voting Age Population**

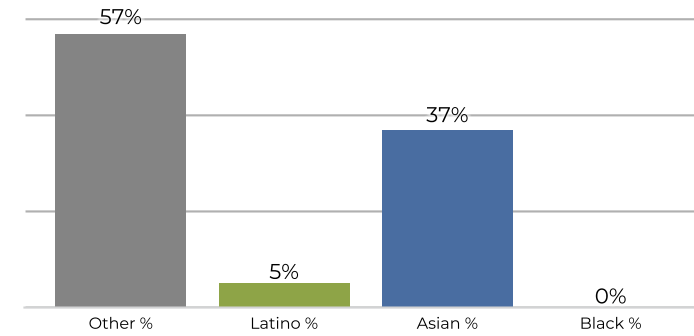


Population	Deviation	Deviation %	Other	Other %	Latino	Latino %	Asian	Asian %	Black	Black %
6,418	84	1.3%	3,964	61.8%	299	4.7%	2,124	33.1%	31	0.5%
Total CVAP	Other CVAP	Other CVAP %	Latino CVAP	Latino CVAP %	Asian CVAP	Asian CVAP %	Black CVAP	Black CVAP %		
3,705	2,669	72.0%	80	2.2%	945	25.5%	11	0.3%		

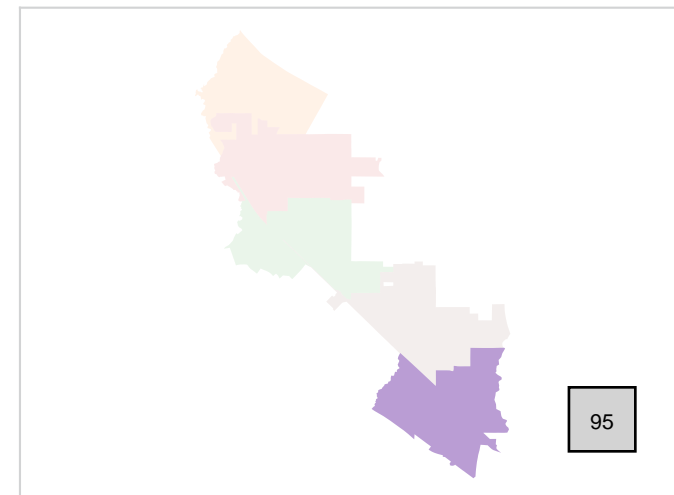
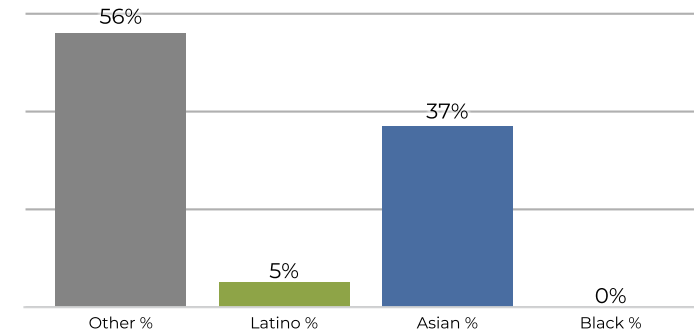
**District 4**



**2020 Census**



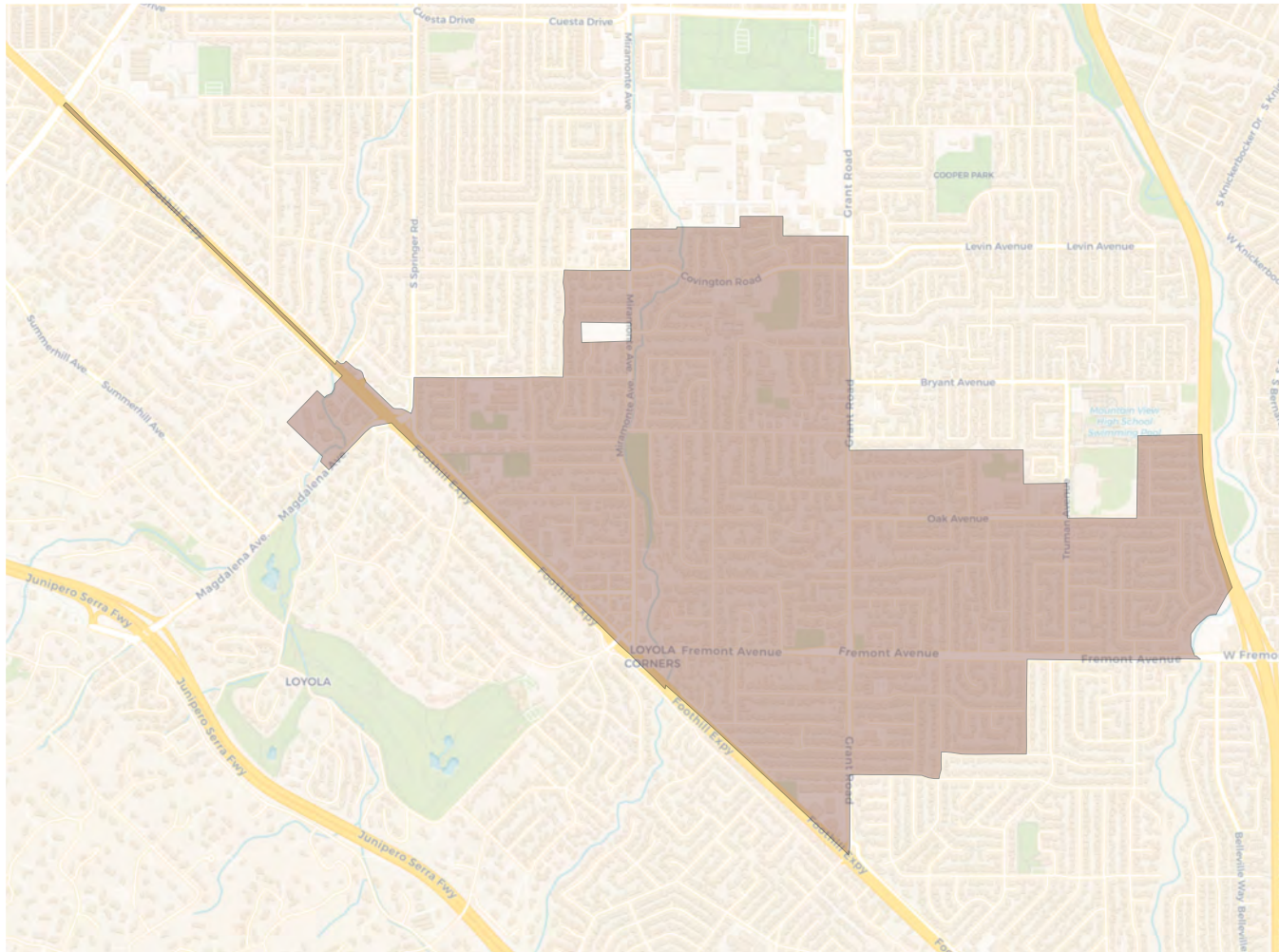
**Citizen Voting Age Population**



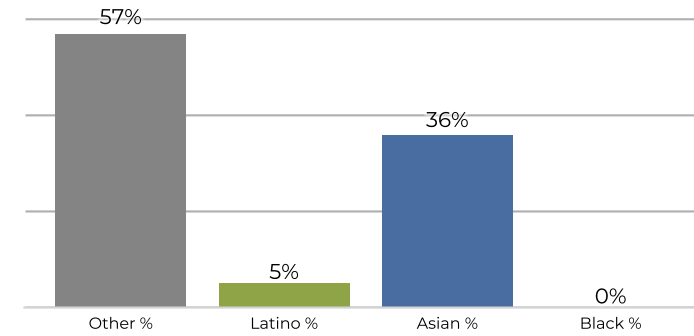
Population	Deviation	Deviation %	Other	Other %	Latino	Latino %	Asian	Asian %	Black	Black %
6,297	-37	-0.6%	3,615	57.4%	315	5.0%	2,330	37.0%	37	0.6%
Total CVAP	Other CVAP	Other CVAP %	Latino CVAP	Latino CVAP %	Asian CVAP	Asian CVAP %	Black CVAP	Black CVAP %		
3,885	2,177	56.0%	222	5.7%	1,474	37.9%	12	0.3%		



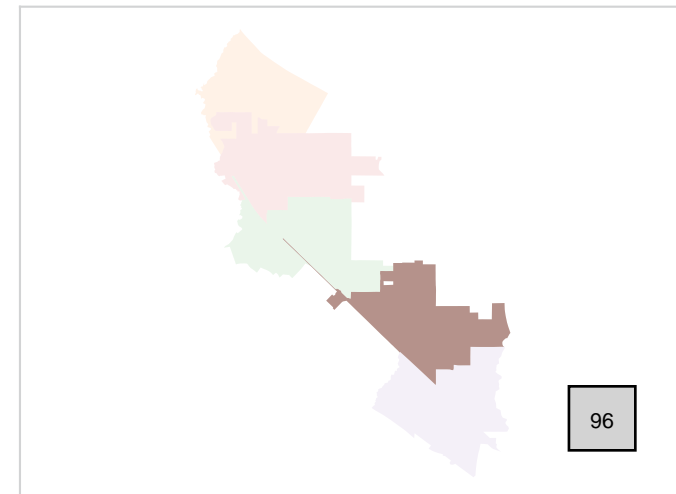
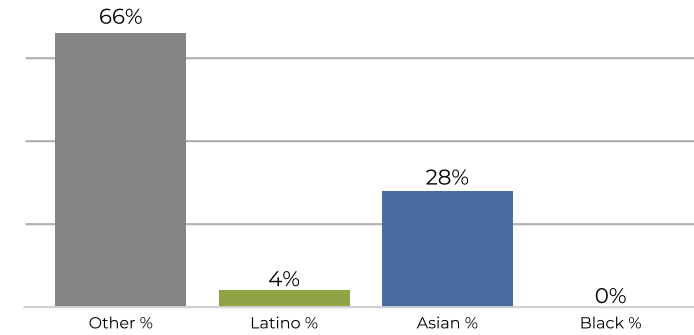
**District 5**



**2020 Census**

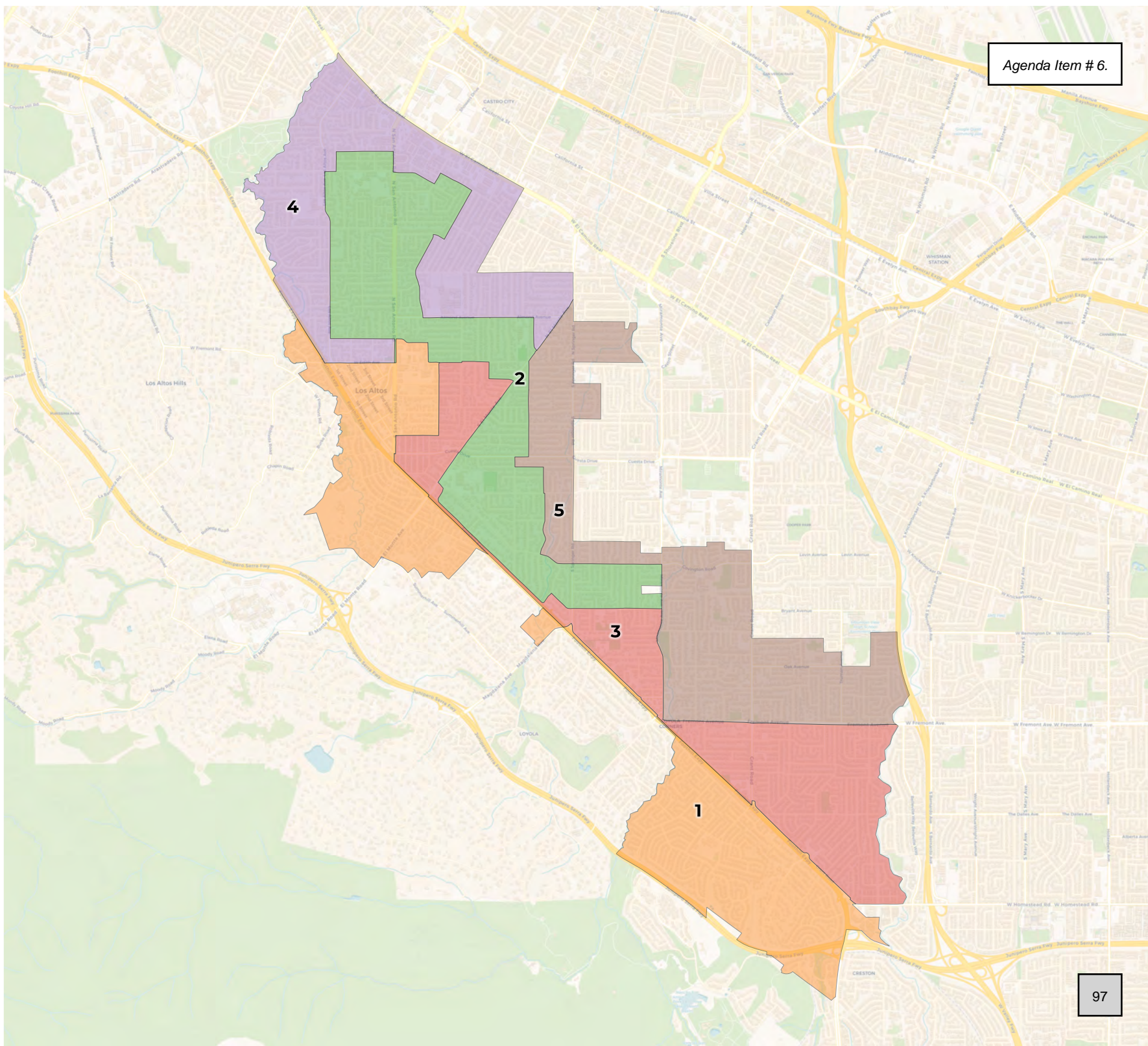


**Citizen Voting Age Population**



Population	Deviation	Deviation %	Other	Other %	Latino	Latino %	Asian	Asian %	Black	Black %
6,215	-119	-1.9%	3,592	57.8%	311	5.0%	2,277	36.6%	35	0.6%
Total CVAP	Other CVAP	Other CVAP %	Latino CVAP	Latino CVAP %	Asian CVAP	Asian CVAP %	Black CVAP	Black CVAP %		
4,598	3,051	66.4%	225	4.9%	1,293	28.1%	29	0.6%		





**2020 Census**

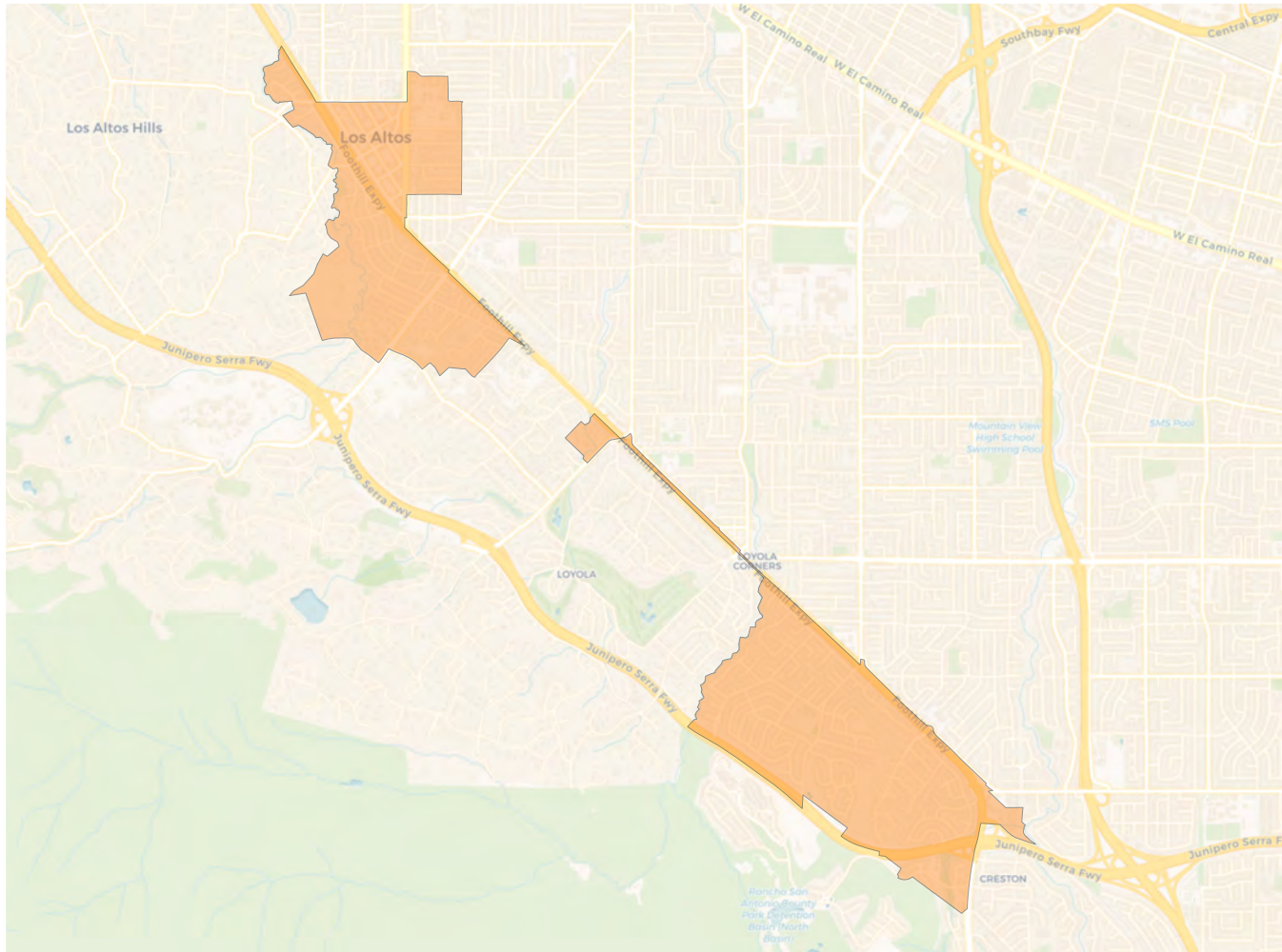
	1	2	3	4	5
Population	6,248	6,137	6,461	6,440	6,382
Deviation	-86	-197	127	106	48
Deviation %	-1.4%	-3.1%	2.0%	1.7%	0.8%
Other	3,744	3,690	3,764	3,791	3,795
Other %	59.9%	60.1%	58.3%	58.9%	59.5%
Latino	325	232	367	350	279
Latino %	5.2%	3.8%	5.7%	5.4%	4.4%
Asian	2,146	2,191	2,300	2,242	2,268
Asian %	34.3%	35.7%	35.6%	34.8%	35.5%
Black	33	24	30	57	40
Black %	0.5%	0.4%	0.5%	0.9%	0.6%

**Citizen Voting Age Population (CVAP)**

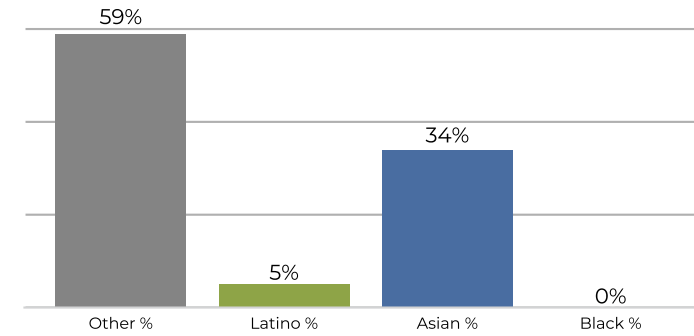
	1	2	3	4	5
Total CVAP	3,729	4,167	3,909	3,446	4,830
Other CVAP	2,488	2,813	2,271	2,407	3,445
Other CVAP %	66.7%	67.5%	58.1%	69.8%	71.3%
Latino CVAP	120	140	308	124	146
Latino CVAP %	3.2%	3.4%	7.9%	3.6%	3.0%
Asian CVAP	1,109	1,110	1,277	903	1,215
Asian CVAP %	29.7%	26.6%	32.7%	26.2%	25.2%
Black CVAP	12	104	53	12	98
Black CVAP %	0.3%	2.5%	1.4%	0.3%	0.5%



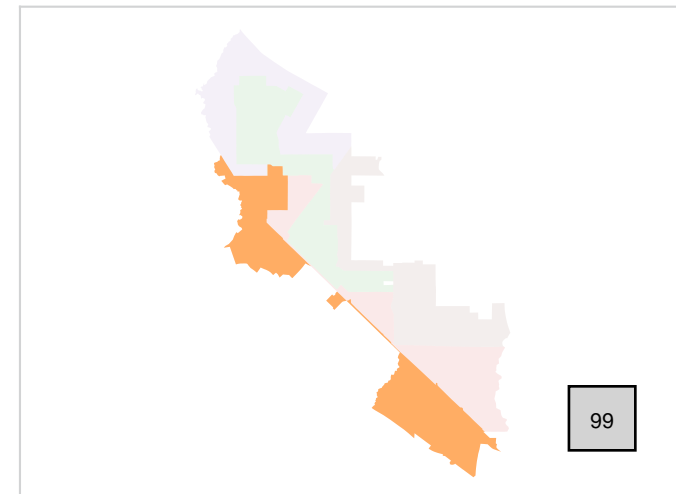
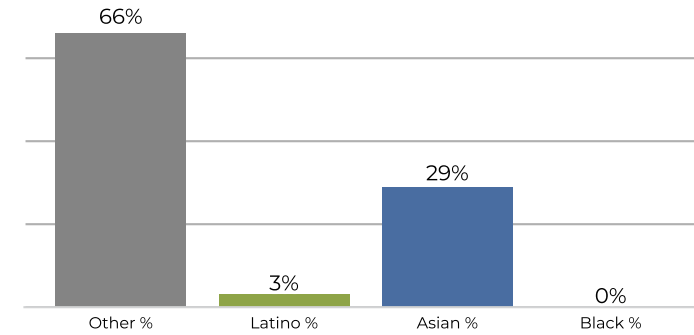
**District 1**



**2020 Census**

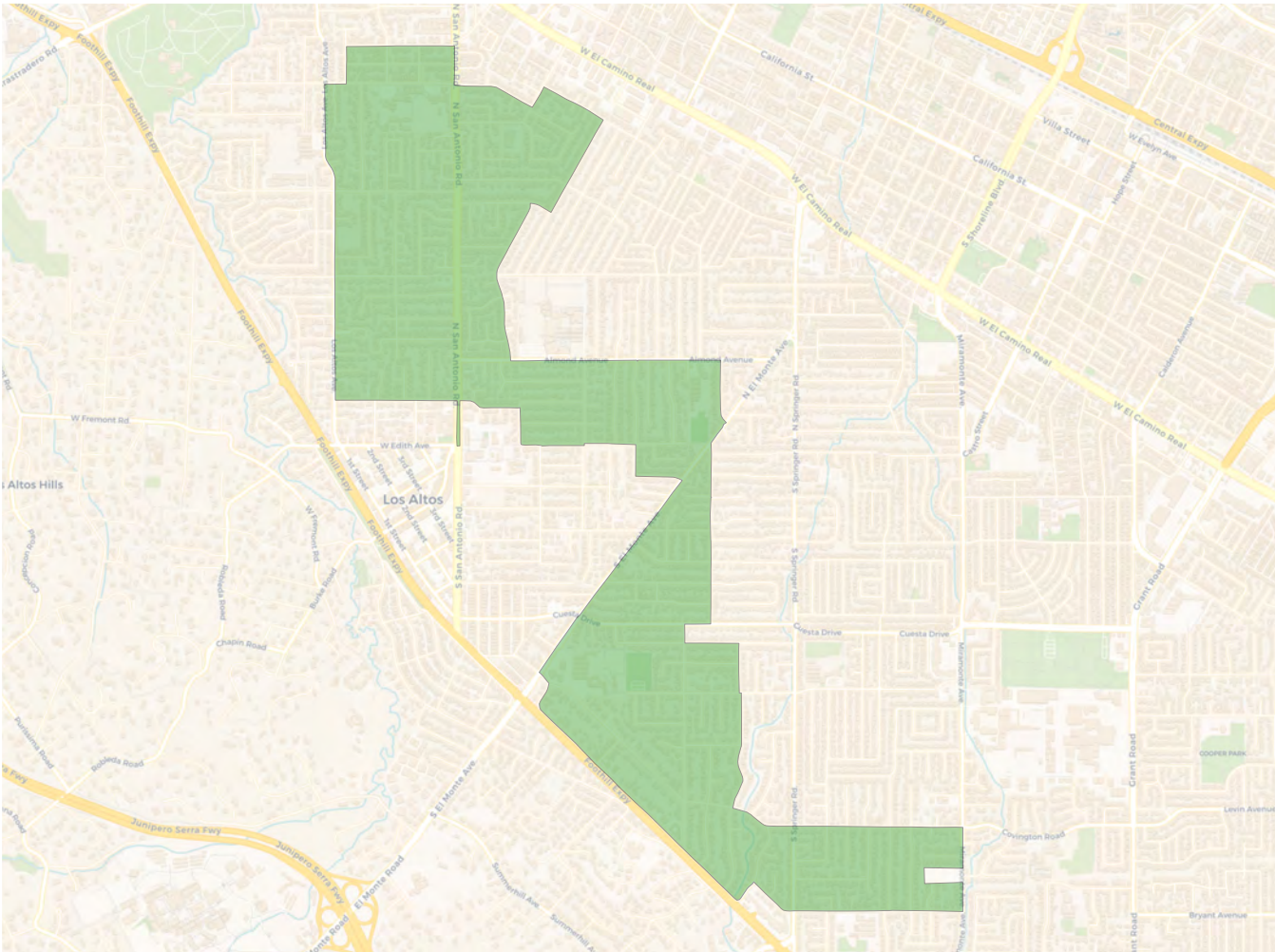


**Citizen Voting Age Population**

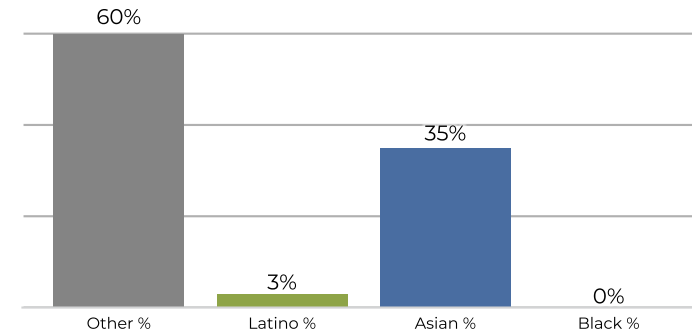


Population	Deviation	Deviation %	Other	Other %	Latino	Latino %	Asian	Asian %	Black	Black %
6,248	-86	-1.4%	3,744	59.9%	325	5.2%	2,146	34.3%	33	0.5%
Total CVAP	Other CVAP	Other CVAP %	Latino CVAP	Latino CVAP %	Asian CVAP	Asian CVAP %	Black CVAP	Black CVAP %		
3,729	2,488	66.7%	120	3.2%	1,109	29.7%	12	0.3%		

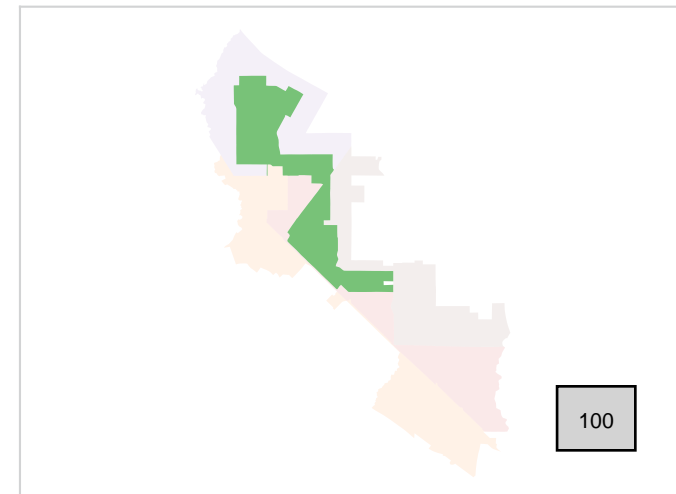
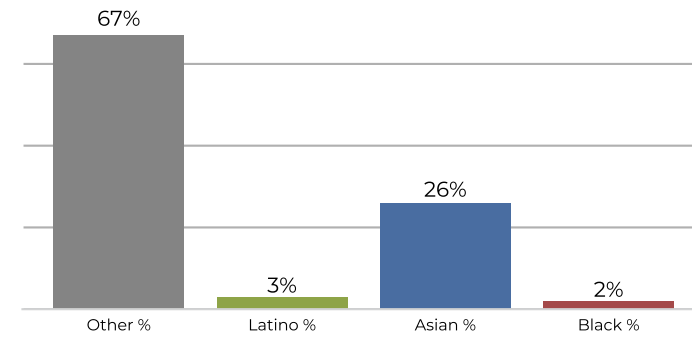
**District 2**



**2020 Census**

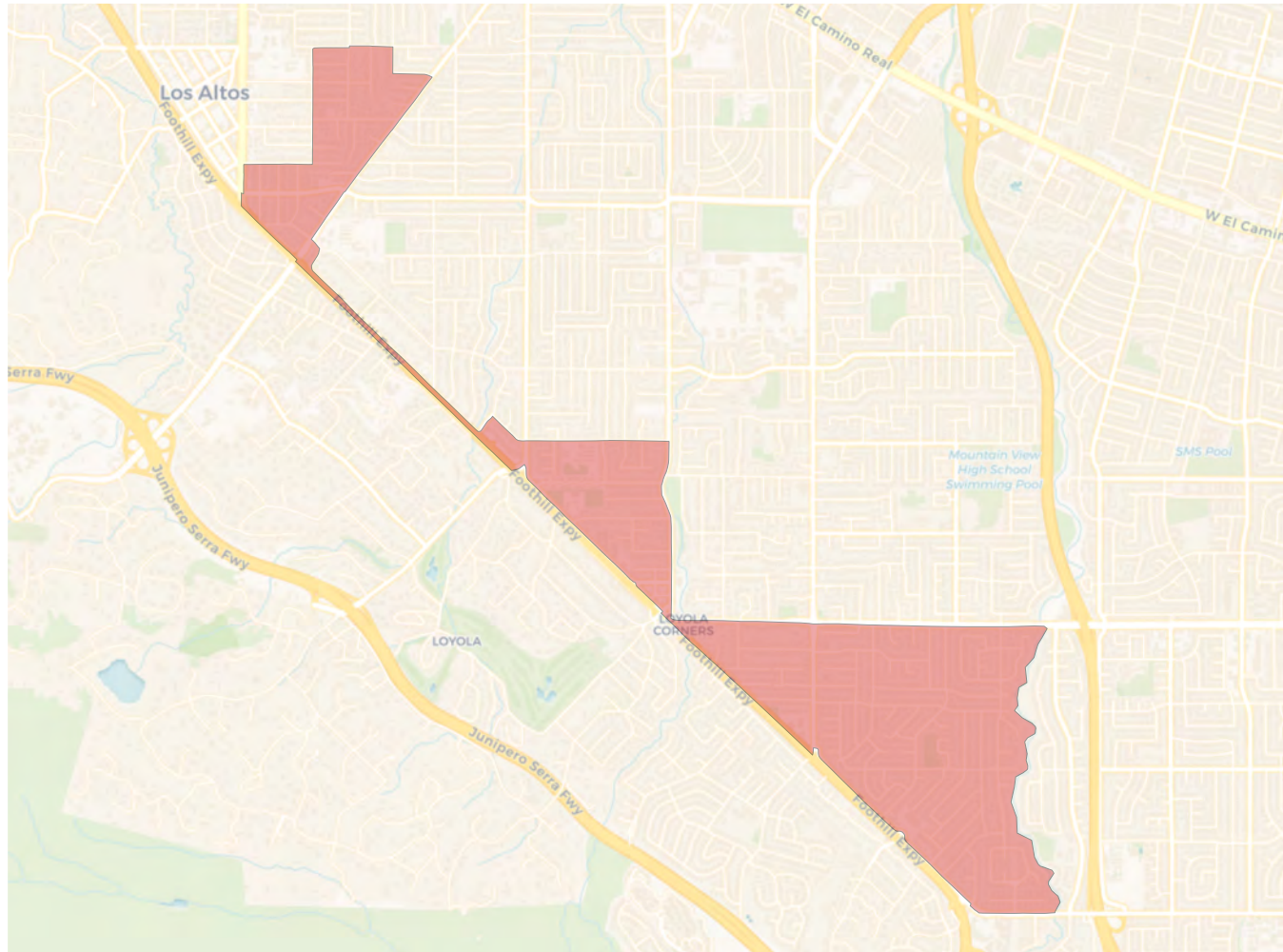
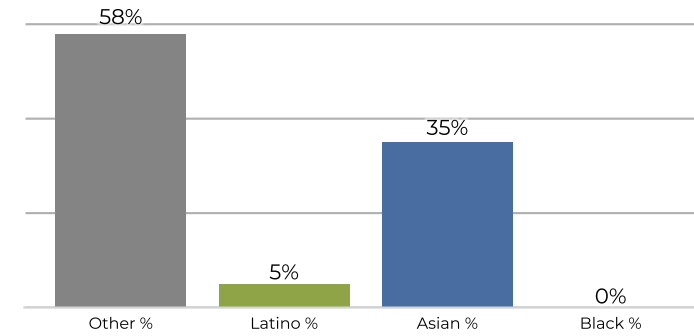
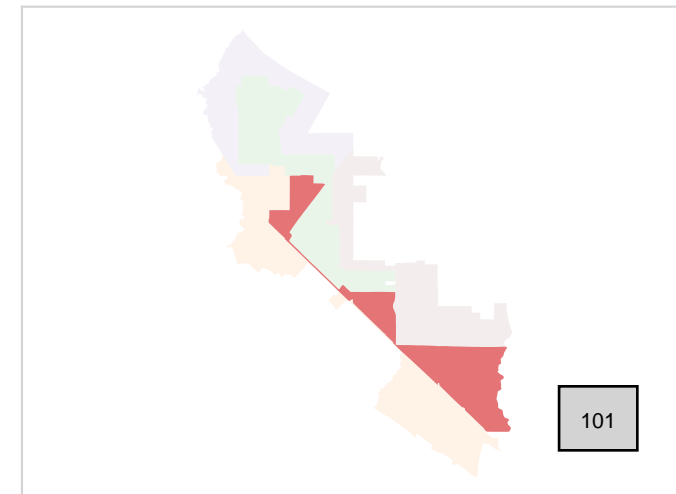
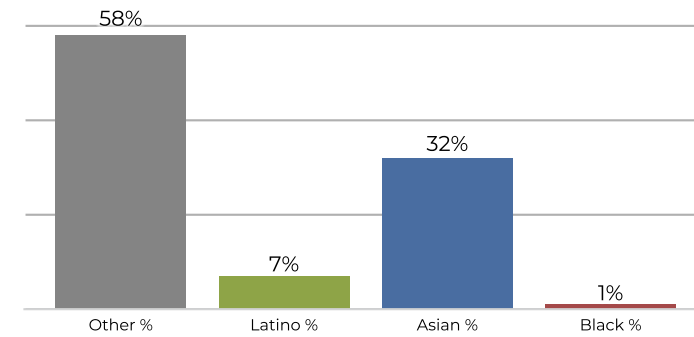


**Citizen Voting Age Population**



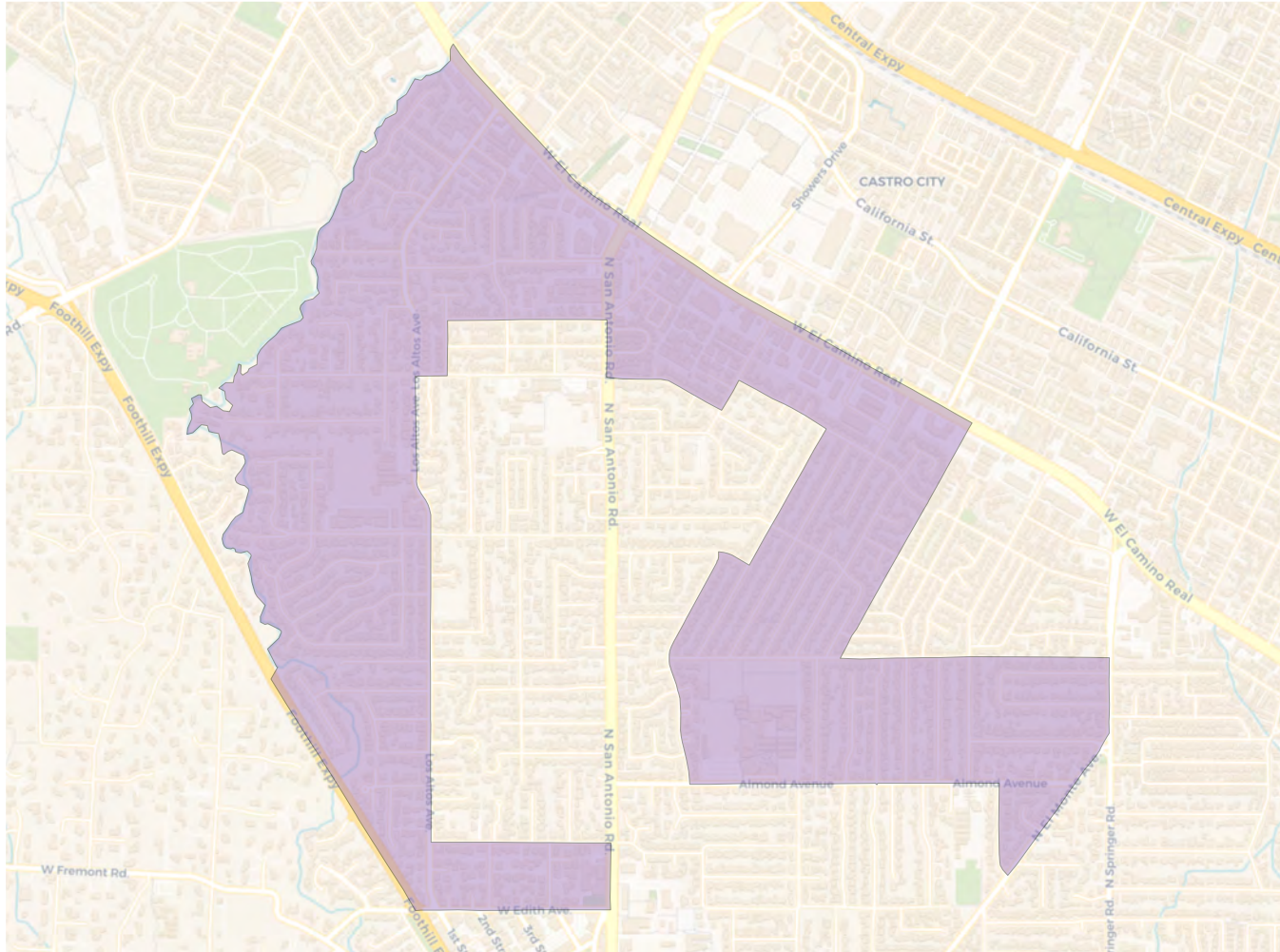
Population	Deviation	Deviation %	Other	Other %	Latino	Latino %	Asian	Asian %	Black	Black %
6,137	-197	-3.1%	3,690	60.1%	232	3.8%	2,191	35.7%	24	0.4%
Total CVAP	Other CVAP	Other CVAP %	Latino CVAP	Latino CVAP %	Asian CVAP	Asian CVAP %	Black CVAP	Black CVAP %		
4,167	2,813	67.5%	140	3.4%	1,110	26.6%	104	2.5%		



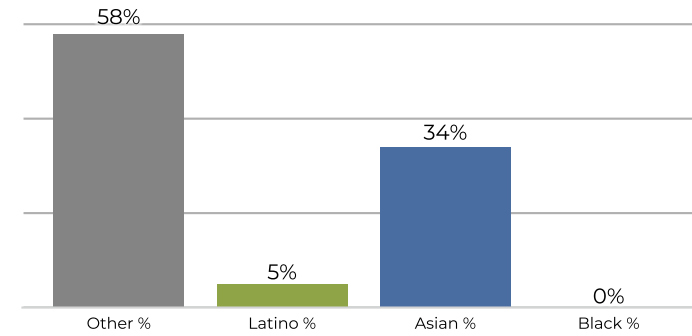
**District 3**

**2020 Census**

**Citizen Voting Age Population**


Population	Deviation	Deviation %	Other	Other %	Latino	Latino %	Asian	Asian %	Black	Black %
6,461	127	2.0%	3,764	58.3%	367	5.7%	2,300	35.6%	30	0.5%
Total CVAP	Other CVAP	Other CVAP %	Latino CVAP	Latino CVAP %	Asian CVAP	Asian CVAP %	Black CVAP	Black CVAP %		
3,909	2,271	58.1%	308	7.9%	1,277	32.7%	53	1.4%		

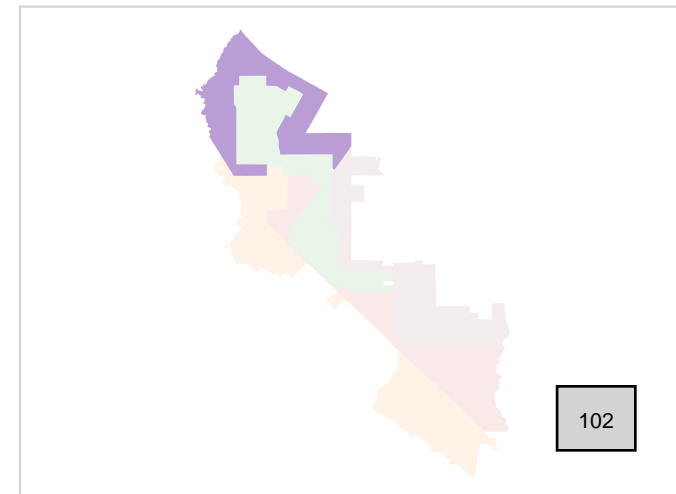
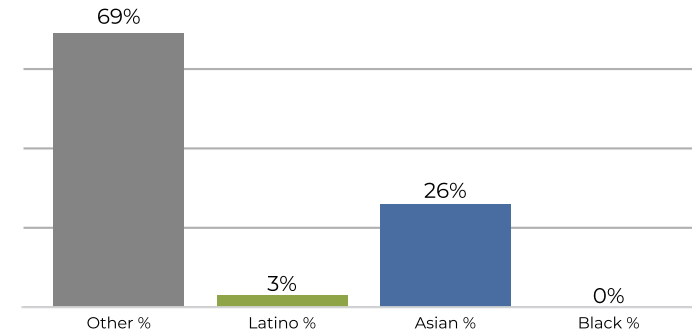
**District 4**



**2020 Census**

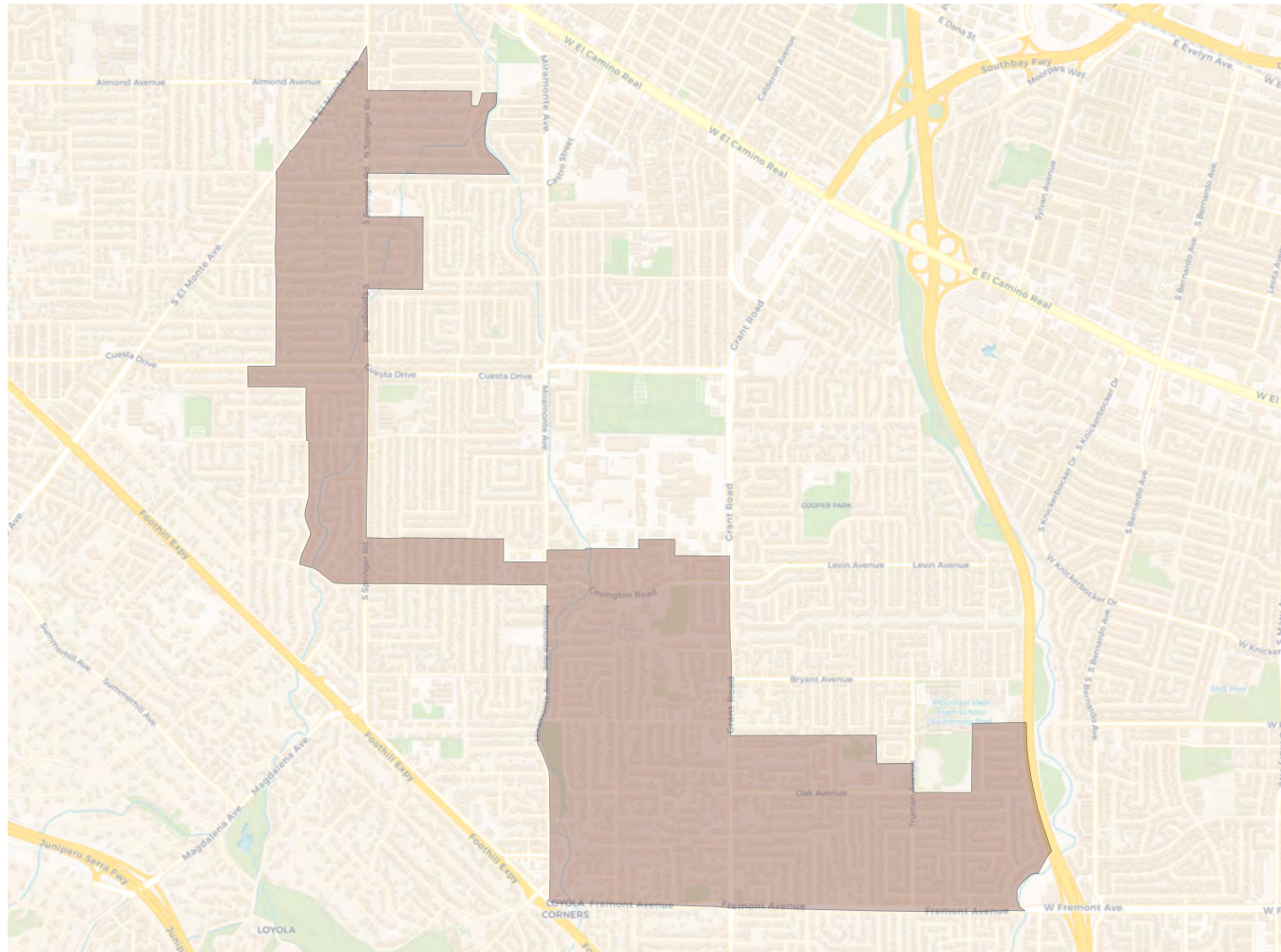
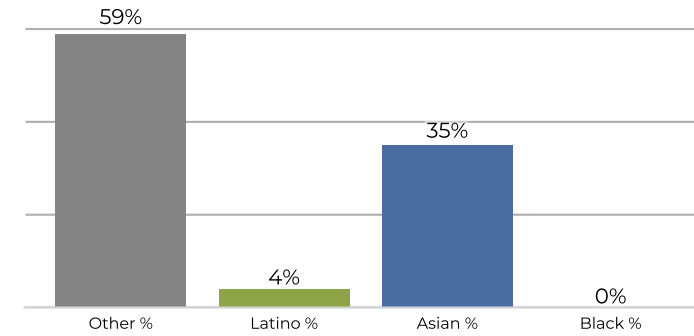
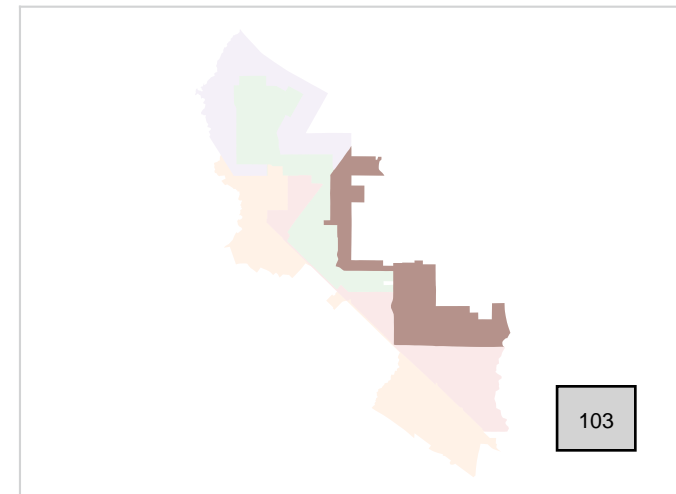
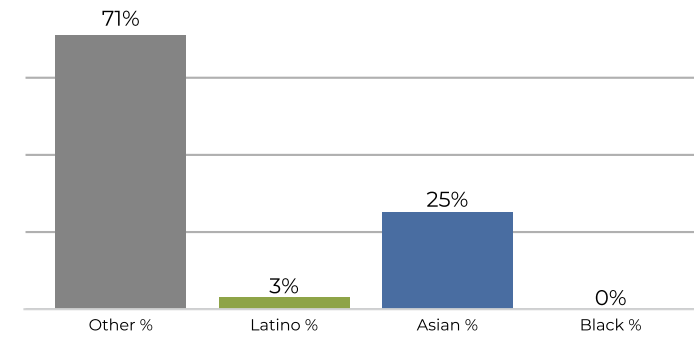


**Citizen Voting Age Population**



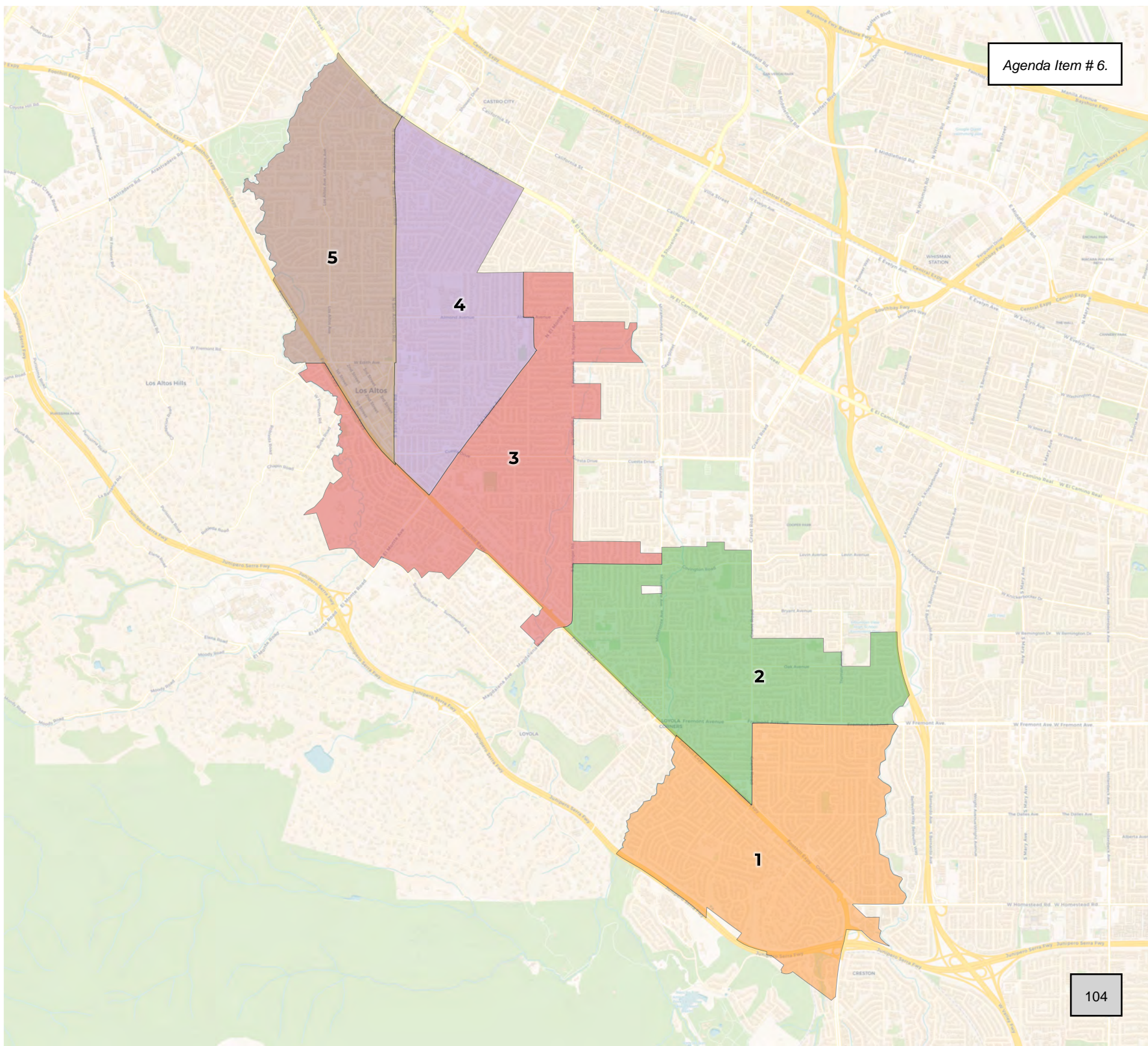
Population	Deviation	Deviation %	Other	Other %	Latino	Latino %	Asian	Asian %	Black	Black %
6,440	106	1.7%	3,791	58.9%	350	5.4%	2,242	34.8%	57	0.9%
Total CVAP	Other CVAP	Other CVAP %	Latino CVAP	Latino CVAP %	Asian CVAP	Asian CVAP %	Black CVAP	Black CVAP %		
3,446	2,407	69.8%	124	3.6%	903	26.2%	12	0.3%		



**District 5**

**2020 Census**

**Citizen Voting Age Population**


Population	Deviation	Deviation %	Other	Other %	Latino	Latino %	Asian	Asian %	Black	Black %
6,382	48	0.8%	3,795	59.5%	279	4.4%	2,268	35.5%	40	0.6%
Total CVAP	Other CVAP	Other CVAP %	Latino CVAP	Latino CVAP %	Asian CVAP	Asian CVAP %	Black CVAP	Black CVAP %		
4,830	3,445	71.3%	146	3.0%	1,215	25.2%	24	0.5%		





## 2020 Census

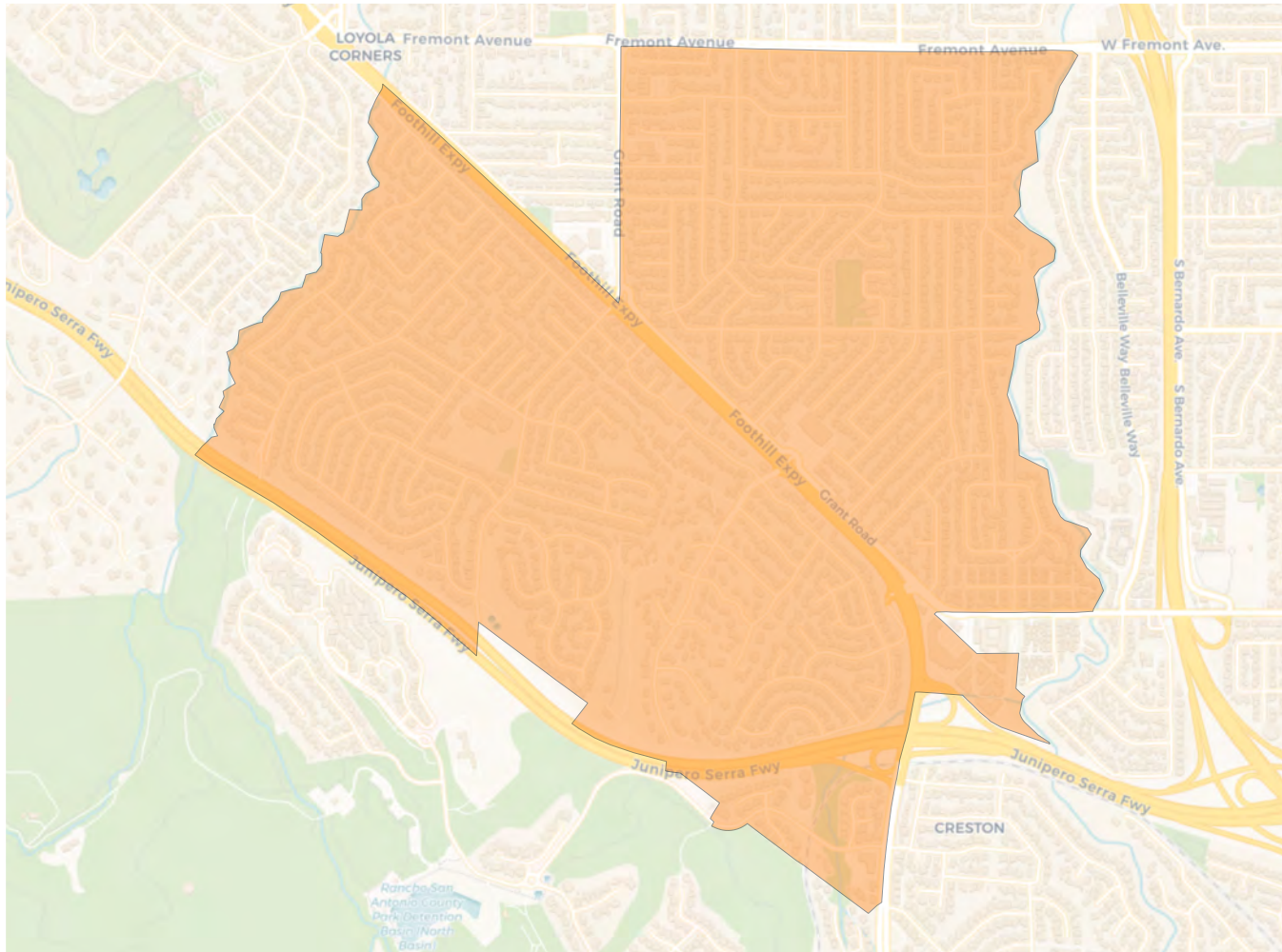
	1	2	3	4	5
Population	6,813	6,182	6,160	6,317	6,196
Deviation	479	-152	-174	-17	-138
Deviation %	7.6%	-2.4%	-2.7%	-0.3%	-2.2%
Other	3,918	3,598	3,853	3,594	3,821
Other %	57.5%	58.2%	62.5%	56.9%	61.7%
Latino	363	281	283	325	301
Latino %	5.3%	4.5%	4.6%	5.1%	4.9%
Asian	2,491	2,272	1,998	2,350	2,036
Asian %	36.6%	36.8%	32.4%	37.2%	32.9%
Black	41	31	26	48	38
Black %	0.6%	0.5%	0.4%	0.8%	0.6%

## Citizen Voting Age Population (CVAP)

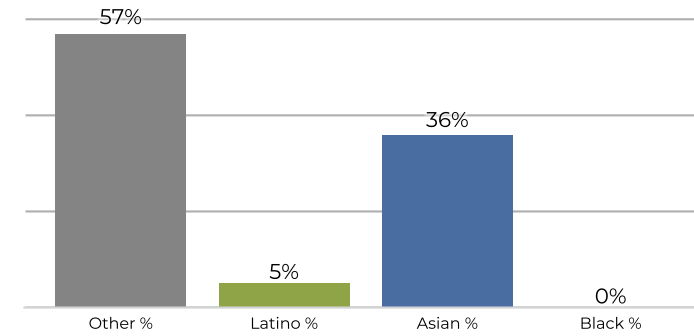
	1	2	3	4	5
Total CVAP	4,252	4,459	4,182	3,997	3,191
Other CVAP	2,438	2,981	3,153	2,563	2,289
Other CVAP %	57.3%	66.9%	75.4%	64.1%	71.7%
Latino CVAP	260	187	103	211	77
Latino CVAP %	6.1%	4.2%	2.5%	5.3%	2.4%
Asian CVAP	1,531	1,273	811	1,179	820
Asian CVAP %	36.0%	28.5%	19.4%	29.5%	25.7%
Black CVAP	23	18	115	44	105
Black CVAP %	0.5%	0.4%	2.7%	1.1%	0.2%



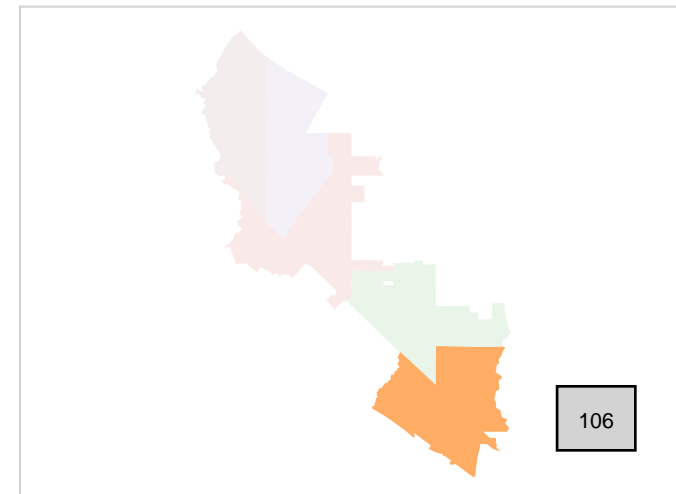
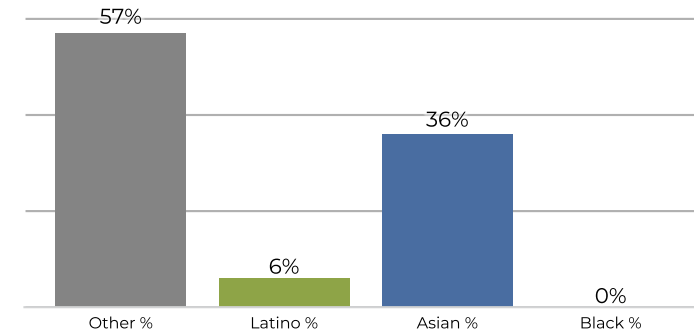
**District 1**



**2020 Census**

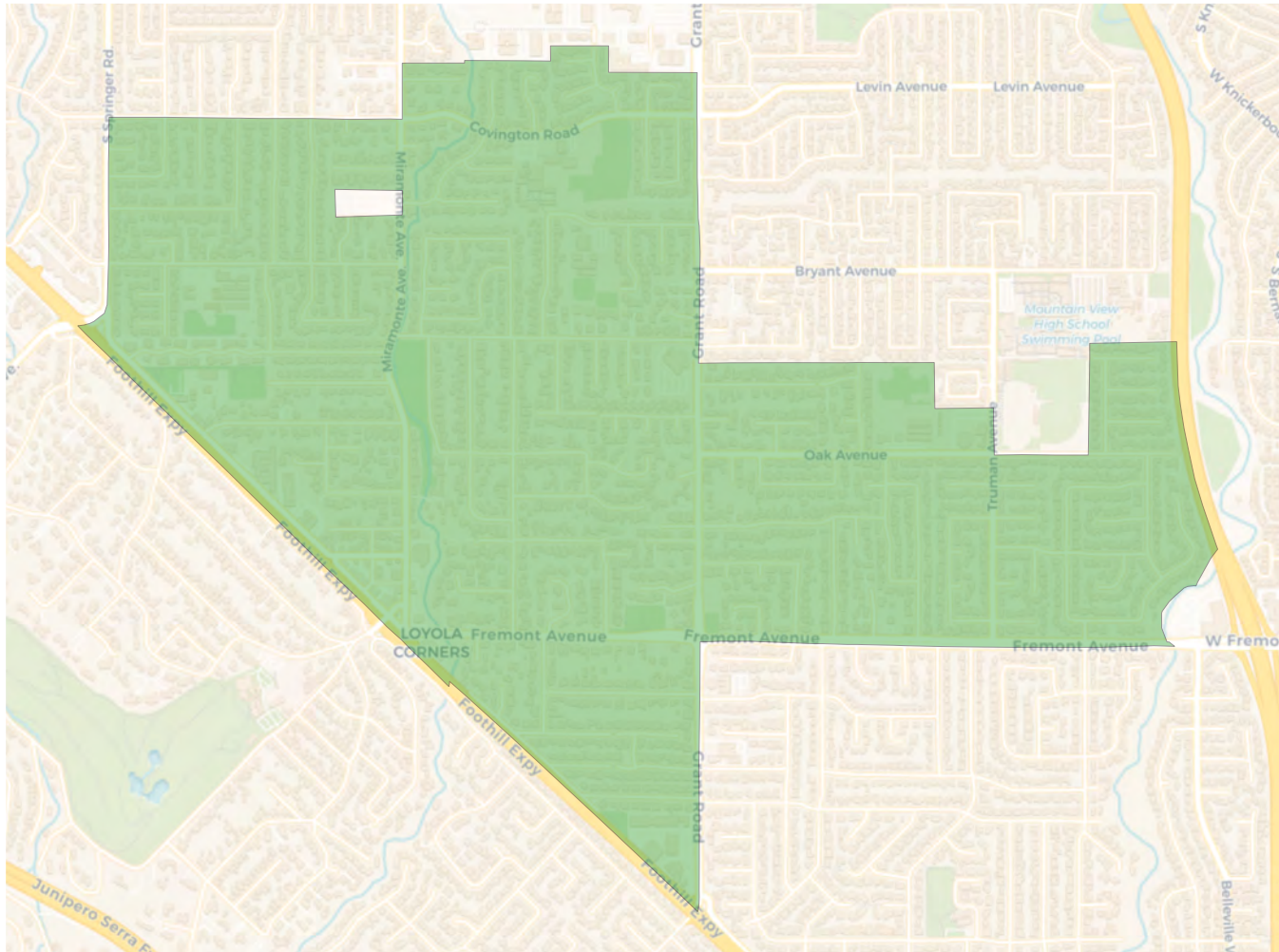


**Citizen Voting Age Population**

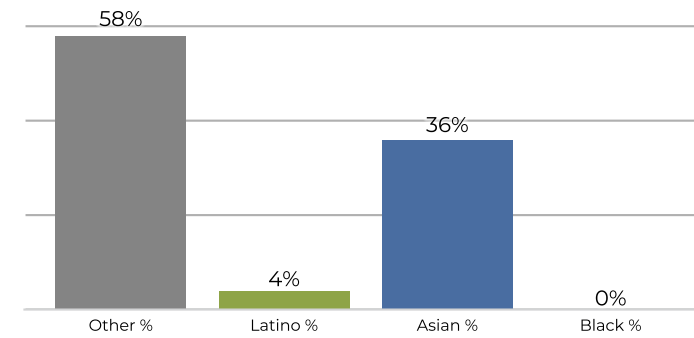


Population	Deviation	Deviation %	Other	Other %	Latino	Latino %	Asian	Asian %	Black	Black %
6,813	479	7.6%	3,918	57.5%	363	5.3%	2,491	36.6%	41	0.6%
Total CVAP	Other CVAP	Other CVAP %	Latino CVAP	Latino CVAP %	Asian CVAP	Asian CVAP %	Black CVAP	Black CVAP %		
4,252	2,438	57.3%	260	6.1%	1,531	36.0%	23	0.5%		

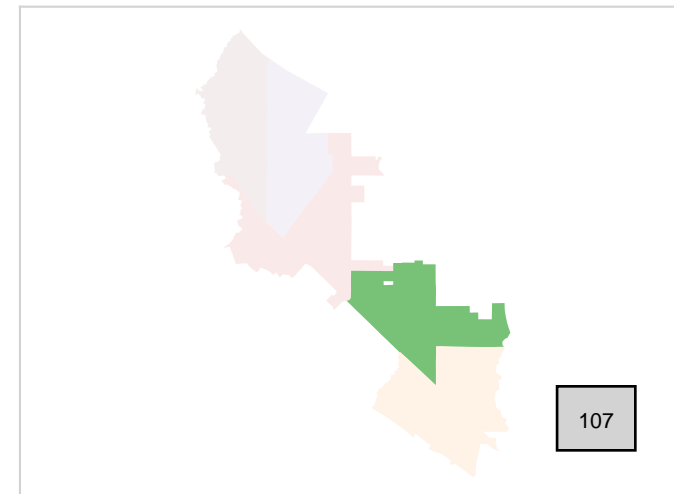
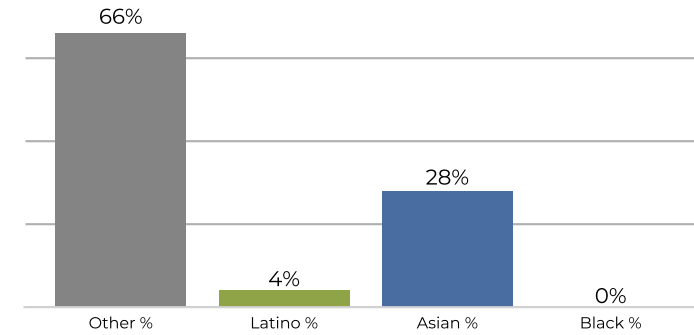
**District 2**



**2020 Census**



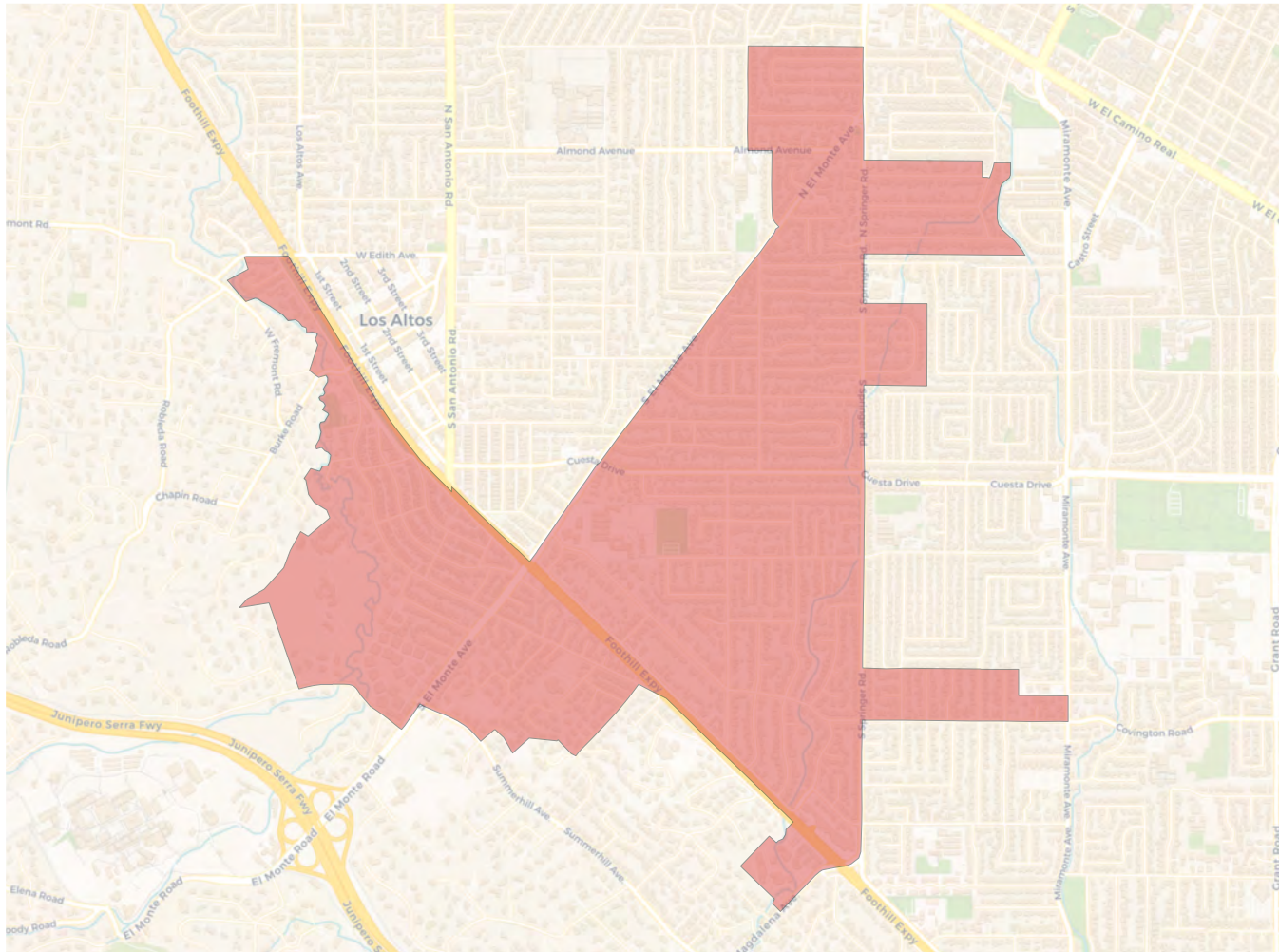
**Citizen Voting Age Population**



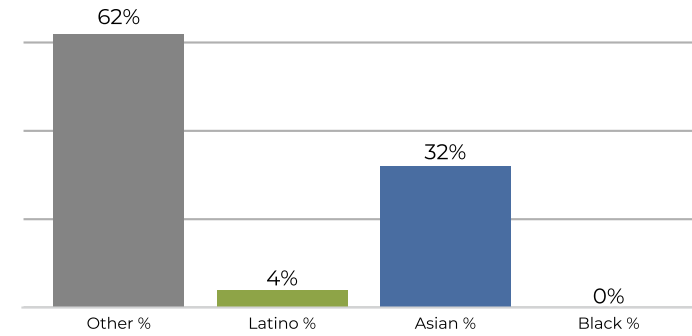
Population	Deviation	Deviation %	Other	Other %	Latino	Latino %	Asian	Asian %	Black	Black %
6,182	-152	-2.4%	3,598	58.2%	281	4.5%	2,272	36.8%	31	0.5%
Total CVAP	Other CVAP	Other CVAP %	Latino CVAP	Latino CVAP %	Asian CVAP	Asian CVAP %	Black CVAP	Black CVAP %		
4,459	2,981	66.9%	187	4.2%	1,273	28.5%	18	0.4%		



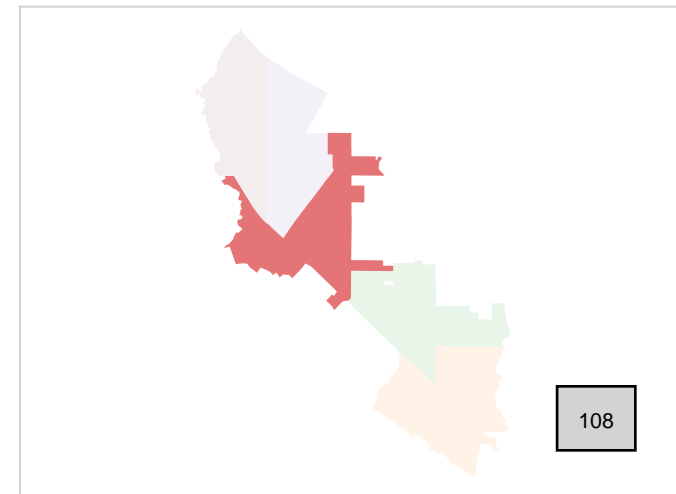
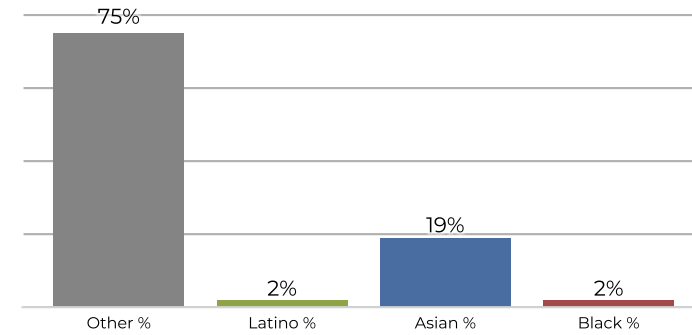
**District 3**



**2020 Census**

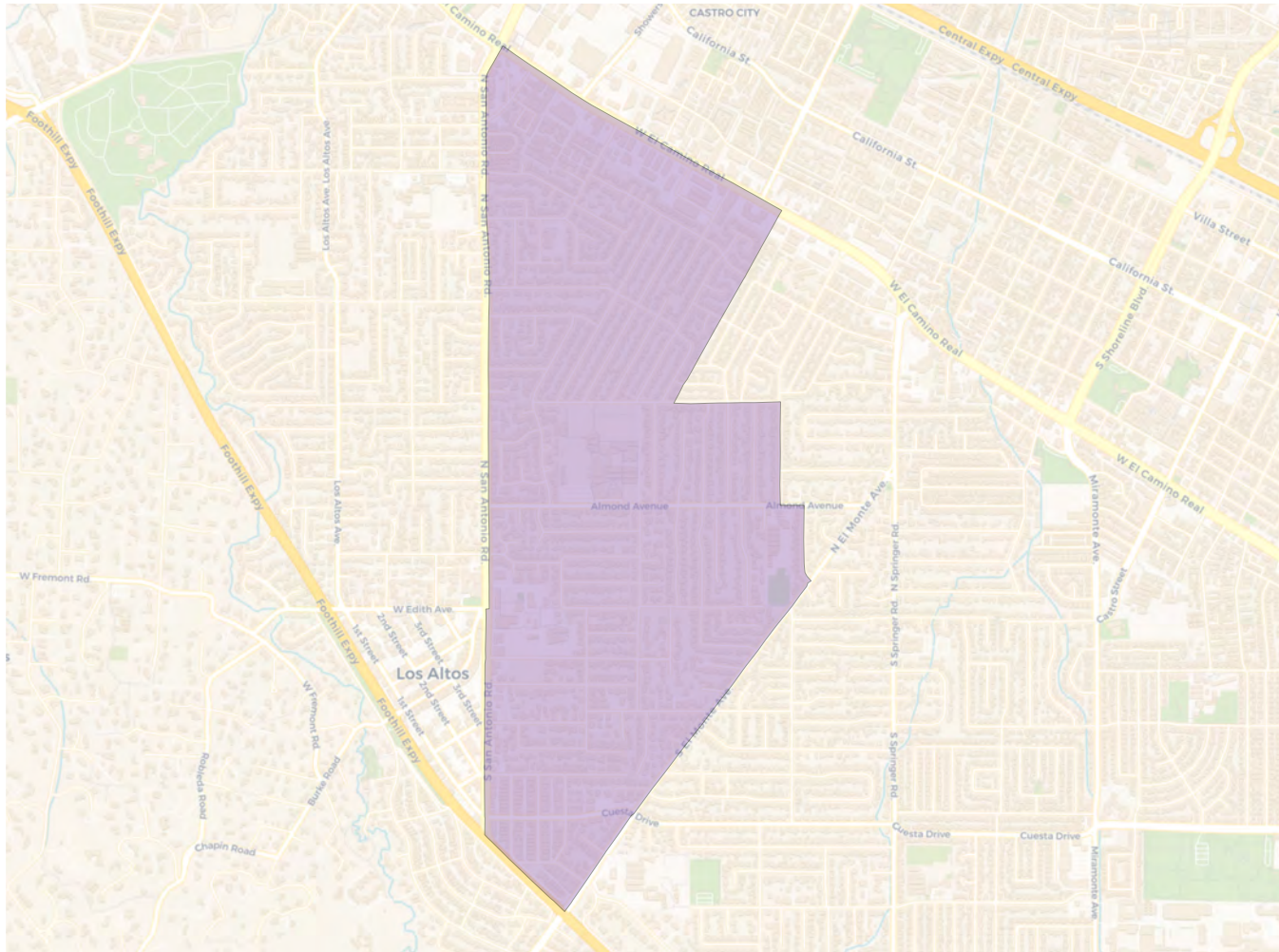


**Citizen Voting Age Population**

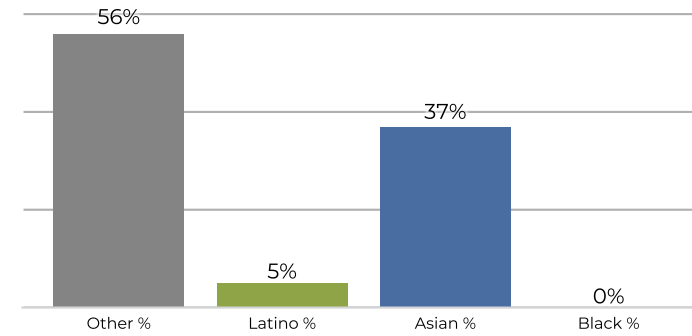


Population	Deviation	Deviation %	Other	Other %	Latino	Latino %	Asian	Asian %	Black	Black %
6,160	-174	-2.7%	3,853	62.5%	283	4.6%	1,998	32.4%	26	0.4%
Total CVAP	Other CVAP	Other CVAP %	Latino CVAP	Latino CVAP %	Asian CVAP	Asian CVAP %	Black CVAP	Black CVAP %		
4,182	3,153	75.4%	103	2.5%	811	19.4%	115	2.7%		

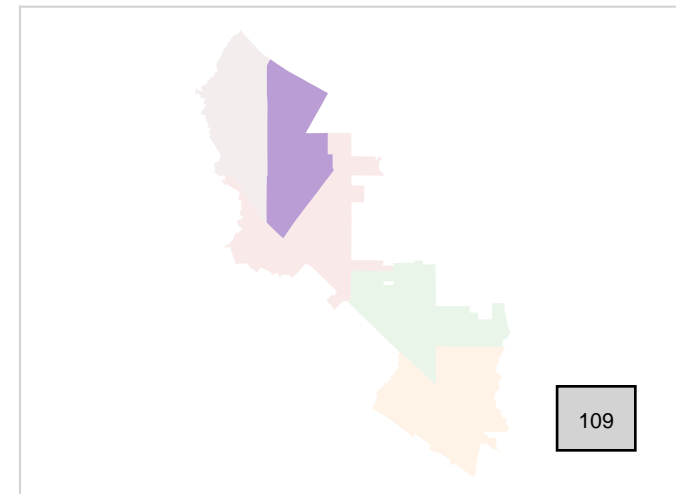
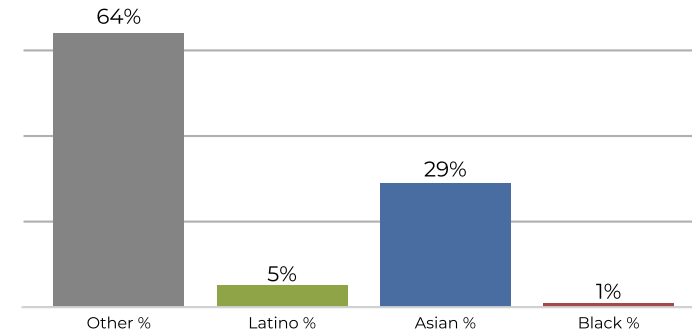
**District 4**



**2020 Census**



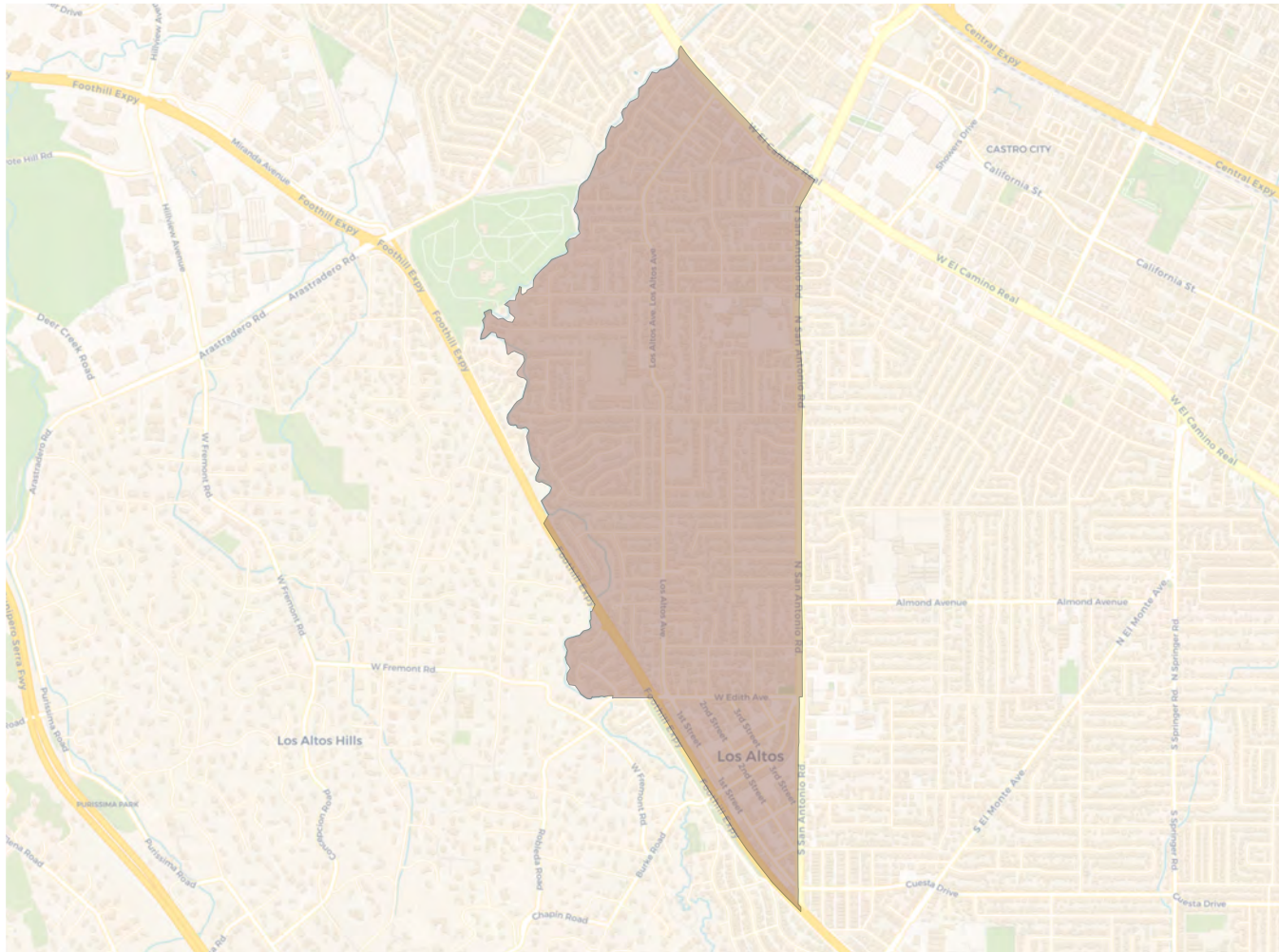
**Citizen Voting Age Population**



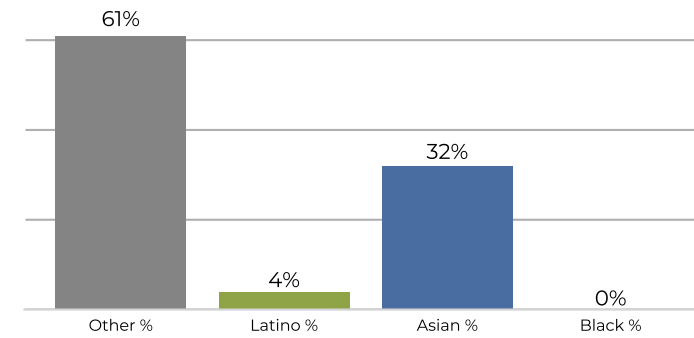
Population	Deviation	Deviation %	Other	Other %	Latino	Latino %	Asian	Asian %	Black	Black %
6,317	-17	-0.3%	3,594	56.9%	325	5.1%	2,350	37.2%	48	0.8%
Total CVAP	Other CVAP	Other CVAP %	Latino CVAP	Latino CVAP %	Asian CVAP	Asian CVAP %	Black CVAP	Black CVAP %		
3,997	2,563	64.1%	211	5.3%	1,179	29.5%	44	1.1%		



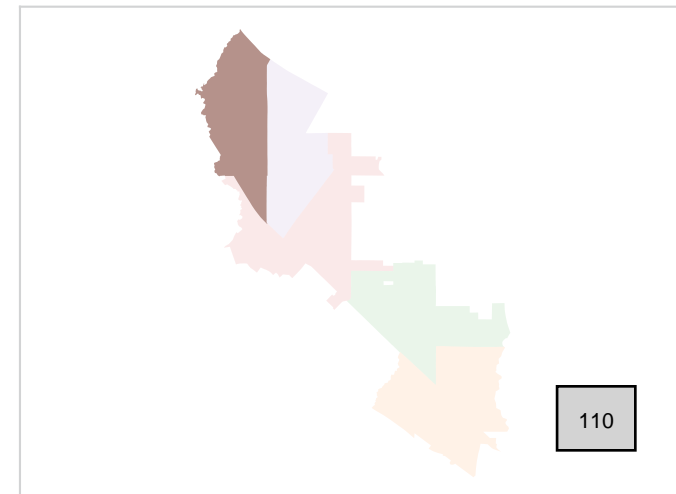
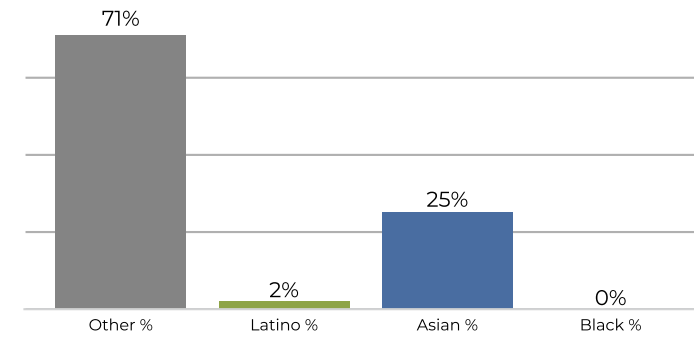
**District 5**



**2020 Census**

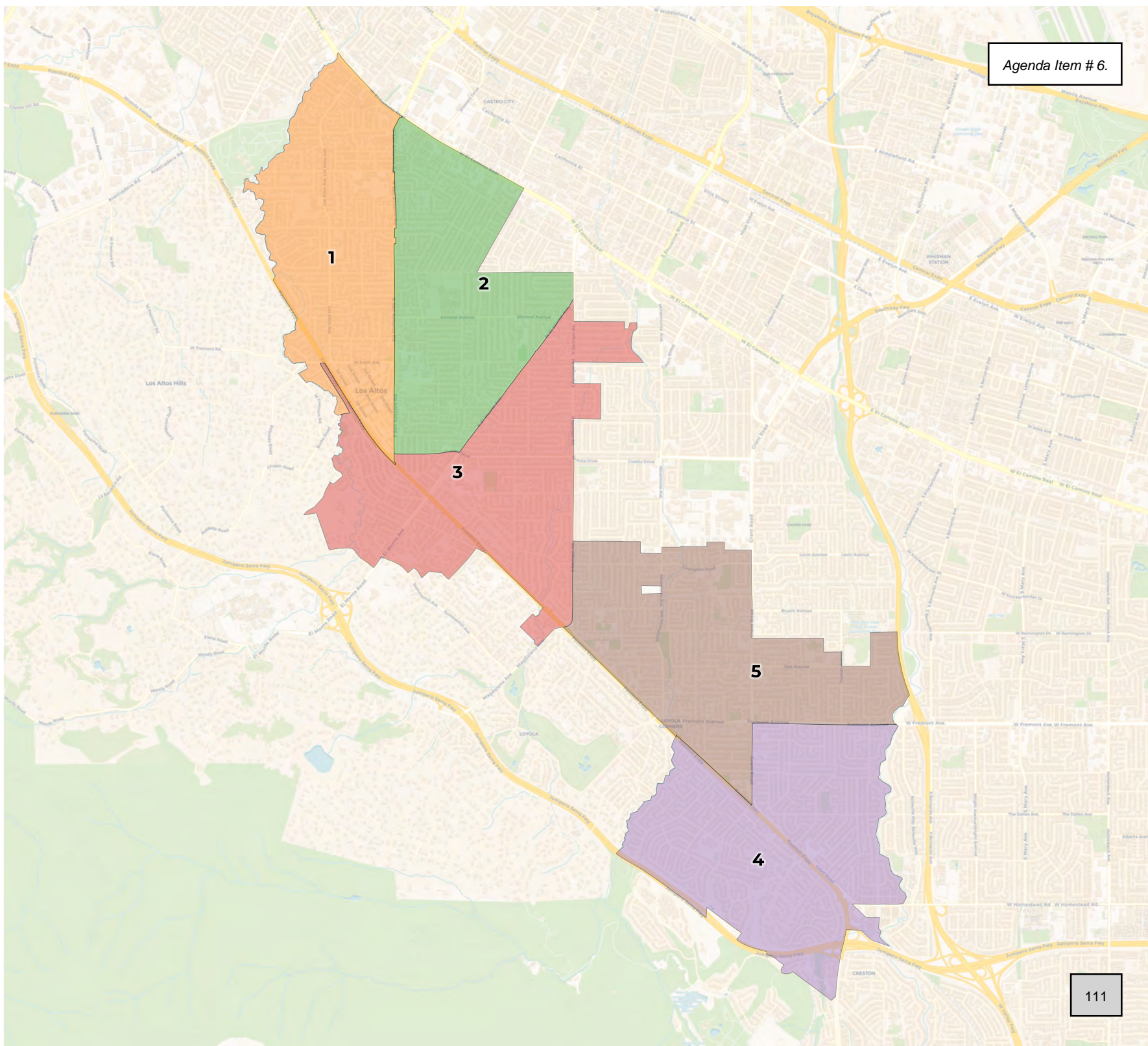


**Citizen Voting Age Population**



Population	Deviation	Deviation %	Other	Other %	Latino	Latino %	Asian	Asian %	Black	Black %
6,196	-138	-2.2%	3,821	61.7%	301	4.9%	2,036	32.9%	38	0.6%
Total CVAP	Other CVAP	Other CVAP %	Latino CVAP	Latino CVAP %	Asian CVAP	Asian CVAP %	Black CVAP	Black CVAP %		
3,191	2,289	71.7%	77	2.4%	820	25.7%	5	0.2%		





**2020 Census**

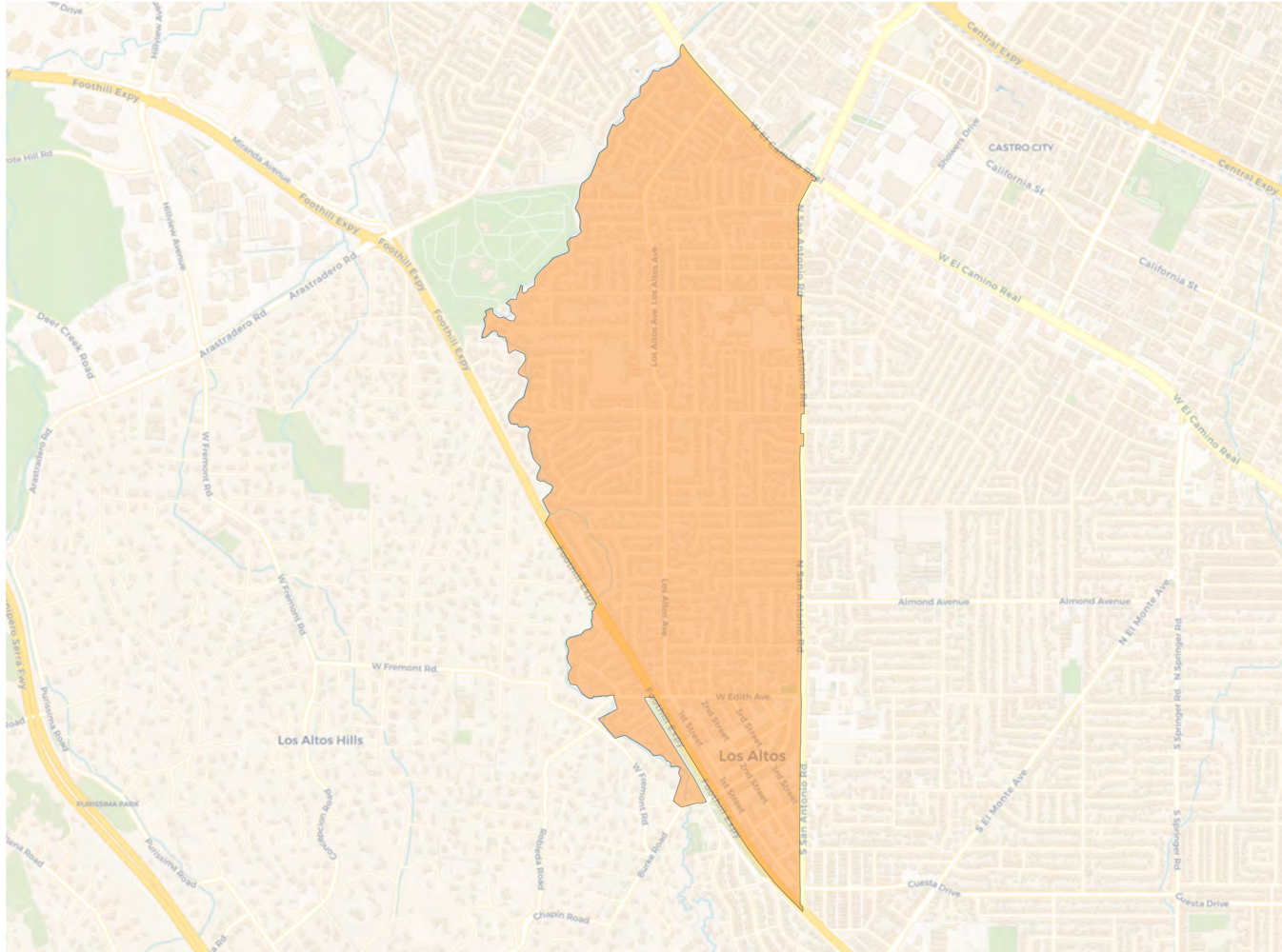
	1	2	3	4	5
Population	6,138	6,213	6,025	6,813	6,479
Deviation	-196	-121	-309	479	145
Deviation %	-3.1%	-1.9%	-4.9%	7.6%	2.3%
Other	3,789	3,562	3,733	3,918	3,782
Other %	61.7%	57.3%	62.0%	57.5%	58.4%
Latino	293	320	278	363	299
Latino %	4.8%	5.2%	4.6%	5.3%	4.6%
Asian	2,018	2,291	1,980	2,491	2,367
Asian %	32.9%	36.9%	32.9%	36.6%	36.5%
Black	38	40	34	41	31
Black %	0.6%	0.6%	0.6%	0.6%	0.5%

**Citizen Voting Age Population (CVAP)**

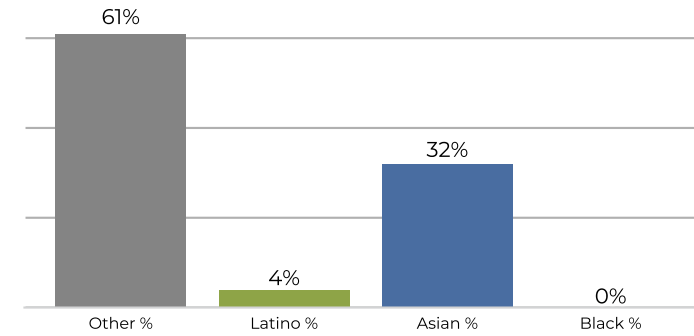
	1	2	3	4	5
Total CVAP	3,243	3,877	4,094	4,252	4,615
Other CVAP	2,338	2,482	3,049	2,438	3,117
Other CVAP %	72.1%	64.0%	74.5%	57.3%	67.5%
Latino CVAP	77	194	119	260	188
Latino CVAP %	2.4%	5.0%	2.9%	6.1%	4.1%
Asian CVAP	823	1,159	809	1,531	1,292
Asian CVAP %	25.4%	29.9%	19.8%	36.0%	28.0%
Black CVAP	5	42	117	23	112
Black CVAP %	0.2%	1.1%	2.9%	0.5%	0.4%



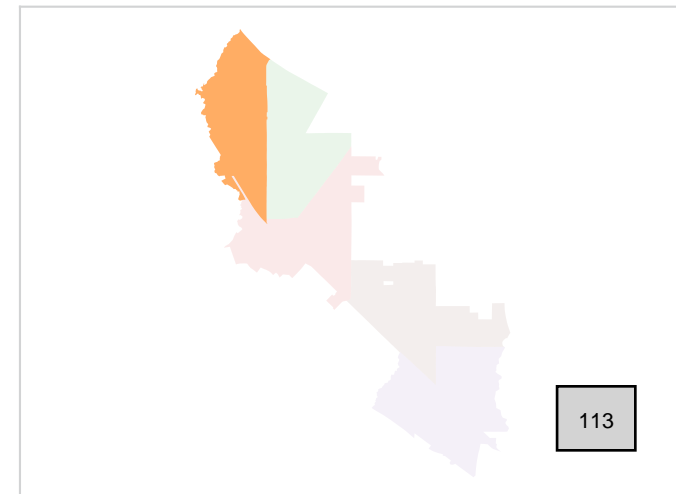
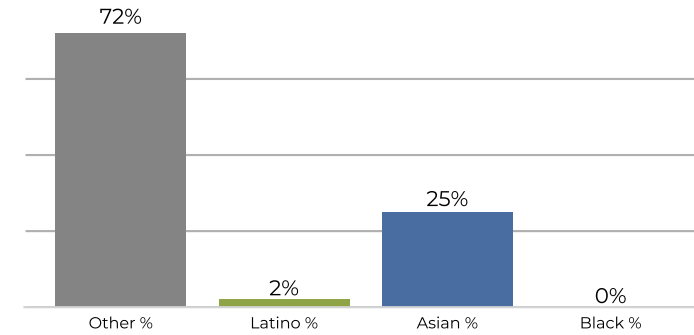
**District 1**



**2020 Census**



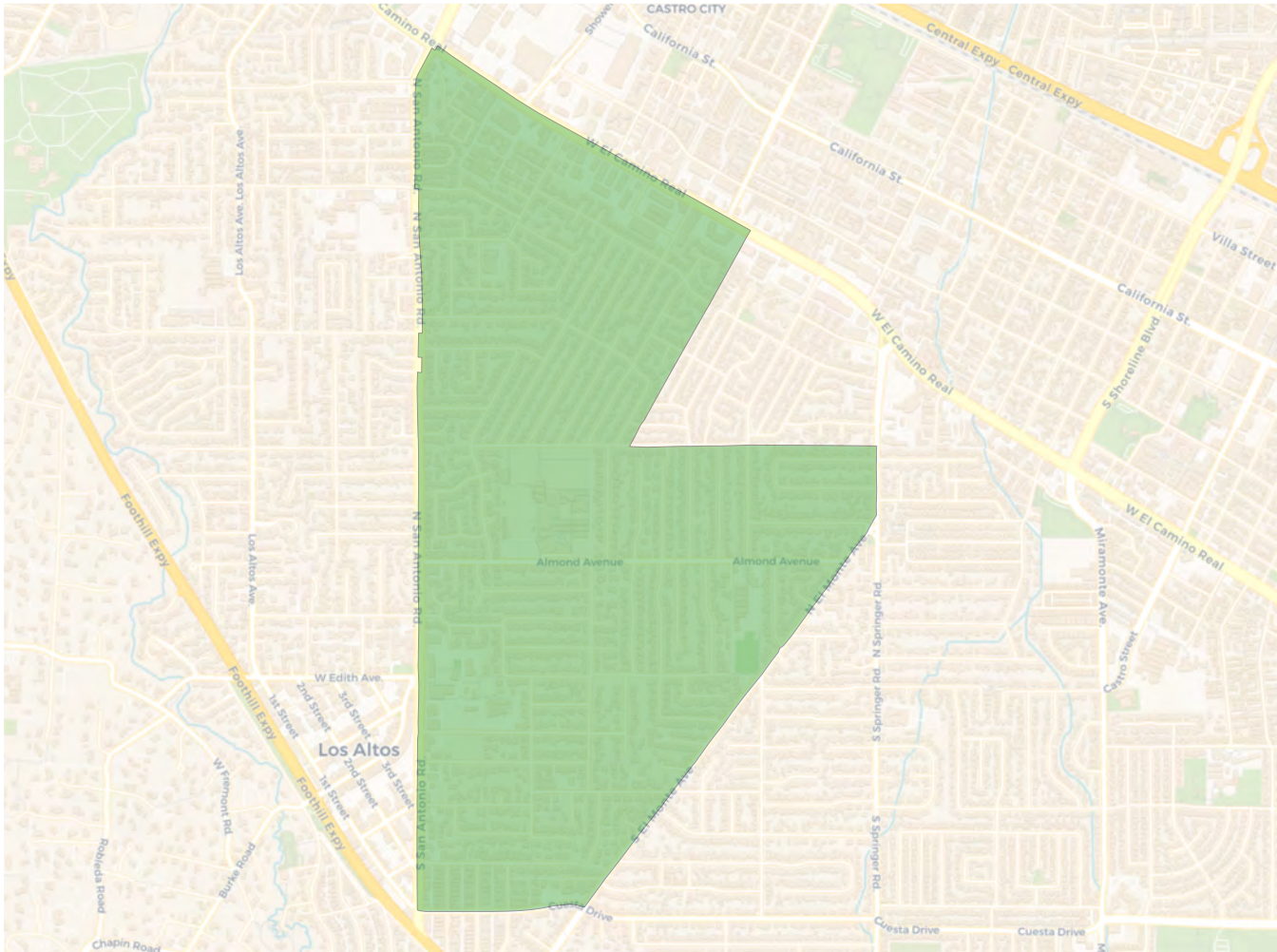
**Citizen Voting Age Population**



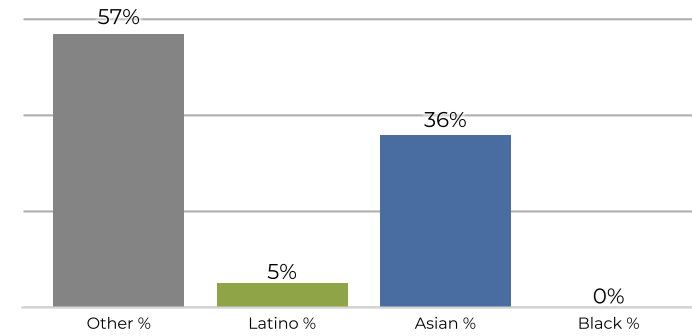
Population	Deviation	Deviation %	Other	Other %	Latino	Latino %	Asian	Asian %	Black	Black %
6,138	-196	-3.1%	3,789	61.7%	293	4.8%	2,018	32.9%	38	0.6%
Total CVAP	Other CVAP	Other CVAP %	Latino CVAP	Latino CVAP %	Asian CVAP	Asian CVAP %	Black CVAP	Black CVAP %		
3,243	2,338	72.1%	77	2.4%	823	25.4%	5	0.2%		



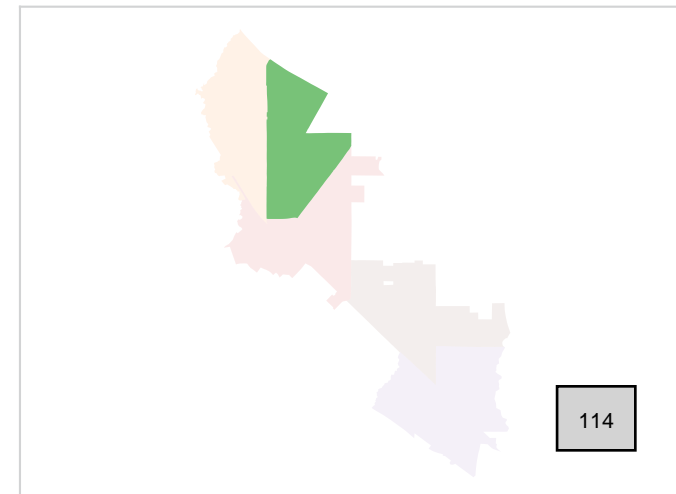
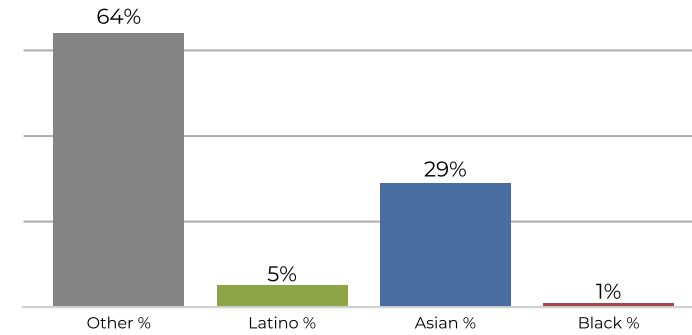
**District 2**



**2020 Census**

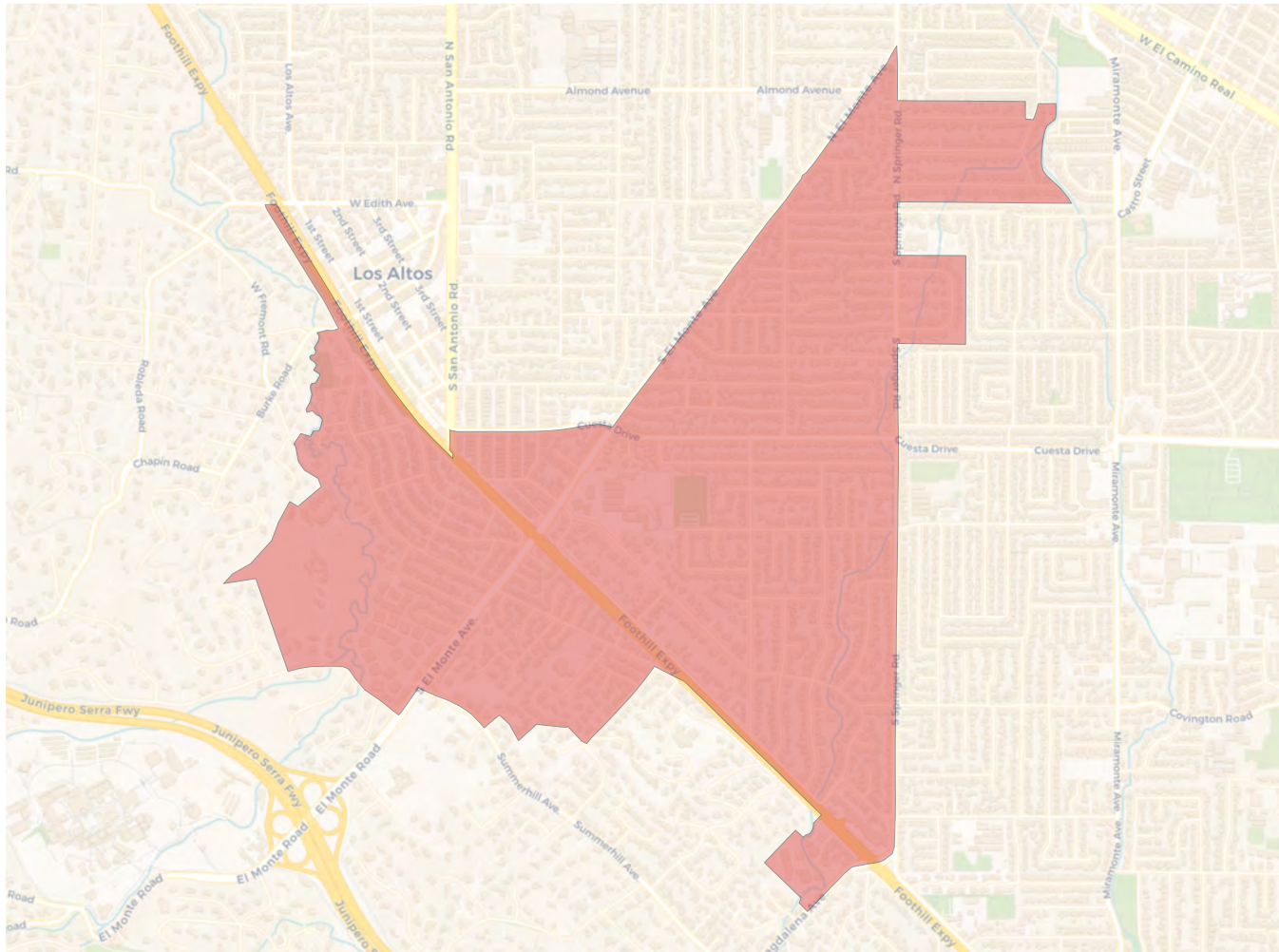


**Citizen Voting Age Population**

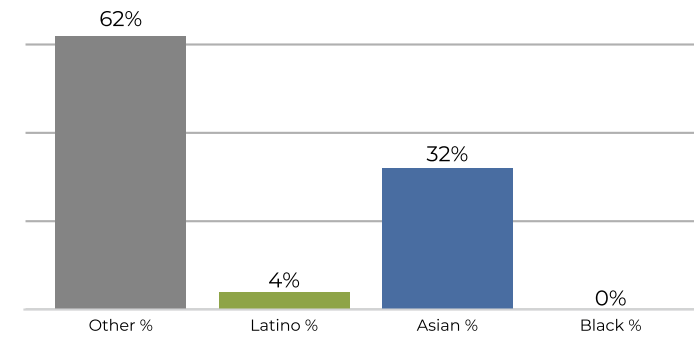


Population	Deviation	Deviation %	Other	Other %	Latino	Latino %	Asian	Asian %	Black	Black %
6,213	-121	-1.9%	3,562	57.3%	320	5.2%	2,291	36.9%	40	0.6%
<b>Total CVAP</b>	<b>Other CVAP</b>	<b>Other CVAP %</b>	<b>Latino CVAP</b>	<b>Latino CVAP %</b>	<b>Asian CVAP</b>	<b>Asian CVAP %</b>	<b>Black CVAP</b>	<b>Black CVAP %</b>		
3,877	2,482	64.0%	194	5.0%	1,159	29.9%	42	1.1%		

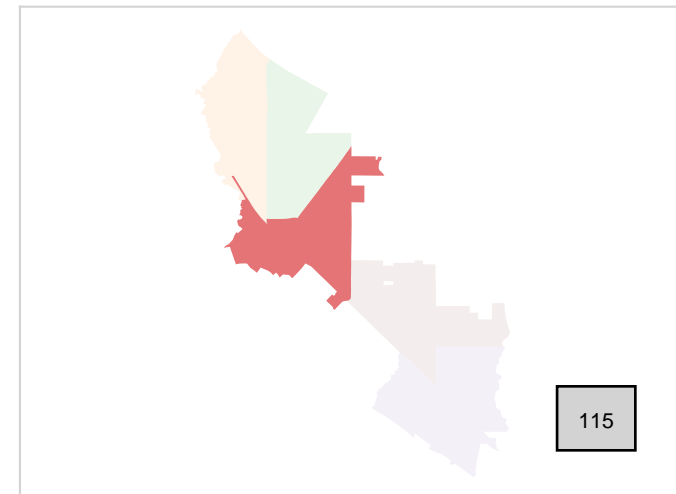
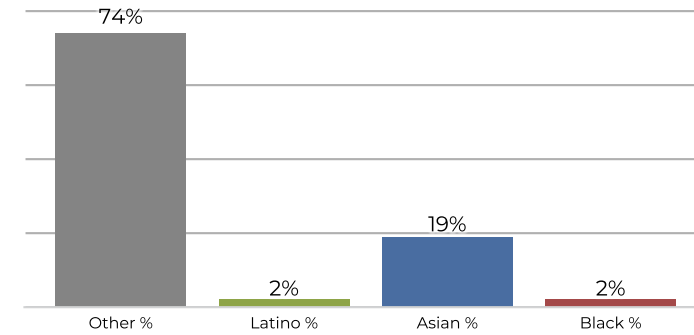
**District 3**



**2020 Census**



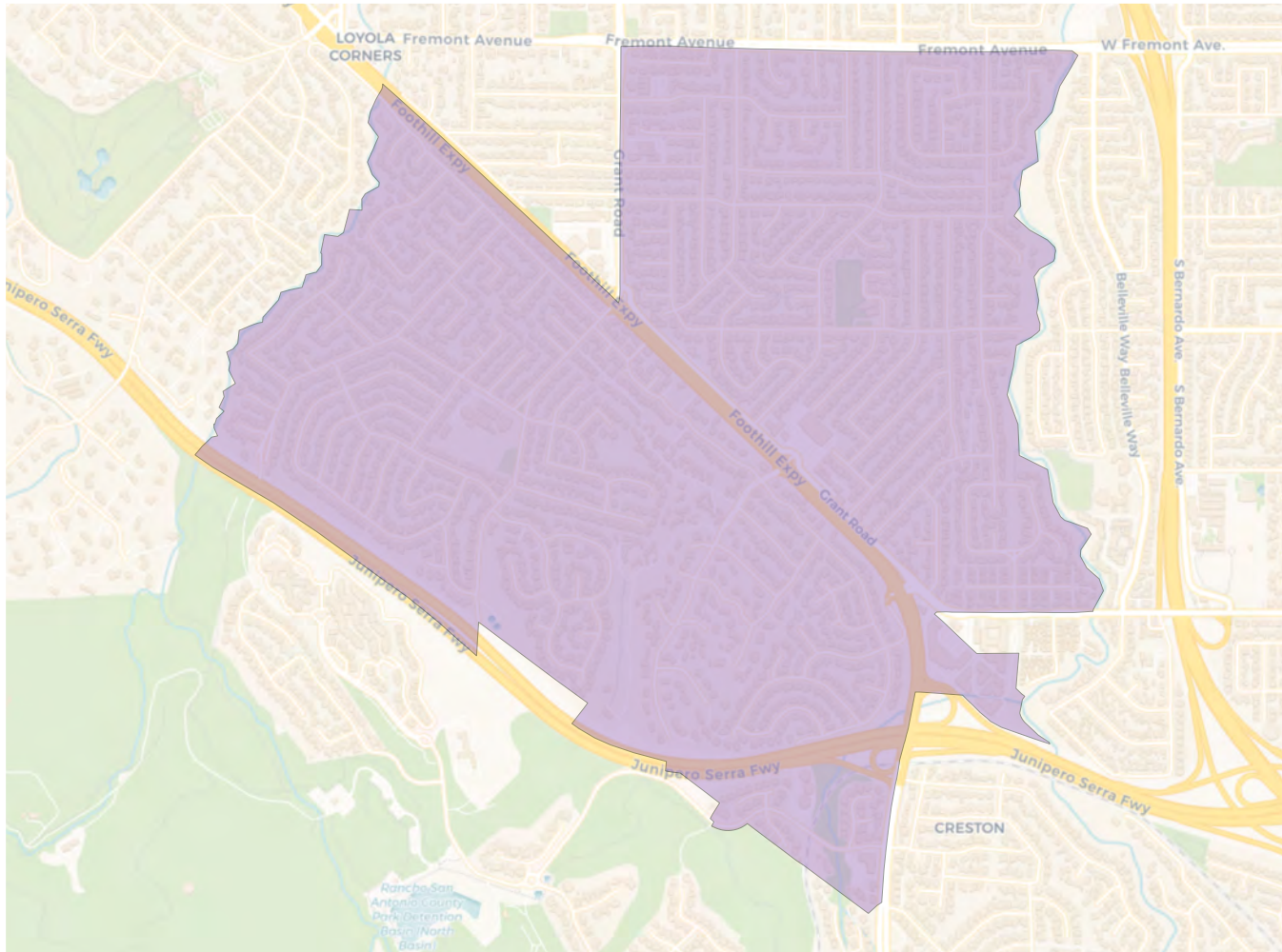
**Citizen Voting Age Population**



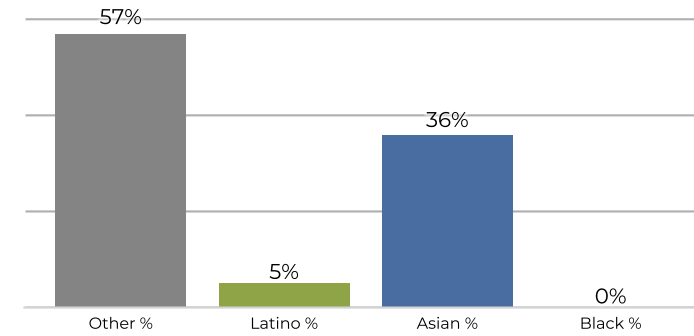
Population	Deviation	Deviation %	Other	Other %	Latino	Latino %	Asian	Asian %	Black	Black %
6,025	-309	-4.9%	3,733	62.0%	278	4.6%	1,980	32.9%	34	0.6%
Total CVAP	Other CVAP	Other CVAP %	Latino CVAP	Latino CVAP %	Asian CVAP	Asian CVAP %	Black CVAP	Black CVAP %		
4,094	3,049	74.5%	119	2.9%	809	19.8%	117	2.9%		



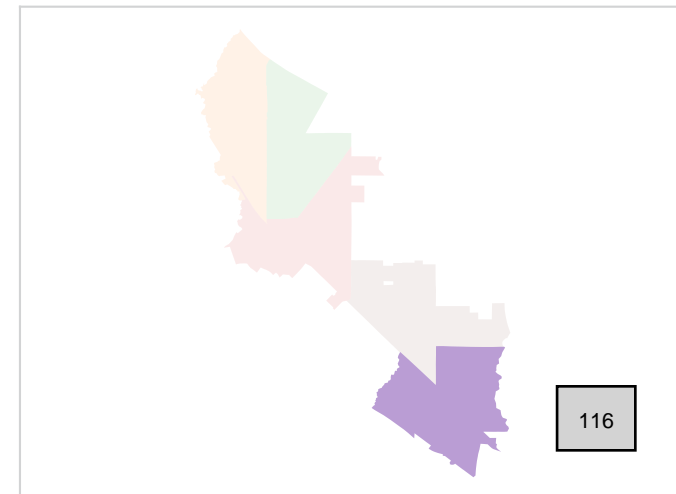
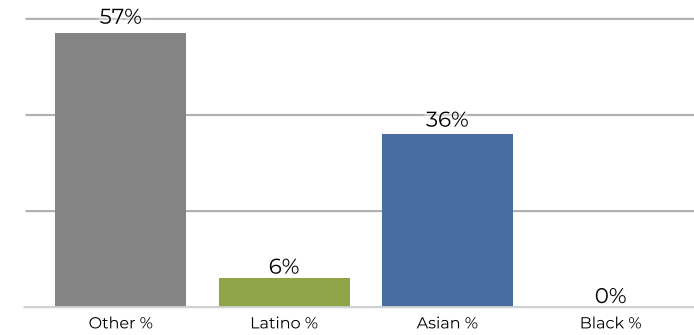
**District 4**



**2020 Census**



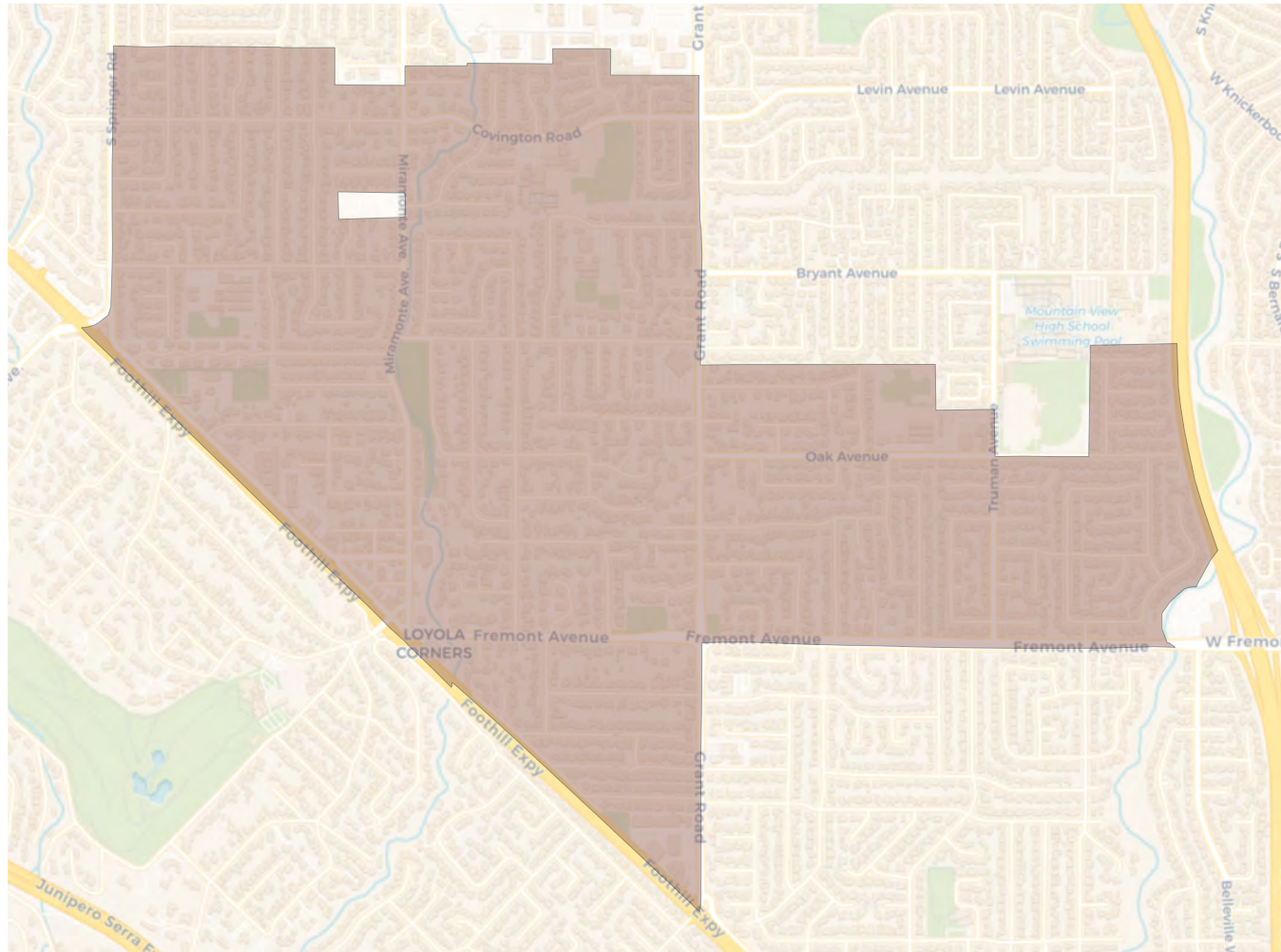
**Citizen Voting Age Population**



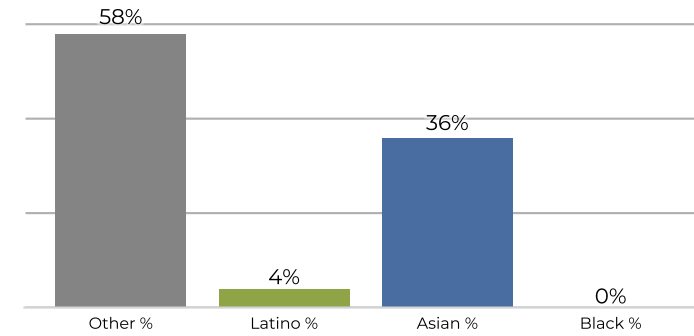
Population	Deviation	Deviation %	Other	Other %	Latino	Latino %	Asian	Asian %	Black	Black %
6,813	479	7.6%	3,918	57.5%	363	5.3%	2,491	36.6%	41	0.6%
Total CVAP	Other CVAP	Other CVAP %	Latino CVAP	Latino CVAP %	Asian CVAP	Asian CVAP %	Black CVAP	Black CVAP %		
4,252	2,438	57.3%	260	6.1%	1,531	36.0%	23	0.5%		



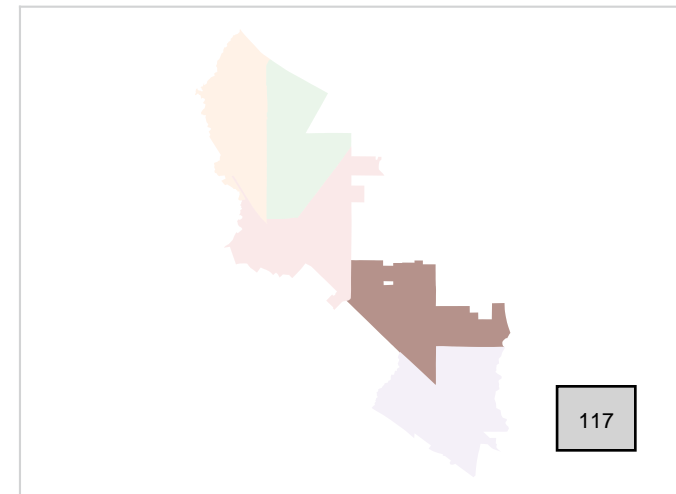
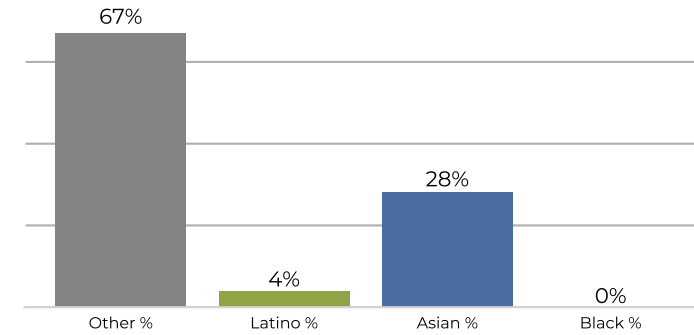
**District 5**



**2020 Census**

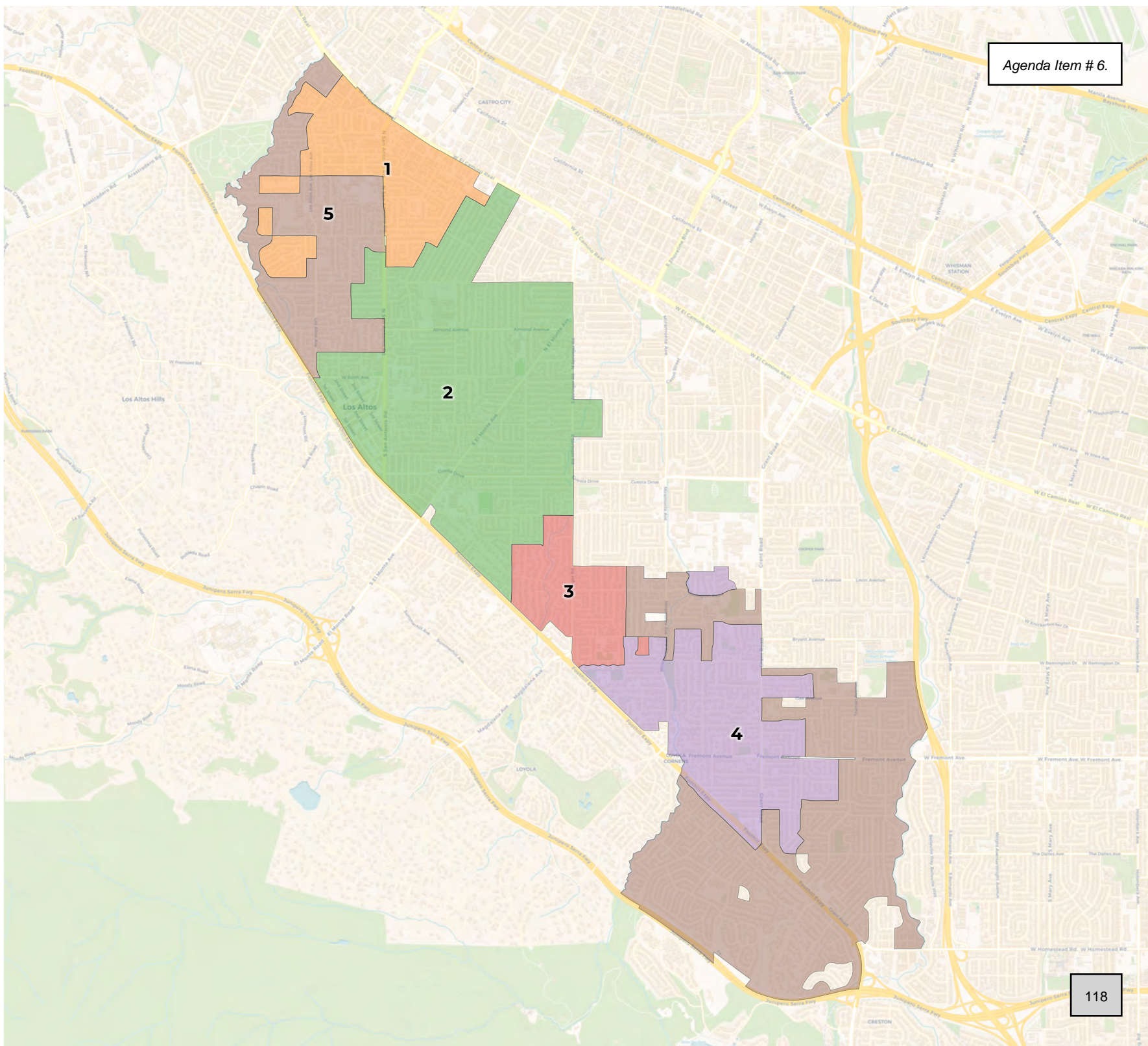


**Citizen Voting Age Population**



Population	Deviation	Deviation %	Other	Other %	Latino	Latino %	Asian	Asian %	Black	Black %
6,479	145	2.3%	3,782	58.4%	299	4.6%	2,367	36.5%	31	0.5%
Total CVAP	Other CVAP	Other CVAP %	Latino CVAP	Latino CVAP %	Asian CVAP	Asian CVAP %	Black CVAP	Black CVAP %		
4,615	3,117	67.5%	188	4.1%	1,292	28.0%	18	0.4%		





**2020 Census**

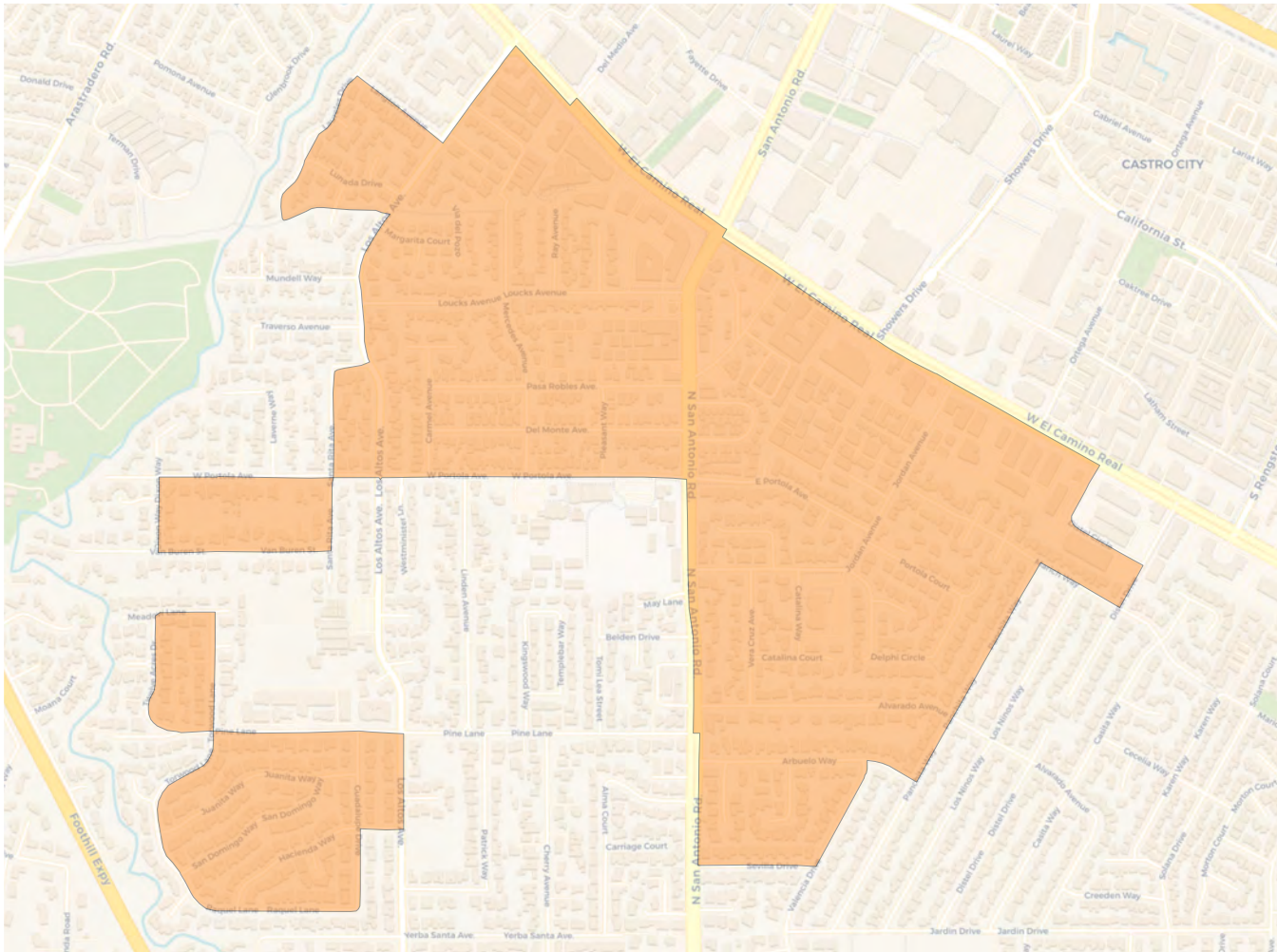
	1	2	3	4	5
Population	4,008	8,690	1,533	4,018	10,106
Deviation	-1,663	3,019	-4,138	-1,653	4,435
Deviation %	-29.3%	53.2%	-73.0%	-29.1%	78.2%
Other	2,133	5,225	961	2,346	6,179
Other %	53.2%	60.1%	62.7%	58.4%	61.1%
Latino	248	389	49	220	451
Latino %	6.2%	4.5%	3.2%	5.5%	4.5%
Asian	1,590	3,031	516	1,432	3,417
Asian %	39.7%	34.9%	33.7%	35.6%	33.8%
Black	37	45	7	20	59
Black %	0.9%	0.5%	0.5%	0.5%	0.6%

**Citizen Voting Age Population (CVAP)**

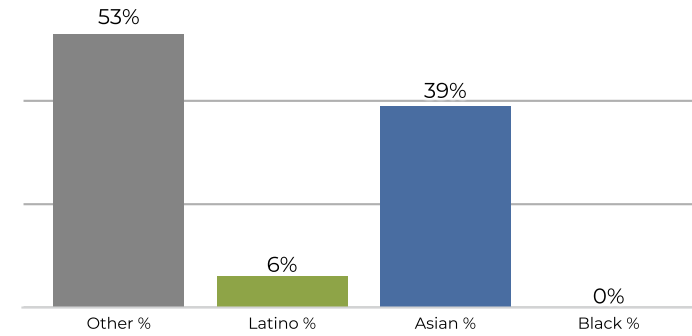
	1	2	3	4	5
Total CVAP	2,169	5,586	937	2,722	6,779
Other CVAP	1,435	3,835	679	1,736	4,321
Other CVAP %	66.2%	68.7%	72.5%	63.8%	63.7%
Latino CVAP	106	213	10	145	315
Latino CVAP %	4.9%	3.8%	1.1%	5.3%	4.6%
Asian CVAP	612	1,394	246	814	2,138
Asian CVAP %	28.2%	25.0%	26.3%	29.9%	31.5%
Black CVAP	16	144	2	27	119
Black CVAP %	0.7%	2.6%	0.2%	1.0%	0.1%



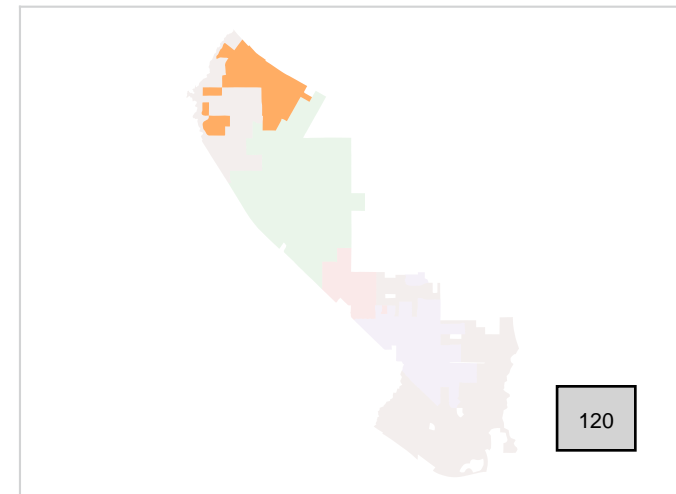
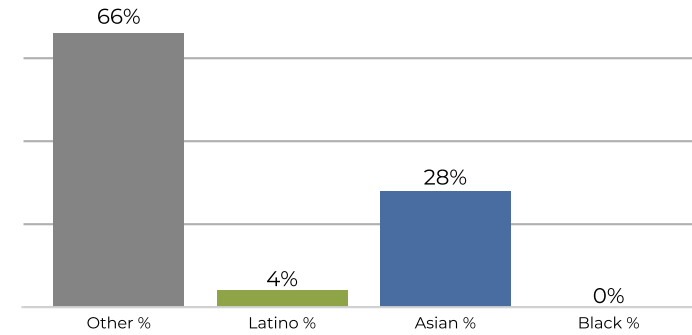
### District 1



### 2020 Census

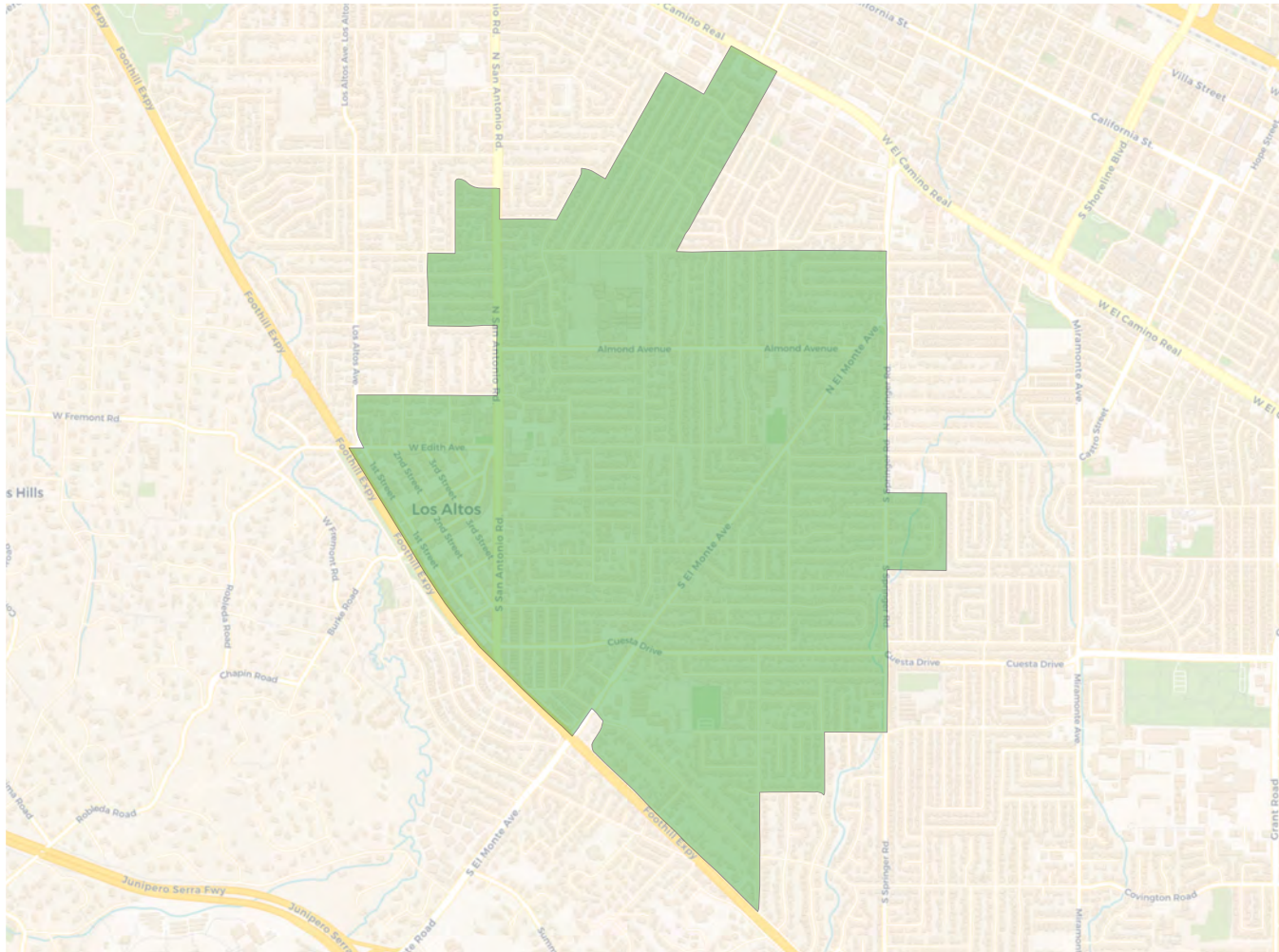


### Citizen Voting Age Population

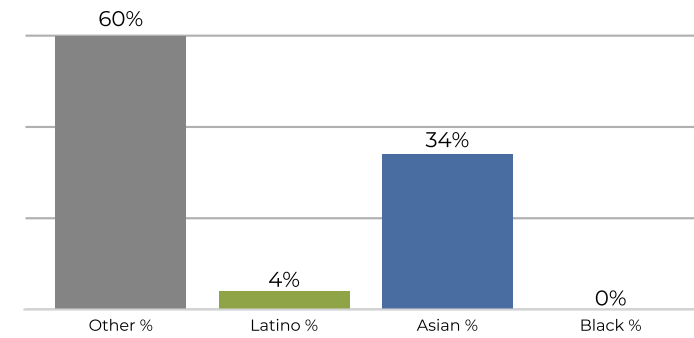


Population	Deviation	Deviation %	Other	Other %	Latino	Latino %	Asian	Asian %	Black	Black %
4,008	-1,663	-29.3%	2,133	53.2%	248	6.2%	1,590	39.7%	37	0.9%
Total CVAP	Other CVAP	Other CVAP %	Latino CVAP	Latino CVAP %	Asian CVAP	Asian CVAP %	Black CVAP	Black CVAP %		
2,169	1,435	66.2%	106	4.9%	612	28.2%	16	0.7%		

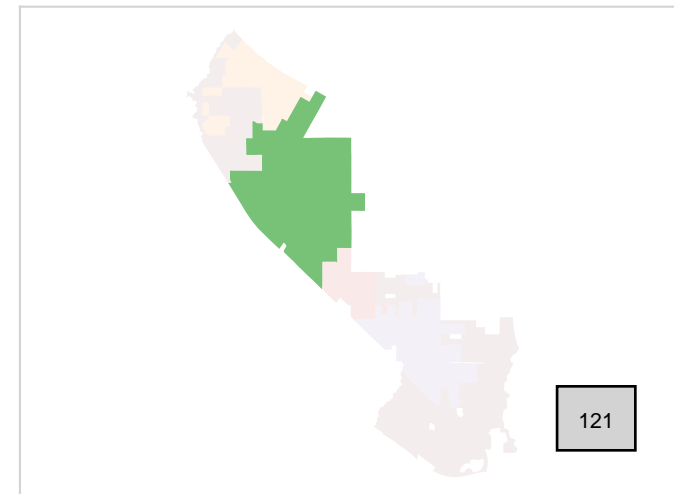
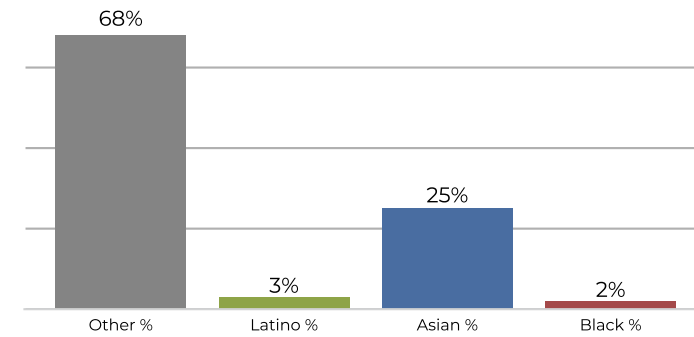
### District 2



### 2020 Census



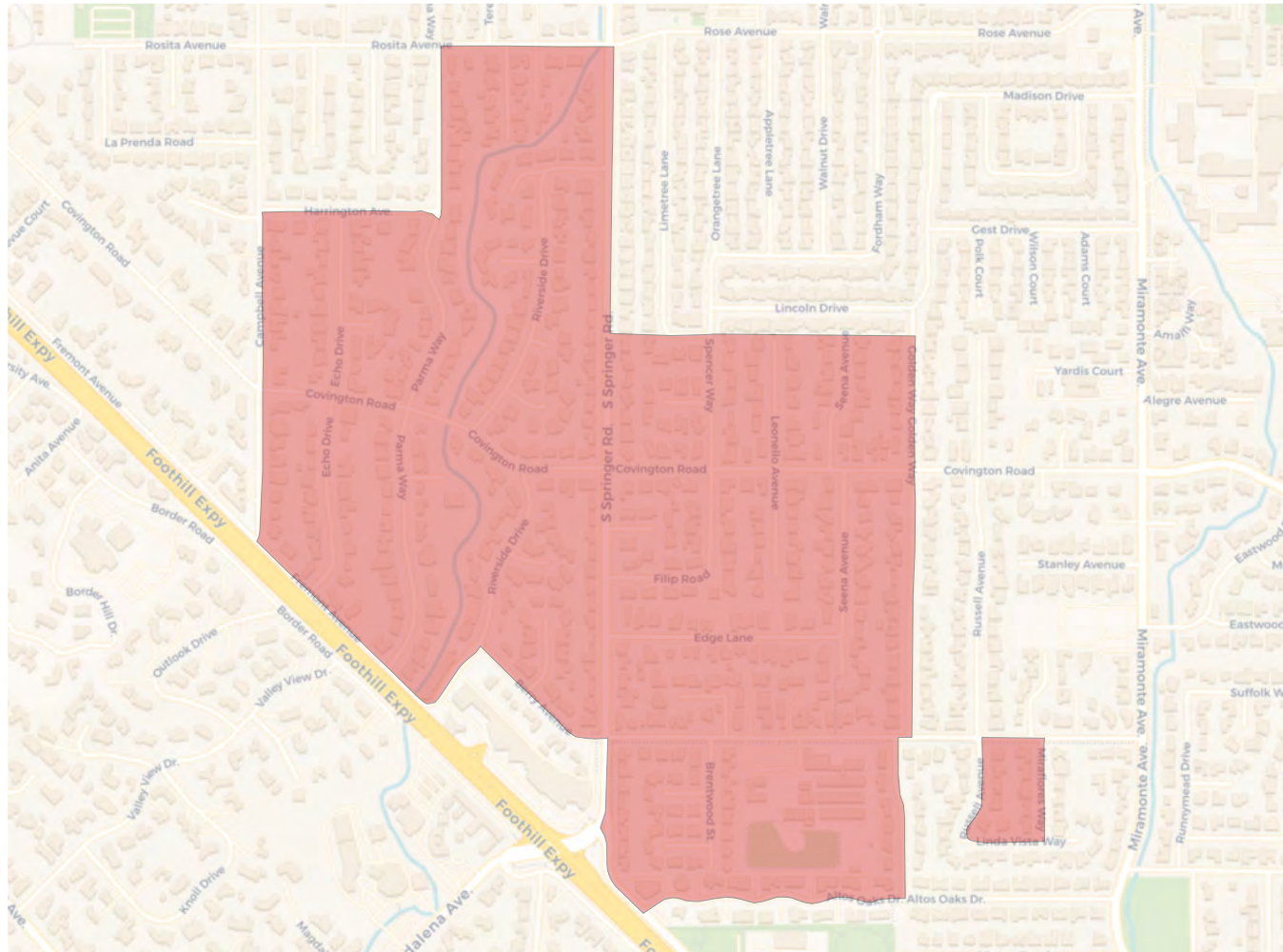
### Citizen Voting Age Population



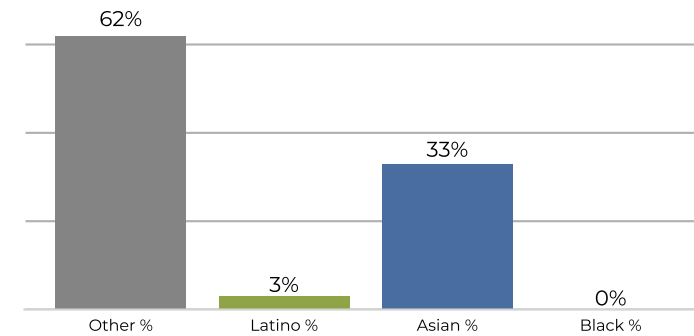
Population	Deviation	Deviation %	Other	Other %	Latino	Latino %	Asian	Asian %	Black	Black %
8,690	3,019	53.2%	5,225	60.1%	389	4.5%	3,031	34.9%	45	0.5%
Total CVAP	Other CVAP	Other CVAP %	Latino CVAP	Latino CVAP %	Asian CVAP	Asian CVAP %	Black CVAP	Black CVAP %		
5,586	3,835	68.7%	213	3.8%	1,394	25.0%	144	2.6%		



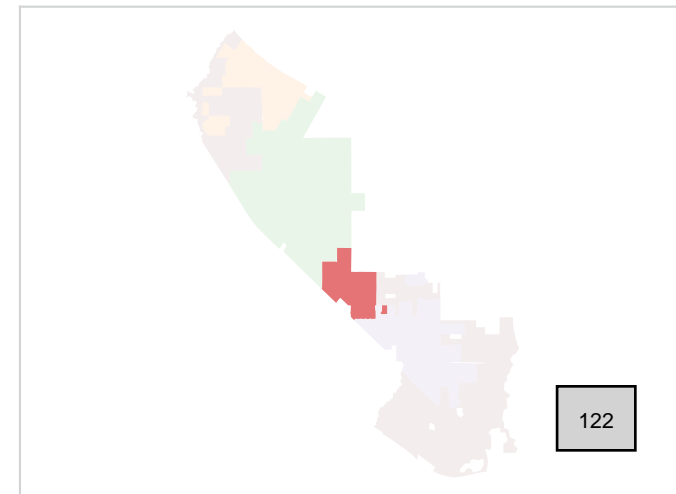
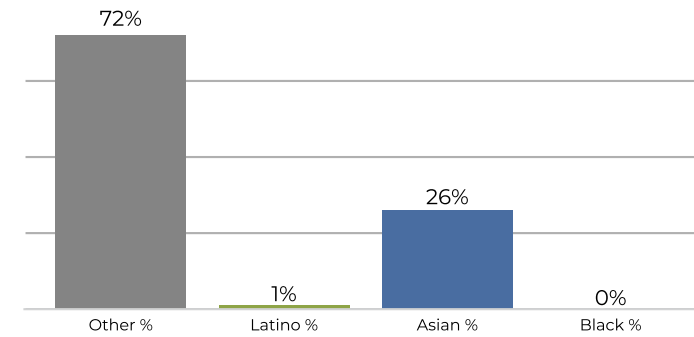
### District 3



### 2020 Census



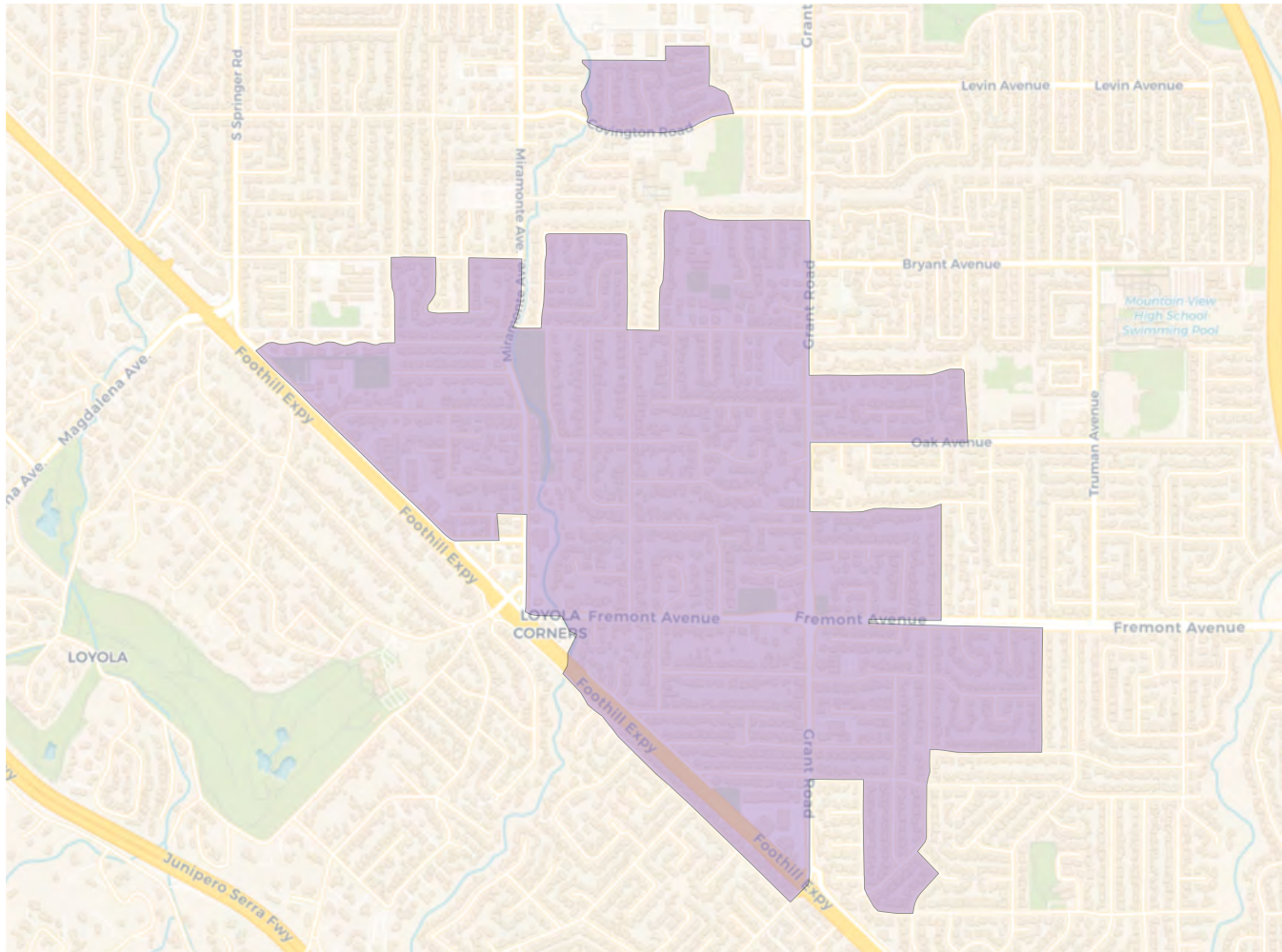
### Citizen Voting Age Population



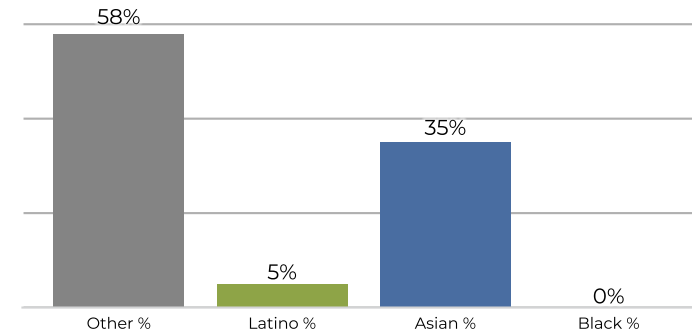
Population	Deviation	Deviation %	Other	Other %	Latino	Latino %	Asian	Asian %	Black	Black %
1,533	-4,138	-73.0%	961	62.7%	49	3.2%	516	33.7%	7	0.5%
<b>Total CVAP</b>	<b>Other CVAP</b>	<b>Other CVAP %</b>	<b>Latino CVAP</b>	<b>Latino CVAP %</b>	<b>Asian CVAP</b>	<b>Asian CVAP %</b>	<b>Black CVAP</b>	<b>Black CVAP %</b>		
937	679	72.5%	10	1.1%	246	26.3%	2	0.2%		



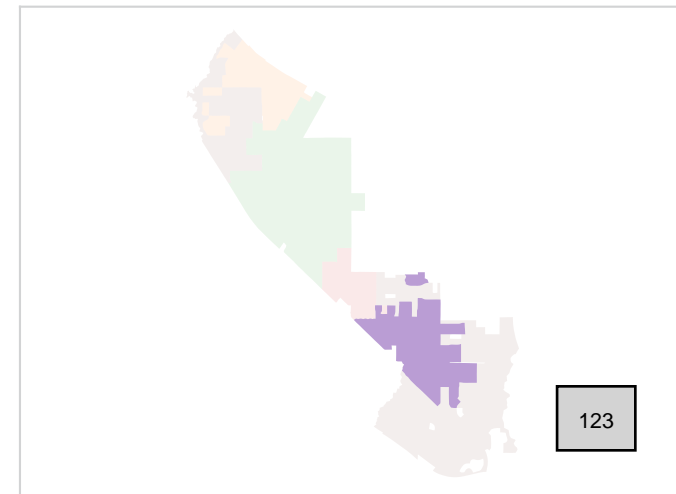
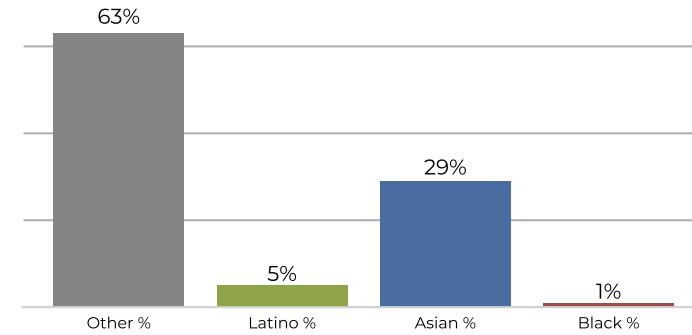
**District 4**



**2020 Census**

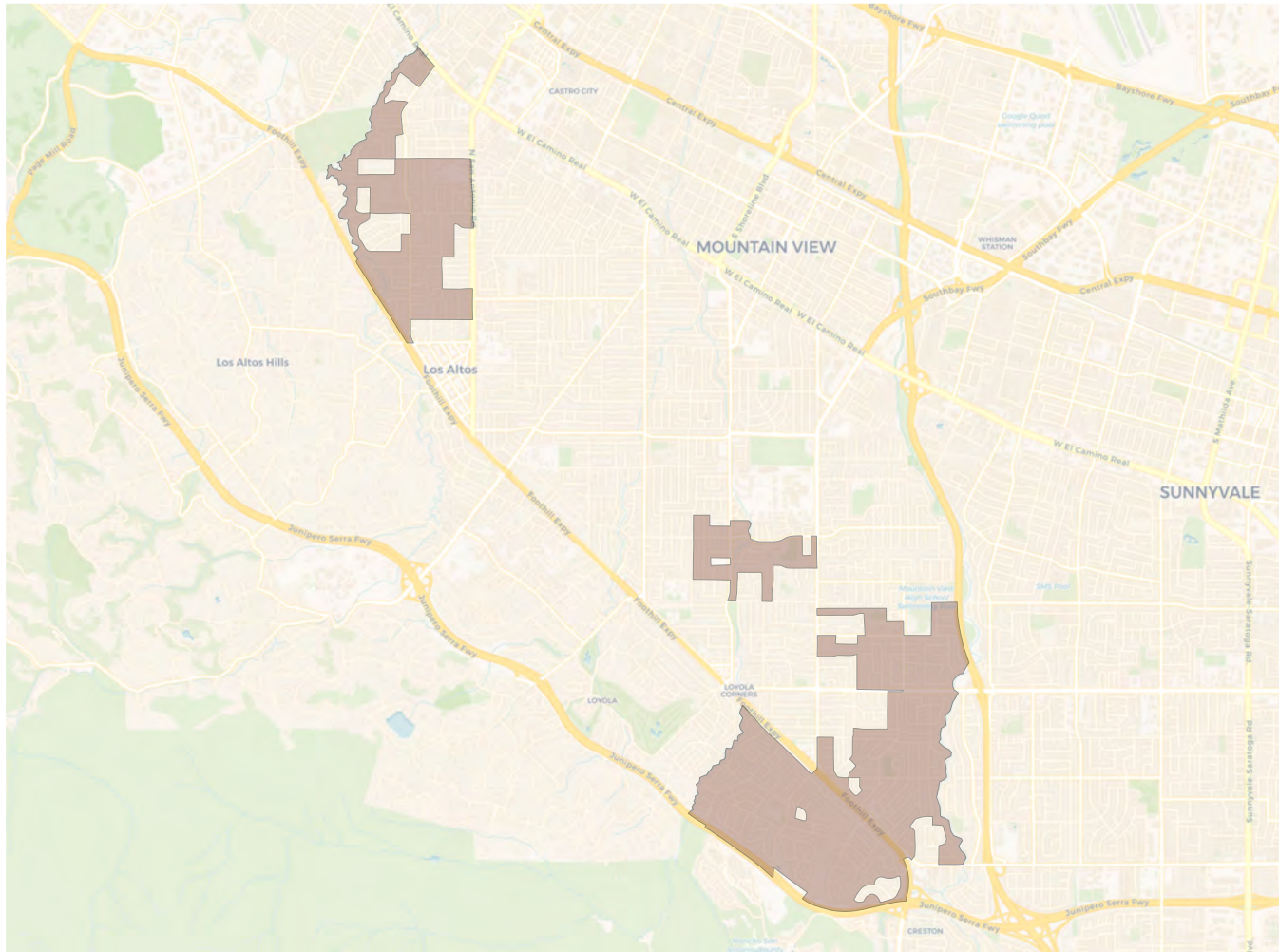


**Citizen Voting Age Population**

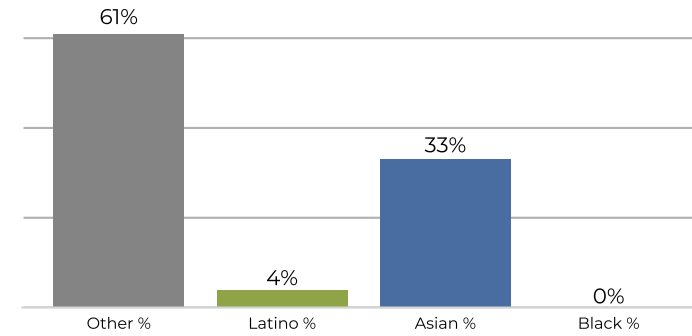


Population	Deviation	Deviation %	Other	Other %	Latino	Latino %	Asian	Asian %	Black	Black %
4,018	-1,653	-29.1%	2,346	58.4%	220	5.5%	1,432	35.6%	20	0.5%
Total CVAP	Other CVAP	Other CVAP %	Latino CVAP	Latino CVAP %	Asian CVAP	Asian CVAP %	Black CVAP	Black CVAP %		
2,722	1,736	63.8%	145	5.3%	814	29.9%	27	1.0%		

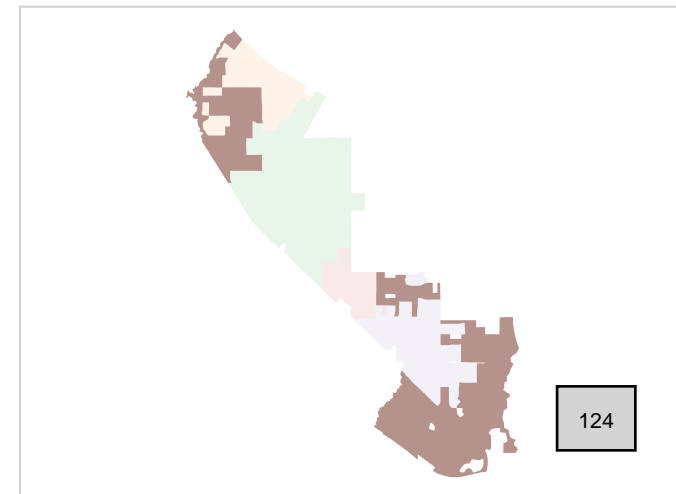
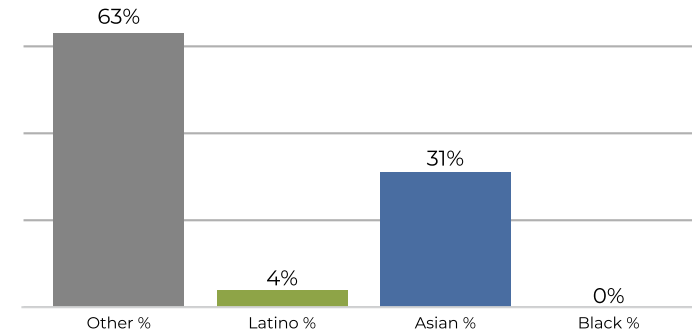
### District 5



### 2020 Census



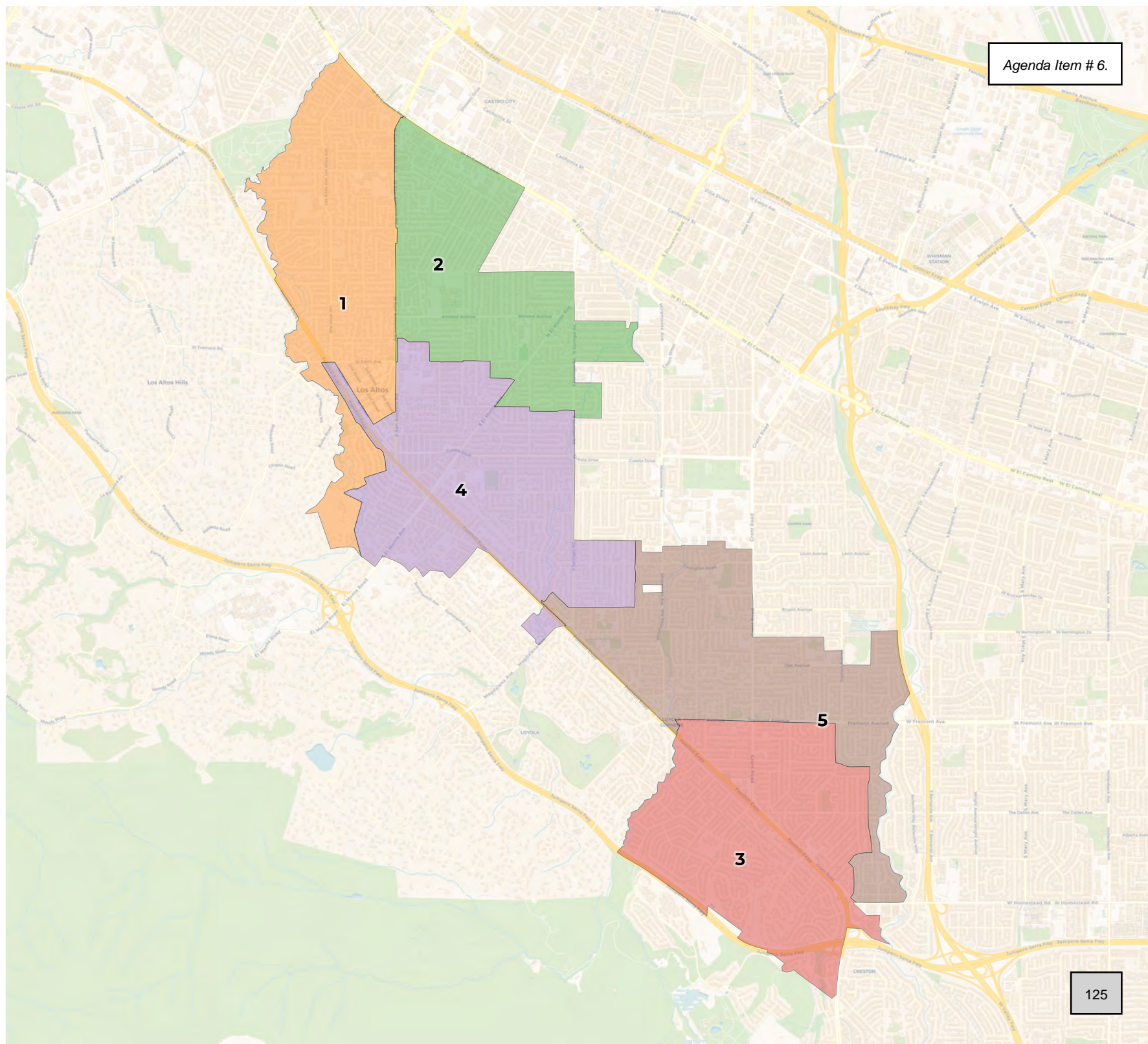
### Citizen Voting Age Population



124

Population	Deviation	Deviation %	Other	Other %	Latino	Latino %	Asian	Asian %	Black	Black %
10,106	4,435	78.2%	6,179	61.1%	451	4.5%	3,417	33.8%	59	0.6%
Total CVAP	Other CVAP	Other CVAP %	Latino CVAP	Latino CVAP %	Asian CVAP	Asian CVAP %	Black CVAP	Black CVAP %		
6,779	4,321	63.7%	315	4.6%	2,138	31.5%	5	0.1%		







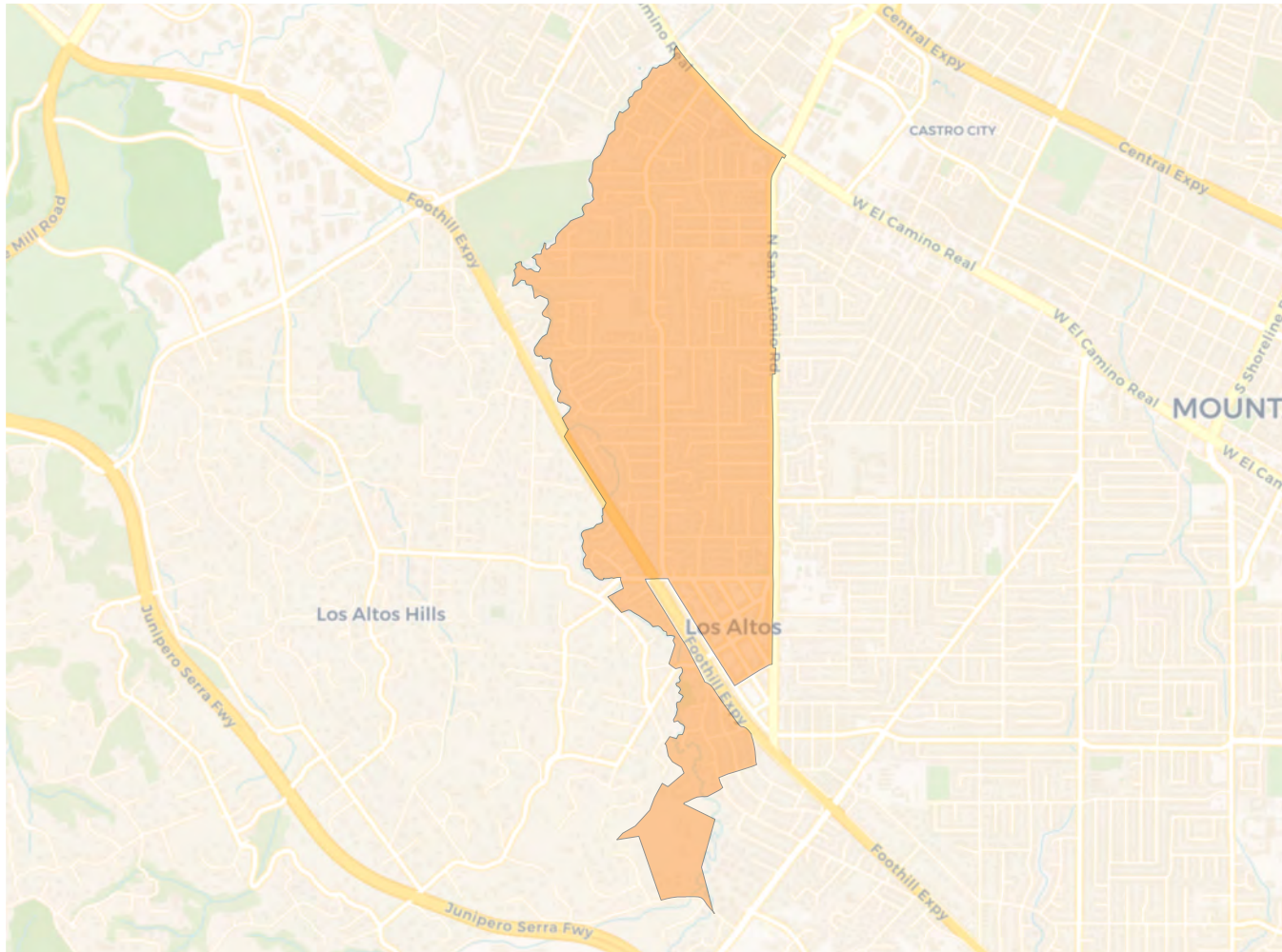
**2020 Census**

	1	2	3	4	5
Population	6,275	5,896	6,264	6,893	6,340
Deviation	-59	-438	-70	559	6
Deviation %	-0.9%	-6.9%	-1.1%	8.8%	0.1%
Other	3,908	3,367	3,559	4,256	3,694
Other %	62.3%	57.1%	56.8%	61.7%	58.3%
Latino	313	312	342	290	296
Latino %	5.0%	5.3%	5.5%	4.2%	4.7%
Asian	2,018	2,173	2,330	2,315	2,311
Asian %	32.2%	36.9%	37.2%	33.6%	36.5%
Black	36	44	33	32	39
Black %	0.6%	0.7%	0.5%	0.5%	0.6%

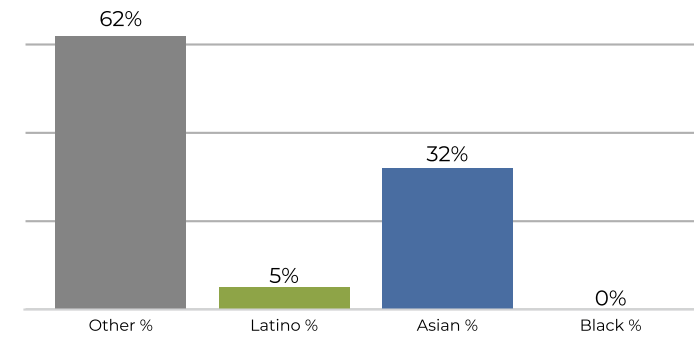
**Citizen Voting Age Population (CVAP)**

	1	2	3	4	5
Total CVAP	3,410	3,663	3,950	4,474	4,584
Other CVAP	2,491	2,467	2,369	3,195	2,902
Other CVAP %	73.0%	67.3%	60.0%	71.4%	63.3%
Latino CVAP	77	153	210	160	238
Latino CVAP %	2.3%	4.2%	5.3%	3.6%	5.2%
Asian CVAP	837	1,022	1,345	981	1,429
Asian CVAP %	24.5%	27.9%	34.1%	21.9%	31.2%
Black CVAP	5	21	26	138	126
Black CVAP %	0.1%	0.6%	0.7%	3.1%	0.3%

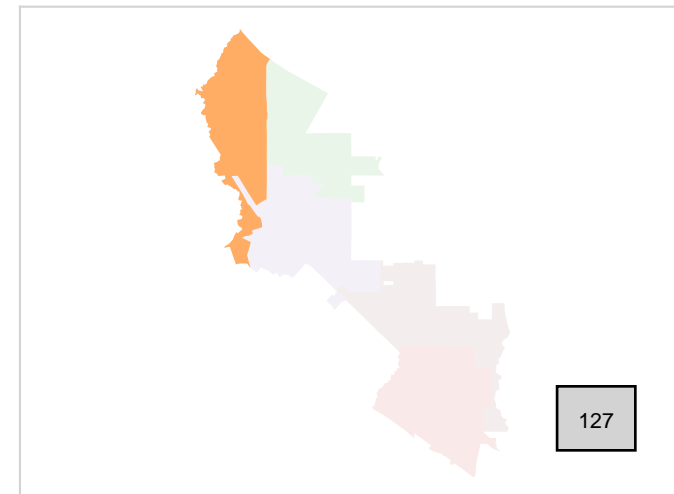
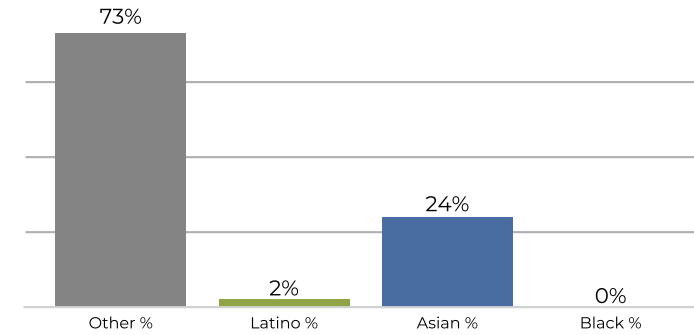
**District 1**



**2020 Census**

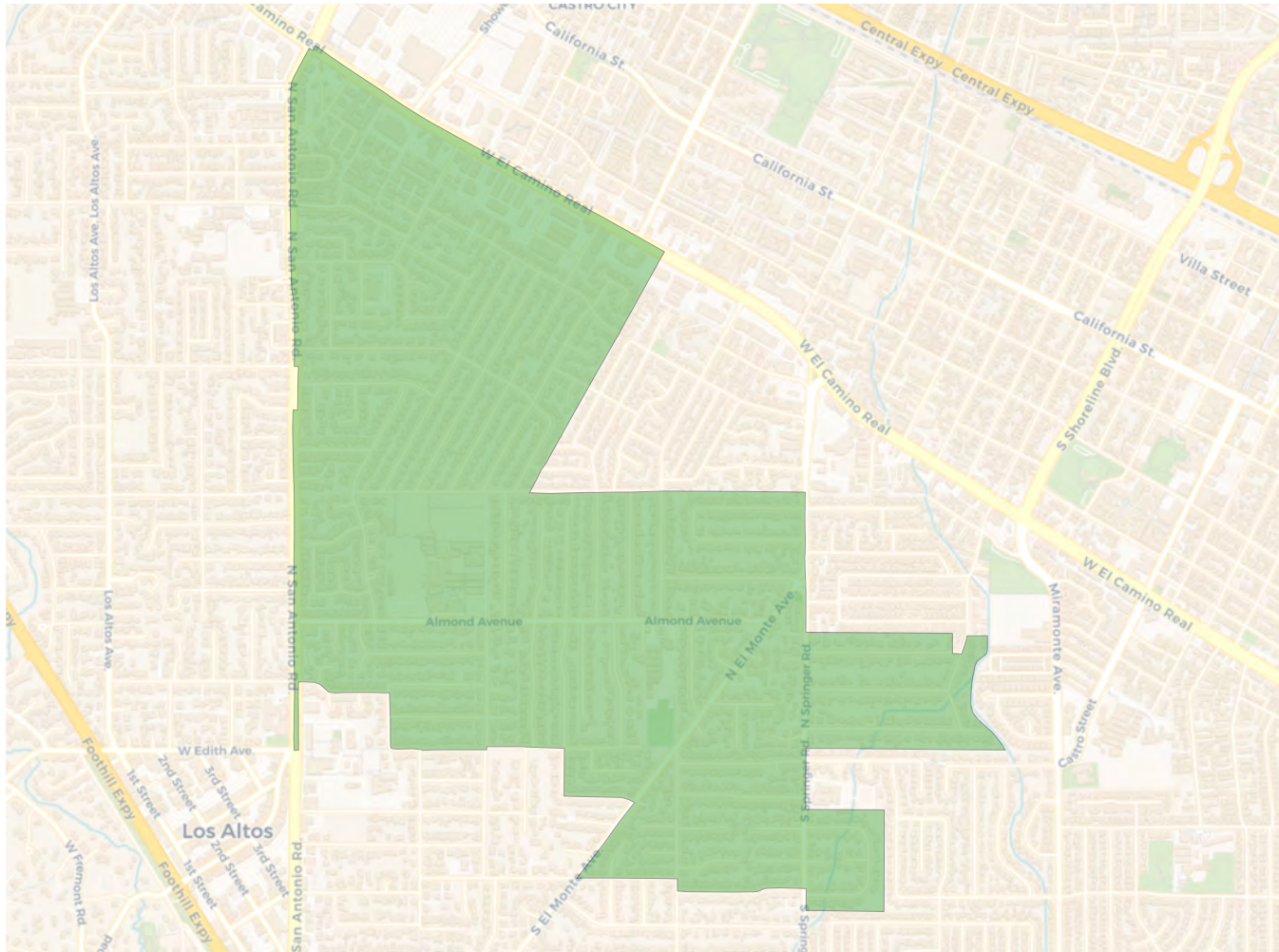


**Citizen Voting Age Population**

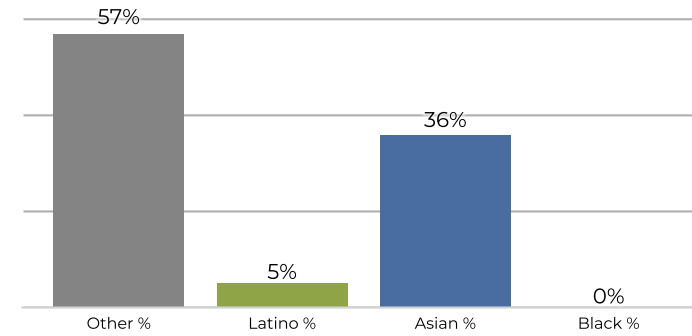


Population	Deviation	Deviation %	Other	Other %	Latino	Latino %	Asian	Asian %	Black	Black %
6,275	-59	-0.9%	3,908	62.3%	313	5.0%	2,018	32.2%	36	0.6%
Total CVAP	Other CVAP	Other CVAP %	Latino CVAP	Latino CVAP %	Asian CVAP	Asian CVAP %	Black CVAP	Black CVAP %		
3,410	2,491	73.0%	77	2.3%	837	24.5%	5	0.1%		

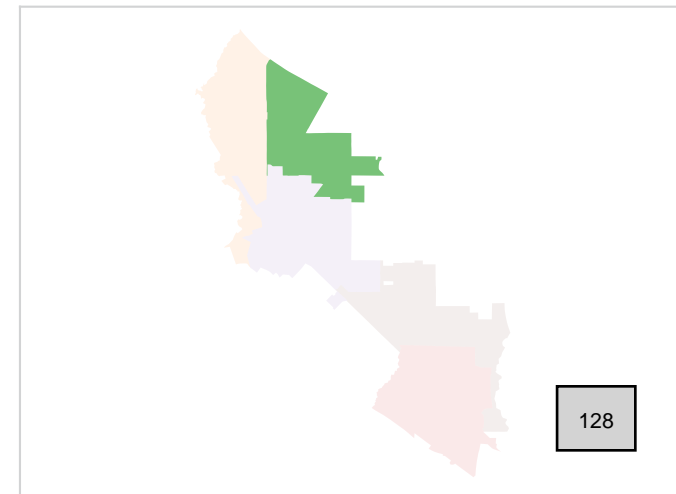
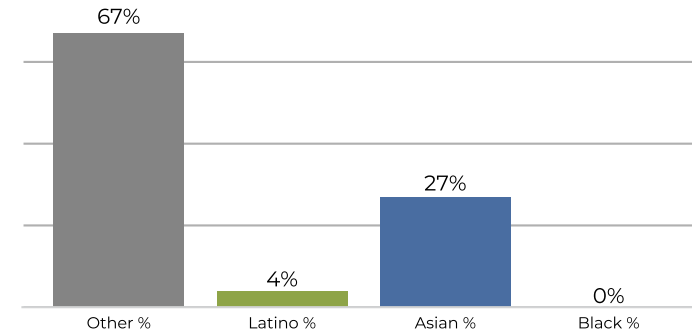
**District 2**



**2020 Census**



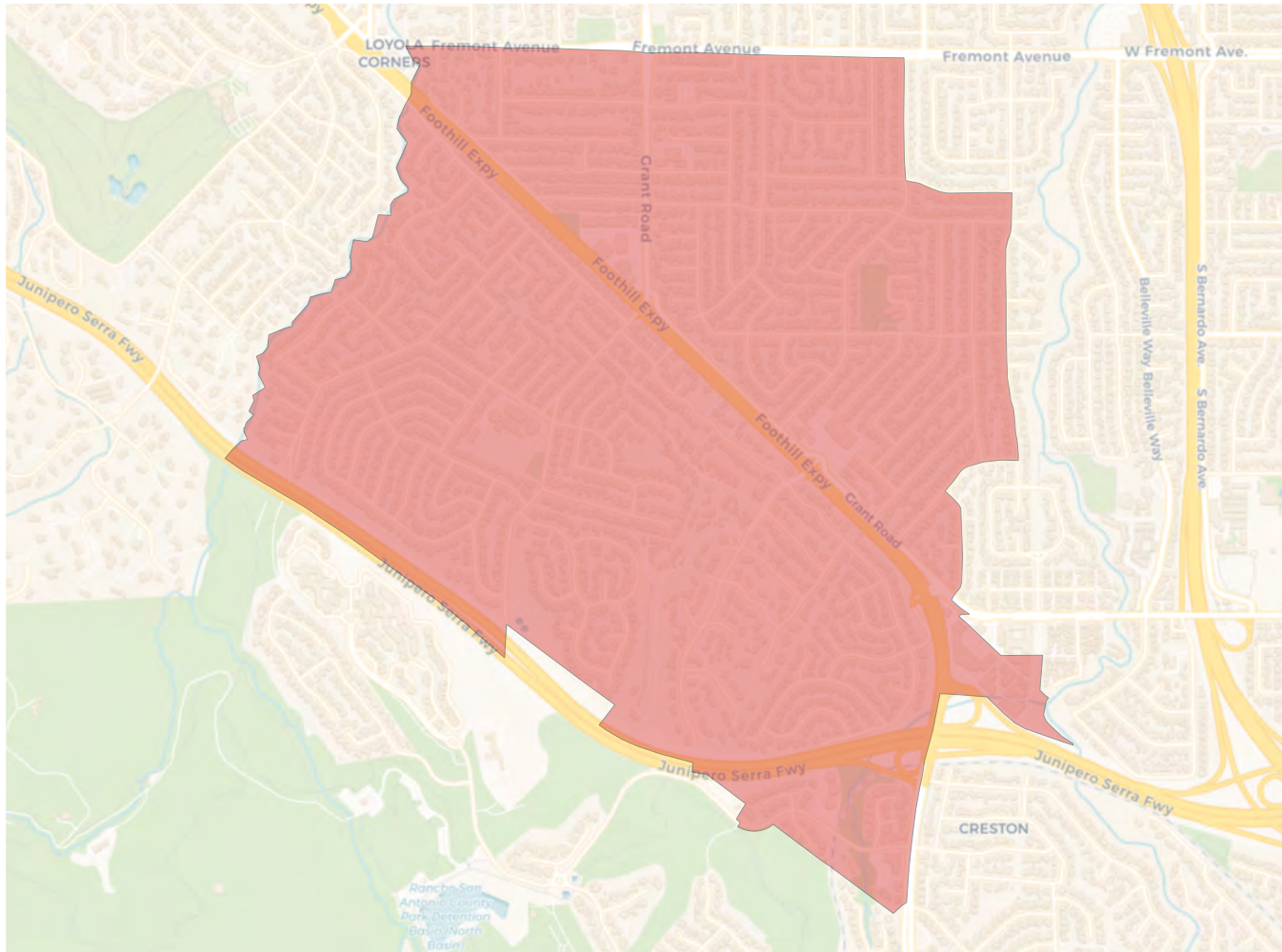
**Citizen Voting Age Population**



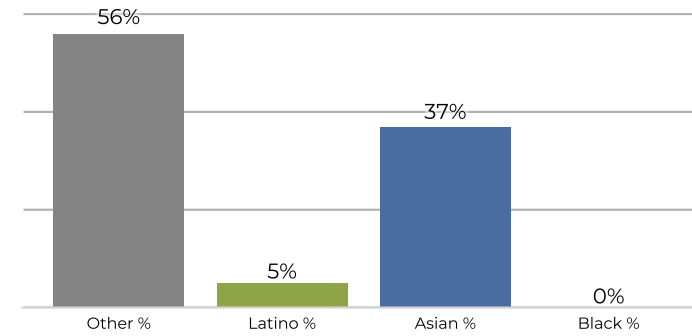
Population	Deviation	Deviation %	Other	Other %	Latino	Latino %	Asian	Asian %	Black	Black %
5,896	-438	-6.9%	3,367	57.1%	312	5.3%	2,173	36.9%	44	0.7%
Total CVAP	Other CVAP	Other CVAP %	Latino CVAP	Latino CVAP %	Asian CVAP	Asian CVAP %	Black CVAP	Black CVAP %		
3,663	2,467	67.3%	153	4.2%	1,022	27.9%	21	0.6%		



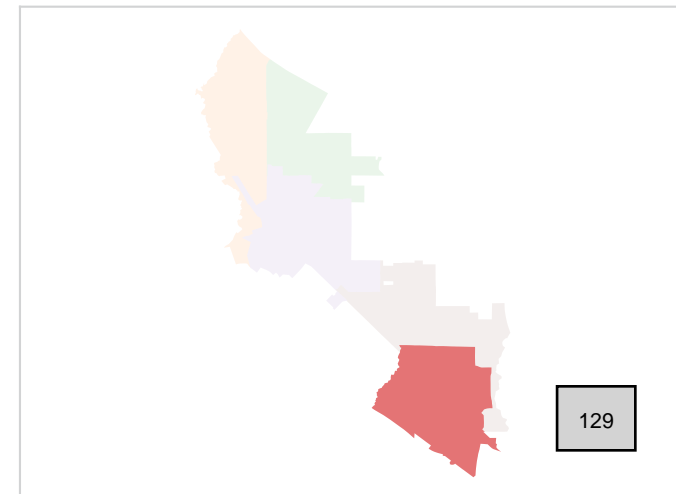
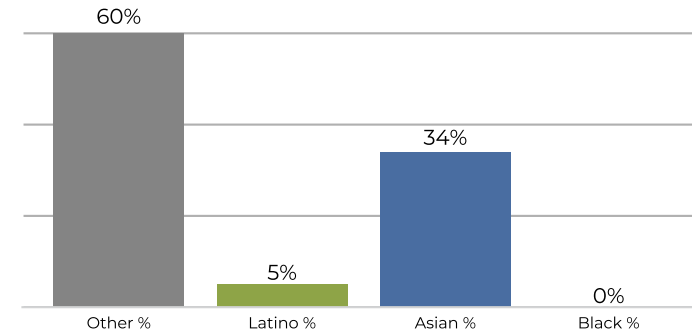
**District 3**



**2020 Census**

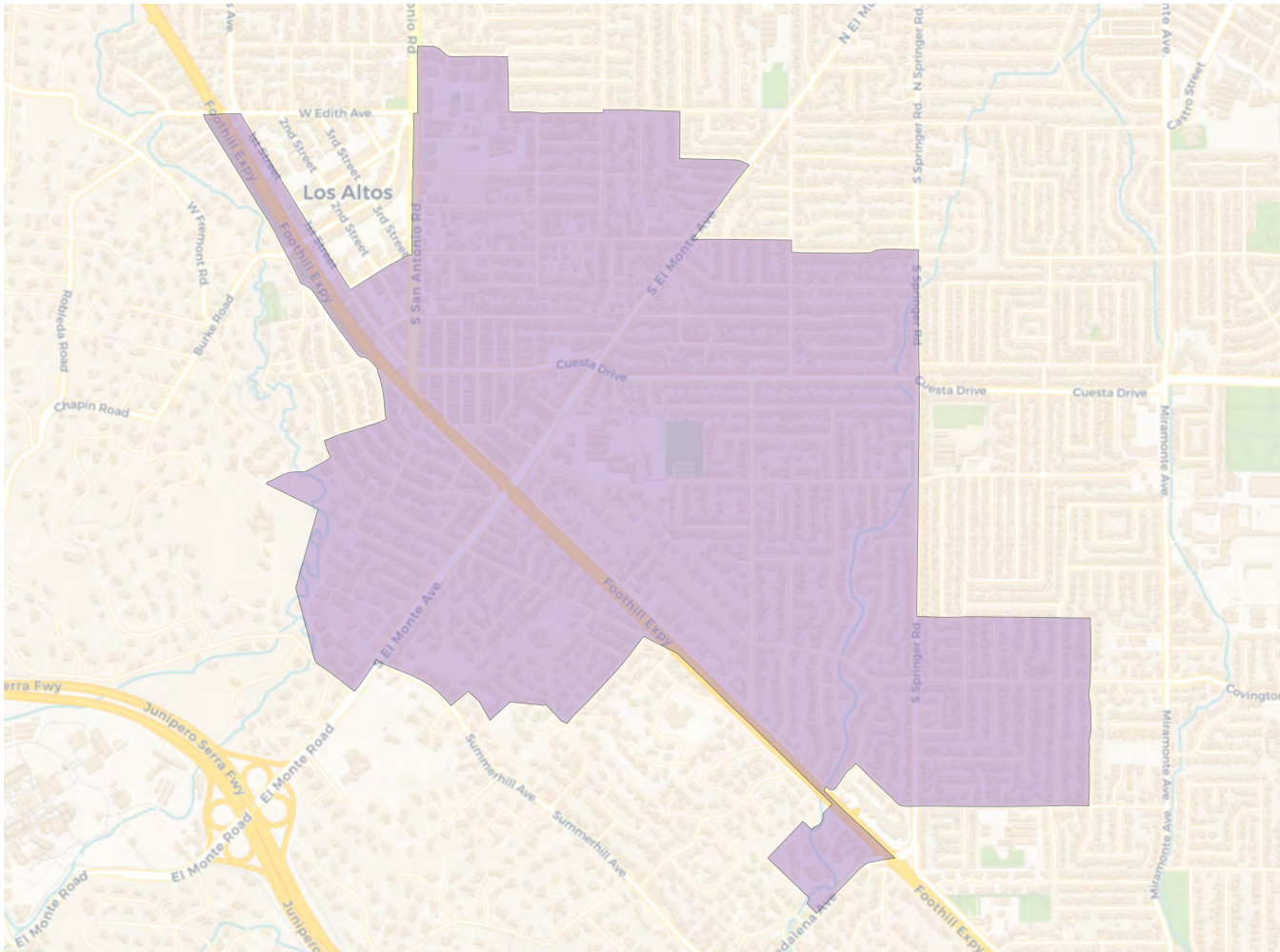


**Citizen Voting Age Population**

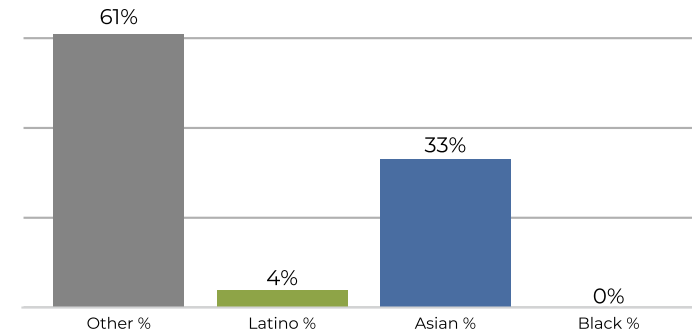


Population	Deviation	Deviation %	Other	Other %	Latino	Latino %	Asian	Asian %	Black	Black %
6,264	-70	-1.1%	3,559	56.8%	342	5.5%	2,330	37.2%	33	0.5%
Total CVAP	Other CVAP	Other CVAP %	Latino CVAP	Latino CVAP %	Asian CVAP	Asian CVAP %	Black CVAP	Black CVAP %		
3,950	2,369	60.0%	210	5.3%	1,345	34.1%	26	0.7%		

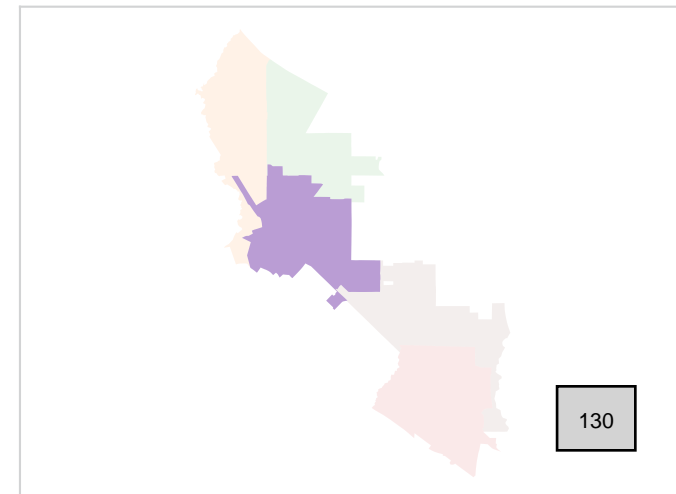
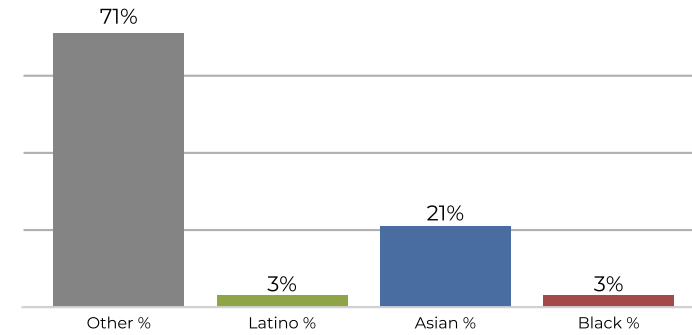
**District 4**



**2020 Census**



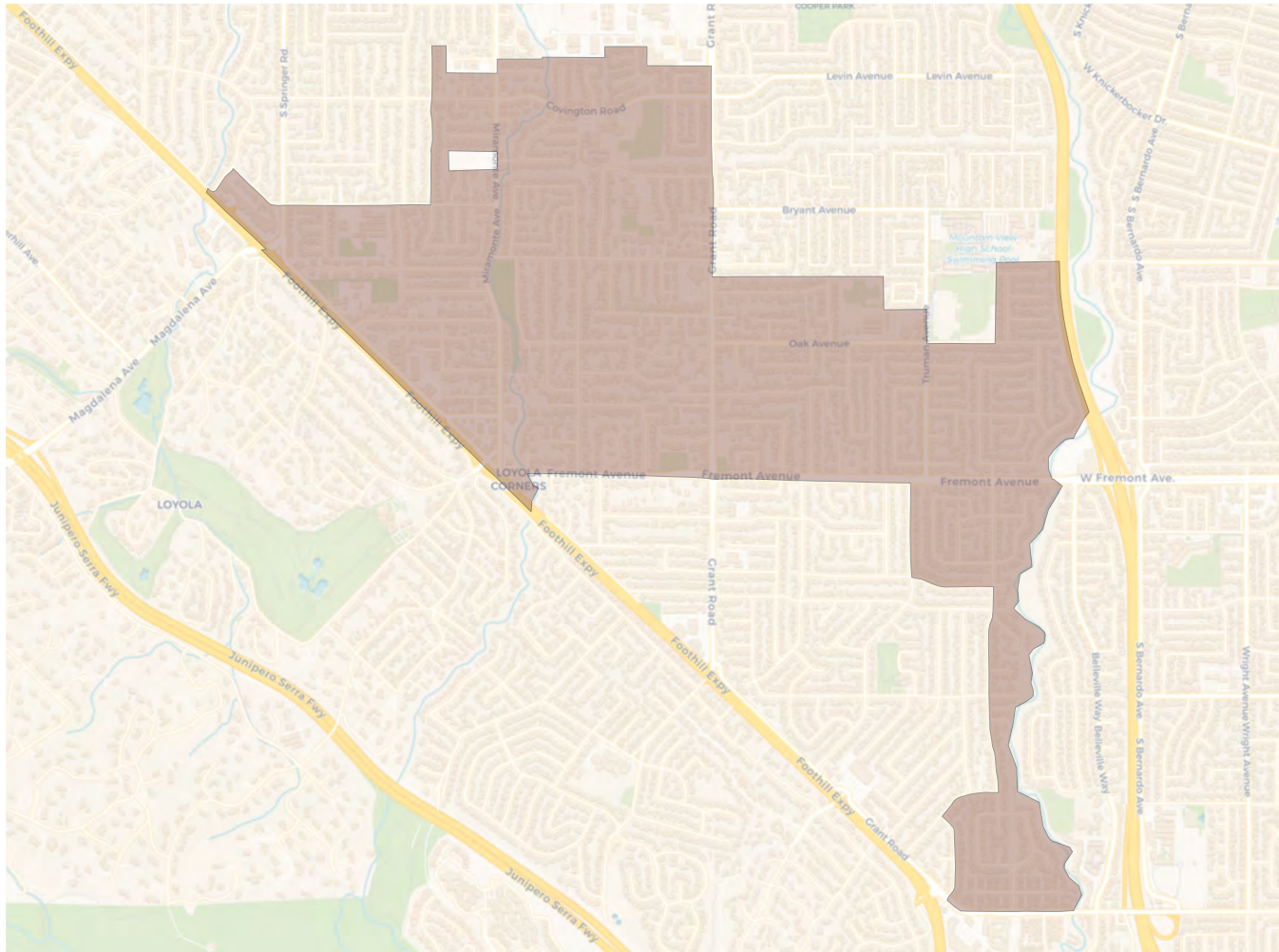
**Citizen Voting Age Population**



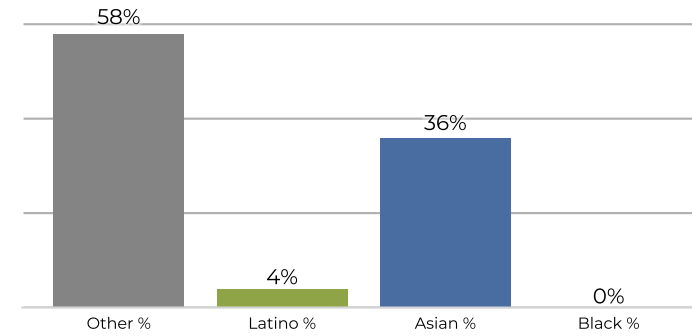
Population	Deviation	Deviation %	Other	Other %	Latino	Latino %	Asian	Asian %	Black	Black %
6,893	559	8.8%	4,256	61.7%	290	4.2%	2,315	33.6%	32	0.5%
<b>Total CVAP</b>	<b>Other CVAP</b>	<b>Other CVAP %</b>	<b>Latino CVAP</b>	<b>Latino CVAP %</b>	<b>Asian CVAP</b>	<b>Asian CVAP %</b>	<b>Black CVAP</b>	<b>Black CVAP %</b>		
4,474	3,195	71.4%	160	3.6%	981	21.9%	138	3.1%		



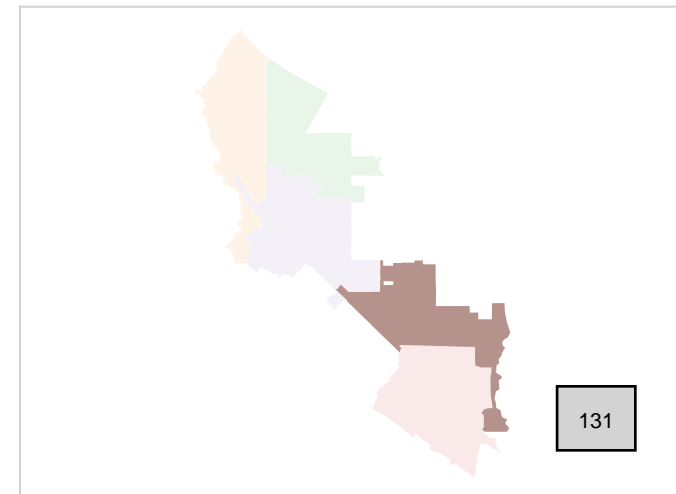
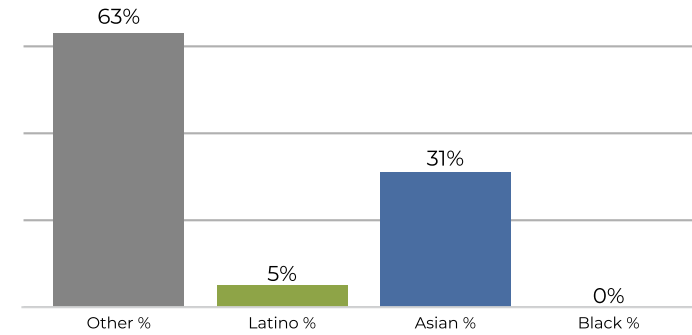
**District 5**



**2020 Census**

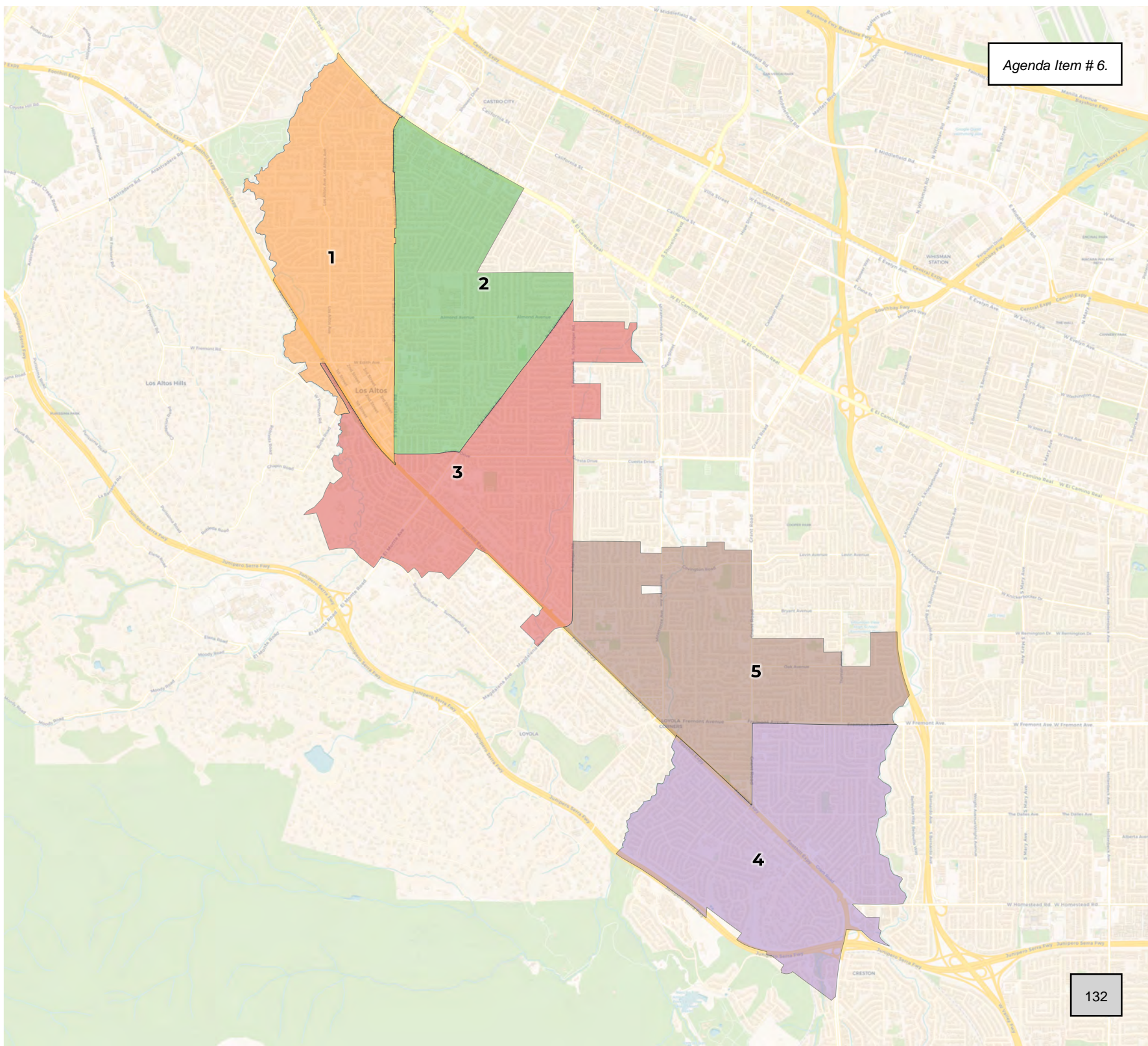


**Citizen Voting Age Population**



Population	Deviation	Deviation %	Other	Other %	Latino	Latino %	Asian	Asian %	Black	Black %
6,340	6	0.1%	3,694	58.3%	296	4.7%	2,311	36.5%	39	0.6%
<b>Total CVAP</b>	<b>Other CVAP</b>	<b>Other CVAP %</b>	<b>Latino CVAP</b>	<b>Latino CVAP %</b>	<b>Asian CVAP</b>	<b>Asian CVAP %</b>	<b>Black CVAP</b>	<b>Black CVAP %</b>		
4,584	2,902	63.3%	238	5.2%	1,429	31.2%	15	0.3%		





**2020 Census**

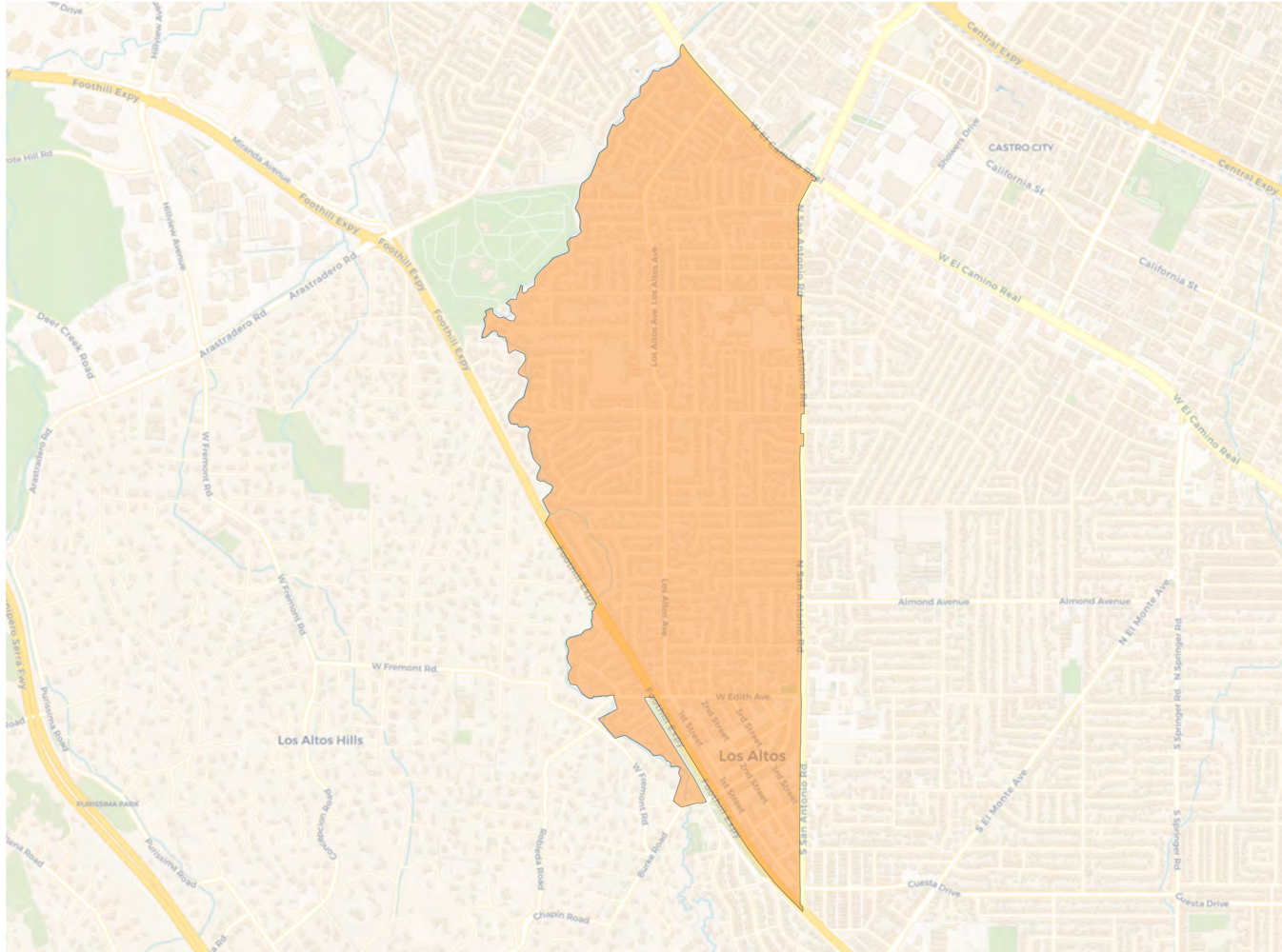
	1	2	3	4	5
Population	6,138	6,213	6,025	6,813	6,479
Deviation	-196	-121	-309	479	145
Deviation %	-3.1%	-1.9%	-4.9%	7.6%	2.3%
Other	3,789	3,562	3,733	3,918	3,782
Other %	61.7%	57.3%	62.0%	57.5%	58.4%
Latino	293	320	278	363	299
Latino %	4.8%	5.2%	4.6%	5.3%	4.6%
Asian	2,018	2,291	1,980	2,491	2,367
Asian %	32.9%	36.9%	32.9%	36.6%	36.5%
Black	38	40	34	41	31
Black %	0.6%	0.6%	0.6%	0.6%	0.5%

**Citizen Voting Age Population (CVAP)**

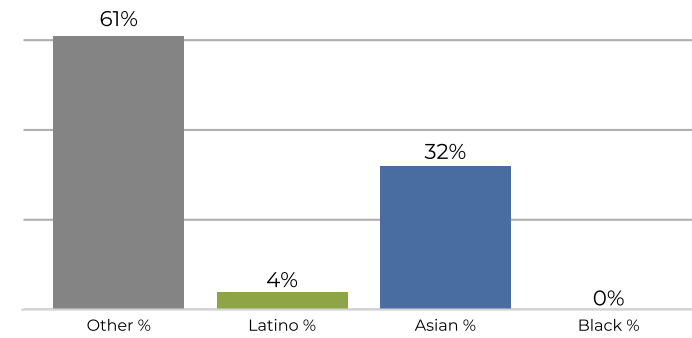
	1	2	3	4	5
Total CVAP	3,243	3,877	4,094	4,252	4,615
Other CVAP	2,338	2,482	3,049	2,438	3,117
Other CVAP %	72.1%	64.0%	74.5%	57.3%	67.5%
Latino CVAP	77	194	119	260	188
Latino CVAP %	2.4%	5.0%	2.9%	6.1%	4.1%
Asian CVAP	823	1,159	809	1,531	1,292
Asian CVAP %	25.4%	29.9%	19.8%	36.0%	28.0%
Black CVAP	5	42	117	23	133
Black CVAP %	0.2%	1.1%	2.9%	0.5%	0.4%



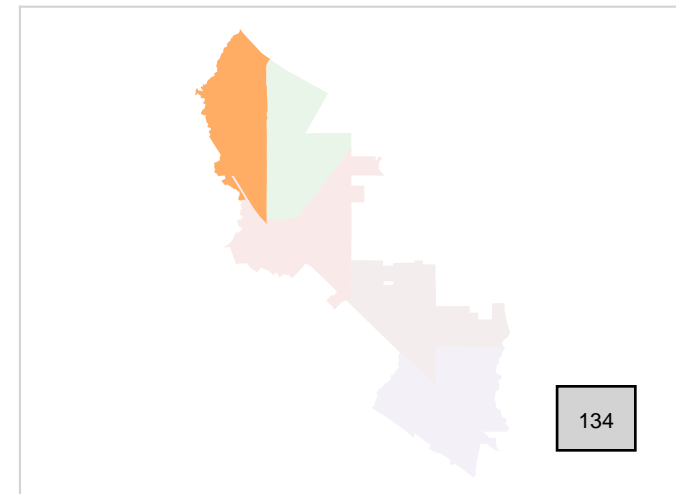
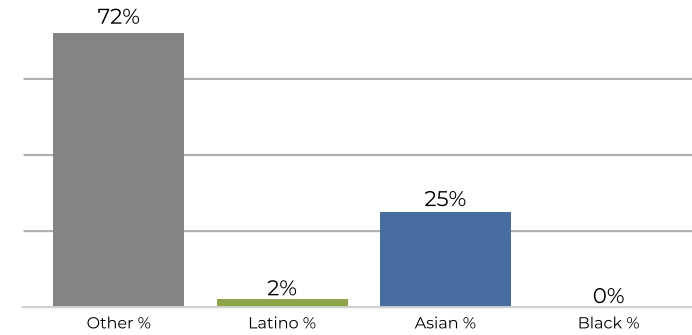
**District 1**



**2020 Census**



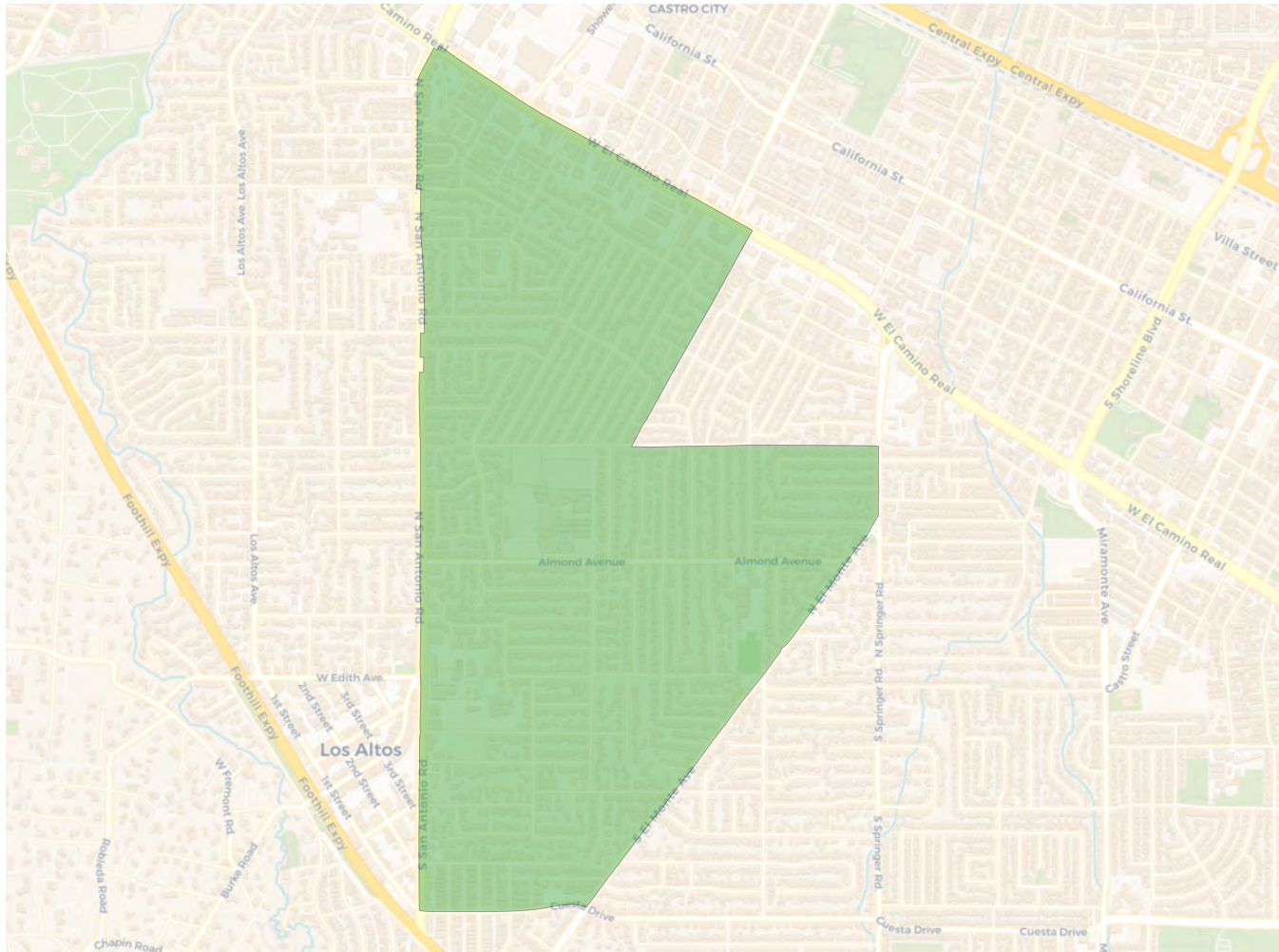
**Citizen Voting Age Population**



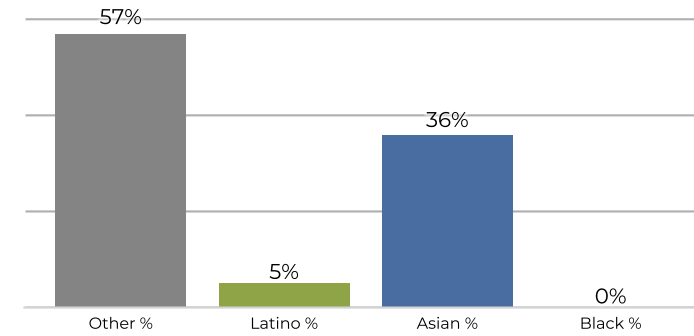
Population	Deviation	Deviation %	Other	Other %	Latino	Latino %	Asian	Asian %	Black	Black %
6,138	-196	-3.1%	3,789	61.7%	293	4.8%	2,018	32.9%	38	0.6%
Total CVAP	Other CVAP	Other CVAP %	Latino CVAP	Latino CVAP %	Asian CVAP	Asian CVAP %	Black CVAP	Black CVAP %		
3,243	2,338	72.1%	77	2.4%	823	25.4%	5	0.2%		



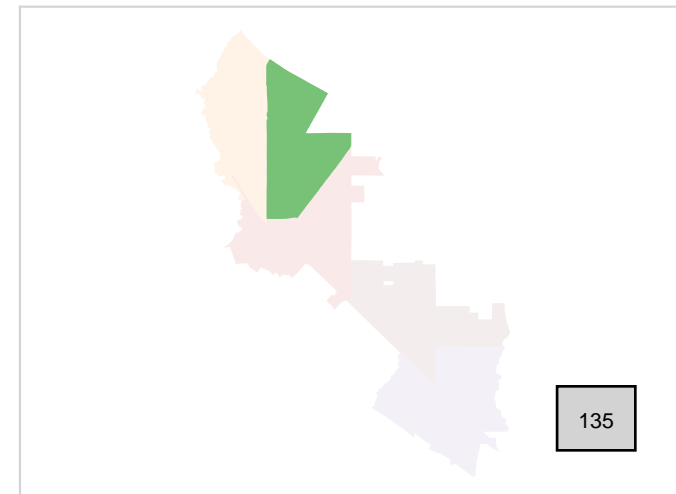
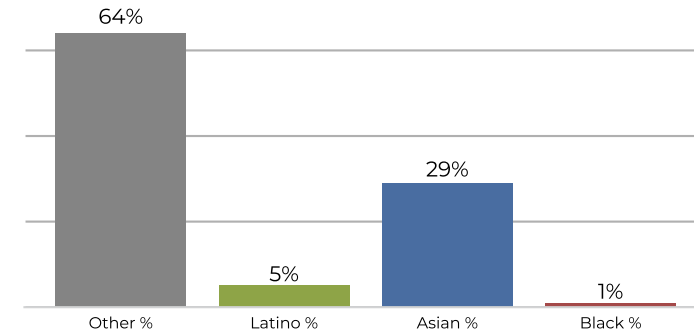
**District 2**



**2020 Census**

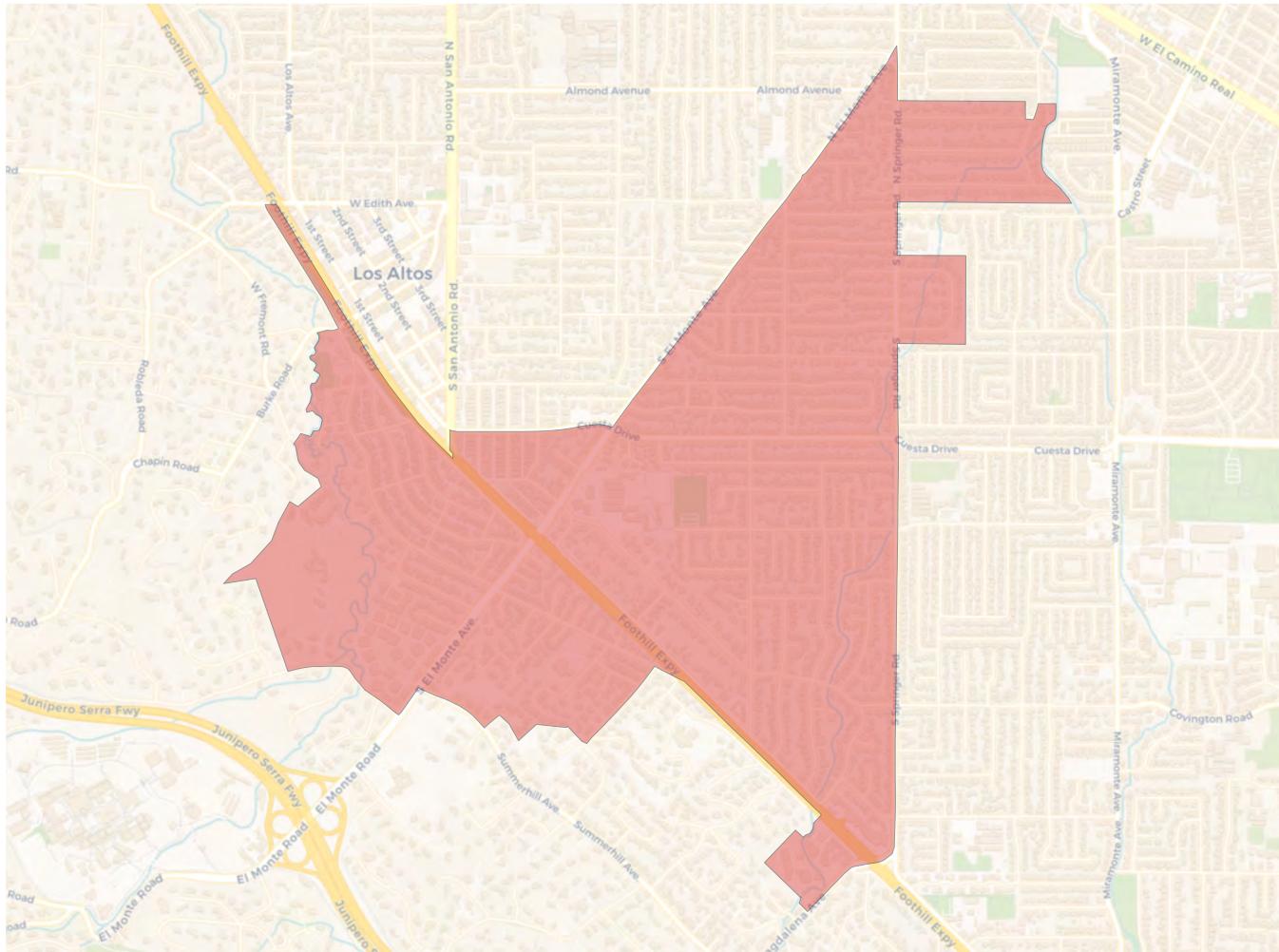


**Citizen Voting Age Population**

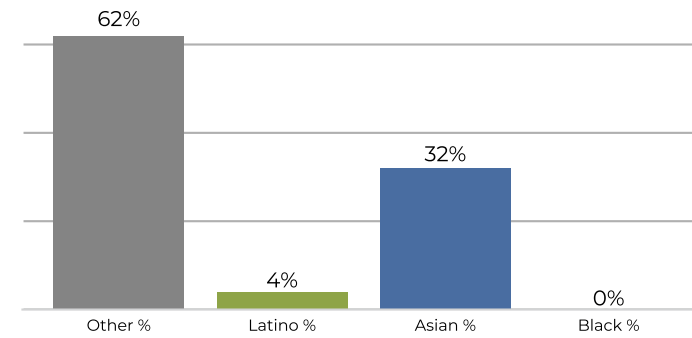


Population	Deviation	Deviation %	Other	Other %	Latino	Latino %	Asian	Asian %	Black	Black %
6,213	-121	-1.9%	3,562	57.3%	320	5.2%	2,291	36.9%	40	0.6%
<b>Total CVAP</b>	<b>Other CVAP</b>	<b>Other CVAP %</b>	<b>Latino CVAP</b>	<b>Latino CVAP %</b>	<b>Asian CVAP</b>	<b>Asian CVAP %</b>	<b>Black CVAP</b>	<b>Black CVAP %</b>		
3,877	2,482	64.0%	194	5.0%	1,159	29.9%	42	1.1%		

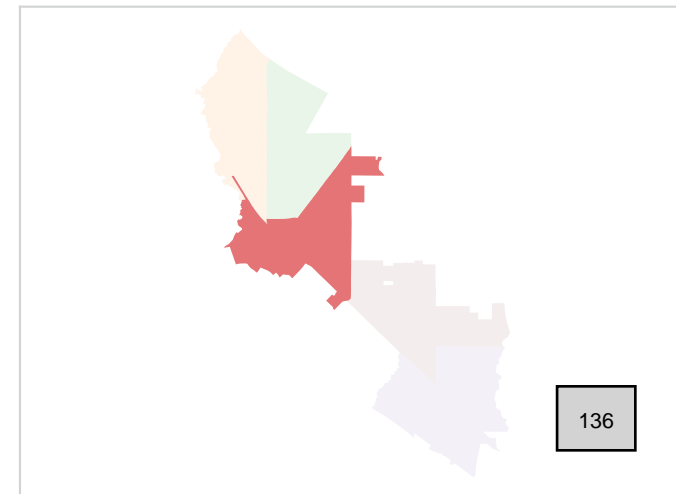
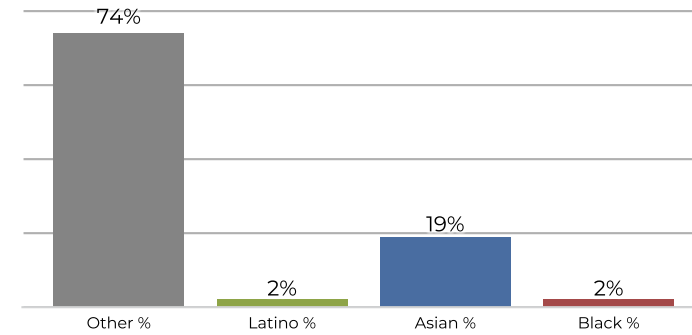
**District 3**



**2020 Census**



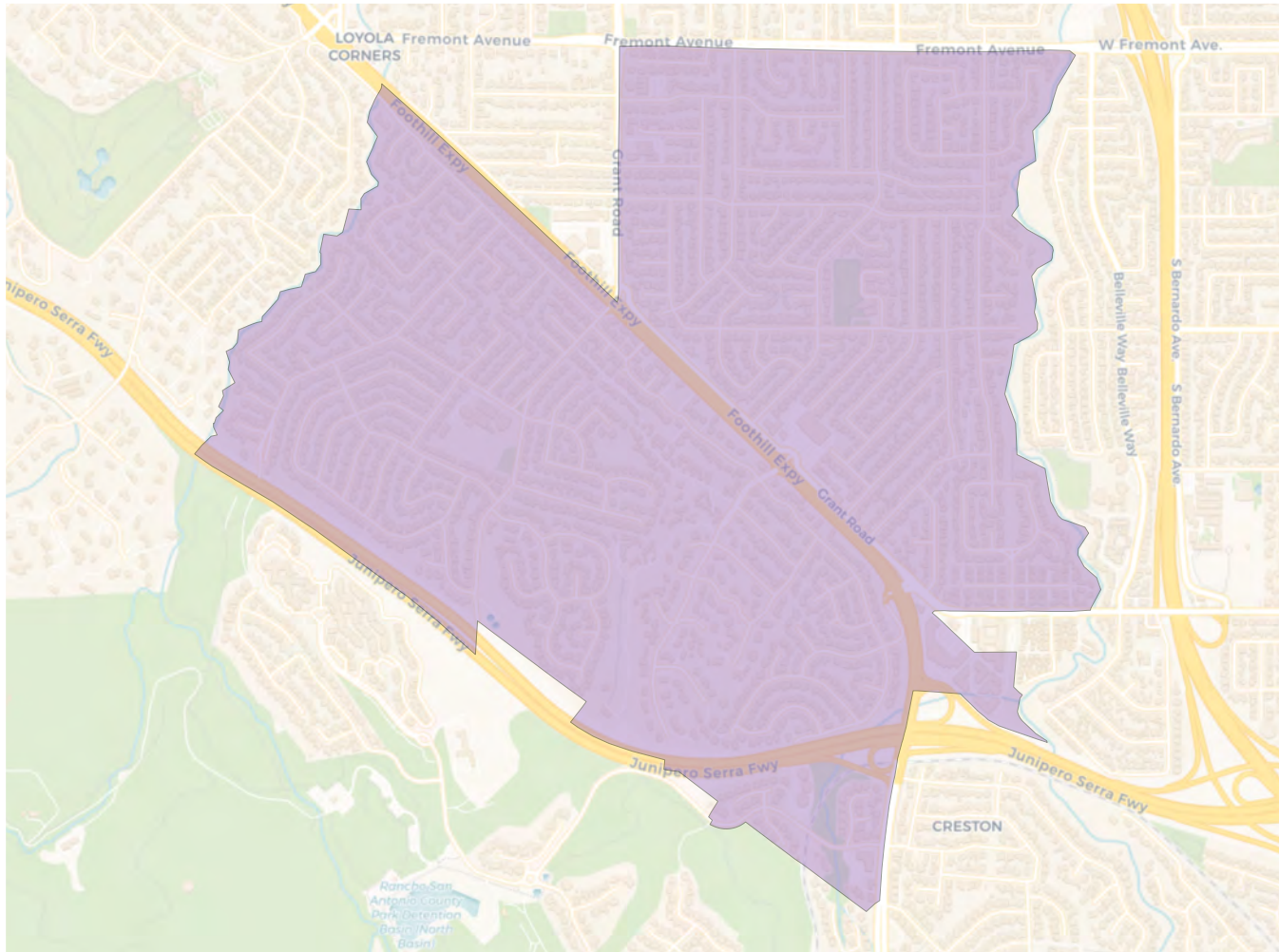
**Citizen Voting Age Population**



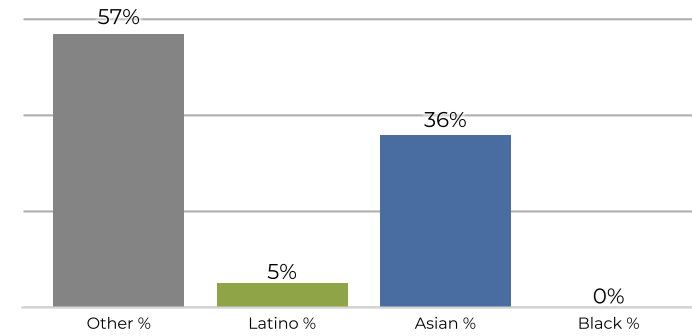
Population	Deviation	Deviation %	Other	Other %	Latino	Latino %	Asian	Asian %	Black	Black %
6,025	-309	-4.9%	3,733	62.0%	278	4.6%	1,980	32.9%	34	0.6%
Total CVAP	Other CVAP	Other CVAP %	Latino CVAP	Latino CVAP %	Asian CVAP	Asian CVAP %	Black CVAP	Black CVAP %		
4,094	3,049	74.5%	119	2.9%	809	19.8%	117	2.9%		



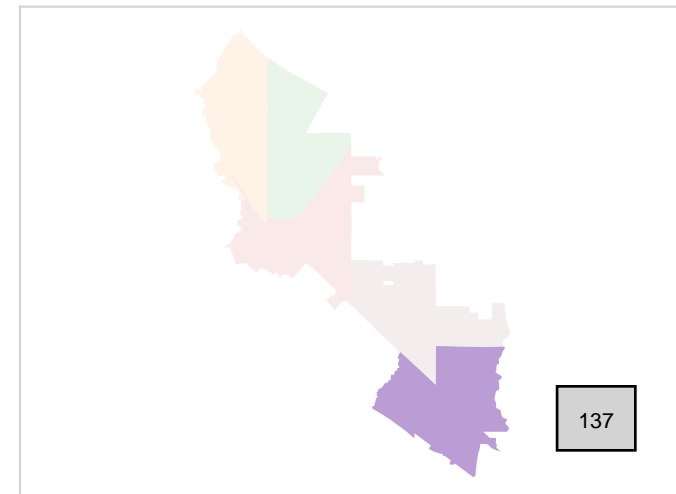
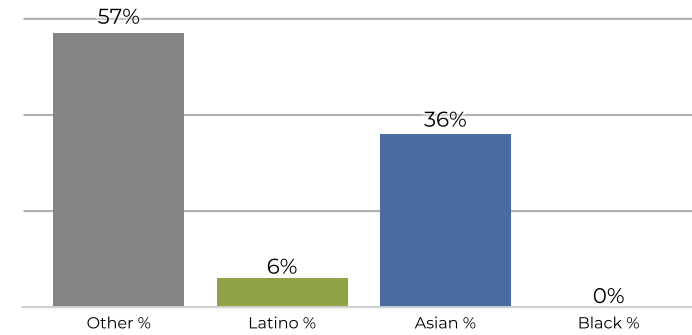
**District 4**



**2020 Census**



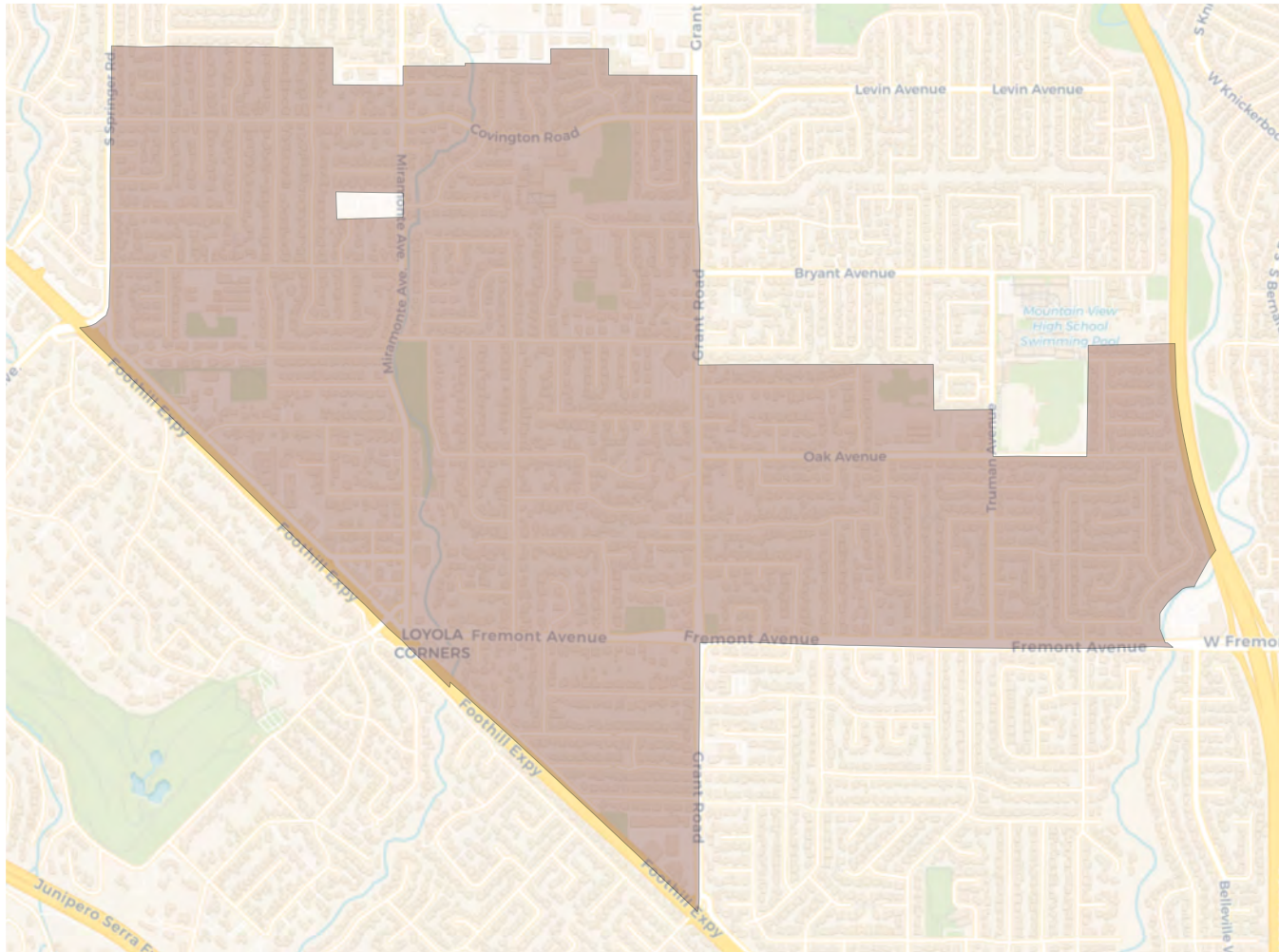
**Citizen Voting Age Population**



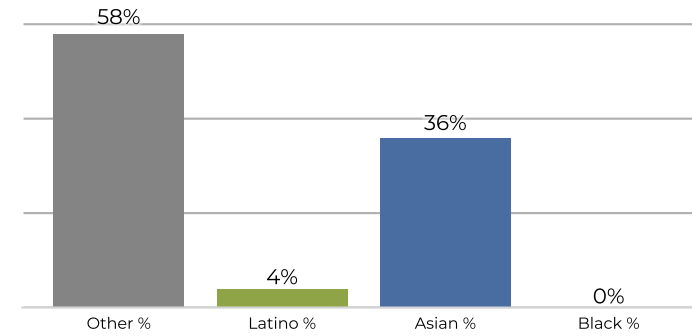
Population	Deviation	Deviation %	Other	Other %	Latino	Latino %	Asian	Asian %	Black	Black %
6,813	479	7.6%	3,918	57.5%	363	5.3%	2,491	36.6%	41	0.6%
Total CVAP	Other CVAP	Other CVAP %	Latino CVAP	Latino CVAP %	Asian CVAP	Asian CVAP %	Black CVAP	Black CVAP %		
4,252	2,438	57.3%	260	6.1%	1,531	36.0%	23	0.5%		



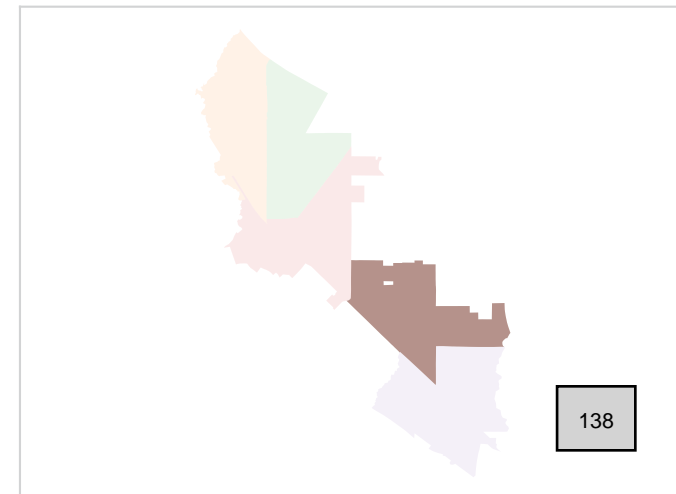
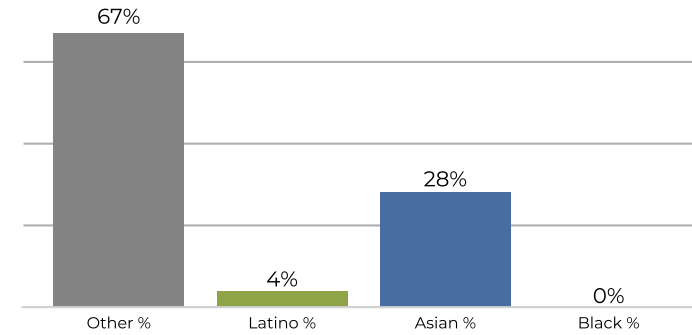
**District 5**



**2020 Census**

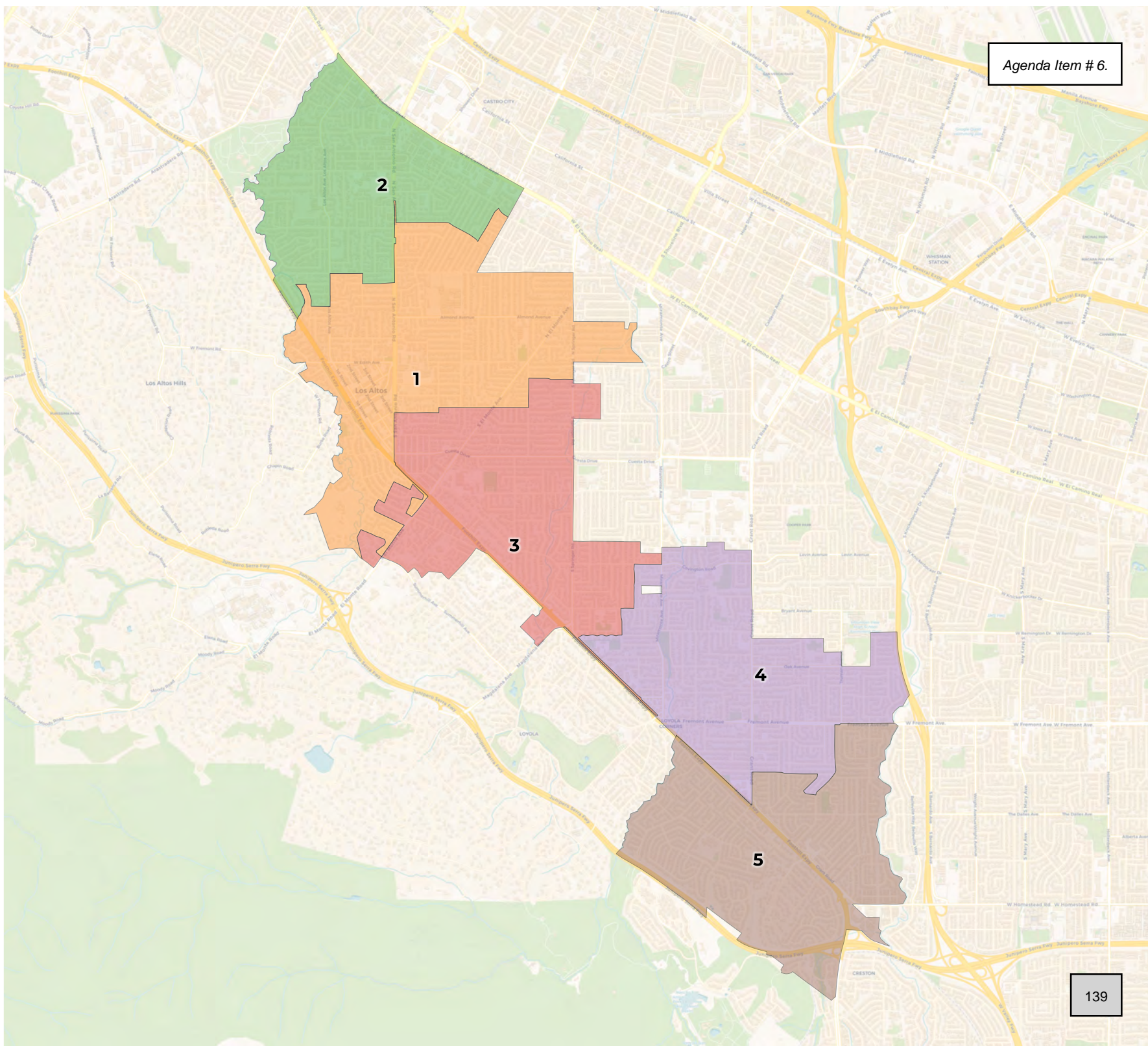


**Citizen Voting Age Population**



Population	Deviation	Deviation %	Other	Other %	Latino	Latino %	Asian	Asian %	Black	Black %
6,479	145	2.3%	3,782	58.4%	299	4.6%	2,367	36.5%	31	0.5%
Total CVAP	Other CVAP	Other CVAP %	Latino CVAP	Latino CVAP %	Asian CVAP	Asian CVAP %	Black CVAP	Black CVAP %		
4,615	3,117	67.5%	188	4.1%	1,292	28.0%	18	0.4%		





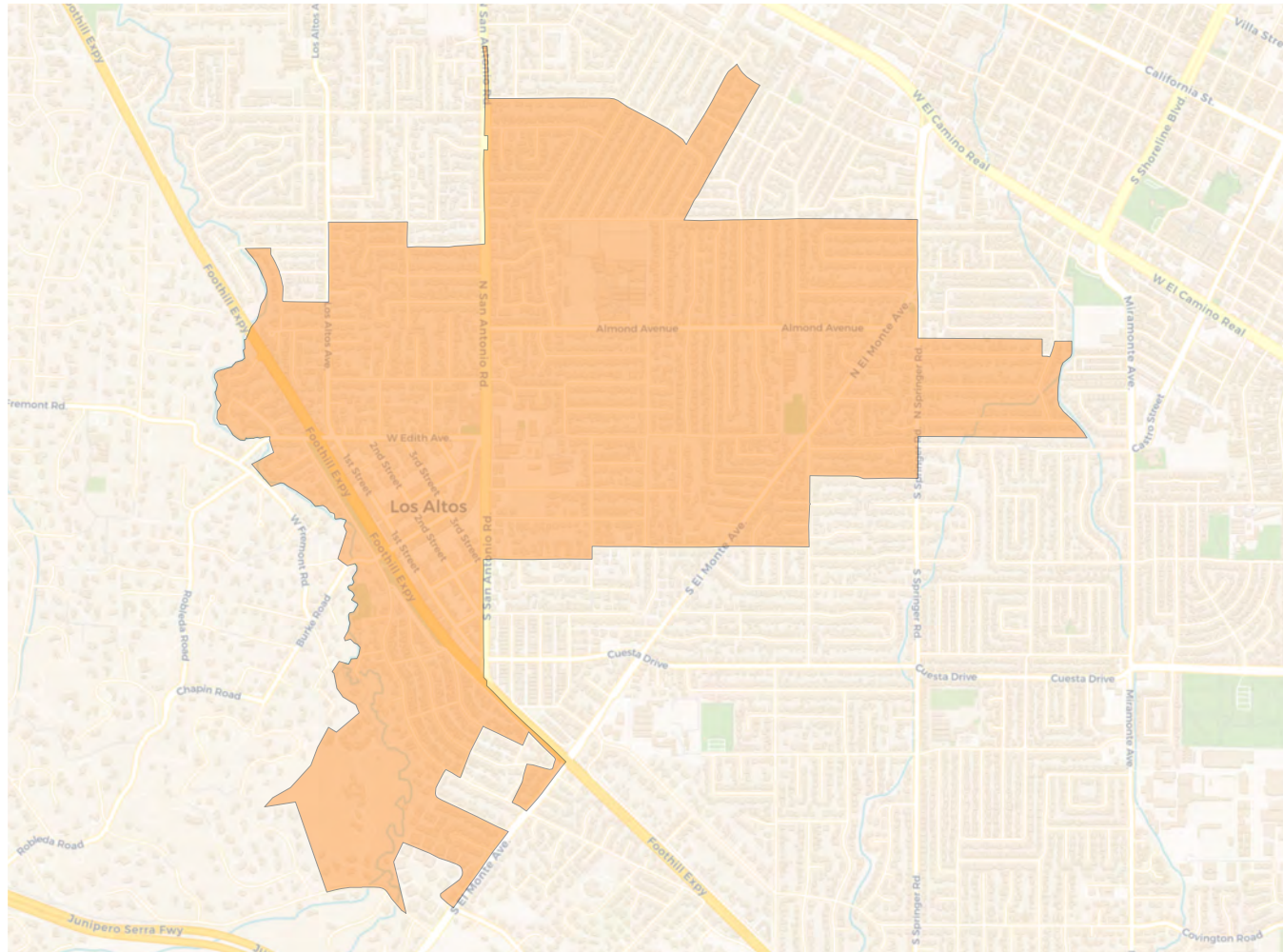
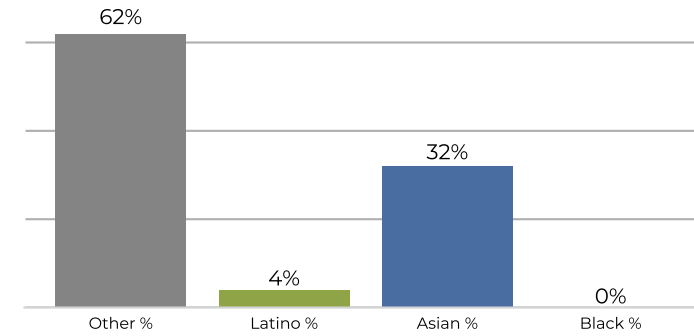
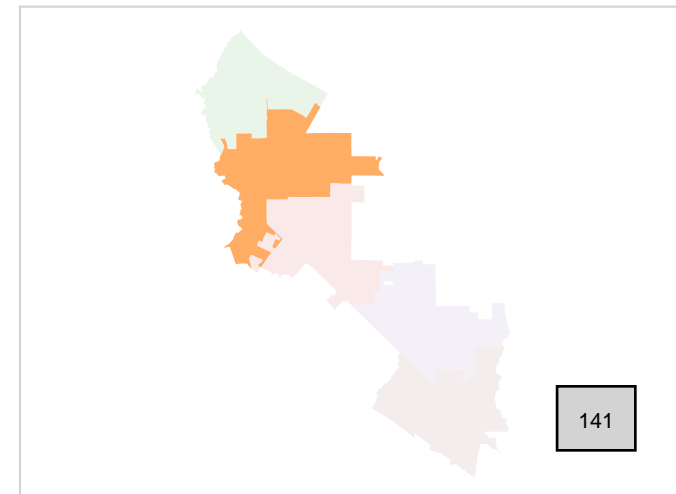
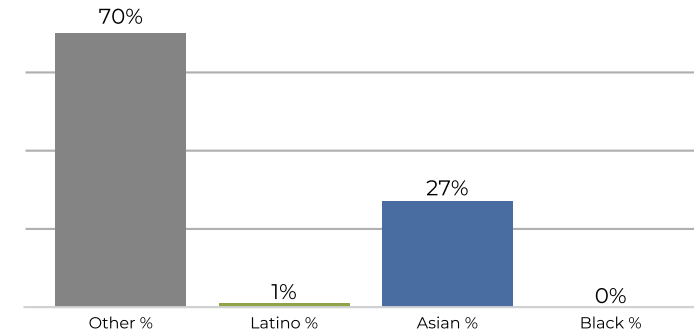
**2020 Census**

	1	2	3	4	5
Population	6,533	6,424	6,317	6,303	6,091
Deviation	199	90	-17	-31	-243
Deviation %	3.1%	1.4%	-0.3%	-0.5%	-3.8%
Other	4,098	3,713	3,838	3,658	3,477
Other %	62.7%	57.8%	60.8%	58.0%	57.1%
Latino	321	350	256	320	306
Latino %	4.9%	5.4%	4.1%	5.1%	5.0%
Asian	2,088	2,305	2,193	2,290	2,271
Asian %	32.0%	35.9%	34.7%	36.3%	37.3%
Black	26	56	30	35	37
Black %	0.4%	0.9%	0.5%	0.6%	0.6%

**Citizen Voting Age Population (CVAP)**

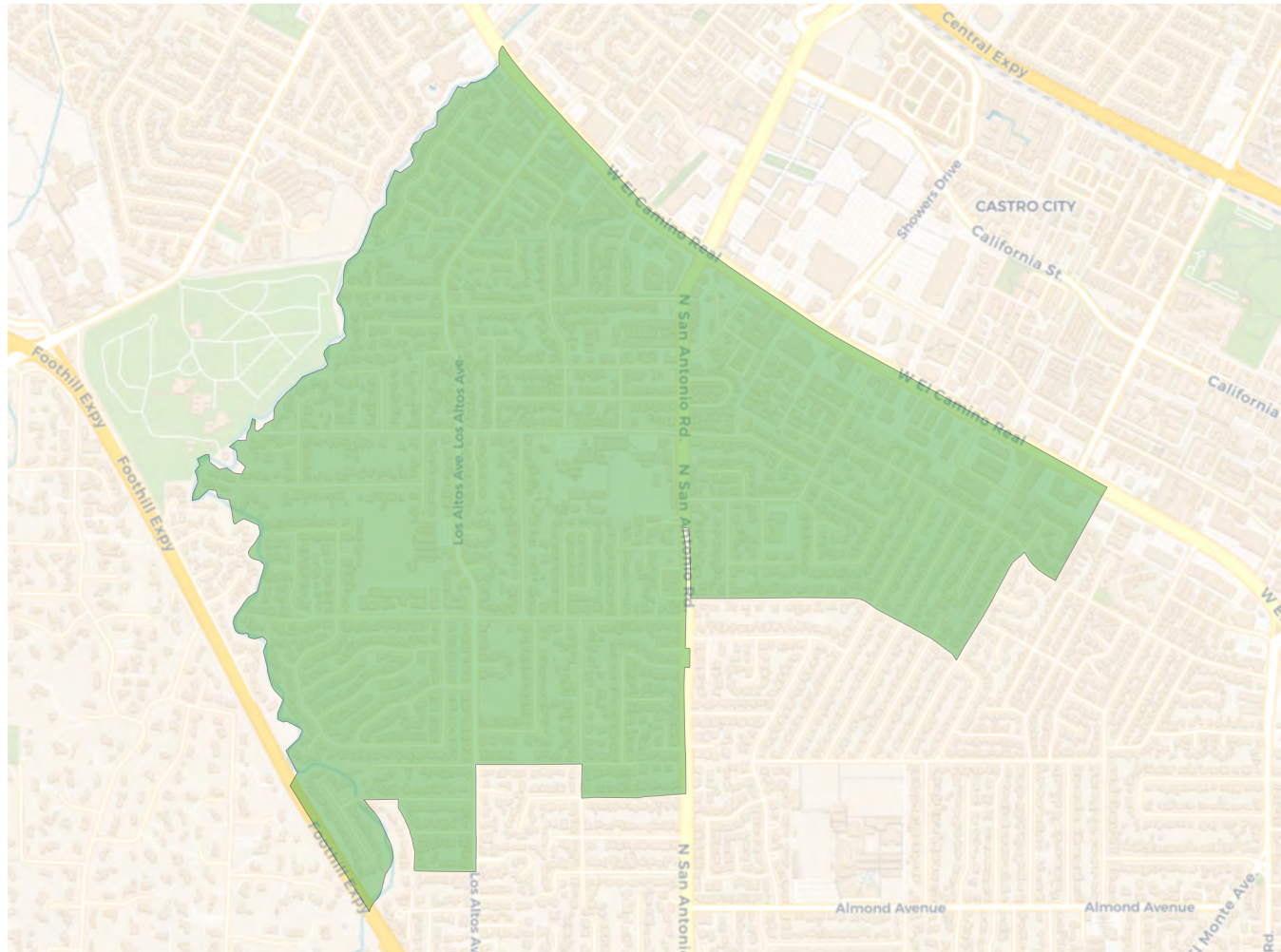
	1	2	3	4	5
Total CVAP	3,745	3,685	4,243	4,670	3,738
Other CVAP	2,651	2,562	3,017	3,122	2,072
Other CVAP %	70.8%	69.5%	71.1%	66.9%	55.4%
Latino CVAP	58	176	163	229	212
Latino CVAP %	1.5%	4.8%	3.8%	4.9%	5.7%
Asian CVAP	1,025	923	932	1,291	1,443
Asian CVAP %	27.4%	25.0%	22.0%	27.6%	38.6%
Black CVAP	11	24	131	28	140
Black CVAP %	0.3%	0.7%	3.1%	0.6%	0.3%



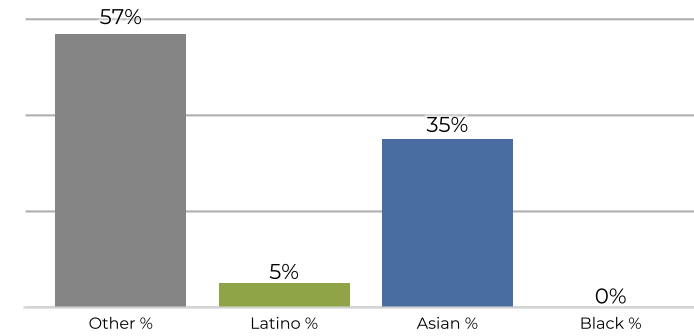
**District 1**

**2020 Census**

**Citizen Voting Age Population**


Population	Deviation	Deviation %	Other	Other %	Latino	Latino %	Asian	Asian %	Black	Black %
6,533	199	3.1%	4,098	62.7%	321	4.9%	2,088	32.0%	26	0.4%
Total CVAP	Other CVAP	Other CVAP %	Latino CVAP	Latino CVAP %	Asian CVAP	Asian CVAP %	Black CVAP	Black CVAP %		
3,745	2,651	70.8%	58	1.5%	1,025	27.4%	11	0.3%		

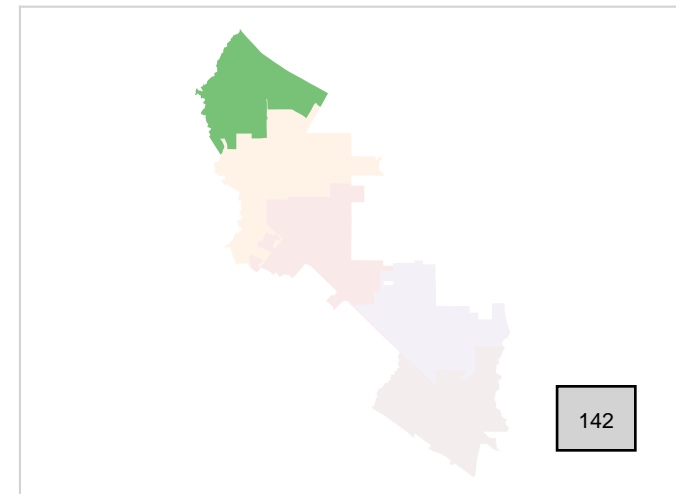
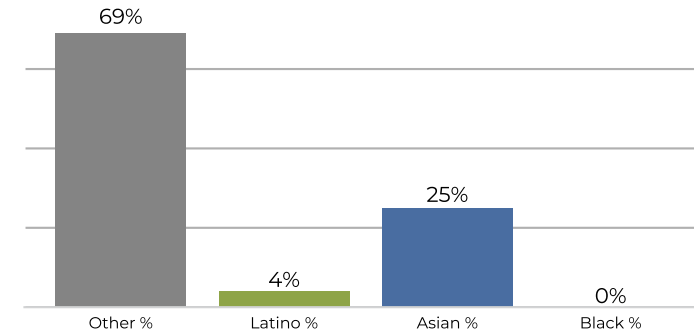
**District 2**



**2020 Census**



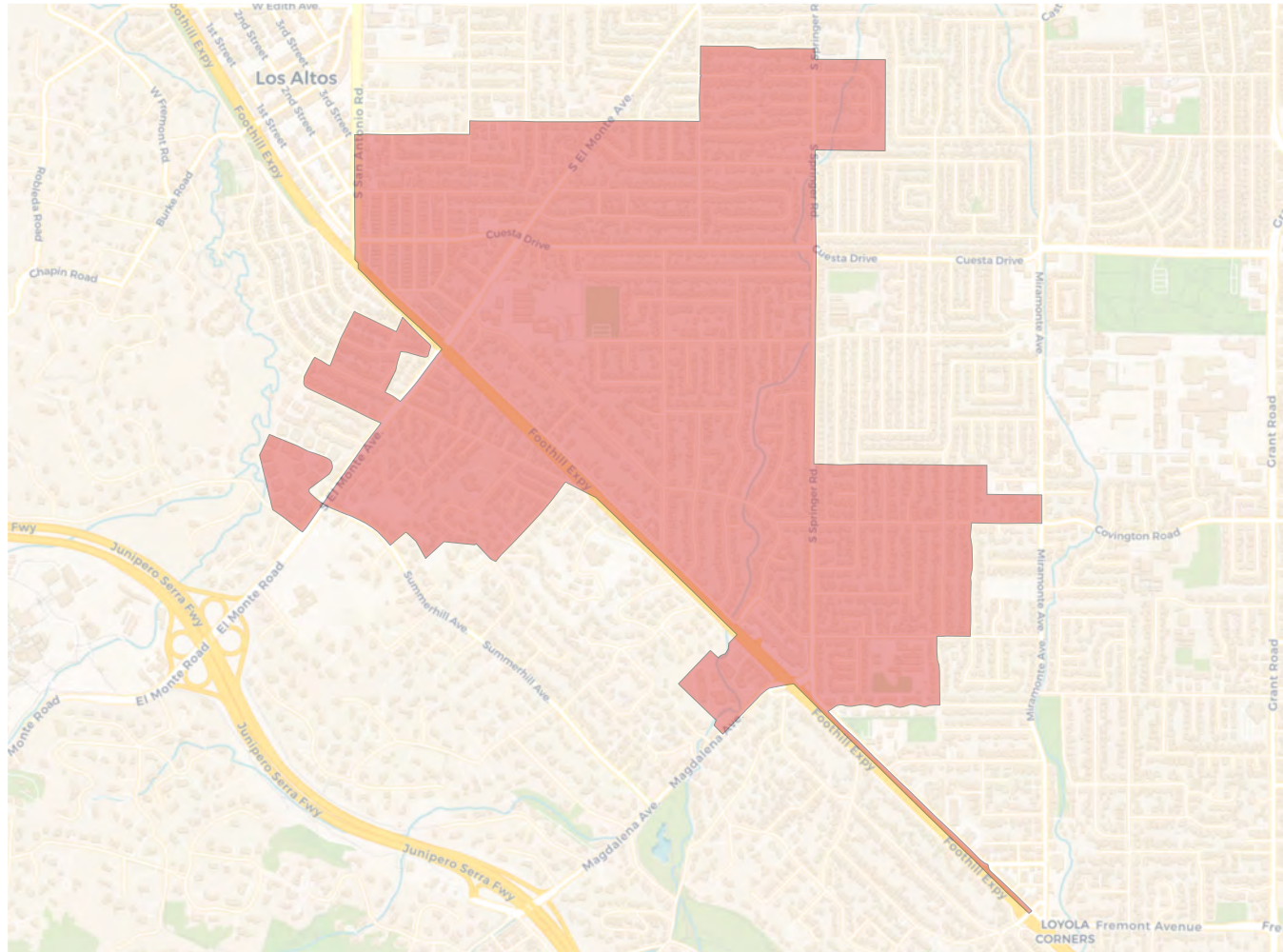
**Citizen Voting Age Population**



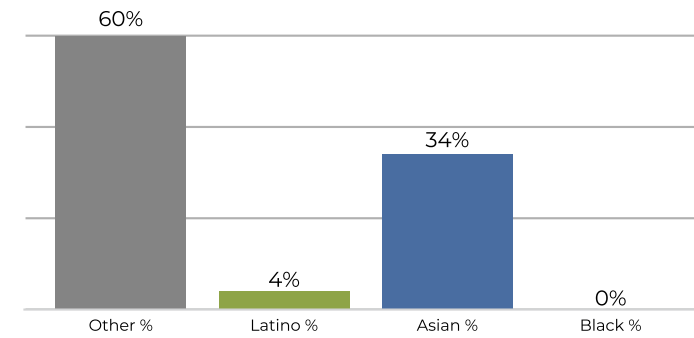
Population	Deviation	Deviation %	Other	Other %	Latino	Latino %	Asian	Asian %	Black	Black %
6,424	90	1.4%	3,713	57.8%	350	5.4%	2,305	35.9%	56	0.9%
Total CVAP	Other CVAP	Other CVAP %	Latino CVAP	Latino CVAP %	Asian CVAP	Asian CVAP %	Black CVAP	Black CVAP %		
3,685	2,562	69.5%	176	4.8%	923	25.0%	24	0.7%		



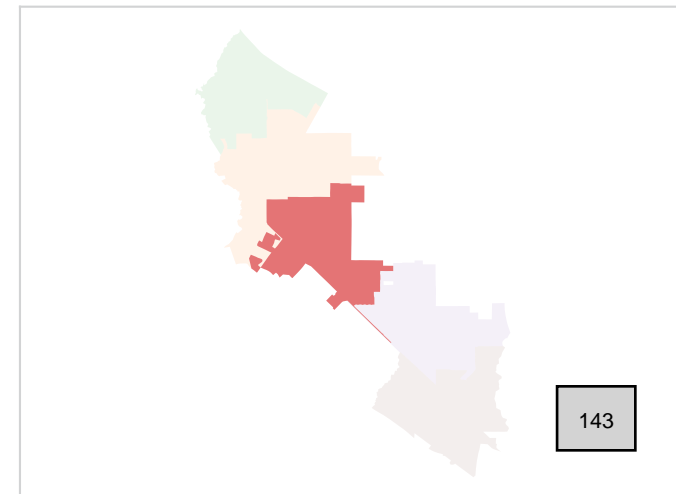
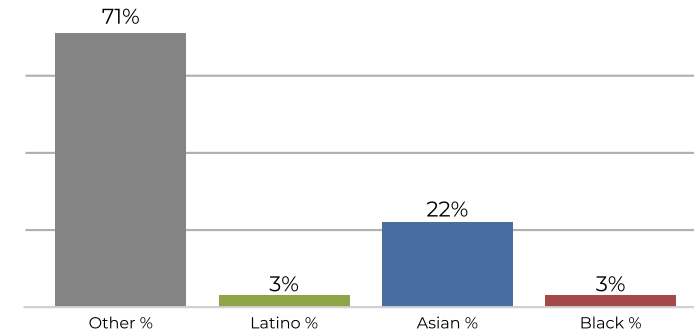
**District 3**



**2020 Census**



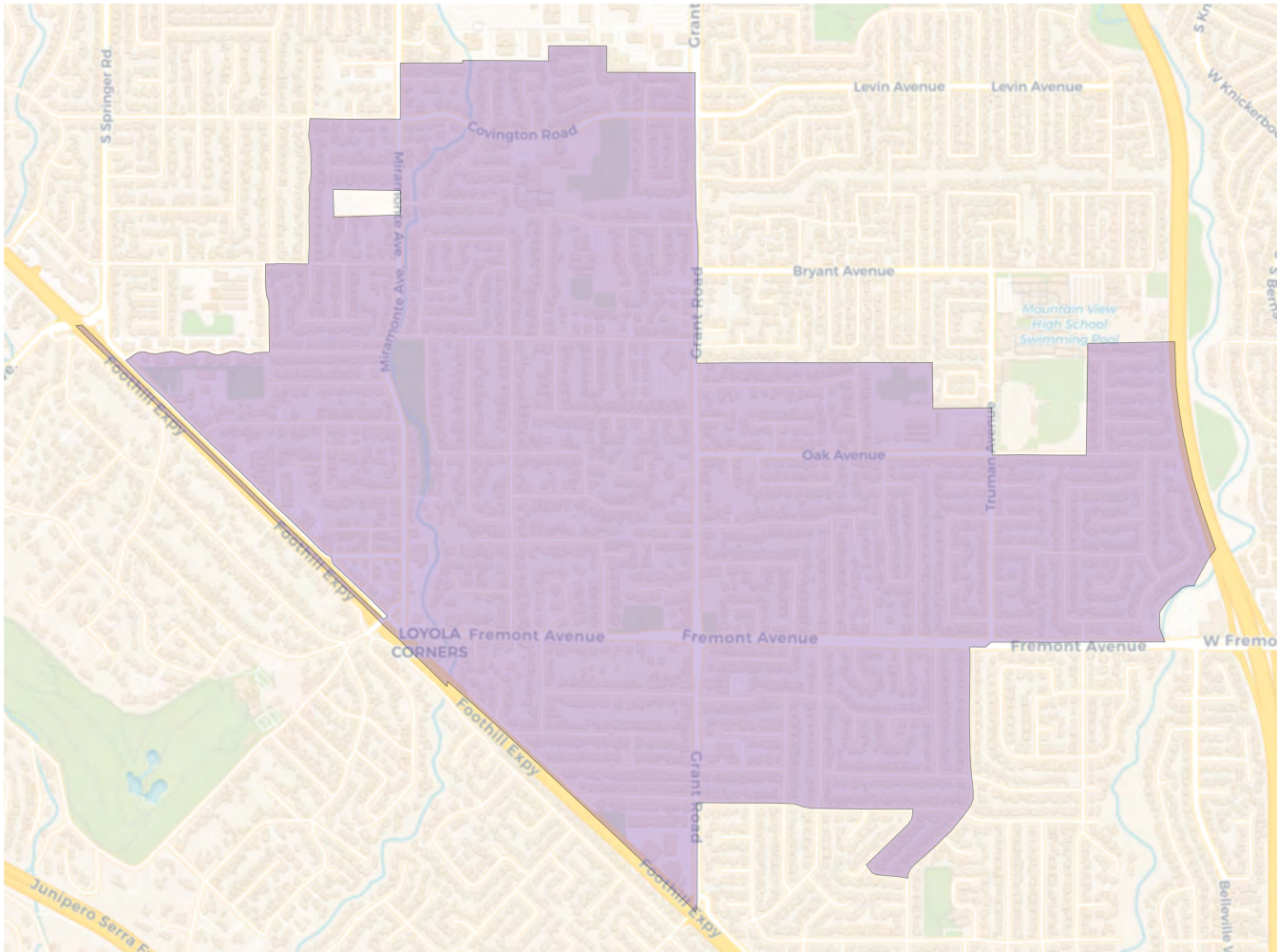
**Citizen Voting Age Population**



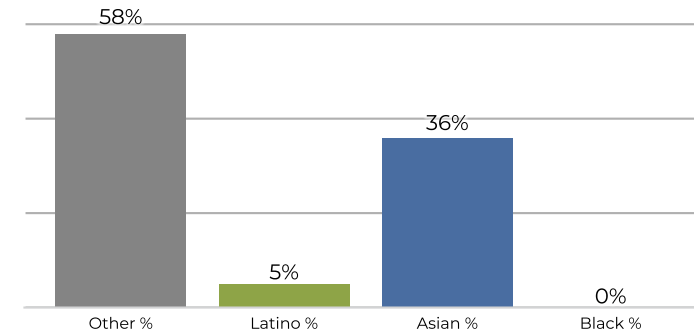
Population	Deviation	Deviation %	Other	Other %	Latino	Latino %	Asian	Asian %	Black	Black %
6,317	-17	-0.3%	3,838	60.8%	256	4.1%	2,193	34.7%	30	0.5%
Total CVAP	Other CVAP	Other CVAP %	Latino CVAP	Latino CVAP %	Asian CVAP	Asian CVAP %	Black CVAP	Black CVAP %		
4,243	3,017	71.1%	163	3.8%	932	22.0%	131	3.1%		



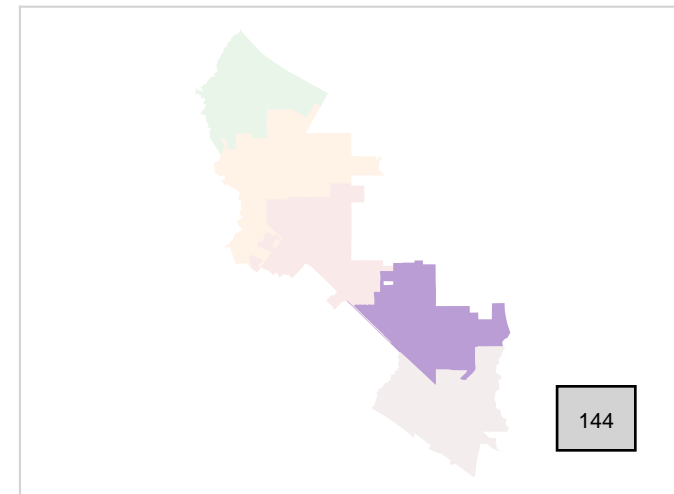
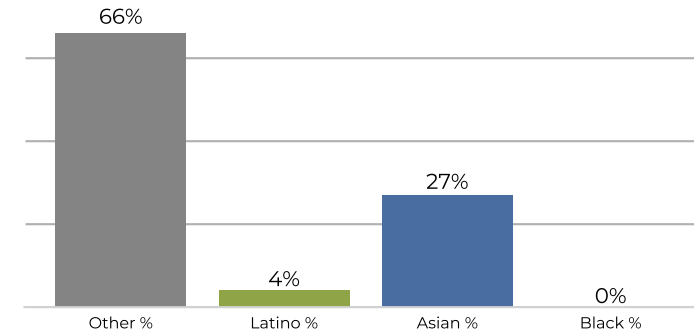
**District 4**



**2020 Census**

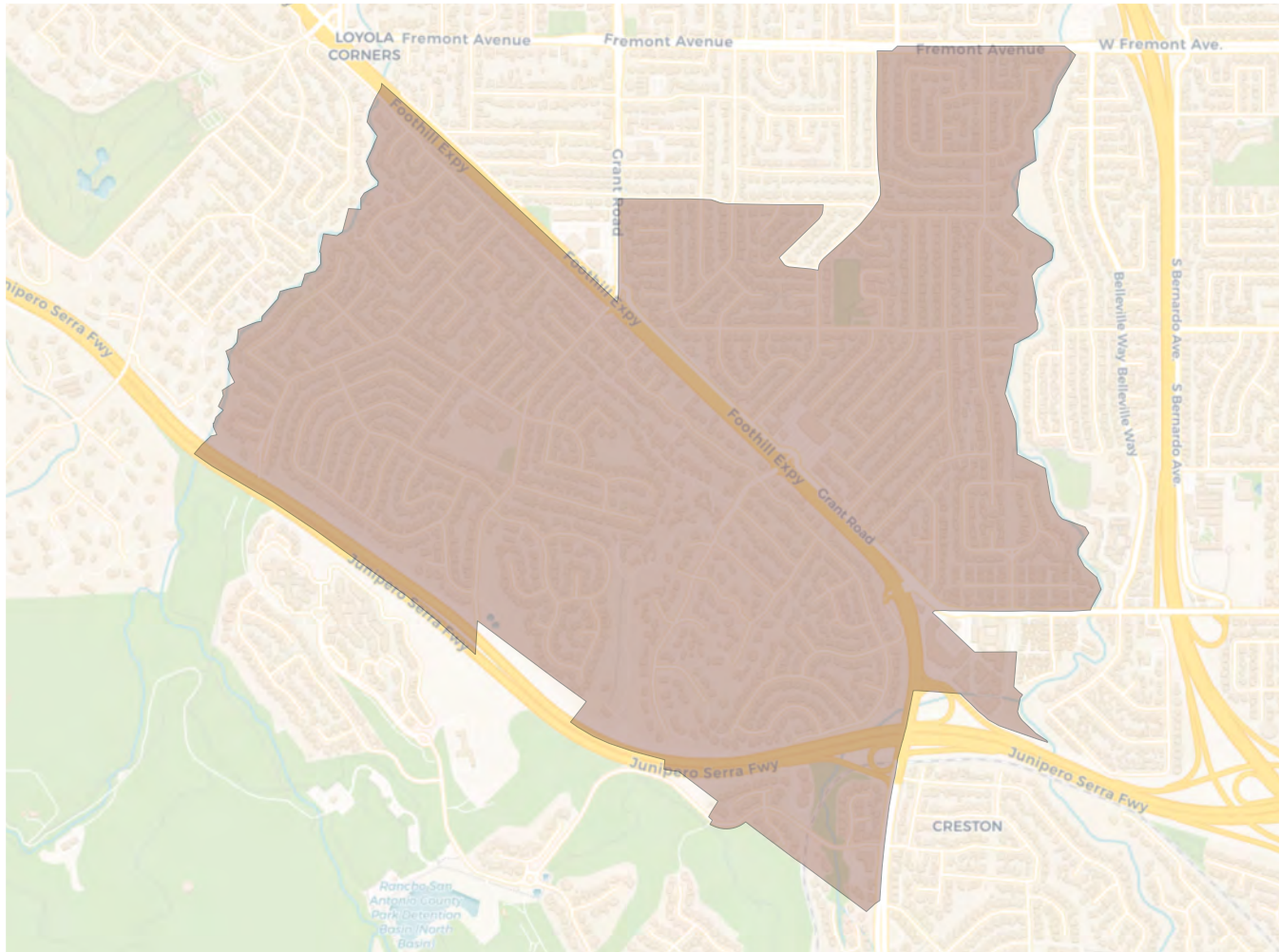


**Citizen Voting Age Population**

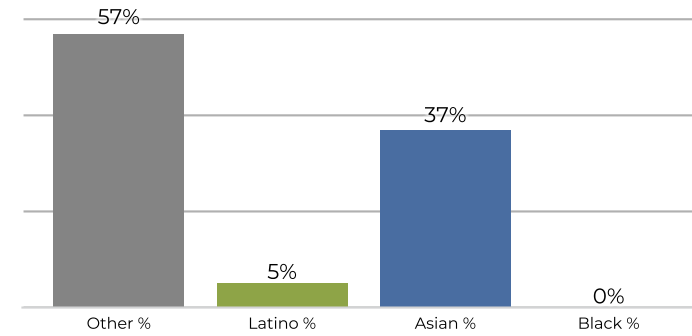


Population	Deviation	Deviation %	Other	Other %	Latino	Latino %	Asian	Asian %	Black	Black %
6,303	-31	-0.5%	3,658	58.0%	320	5.1%	2,290	36.3%	35	0.6%
Total CVAP	Other CVAP	Other CVAP %	Latino CVAP	Latino CVAP %	Asian CVAP	Asian CVAP %	Black CVAP	Black CVAP %		
4,670	3,122	66.9%	229	4.9%	1,291	27.6%	28	0.6%		

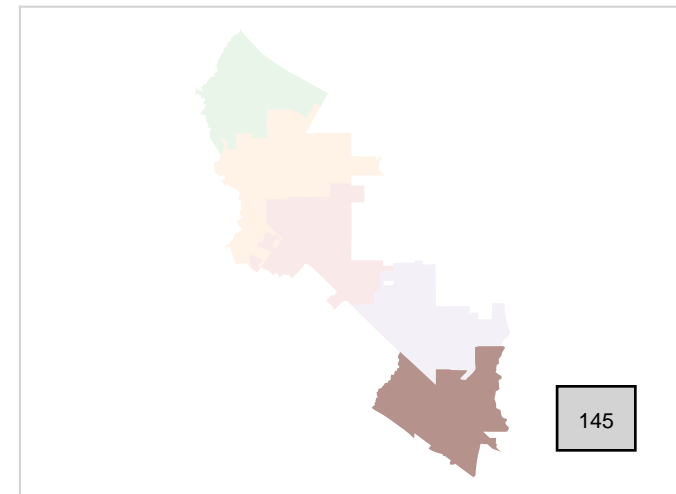
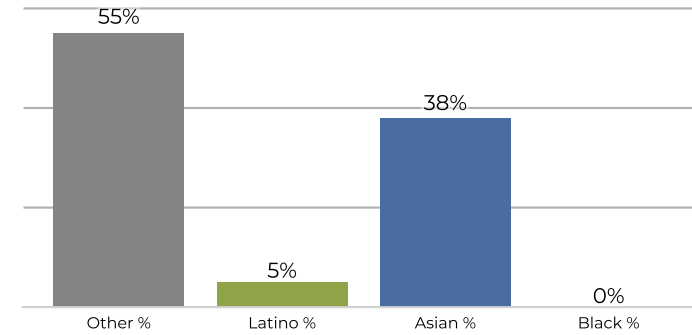
**District 5**



**2020 Census**

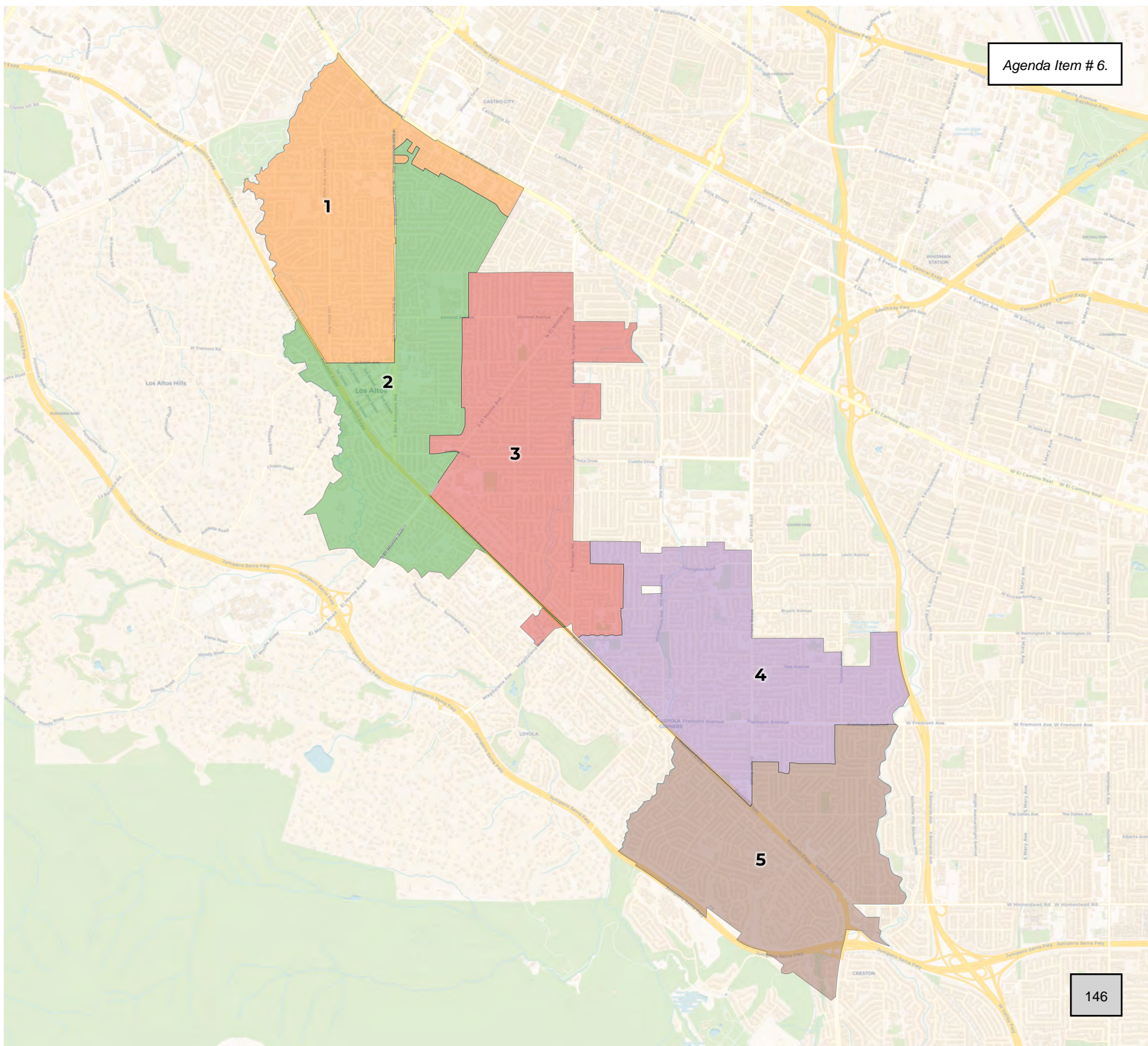


**Citizen Voting Age Population**



Population	Deviation	Deviation %	Other	Other %	Latino	Latino %	Asian	Asian %	Black	Black %
6,091	-243	-3.8%	3,477	57.1%	306	5.0%	2,271	37.3%	37	0.6%
Total CVAP	Other CVAP	Other CVAP %	Latino CVAP	Latino CVAP %	Asian CVAP	Asian CVAP %	Black CVAP	Black CVAP %		
3,738	2,072	55.4%	212	5.7%	1,443	38.6%	11	0.3%		







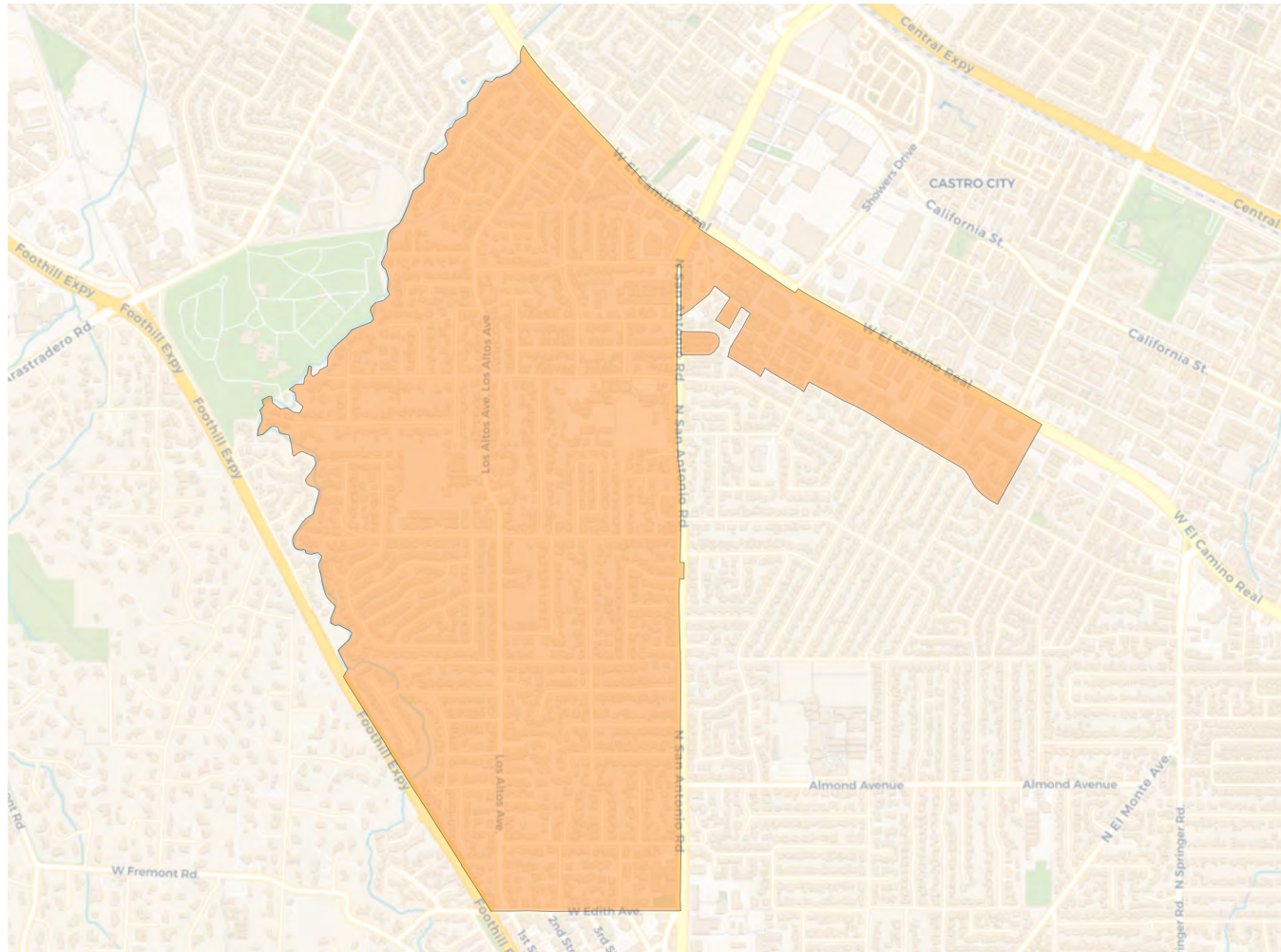
**2020 Census**

	1	2	3	4	5
Population	6,305	6,258	6,237	6,449	6,272
Deviation	1	-46	-67	145	-32
Deviation %	0.0%	-0.7%	-1.1%	2.3%	-0.5%
Other	3,759	3,758	3,841	3,740	3,601
Other %	59.6%	60.1%	61.6%	58.0%	57.4%
Latino	312	322	256	326	319
Latino %	4.9%	5.1%	4.1%	5.1%	5.1%
Asian	2,184	2,151	2,105	2,349	2,314
Asian %	34.6%	34.4%	33.8%	36.4%	36.9%
Black	50	27	35	34	38
Black %	0.8%	0.4%	0.6%	0.5%	0.6%

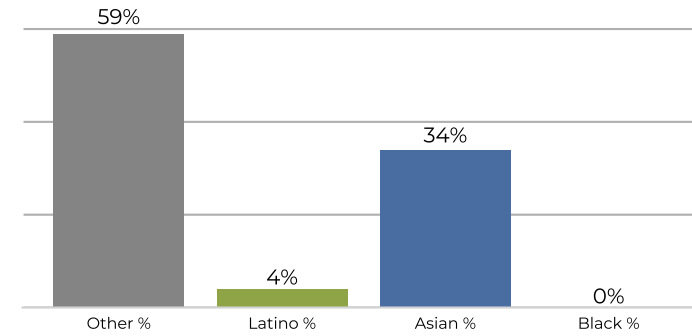
**Citizen Voting Age Population (CVAP)**

	1	2	3	4	5
Total CVAP	3,466	3,832	4,191	4,725	3,854
Other CVAP	2,448	2,646	2,978	3,190	2,152
Other CVAP %	70.6%	69.1%	71.1%	67.5%	55.8%
Latino CVAP	114	148	134	222	220
Latino CVAP %	3.3%	3.9%	3.2%	4.7%	5.7%
Asian CVAP	896	1,018	941	1,286	1,470
Asian CVAP %	25.9%	26.6%	22.5%	27.2%	38.1%
Black CVAP	8	20	138	27	147
Black CVAP %	0.2%	0.5%	3.3%	0.6%	0.3%

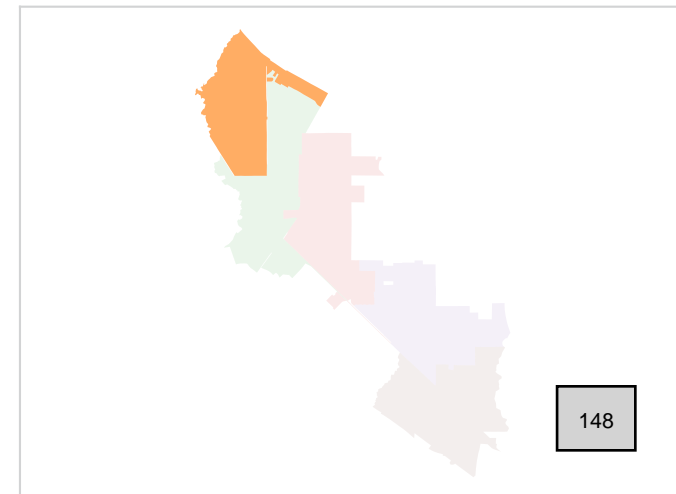
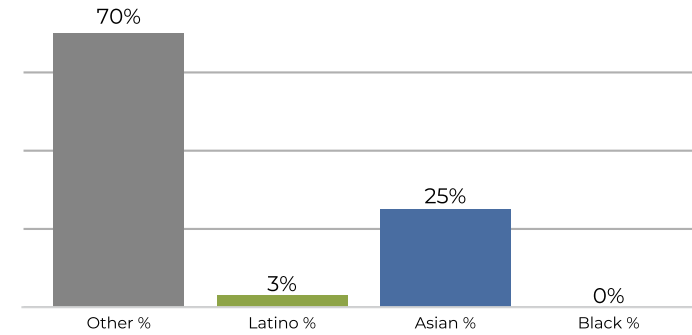
**District 1**



**2020 Census**

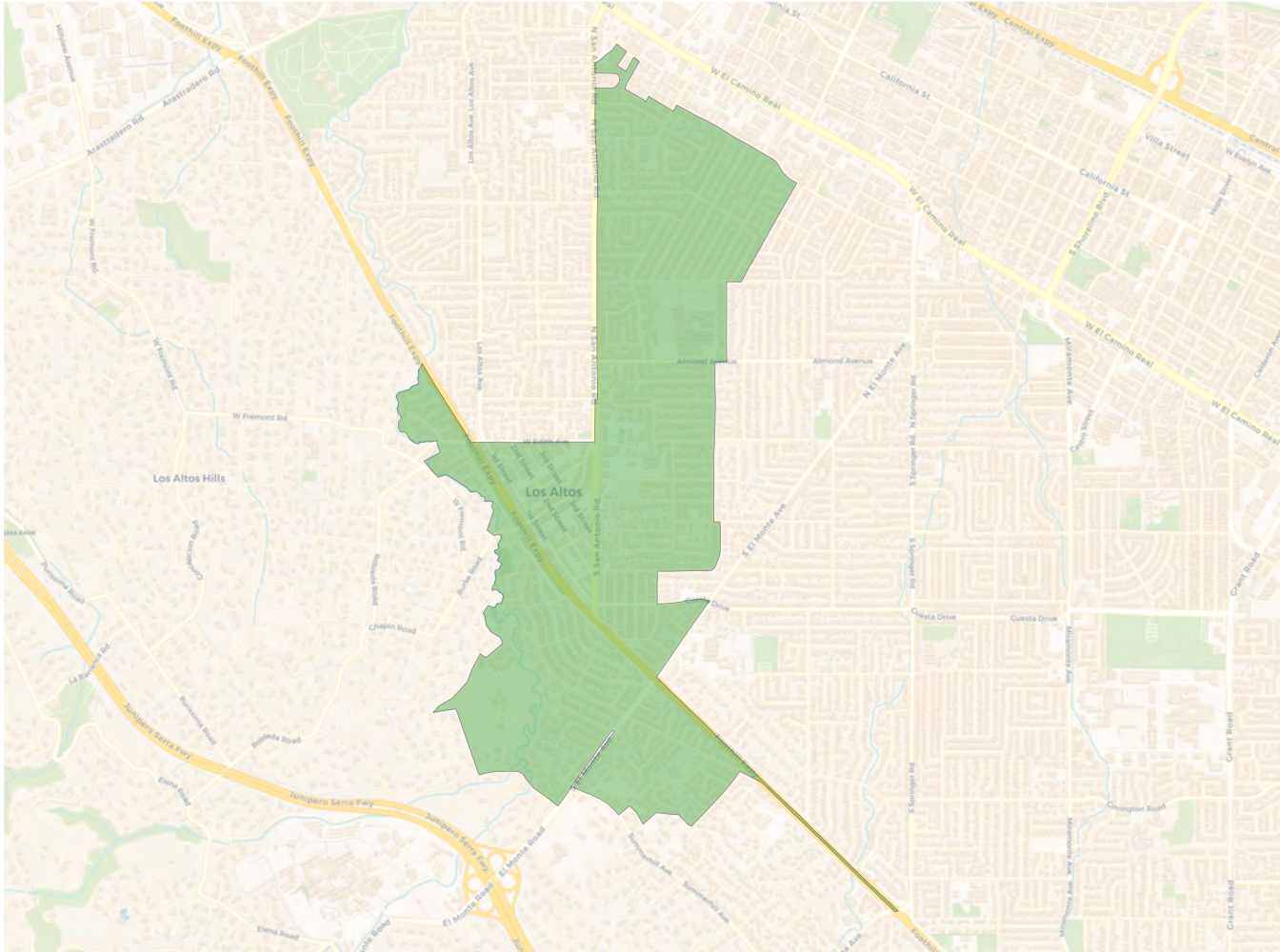


**Citizen Voting Age Population**

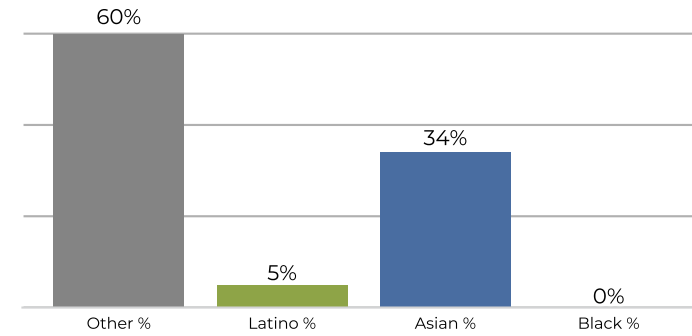


Population	Deviation	Deviation %	Other	Other %	Latino	Latino %	Asian	Asian %	Black	Black %
6,305	1	0.0%	3,759	59.6%	312	4.9%	2,184	34.6%	50	0.8%
Total CVAP	Other CVAP	Other CVAP %	Latino CVAP	Latino CVAP %	Asian CVAP	Asian CVAP %	Black CVAP	Black CVAP %		
3,466	2,448	70.6%	114	3.3%	896	25.9%	8	0.2%		

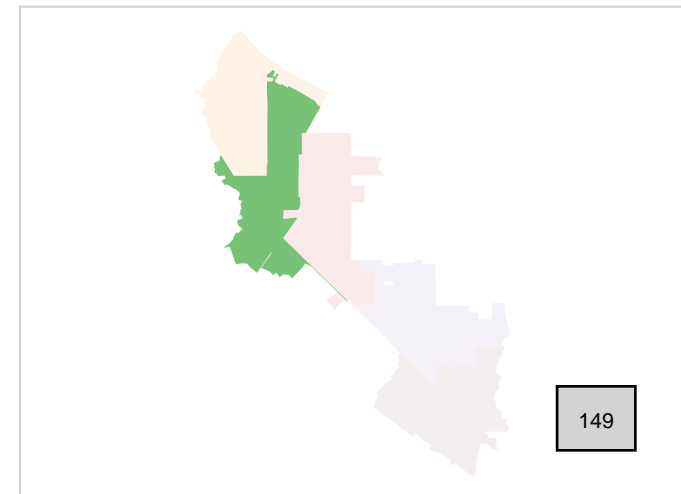
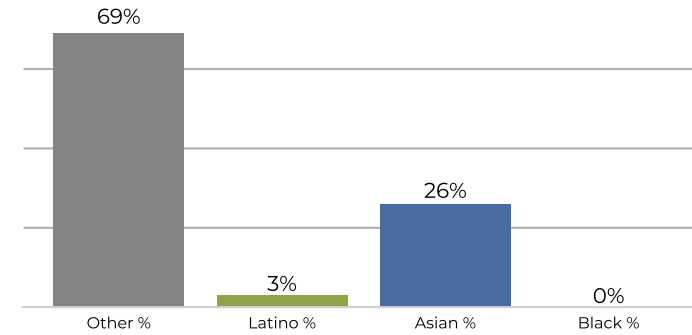
**District 2**



**2020 Census**



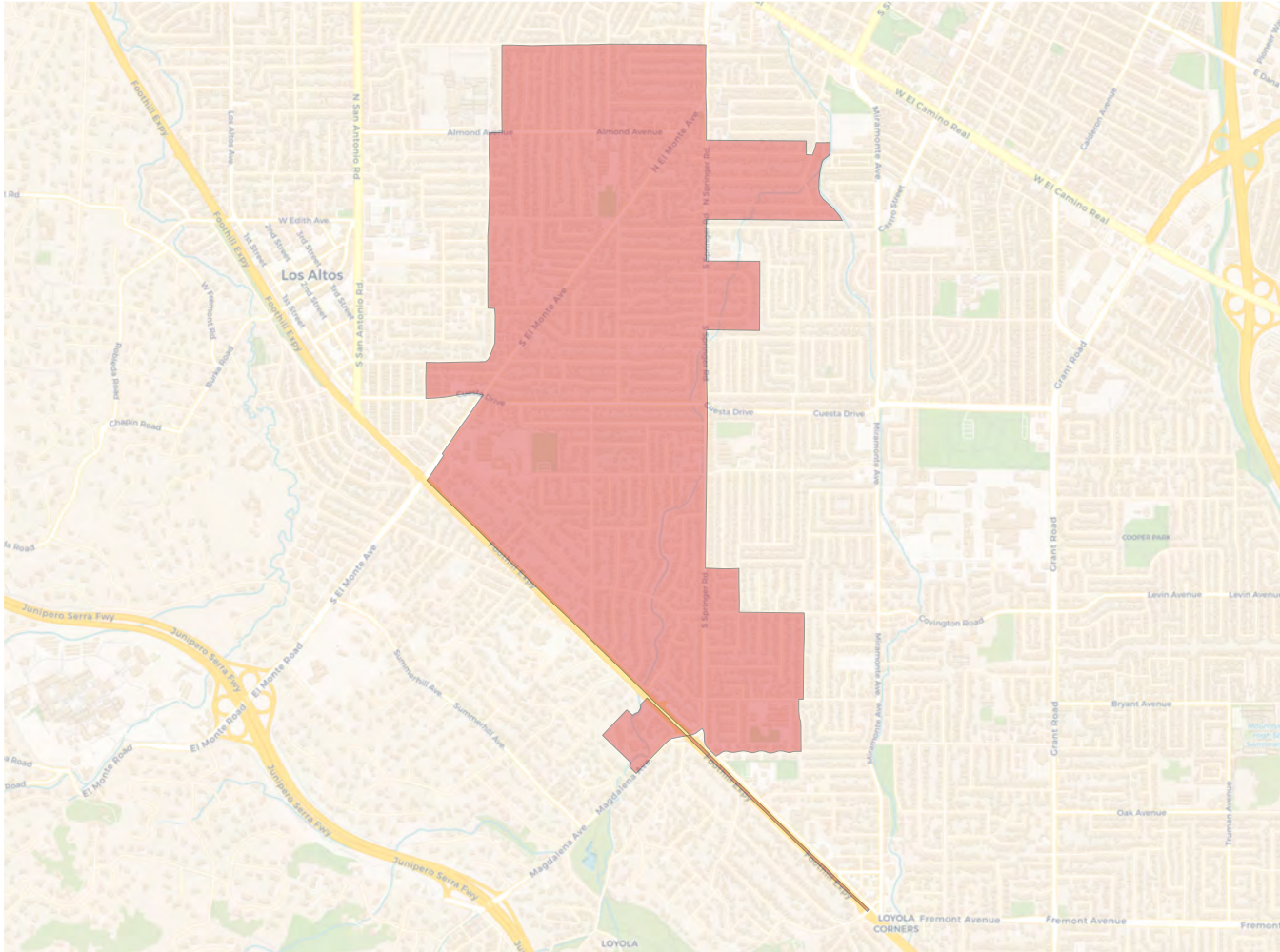
**Citizen Voting Age Population**



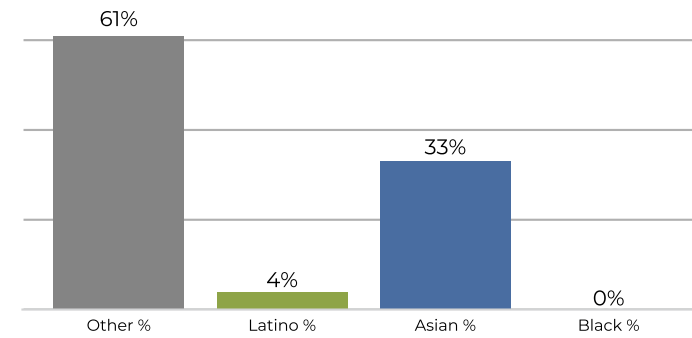
Population	Deviation	Deviation %	Other	Other %	Latino	Latino %	Asian	Asian %	Black	Black %
6,258	-46	-0.7%	3,758	60.1%	322	5.1%	2,151	34.4%	27	0.4%
<b>Total CVAP</b>	<b>Other CVAP</b>	<b>Other CVAP %</b>	<b>Latino CVAP</b>	<b>Latino CVAP %</b>	<b>Asian CVAP</b>	<b>Asian CVAP %</b>	<b>Black CVAP</b>	<b>Black CVAP %</b>		
3,832	2,646	69.1%	148	3.9%	1,018	26.6%	20	0.5%		



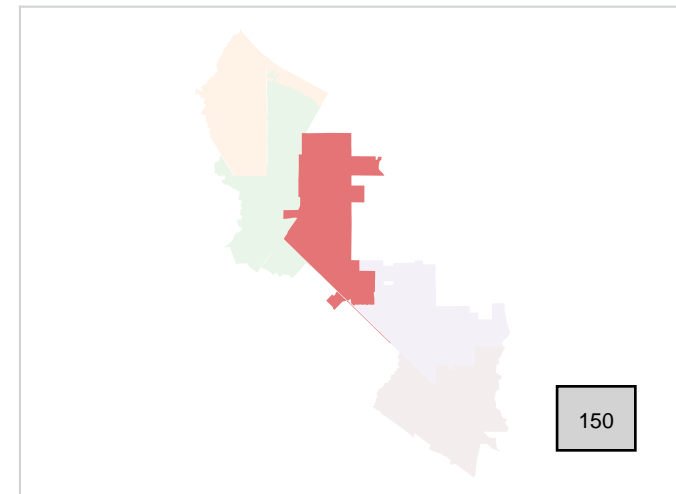
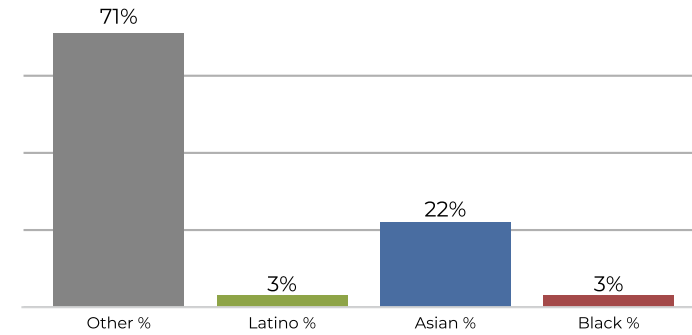
**District 3**



**2020 Census**

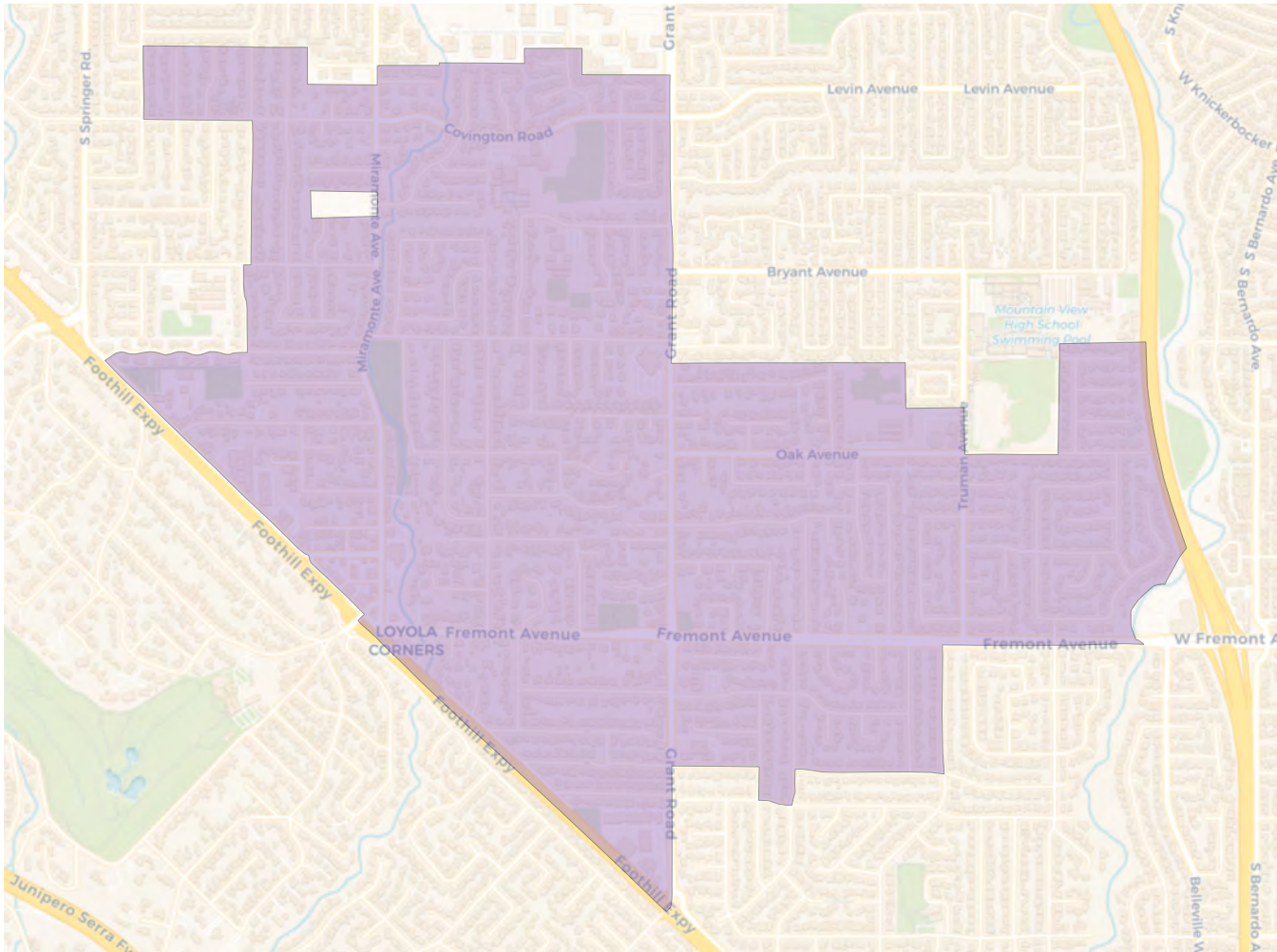


**Citizen Voting Age Population**

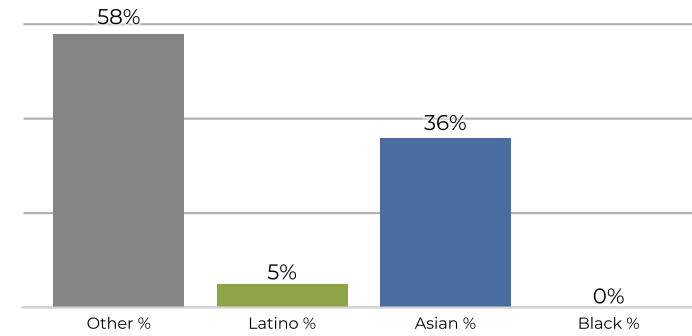


Population	Deviation	Deviation %	Other	Other %	Latino	Latino %	Asian	Asian %	Black	Black %
6,237	-67	-1.1%	3,841	61.6%	256	4.1%	2,105	33.8%	35	0.6%
Total CVAP	Other CVAP	Other CVAP %	Latino CVAP	Latino CVAP %	Asian CVAP	Asian CVAP %	Black CVAP	Black CVAP %		
4,191	2,978	71.1%	134	3.2%	941	22.5%	138	3.3%		

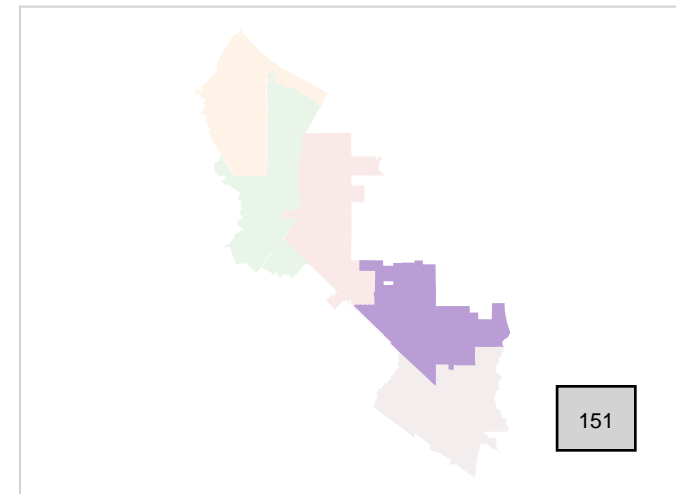
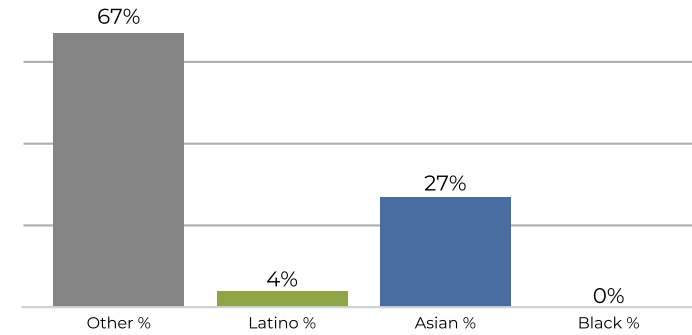
**District 4**



**2020 Census**



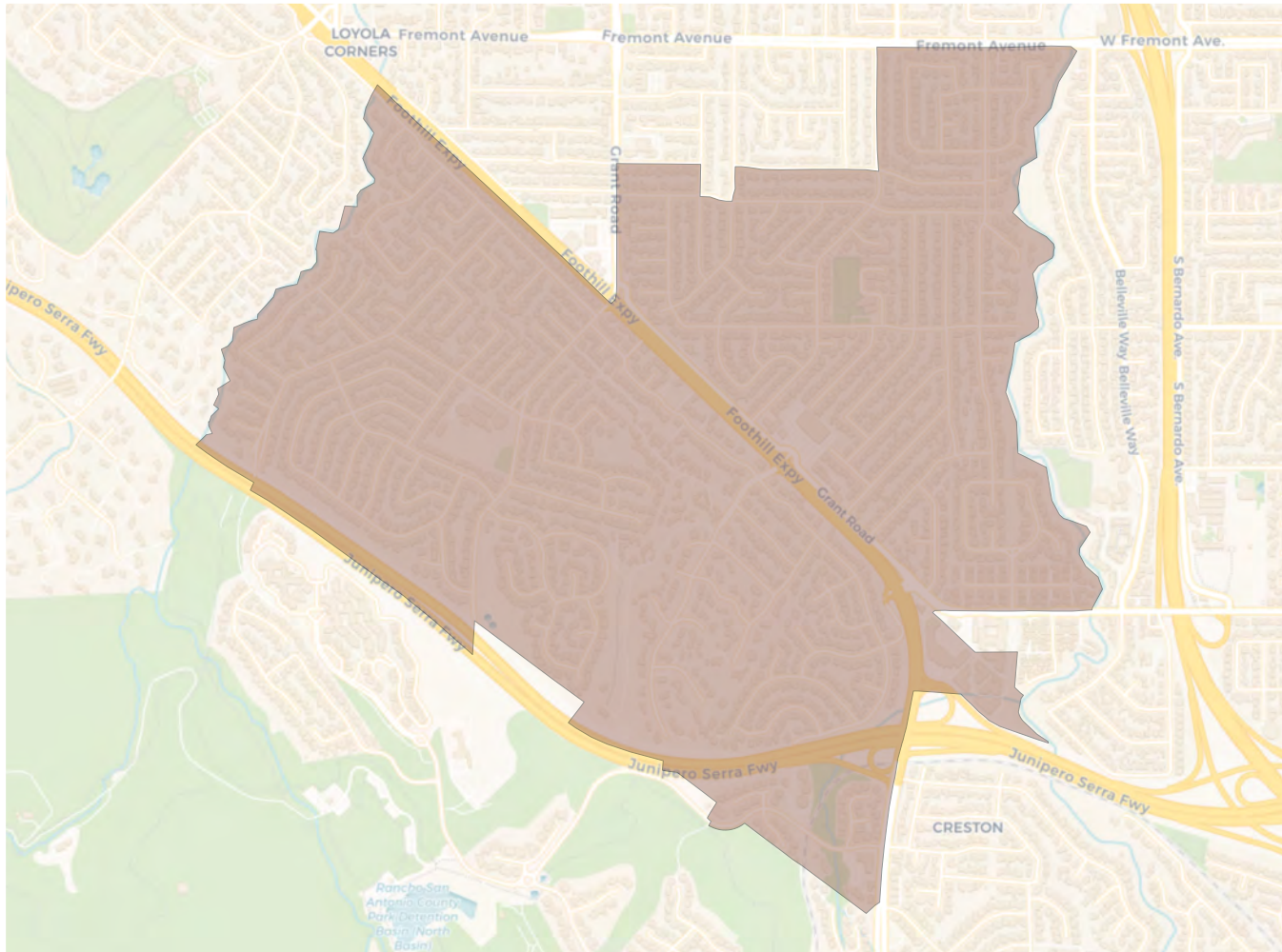
**Citizen Voting Age Population**



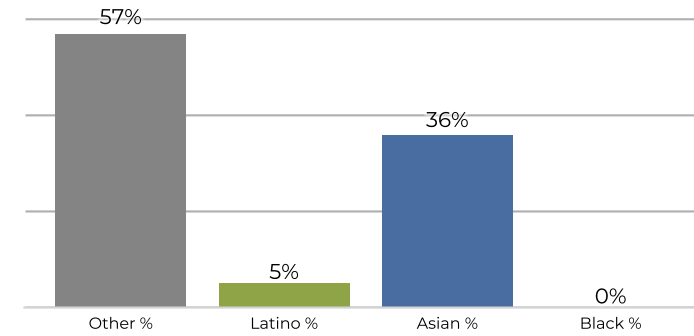
Population	Deviation	Deviation %	Other	Other %	Latino	Latino %	Asian	Asian %	Black	Black %
6,449	145	2.3%	3,740	58.0%	326	5.1%	2,349	36.4%	34	0.5%
Total CVAP	Other CVAP	Other CVAP %	Latino CVAP	Latino CVAP %	Asian CVAP	Asian CVAP %	Black CVAP	Black CVAP %		
4,725	3,190	67.5%	222	4.7%	1,286	27.2%	27	0.6%		



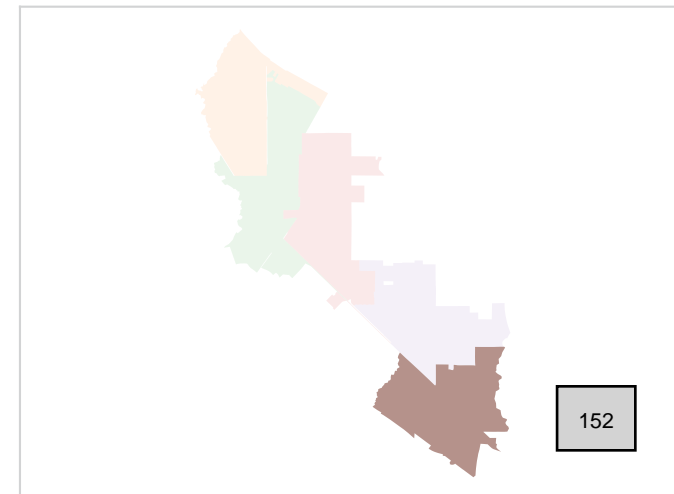
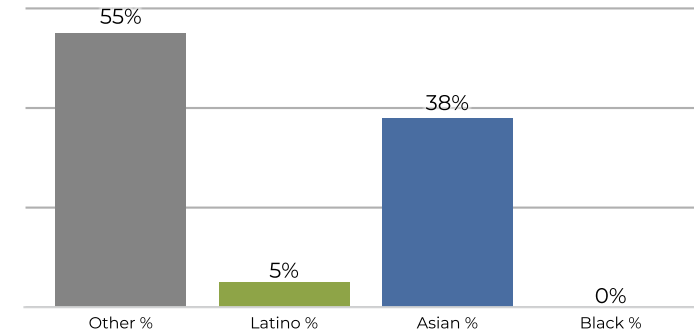
**District 5**



**2020 Census**

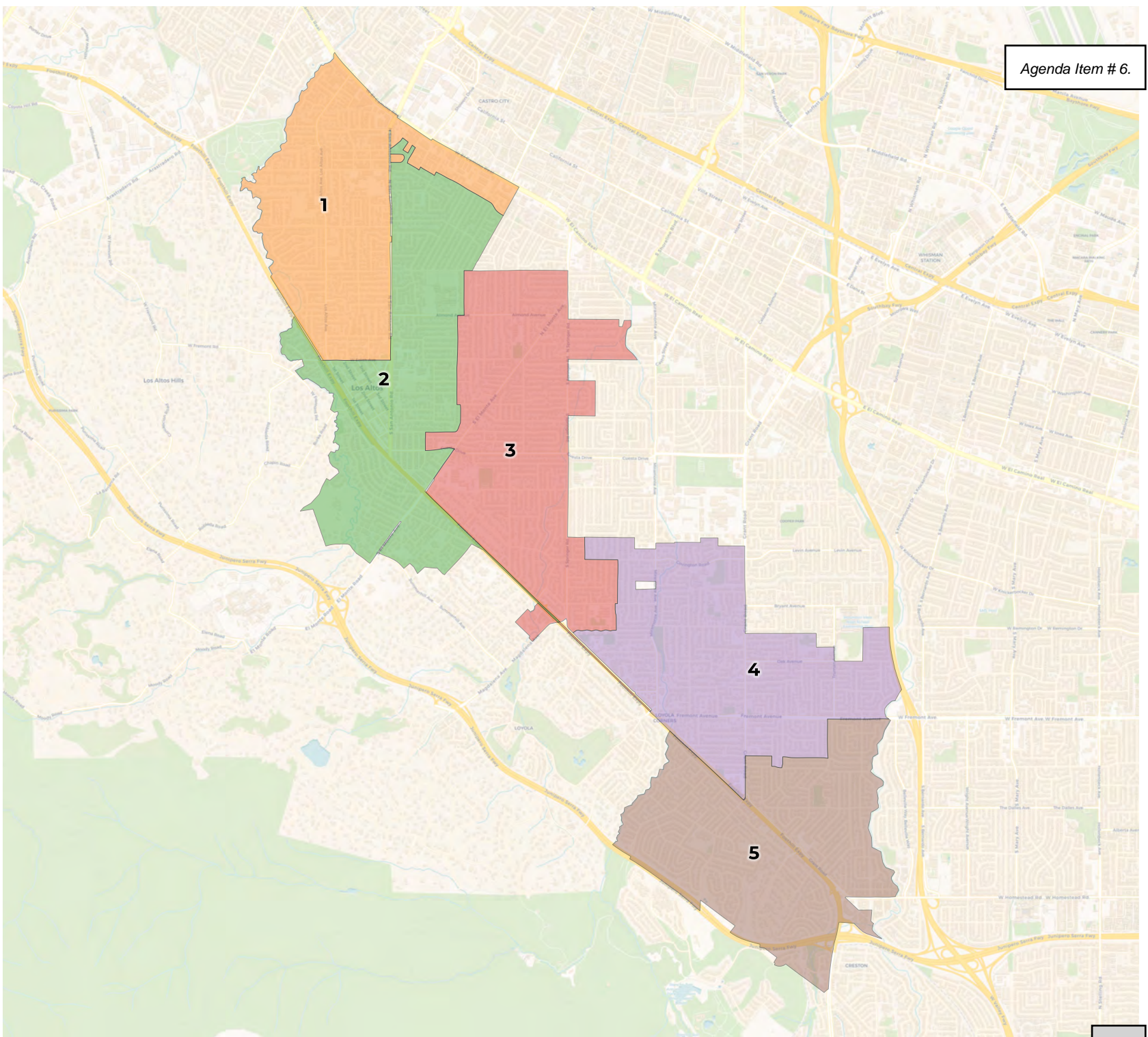


**Citizen Voting Age Population**



Population	Deviation	Deviation %	Other	Other %	Latino	Latino %	Asian	Asian %	Black	Black %
6,272	-32	-0.5%	3,601	57.4%	319	5.1%	2,314	36.9%	38	0.6%
Total CVAP	Other CVAP	Other CVAP %	Latino CVAP	Latino CVAP %	Asian CVAP	Asian CVAP %	Black CVAP	Black CVAP %		
3,854	2,152	55.8%	220	5.7%	1,470	38.1%	12	0.3%		





**2020 Census**

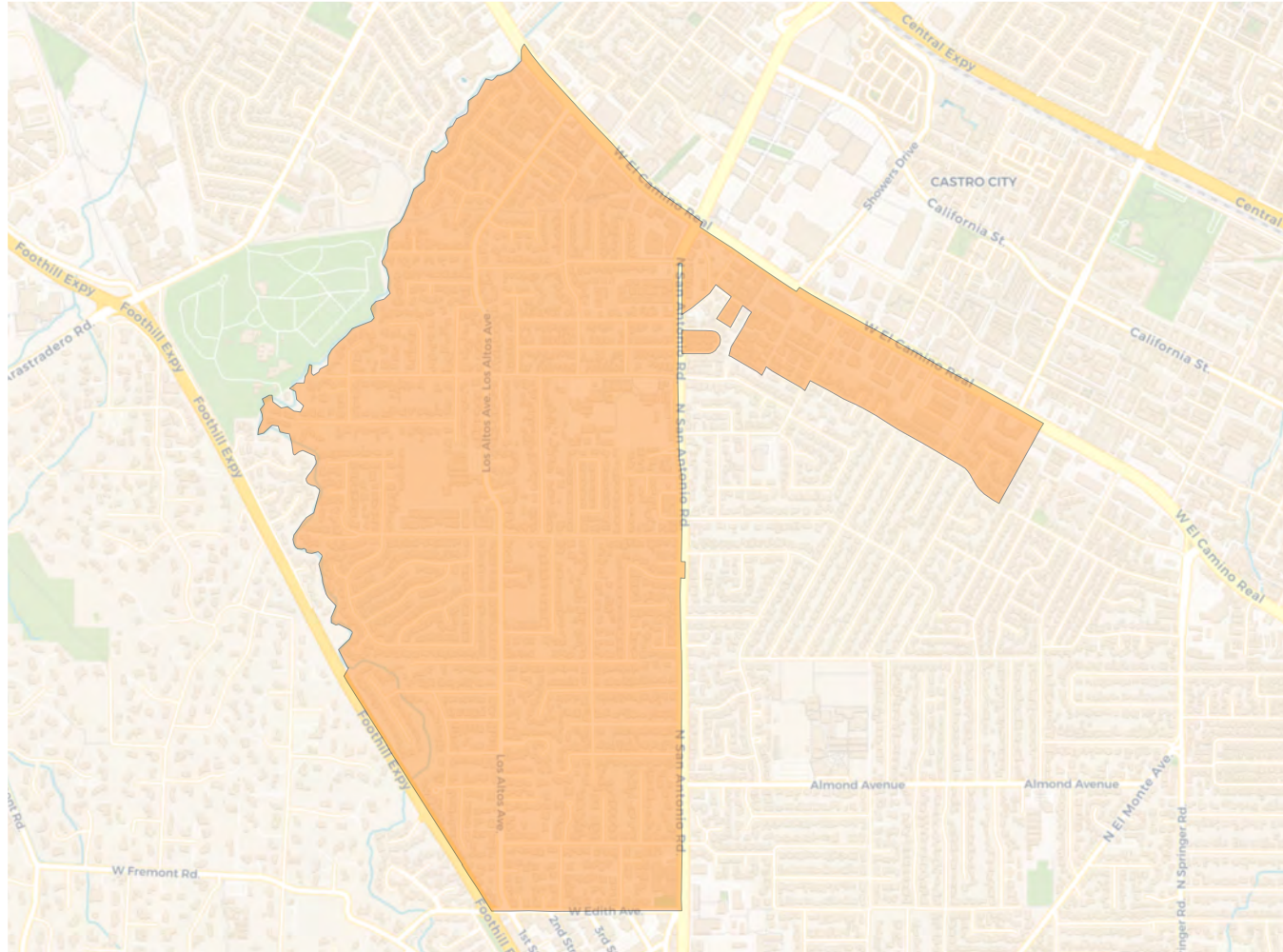
	1	2	3	4	5
Population	6,305	6,258	6,237	6,449	6,272
Deviation	1	-46	-67	145	-32
Deviation %	0.0%	-0.7%	-1.1%	2.3%	-0.5%
Other	3,759	3,758	3,841	3,740	3,601
Other %	59.6%	60.1%	61.6%	58.0%	57.4%
Latino	312	322	256	326	319
Latino %	4.9%	5.1%	4.1%	5.1%	5.1%
Asian	2,184	2,151	2,105	2,349	2,314
Asian %	34.6%	34.4%	33.8%	36.4%	36.9%
Black	50	27	35	34	38
Black %	0.8%	0.4%	0.6%	0.5%	0.6%

**Citizen Voting Age Population (CVAP)**

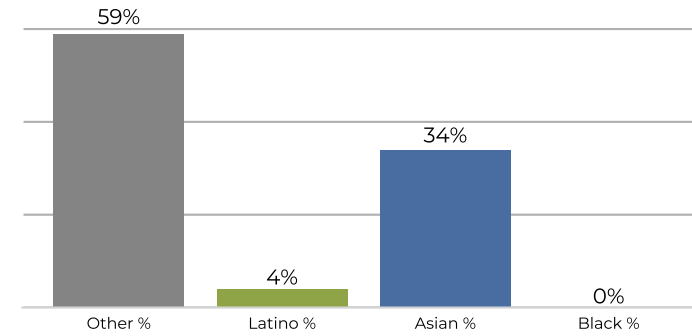
	1	2	3	4	5
Total CVAP	3,466	3,832	4,191	4,725	3,854
Other CVAP	2,448	2,646	2,978	3,190	2,152
Other CVAP %	70.6%	69.1%	71.1%	67.5%	55.8%
Latino CVAP	114	148	134	222	220
Latino CVAP %	3.3%	3.9%	3.2%	4.7%	5.7%
Asian CVAP	896	1,018	941	1,286	1,470
Asian CVAP %	25.9%	26.6%	22.5%	27.2%	38.1%
Black CVAP	8	20	138	27	154
Black CVAP %	0.2%	0.5%	3.3%	0.6%	0.3%



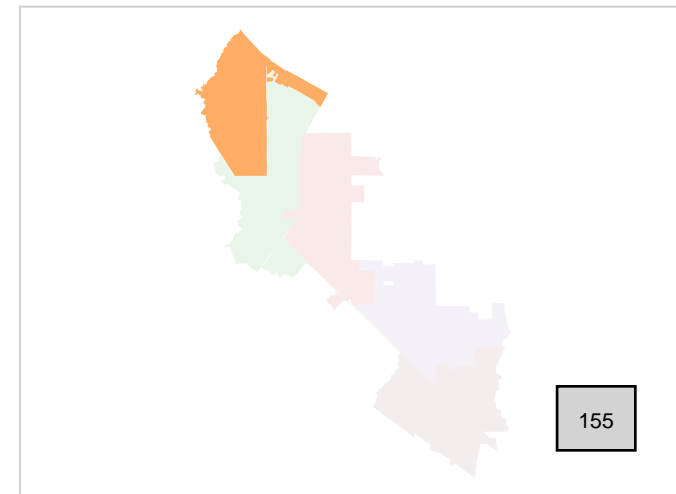
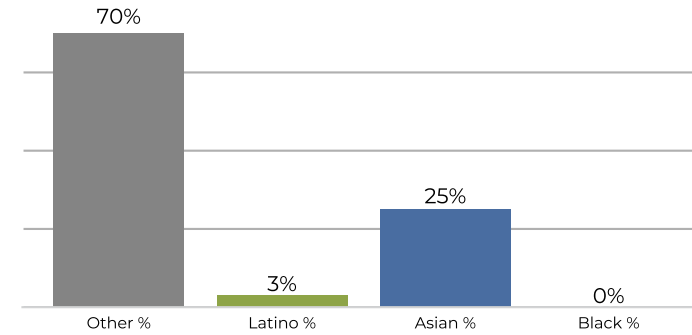
**District 1**



**2020 Census**

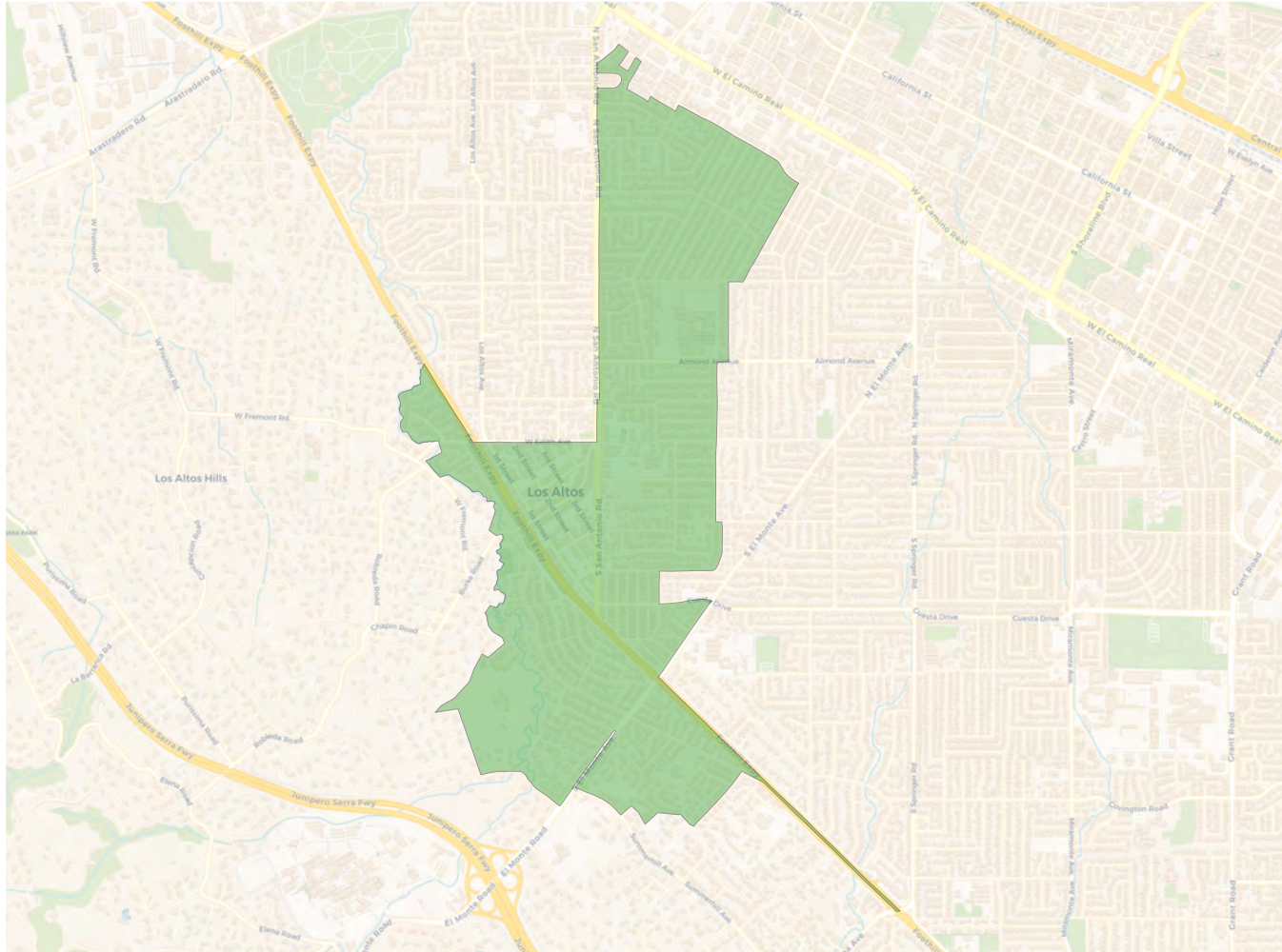
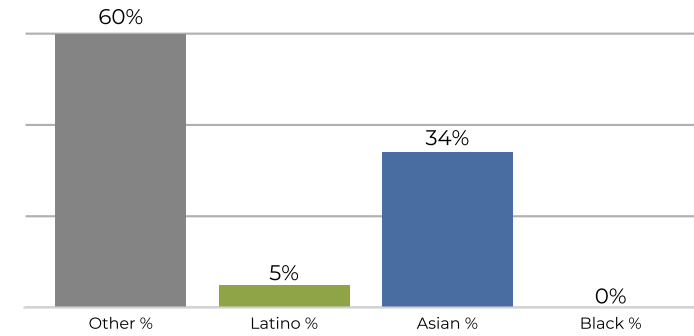
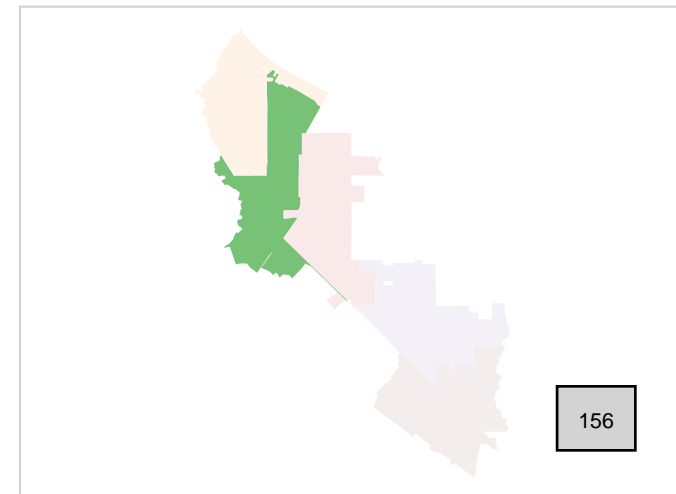
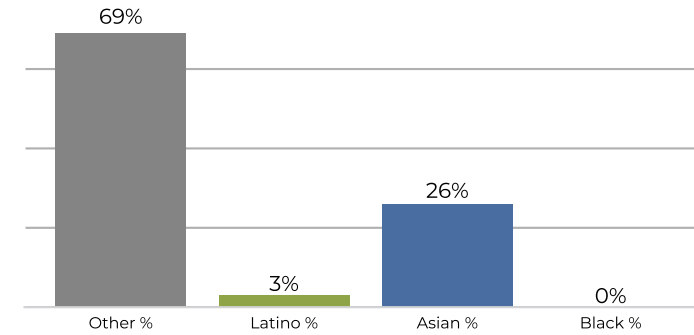


**Citizen Voting Age Population**

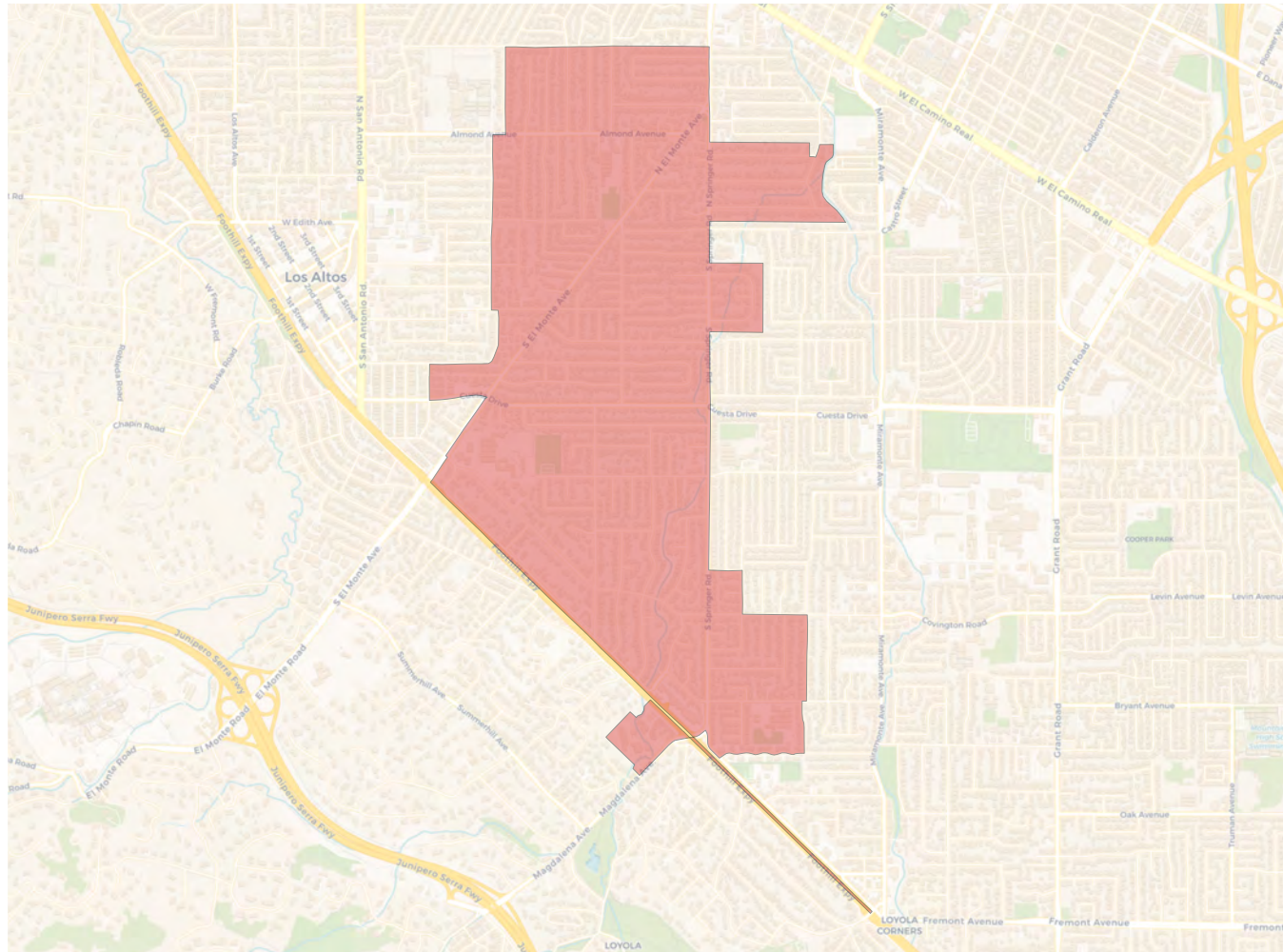
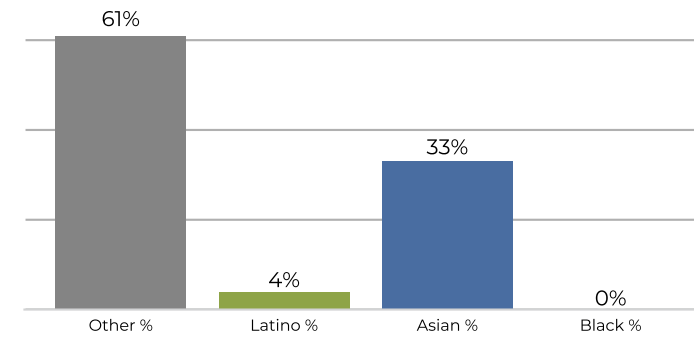
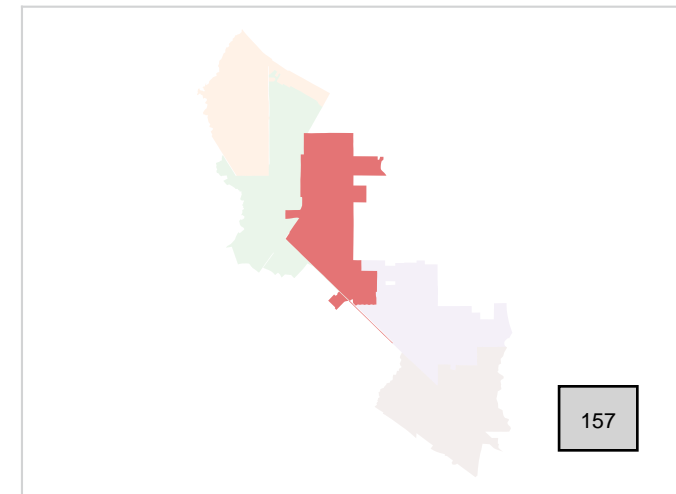
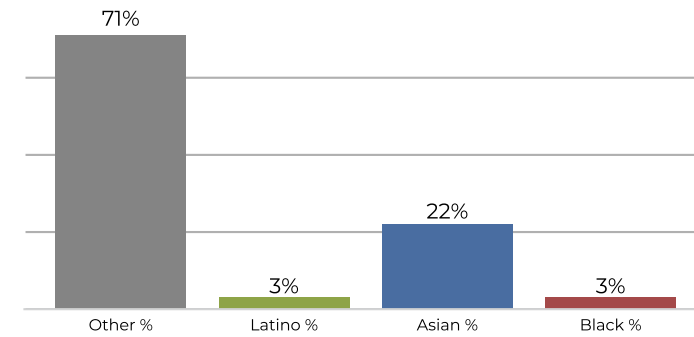


Population	Deviation	Deviation %	Other	Other %	Latino	Latino %	Asian	Asian %	Black	Black %
6,305	1	0.0%	3,759	59.6%	312	4.9%	2,184	34.6%	50	0.8%
Total CVAP	Other CVAP	Other CVAP %	Latino CVAP	Latino CVAP %	Asian CVAP	Asian CVAP %	Black CVAP	Black CVAP %		
3,466	2,448	70.6%	114	3.3%	896	25.9%	8	0.2%		



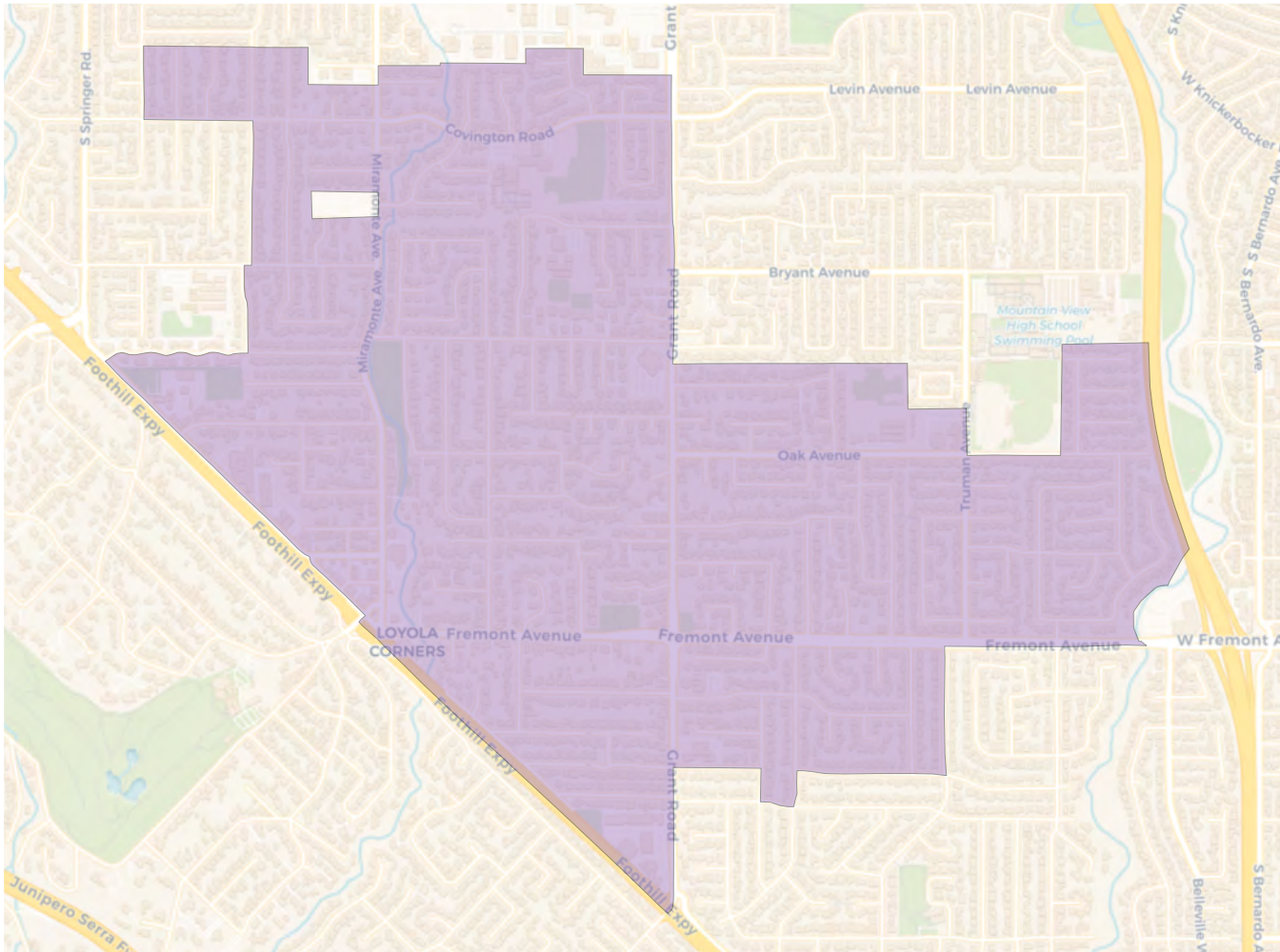
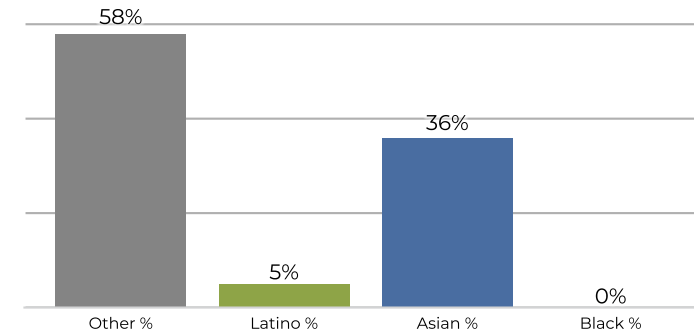
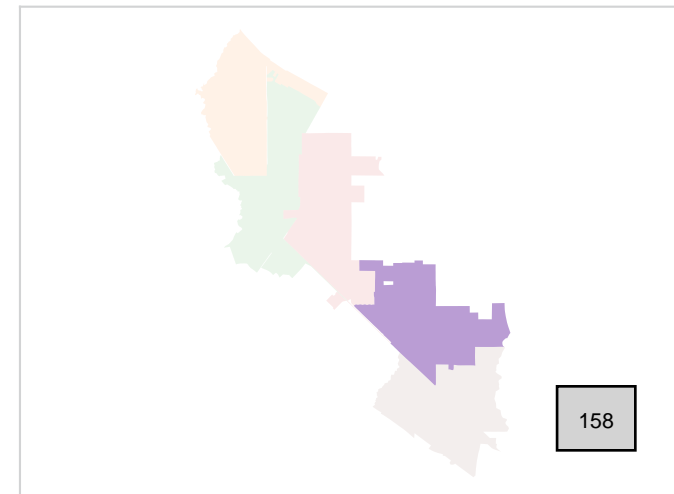
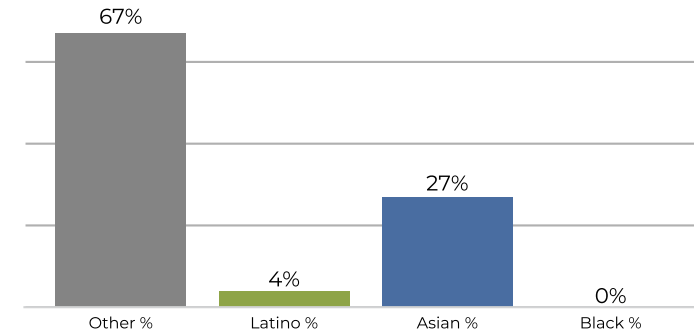
**District 2**

**2020 Census**

**Citizen Voting Age Population**


Population	Deviation	Deviation %	Other	Other %	Latino	Latino %	Asian	Asian %	Black	Black %
6,258	-46	-0.7%	3,758	60.1%	322	5.1%	2,151	34.4%	27	0.4%
Total CVAP	Other CVAP	Other CVAP %	Latino CVAP	Latino CVAP %	Asian CVAP	Asian CVAP %	Black CVAP	Black CVAP %		
3,832	2,646	69.1%	148	3.9%	1,018	26.6%	20	0.5%		

**District 3**

**2020 Census**

**Citizen Voting Age Population**


Population	Deviation	Deviation %	Other	Other %	Latino	Latino %	Asian	Asian %	Black	Black %
6,237	-67	-1.1%	3,841	61.6%	256	4.1%	2,105	33.8%	35	0.6%
Total CVAP	Other CVAP	Other CVAP %	Latino CVAP	Latino CVAP %	Asian CVAP	Asian CVAP %	Black CVAP	Black CVAP %		
4,191	2,978	71.1%	134	3.2%	941	22.5%	138	3.3%		

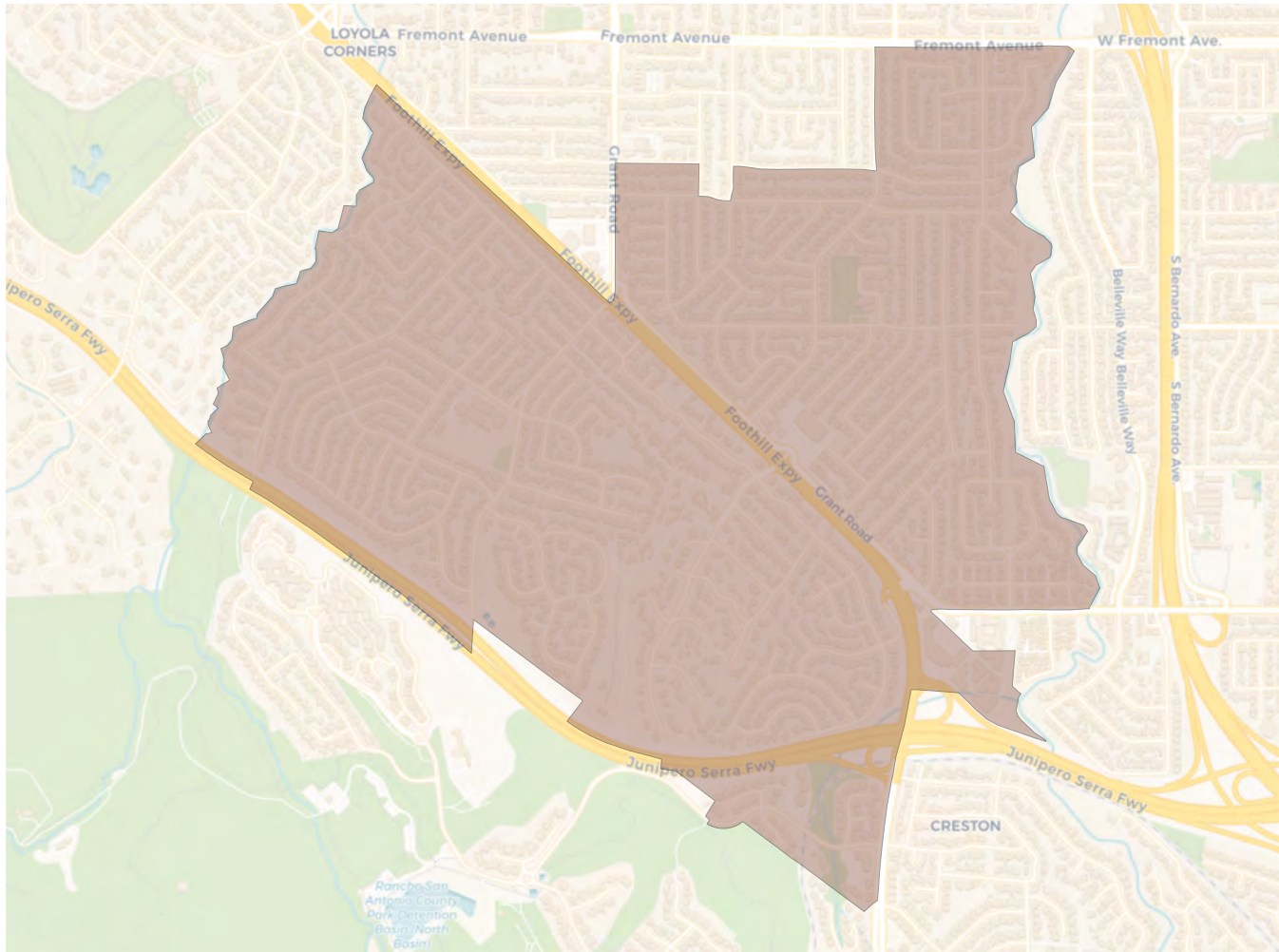


**District 4**

**2020 Census**

**Citizen Voting Age Population**


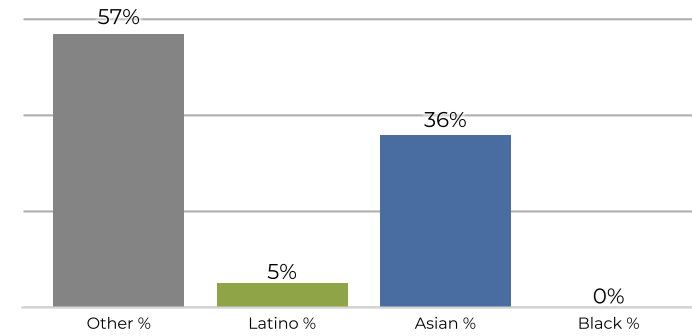
Population	Deviation	Deviation %	Other	Other %	Latino	Latino %	Asian	Asian %	Black	Black %
6,449	145	2.3%	3,740	58.0%	326	5.1%	2,349	36.4%	34	0.5%
Total CVAP	Other CVAP	Other CVAP %	Latino CVAP	Latino CVAP %	Asian CVAP	Asian CVAP %	Black CVAP	Black CVAP %		
4,725	3,190	67.5%	222	4.7%	1,286	27.2%	27	0.6%		



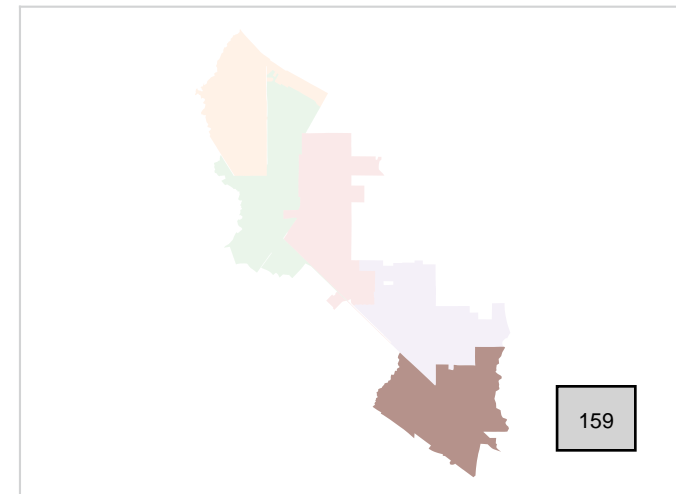
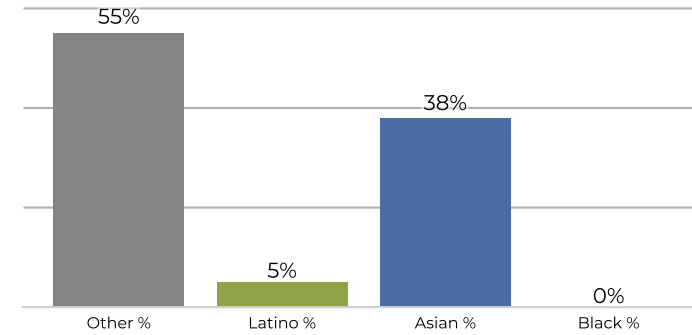
**District 5**



**2020 Census**



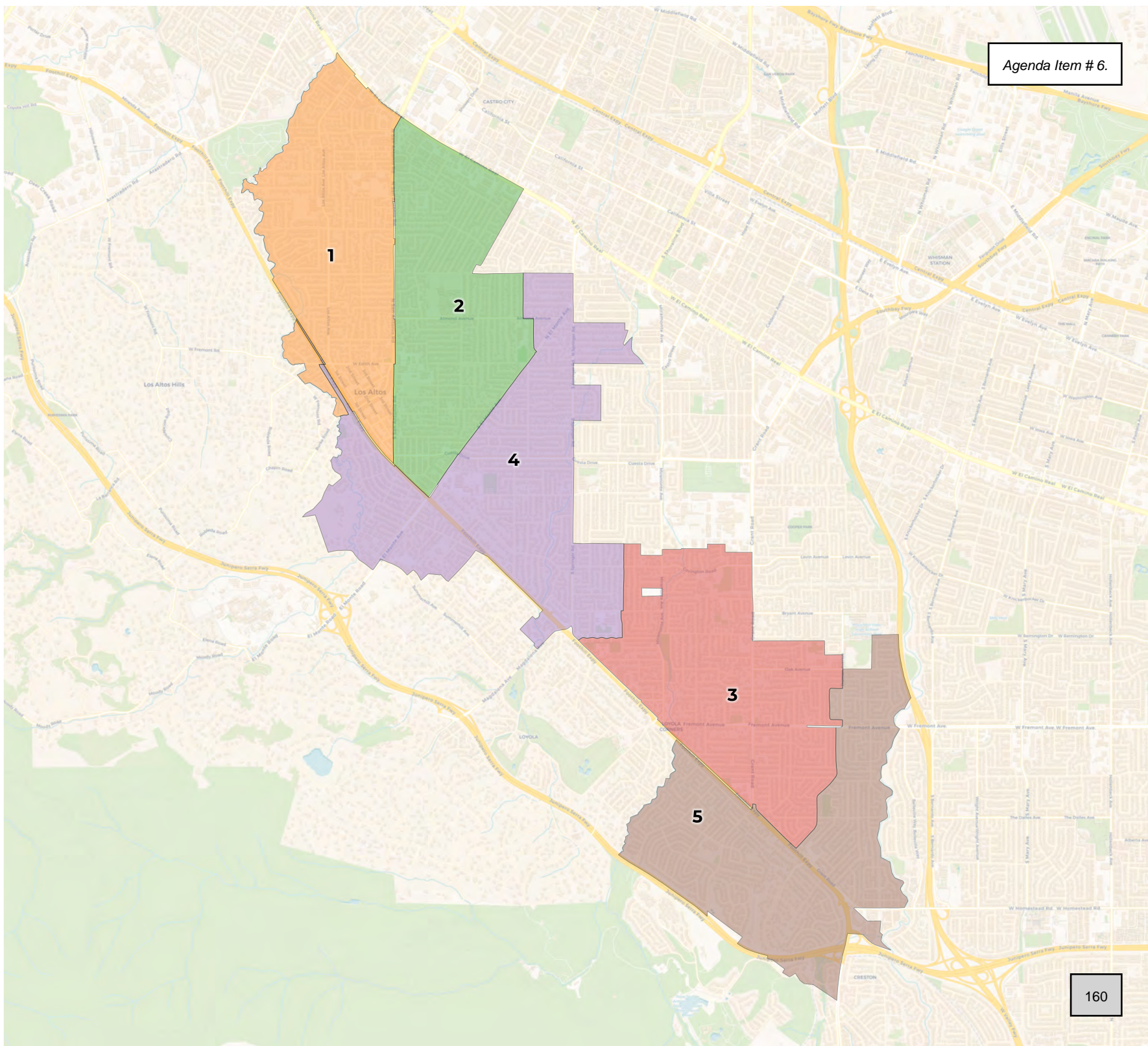
**Citizen Voting Age Population**



159

Population	Deviation	Deviation %	Other	Other %	Latino	Latino %	Asian	Asian %	Black	Black %
6,272	-32	-0.5%	3,601	57.4%	319	5.1%	2,314	36.9%	38	0.6%
Total CVAP	Other CVAP	Other CVAP %	Latino CVAP	Latino CVAP %	Asian CVAP	Asian CVAP %	Black CVAP	Black CVAP %		
3,854	2,152	55.8%	220	5.7%	1,470	38.1%	12	0.3%		





**2020 Census**

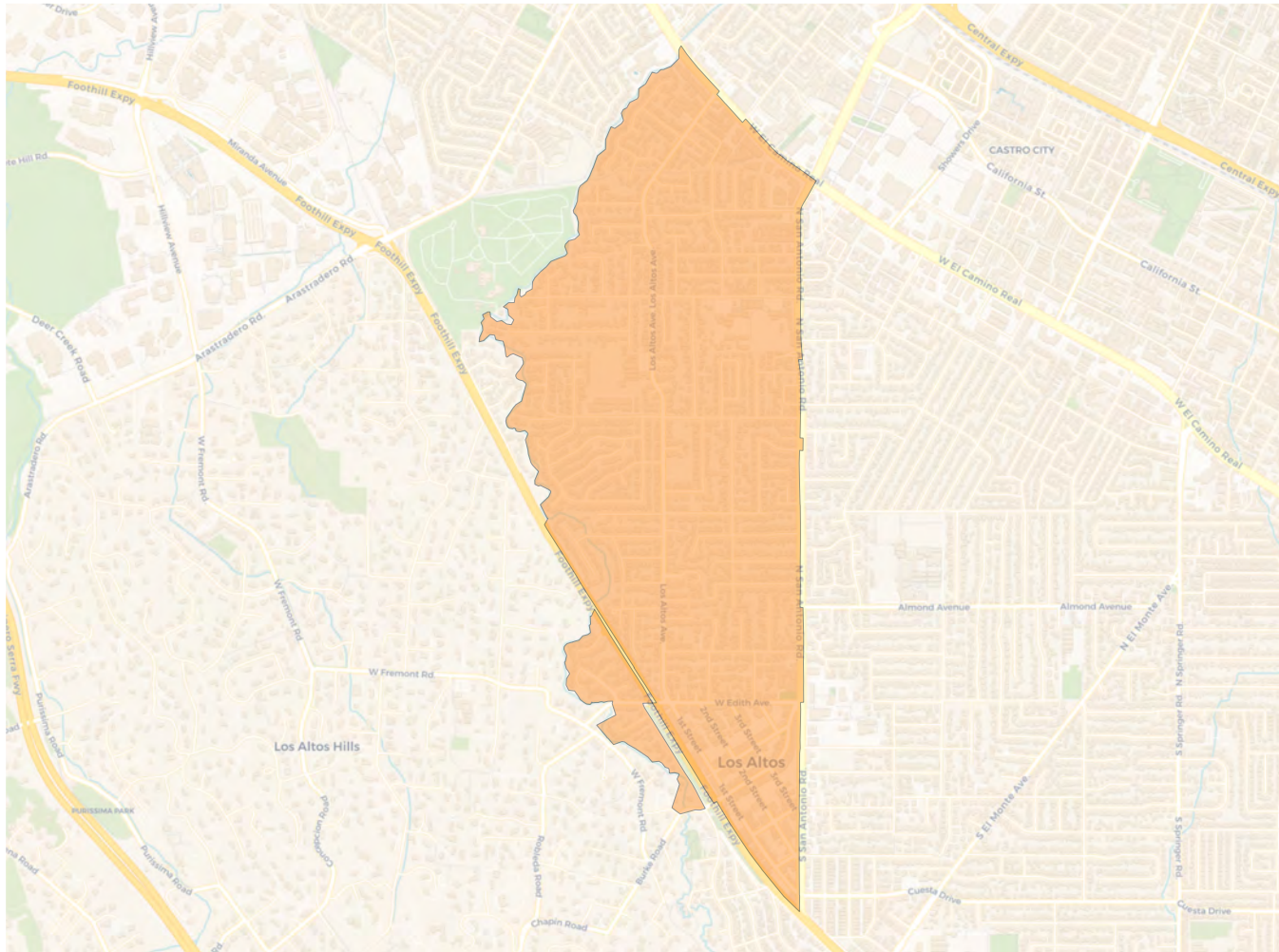
	1	2	3	4	5
Population	6,243	6,311	6,193	6,479	6,366
Deviation	-75	-7	-125	161	48
Deviation %	-1.2%	-0.1%	-2.0%	2.5%	0.8%
Other	3,862	3,591	3,658	4,052	3,587
Other %	61.9%	56.9%	59.1%	62.5%	56.3%
Latino	301	325	325	282	313
Latino %	4.8%	5.1%	5.2%	4.4%	4.9%
Asian	2,042	2,347	2,188	2,119	2,416
Asian %	32.7%	37.2%	35.3%	32.7%	38.0%
Black	38	48	22	26	50
Black %	0.6%	0.8%	0.4%	0.4%	0.8%

**Citizen Voting Age Population (CVAP)**

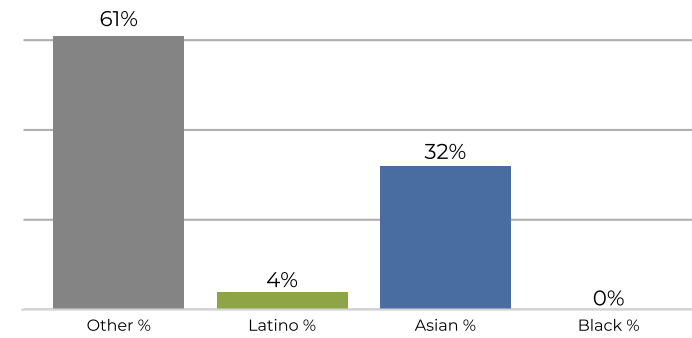
	1	2	3	4	5
Total CVAP	3,232	3,994	4,259	4,319	4,231
Other CVAP	2,330	2,561	2,709	3,229	2,563
Other CVAP %	72.1%	64.1%	63.6%	74.8%	60.6%
Latino CVAP	77	211	222	108	220
Latino CVAP %	2.4%	5.3%	5.2%	2.5%	5.2%
Asian CVAP	820	1,178	1,300	865	1,437
Asian CVAP %	25.4%	29.5%	30.5%	20.0%	34.0%
Black CVAP	5	44	28	117	161
Black CVAP %	0.2%	1.1%	0.7%	2.7%	0.3%



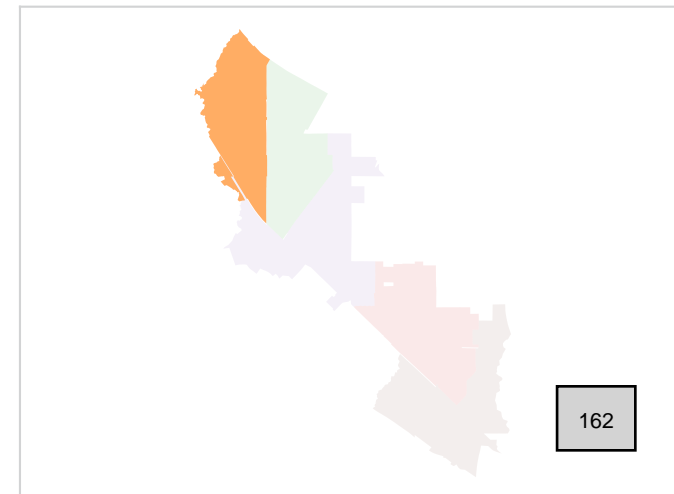
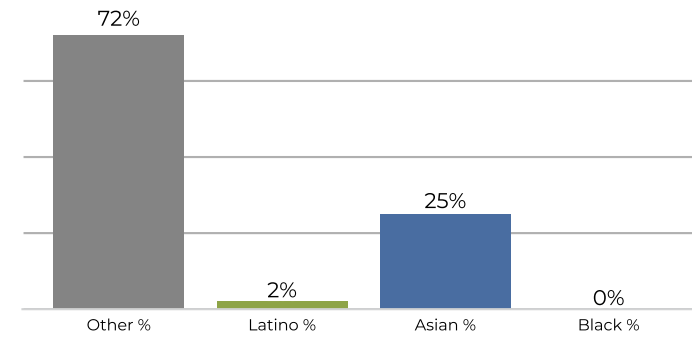
**District 1**



**2020 Census**

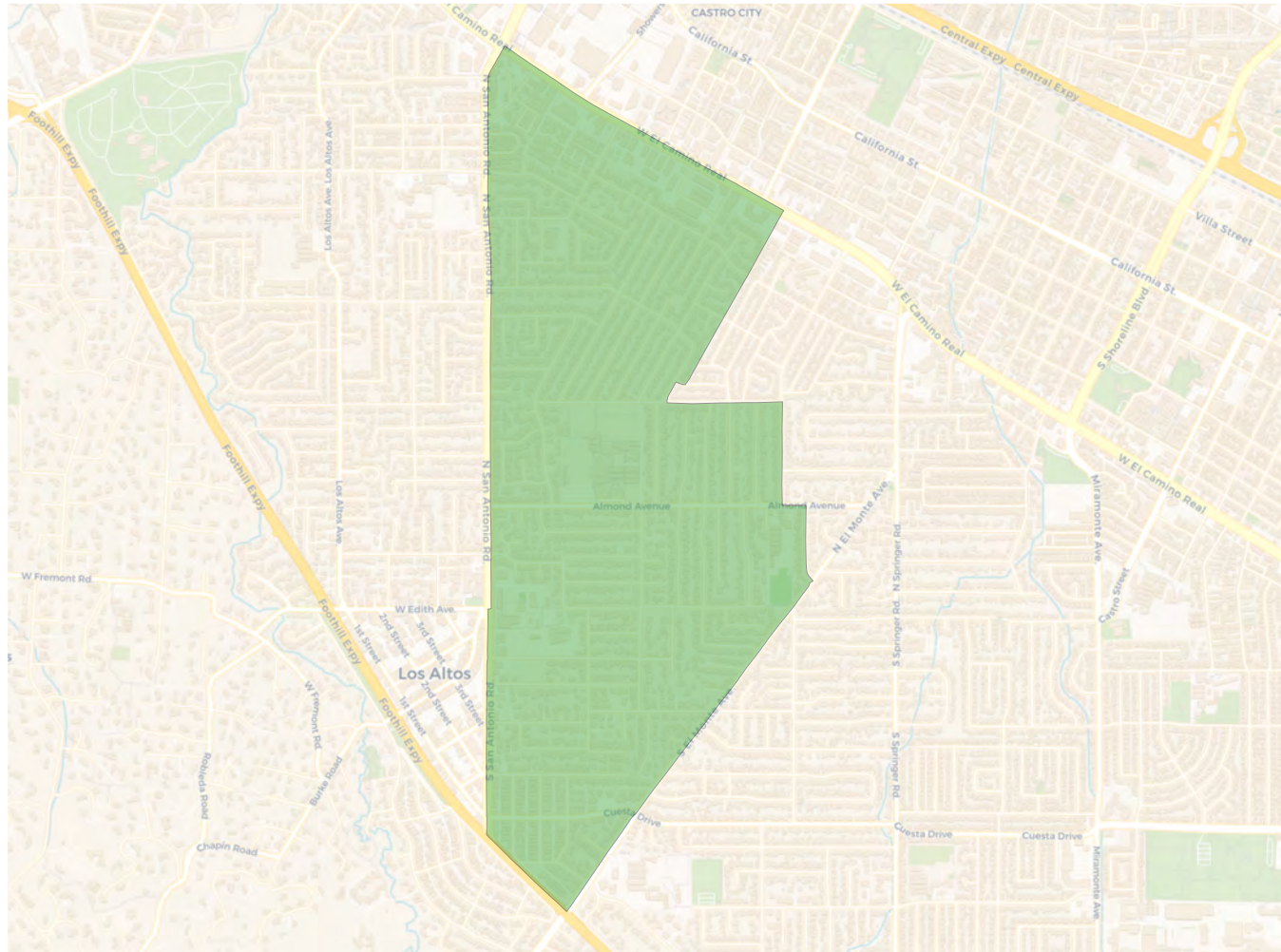


**Citizen Voting Age Population**

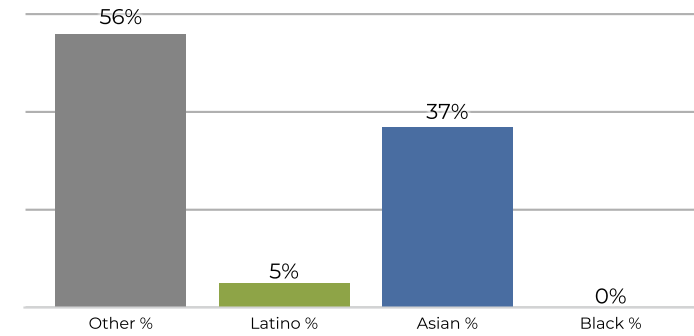


Population	Deviation	Deviation %	Other	Other %	Latino	Latino %	Asian	Asian %	Black	Black %
6,243	-75	-1.2%	3,862	61.9%	301	4.8%	2,042	32.7%	38	0.6%
<b>Total CVAP</b>	<b>Other CVAP</b>	<b>Other CVAP %</b>	<b>Latino CVAP</b>	<b>Latino CVAP %</b>	<b>Asian CVAP</b>	<b>Asian CVAP %</b>	<b>Black CVAP</b>	<b>Black CVAP %</b>		
3,232	2,330	72.1%	77	2.4%	820	25.4%	5	0.2%		

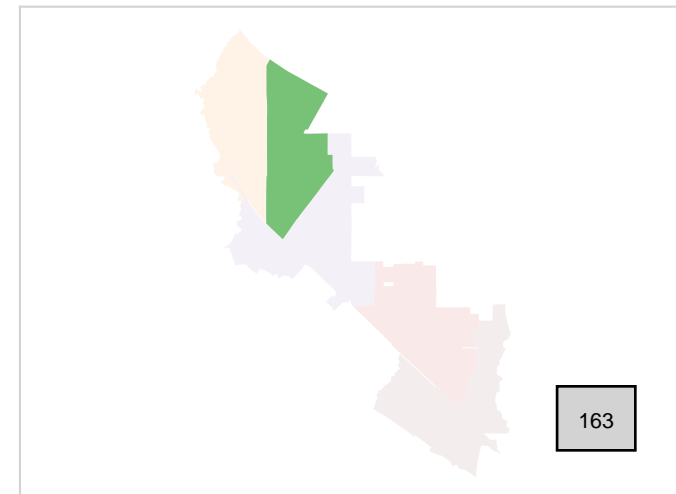
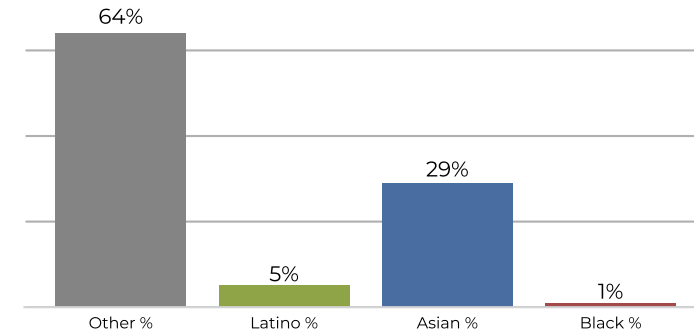
**District 2**



**2020 Census**



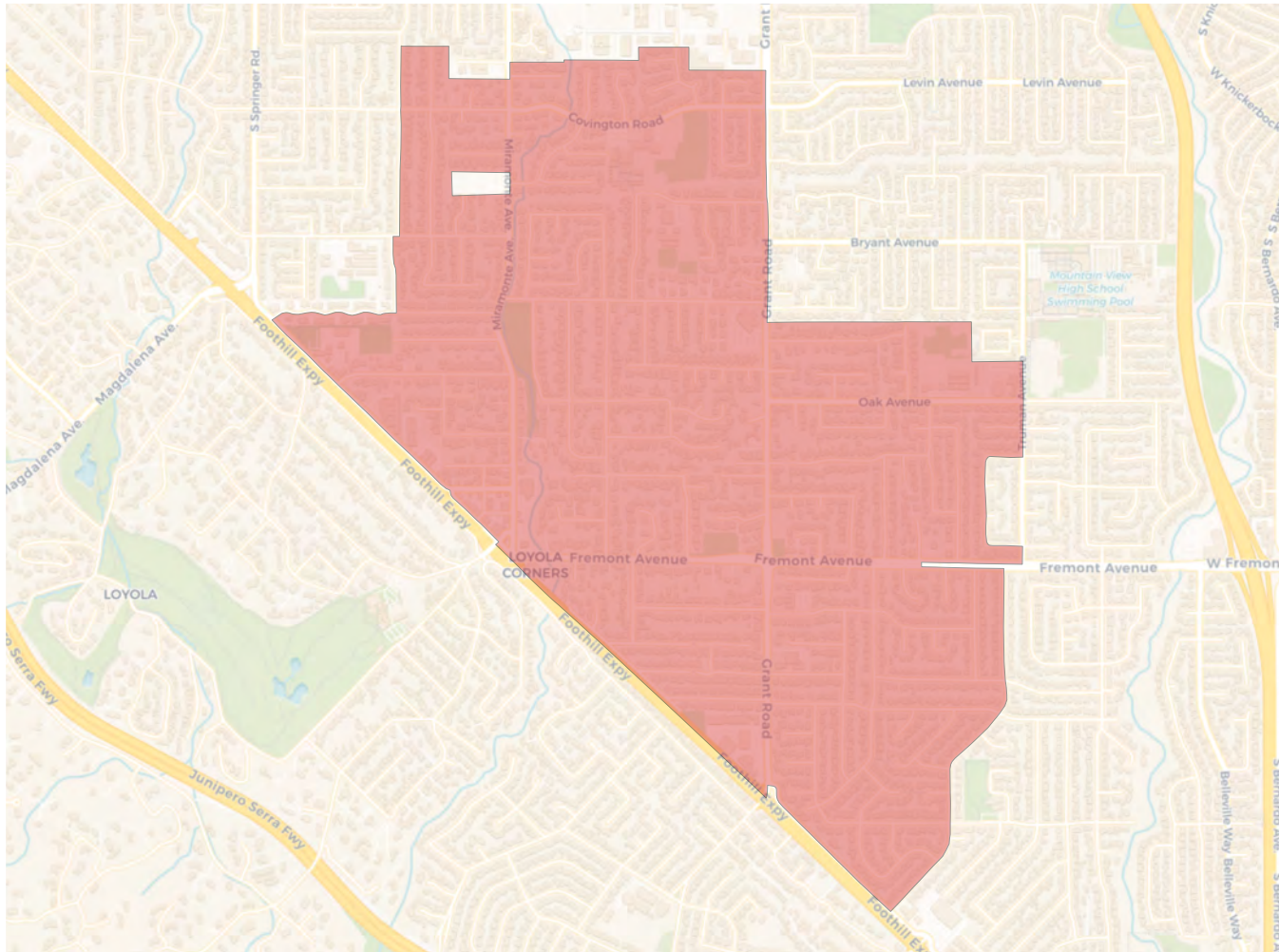
**Citizen Voting Age Population**



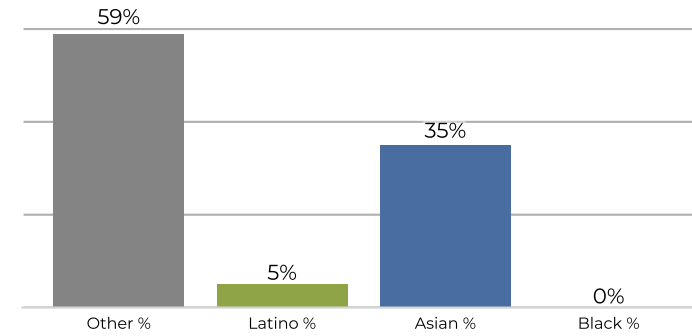
Population	Deviation	Deviation %	Other	Other %	Latino	Latino %	Asian	Asian %	Black	Black %
6,311	-7	-0.1%	3,591	56.9%	325	5.1%	2,347	37.2%	48	0.8%
Total CVAP	Other CVAP	Other CVAP %	Latino CVAP	Latino CVAP %	Asian CVAP	Asian CVAP %	Black CVAP	Black CVAP %		
3,994	2,561	64.1%	211	5.3%	1,178	29.5%	44	1.1%		



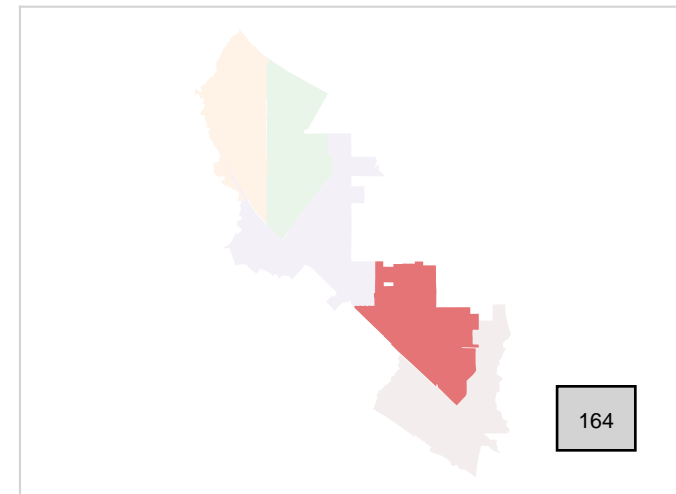
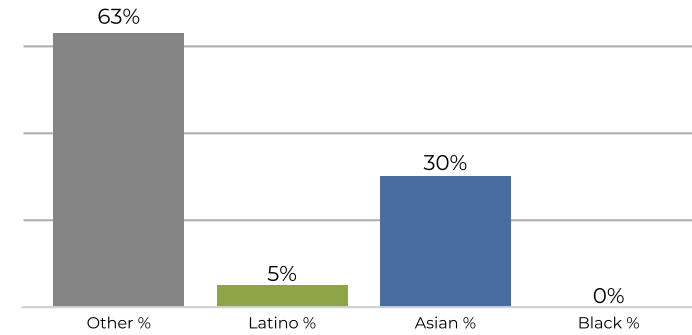
**District 3**



**2020 Census**



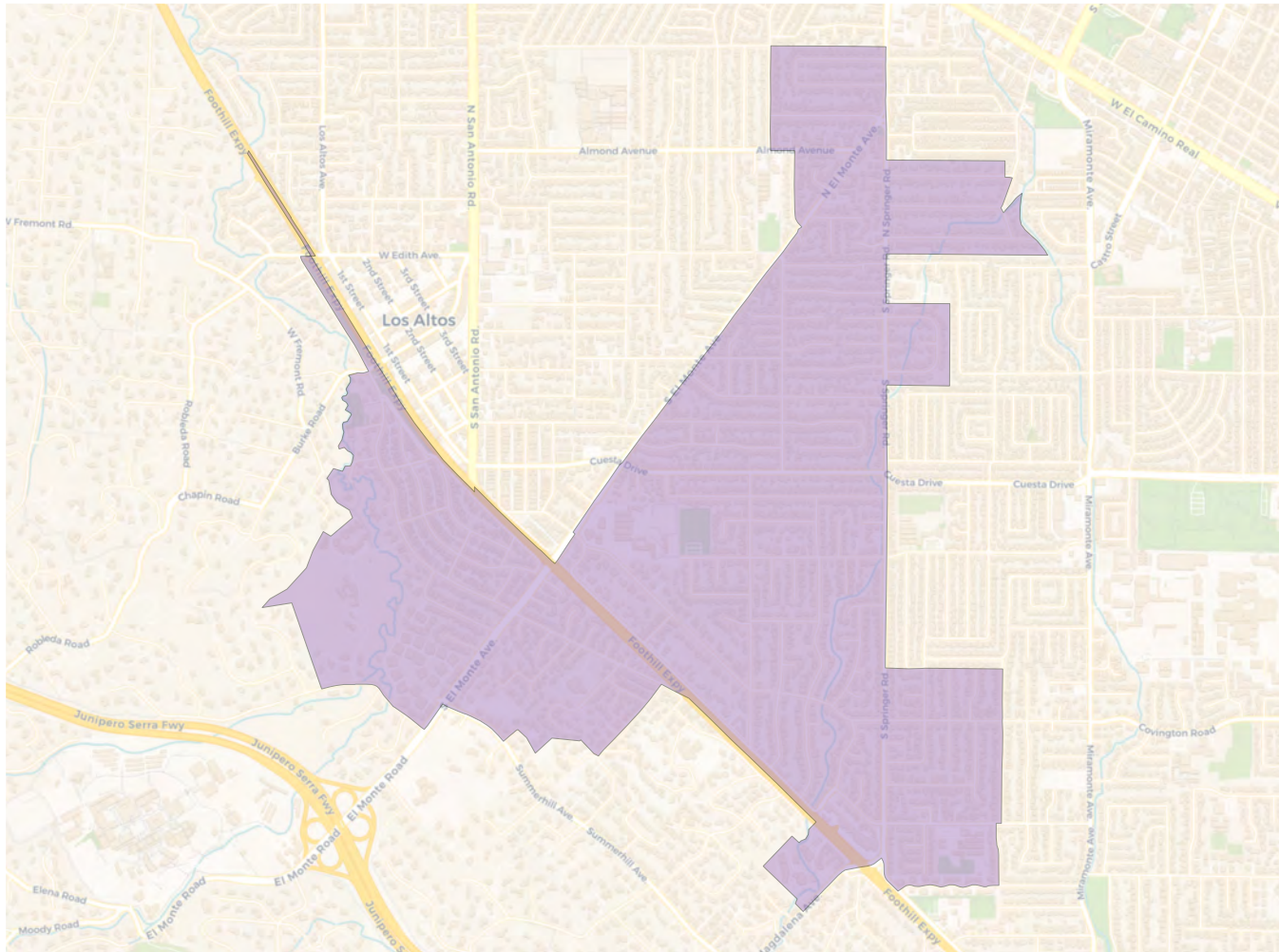
**Citizen Voting Age Population**



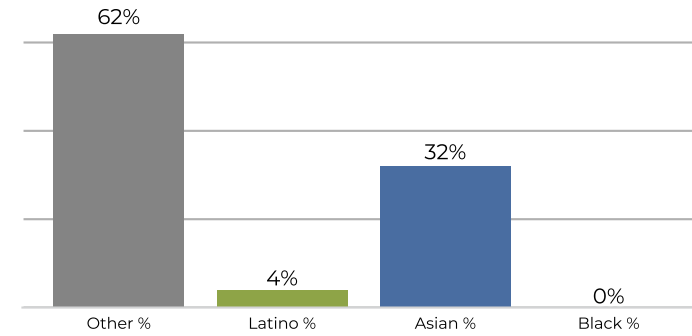
Population	Deviation	Deviation %	Other	Other %	Latino	Latino %	Asian	Asian %	Black	Black %
6,193	-125	-2.0%	3,658	59.1%	325	5.2%	2,188	35.3%	22	0.4%
Total CVAP	Other CVAP	Other CVAP %	Latino CVAP	Latino CVAP %	Asian CVAP	Asian CVAP %	Black CVAP	Black CVAP %		
4,259	2,709	63.6%	222	5.2%	1,300	30.5%	28	0.7%		



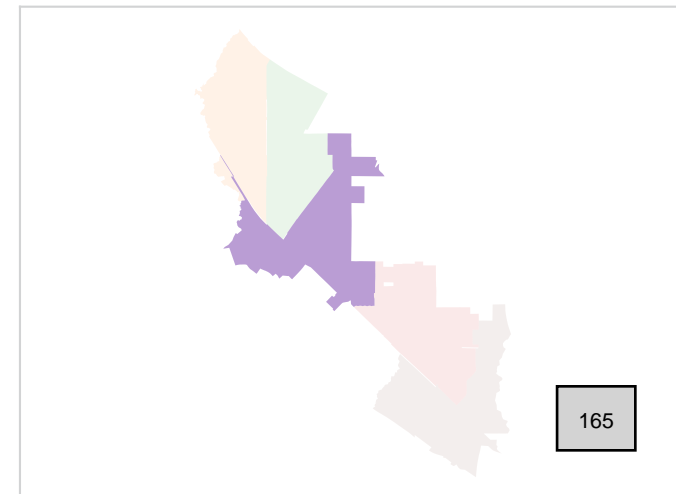
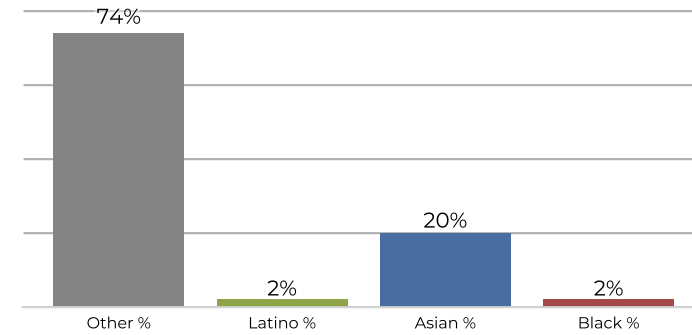
**District 4**



**2020 Census**

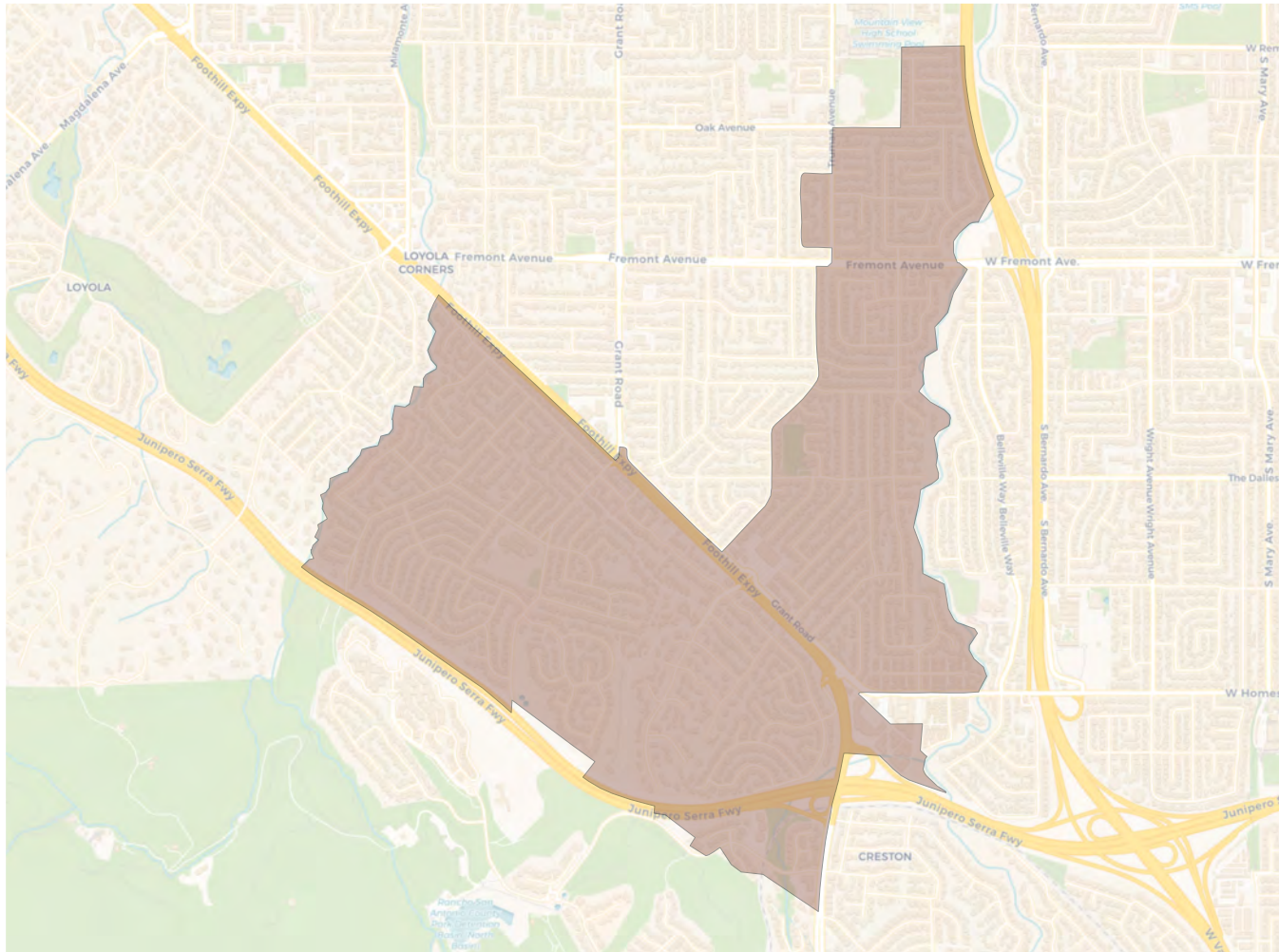


**Citizen Voting Age Population**

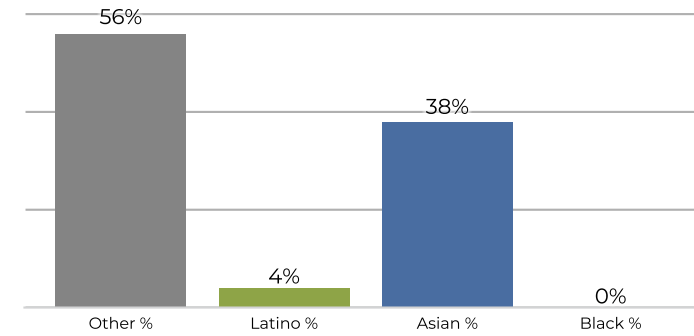


Population	Deviation	Deviation %	Other	Other %	Latino	Latino %	Asian	Asian %	Black	Black %
6,479	161	2.5%	4,052	62.5%	282	4.4%	2,119	32.7%	26	0.4%
<b>Total CVAP</b>	<b>Other CVAP</b>	<b>Other CVAP %</b>	<b>Latino CVAP</b>	<b>Latino CVAP %</b>	<b>Asian CVAP</b>	<b>Asian CVAP %</b>	<b>Black CVAP</b>	<b>Black CVAP %</b>		
4,319	3,229	74.8%	108	2.5%	865	20.0%	117	2.7%		

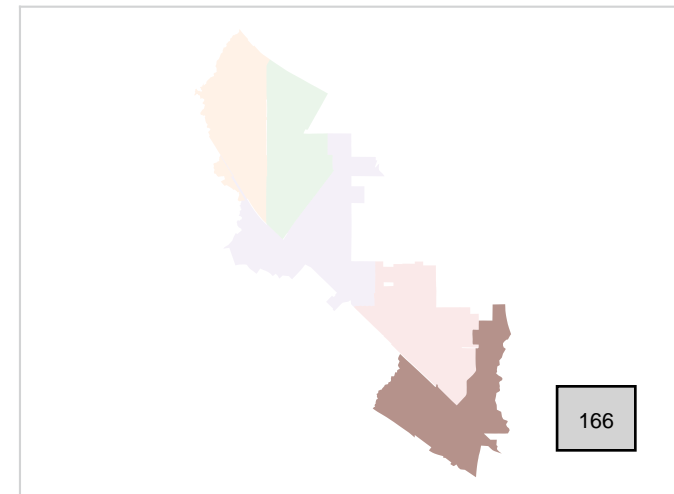
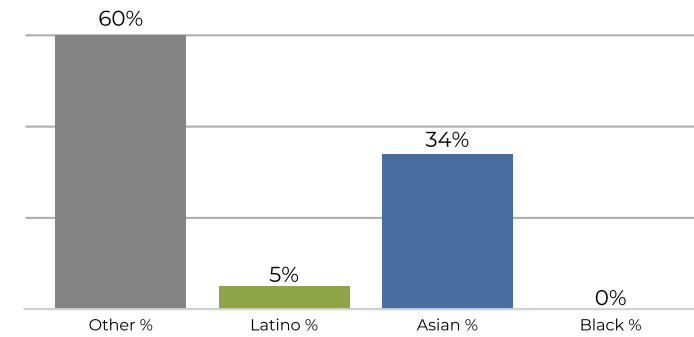
**District 5**



**2020 Census**

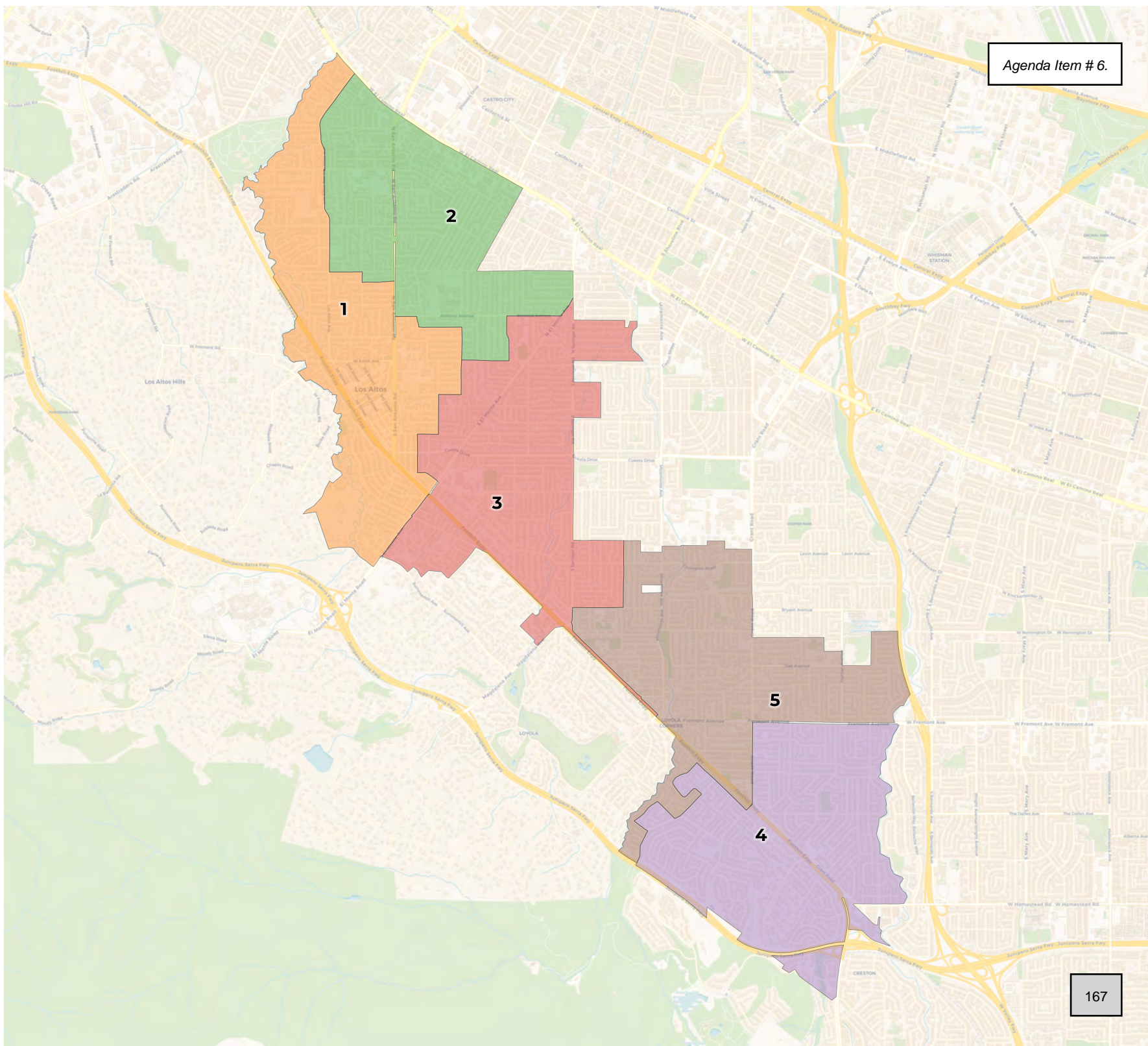


**Citizen Voting Age Population**



Population	Deviation	Deviation %	Other	Other %	Latino	Latino %	Asian	Asian %	Black	Black %
6,366	48	0.8%	3,587	56.3%	313	4.9%	2,416	38.0%	50	0.8%
Total CVAP	Other CVAP	Other CVAP %	Latino CVAP	Latino CVAP %	Asian CVAP	Asian CVAP %	Black CVAP	Black CVAP %		
4,231	2,563	60.6%	220	5.2%	1,437	34.0%	11	0.3%		







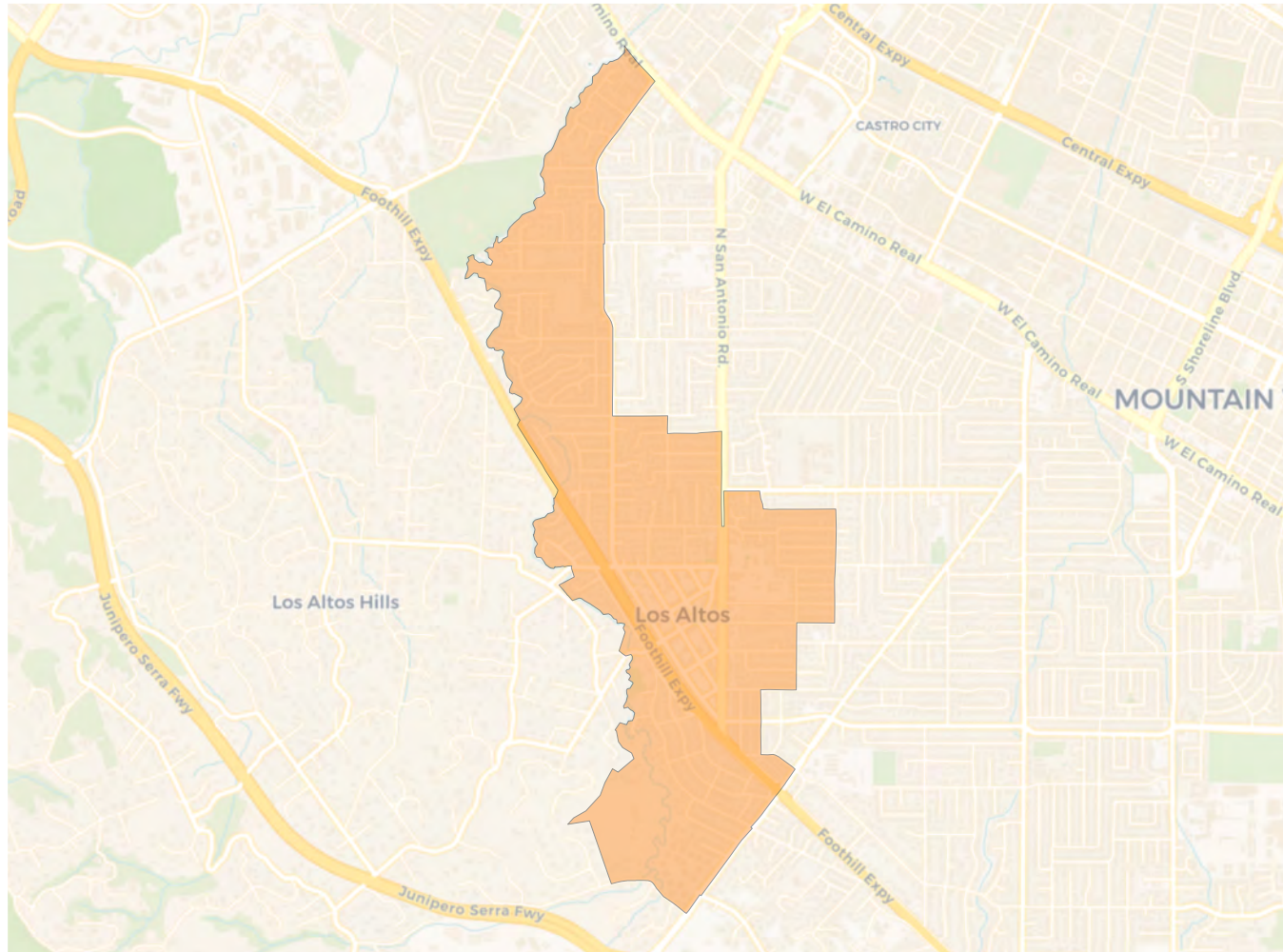
**2020 Census**

	1	2	3	4	5
Population	6,126	6,258	6,399	6,358	6,249
Deviation	-152	-20	121	80	-29
Deviation %	-2.4%	-0.3%	1.9%	1.3%	-0.5%
Other	4,047	3,456	3,888	3,652	3,643
Other %	66.1%	55.2%	60.8%	57.4%	58.3%
Latino	343	271	260	343	287
Latino %	5.6%	4.3%	4.1%	5.4%	4.6%
Asian	1,695	2,495	2,224	2,326	2,285
Asian %	27.7%	39.9%	34.8%	36.6%	36.6%
Black	41	36	27	37	34
Black %	0.7%	0.6%	0.4%	0.6%	0.5%

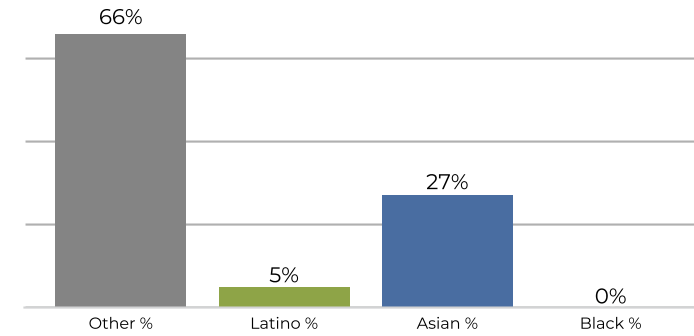
**Citizen Voting Age Population (CVAP)**

	1	2	3	4	5
Total CVAP	3,412	3,725	4,346	3,945	4,608
Other CVAP	2,604	2,395	3,099	2,287	3,002
Other CVAP %	76.3%	64.3%	71.3%	58.0%	65.1%
Latino CVAP	98	140	152	249	199
Latino CVAP %	2.9%	3.8%	3.5%	6.3%	4.3%
Asian CVAP	703	1,170	958	1,386	1,389
Asian CVAP %	20.6%	31.4%	22.0%	35.1%	30.1%
Black CVAP	7	20	137	23	168
Black CVAP %	0.2%	0.5%	3.2%	0.6%	0.4%

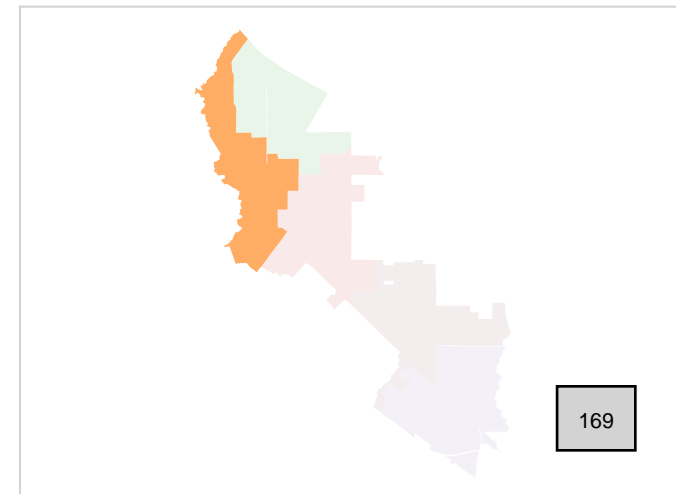
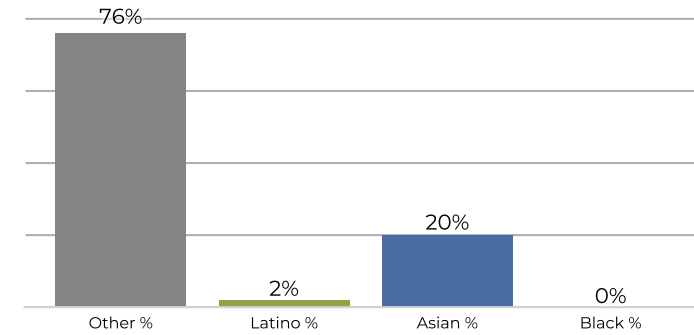
**District 1**



**2020 Census**

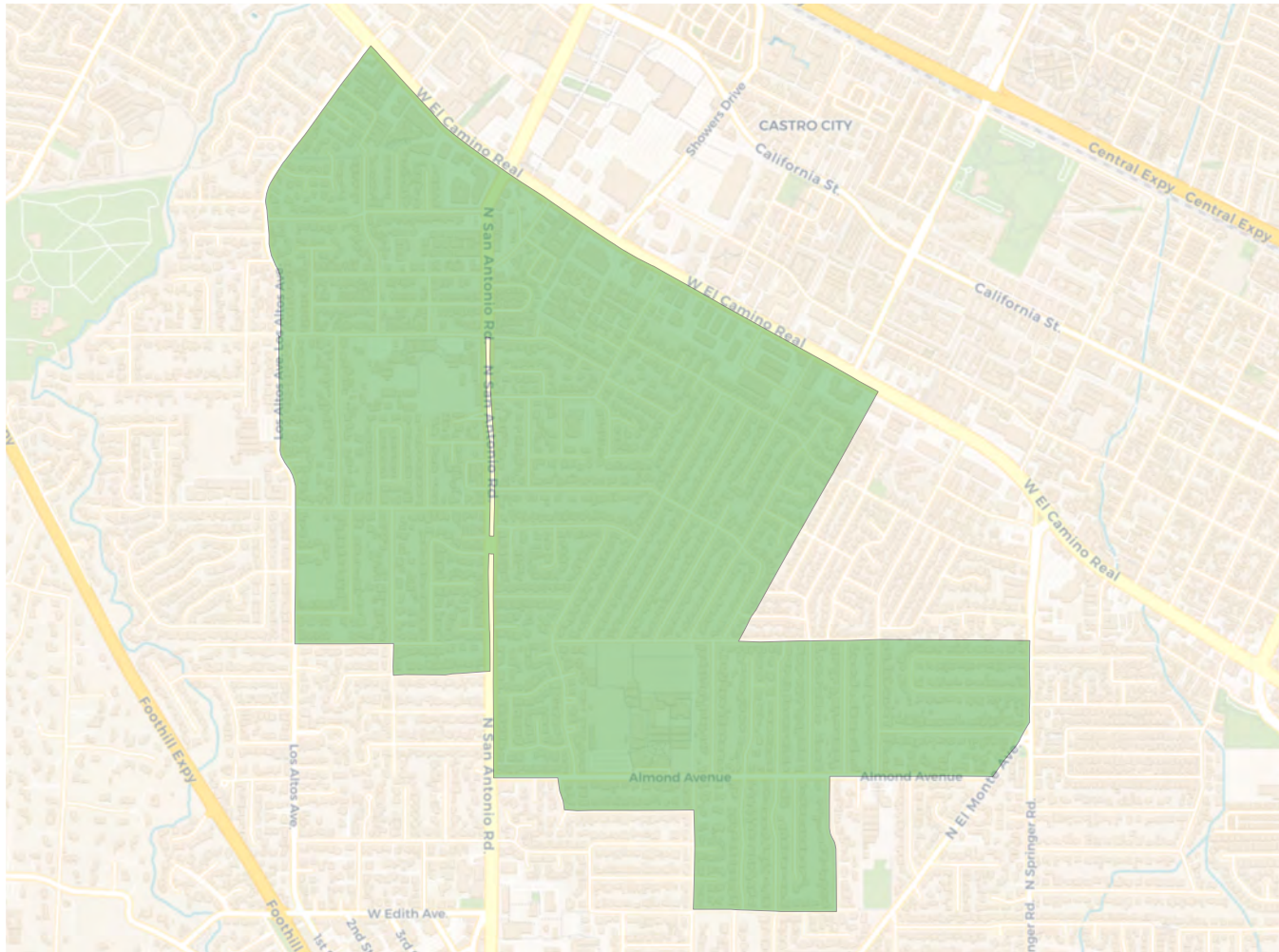


**Citizen Voting Age Population**

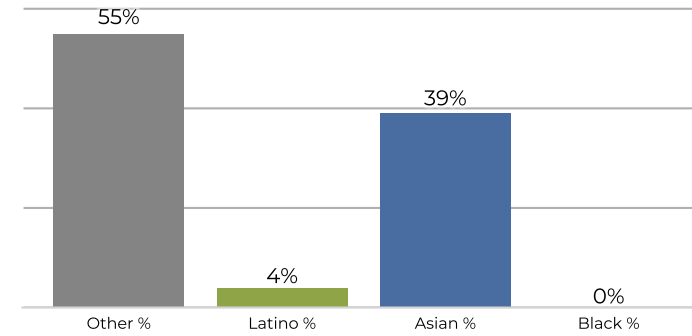


Population	Deviation	Deviation %	Other	Other %	Latino	Latino %	Asian	Asian %	Black	Black %
6,126	-152	-2.4%	4,047	66.1%	343	5.6%	1,695	27.7%	41	0.7%
Total CVAP	Other CVAP	Other CVAP %	Latino CVAP	Latino CVAP %	Asian CVAP	Asian CVAP %	Black CVAP	Black CVAP %		
3,412	2,604	76.3%	98	2.9%	703	20.6%	7	0.2%		

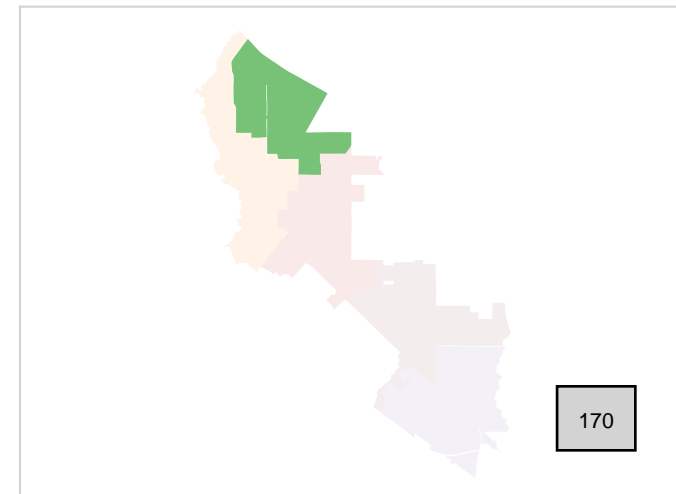
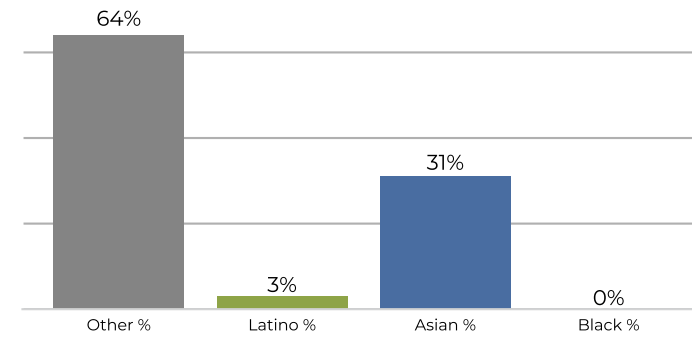
**District 2**



**2020 Census**



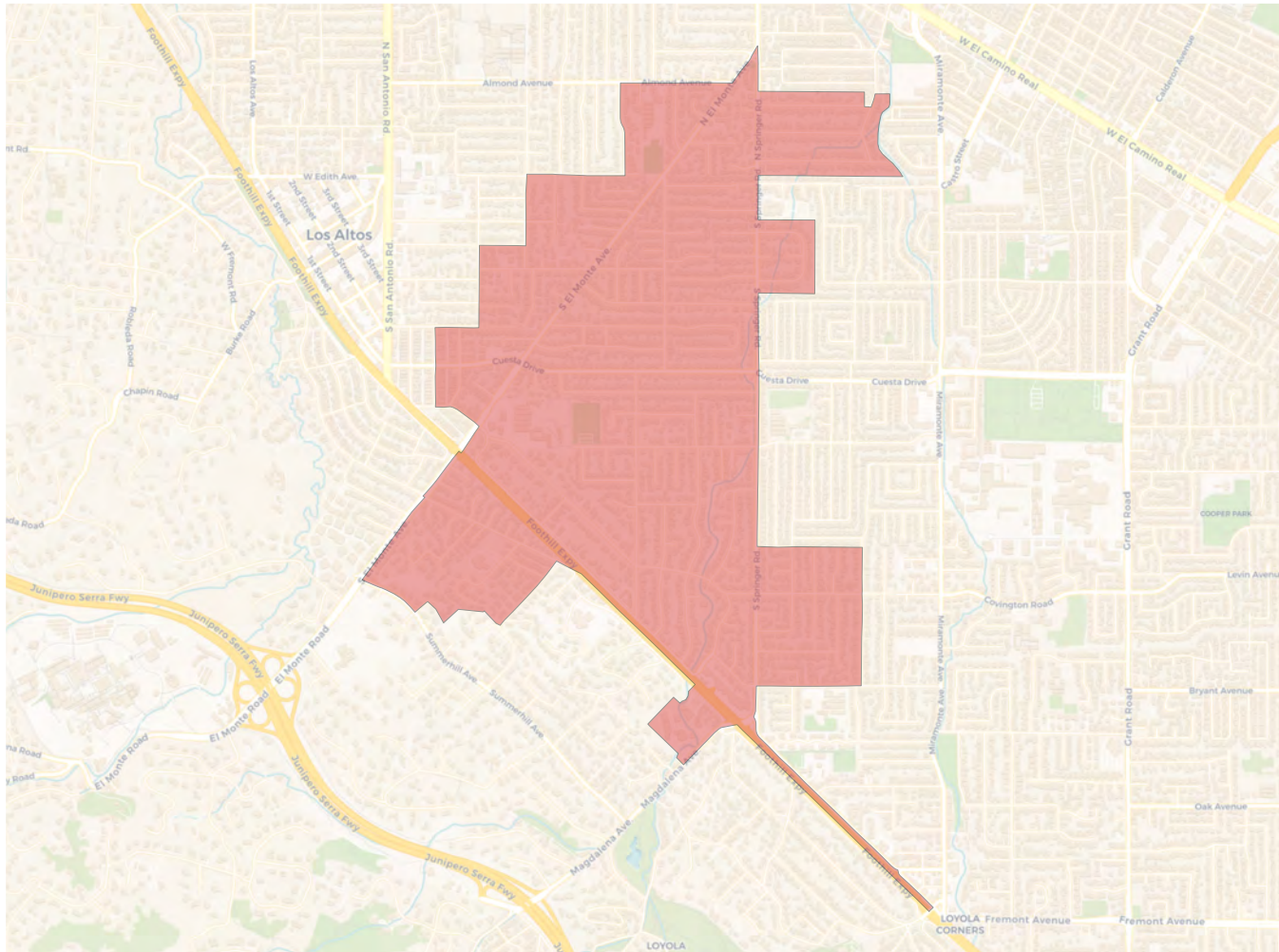
**Citizen Voting Age Population**



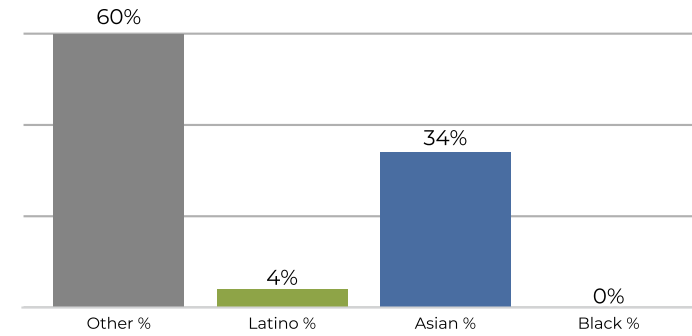
Population	Deviation	Deviation %	Other	Other %	Latino	Latino %	Asian	Asian %	Black	Black %
6,258	-20	-0.3%	3,456	55.2%	271	4.3%	2,495	39.9%	36	0.6%
<b>Total CVAP</b>	<b>Other CVAP</b>	<b>Other CVAP %</b>	<b>Latino CVAP</b>	<b>Latino CVAP %</b>	<b>Asian CVAP</b>	<b>Asian CVAP %</b>	<b>Black CVAP</b>	<b>Black CVAP %</b>		
3,725	2,395	64.3%	140	3.8%	1,170	31.4%	20	0.5%		



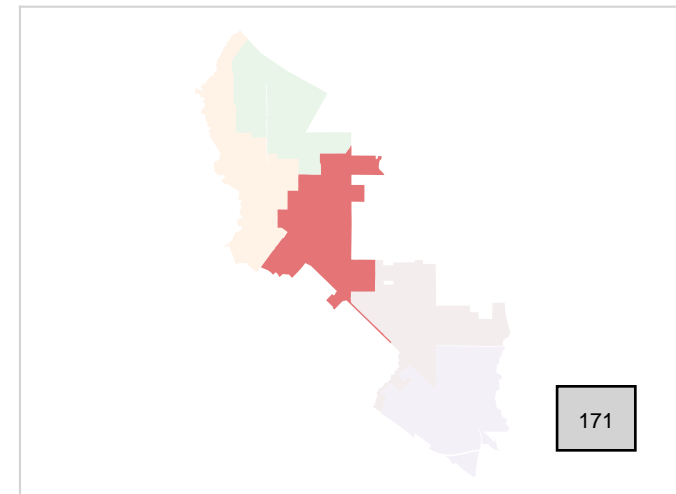
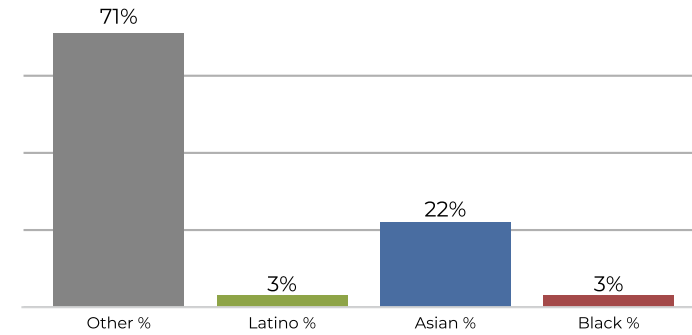
**District 3**



**2020 Census**

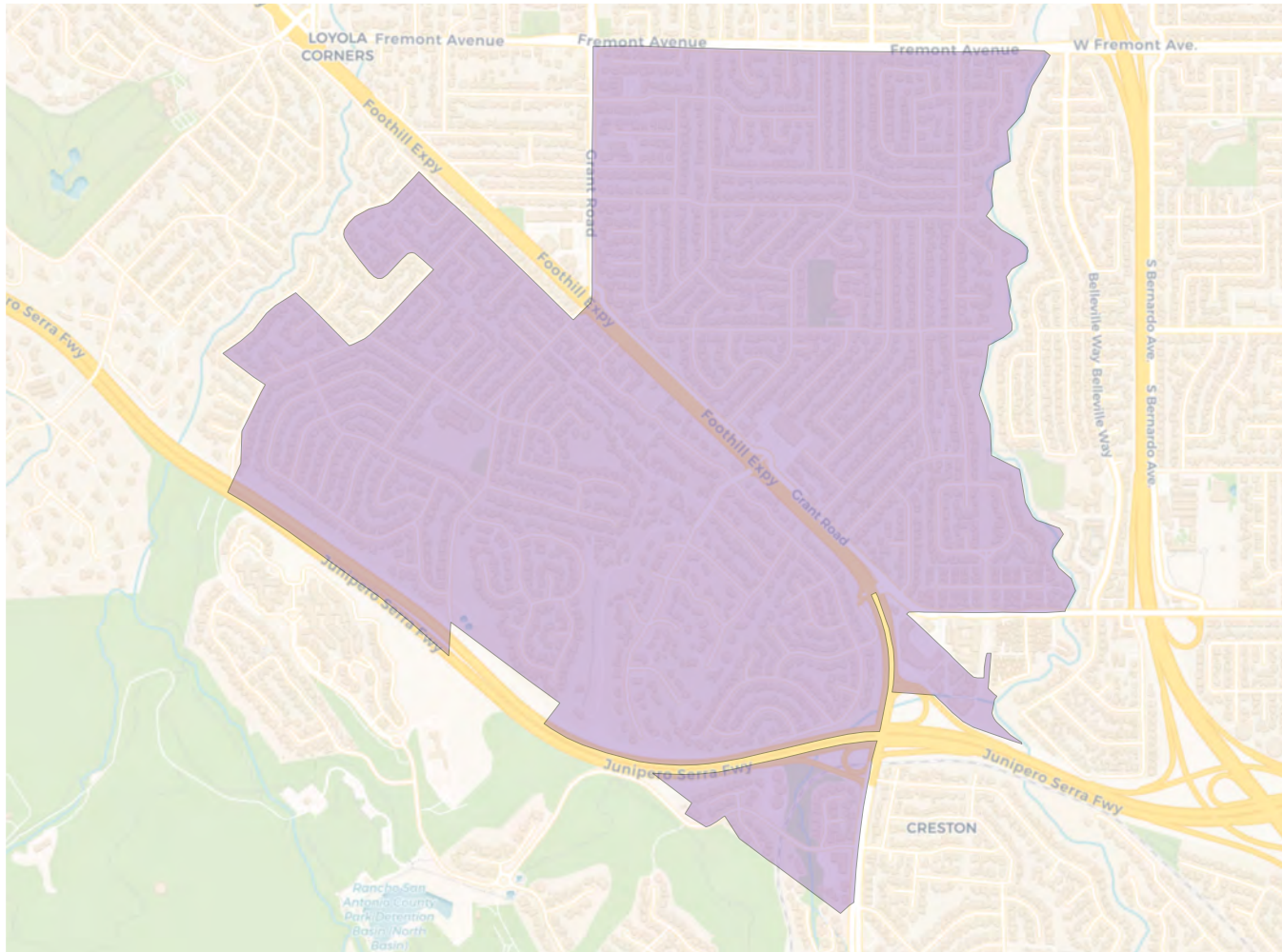


**Citizen Voting Age Population**

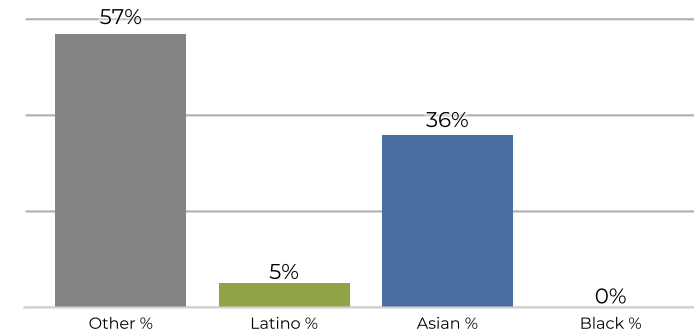


Population	Deviation	Deviation %	Other	Other %	Latino	Latino %	Asian	Asian %	Black	Black %
6,399	121	1.9%	3,888	60.8%	260	4.1%	2,224	34.8%	27	0.4%
<b>Total CVAP</b>	<b>Other CVAP</b>	<b>Other CVAP %</b>	<b>Latino CVAP</b>	<b>Latino CVAP %</b>	<b>Asian CVAP</b>	<b>Asian CVAP %</b>	<b>Black CVAP</b>	<b>Black CVAP %</b>		
4,346	3,099	71.3%	152	3.5%	958	22.0%	137	3.2%		

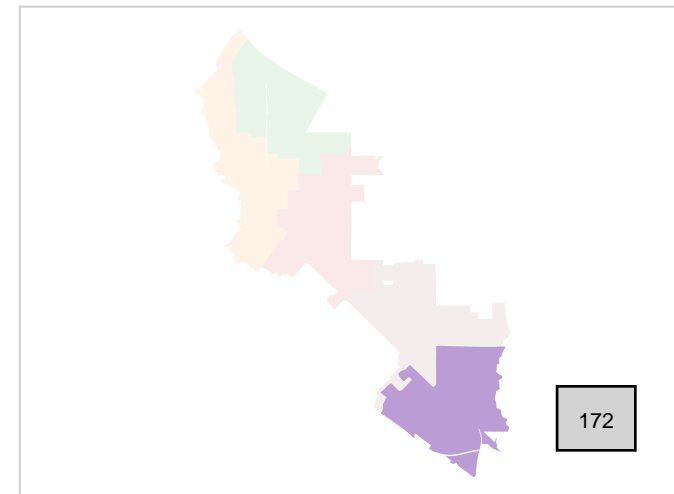
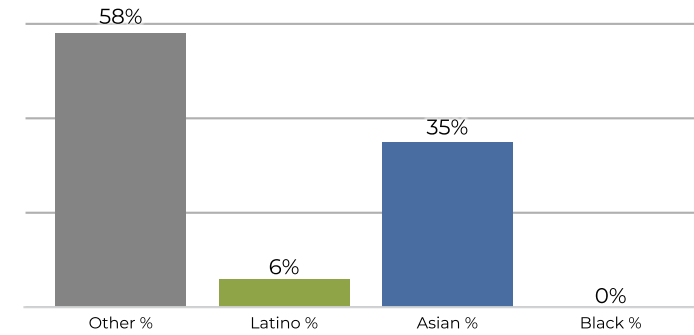
**District 4**



**2020 Census**



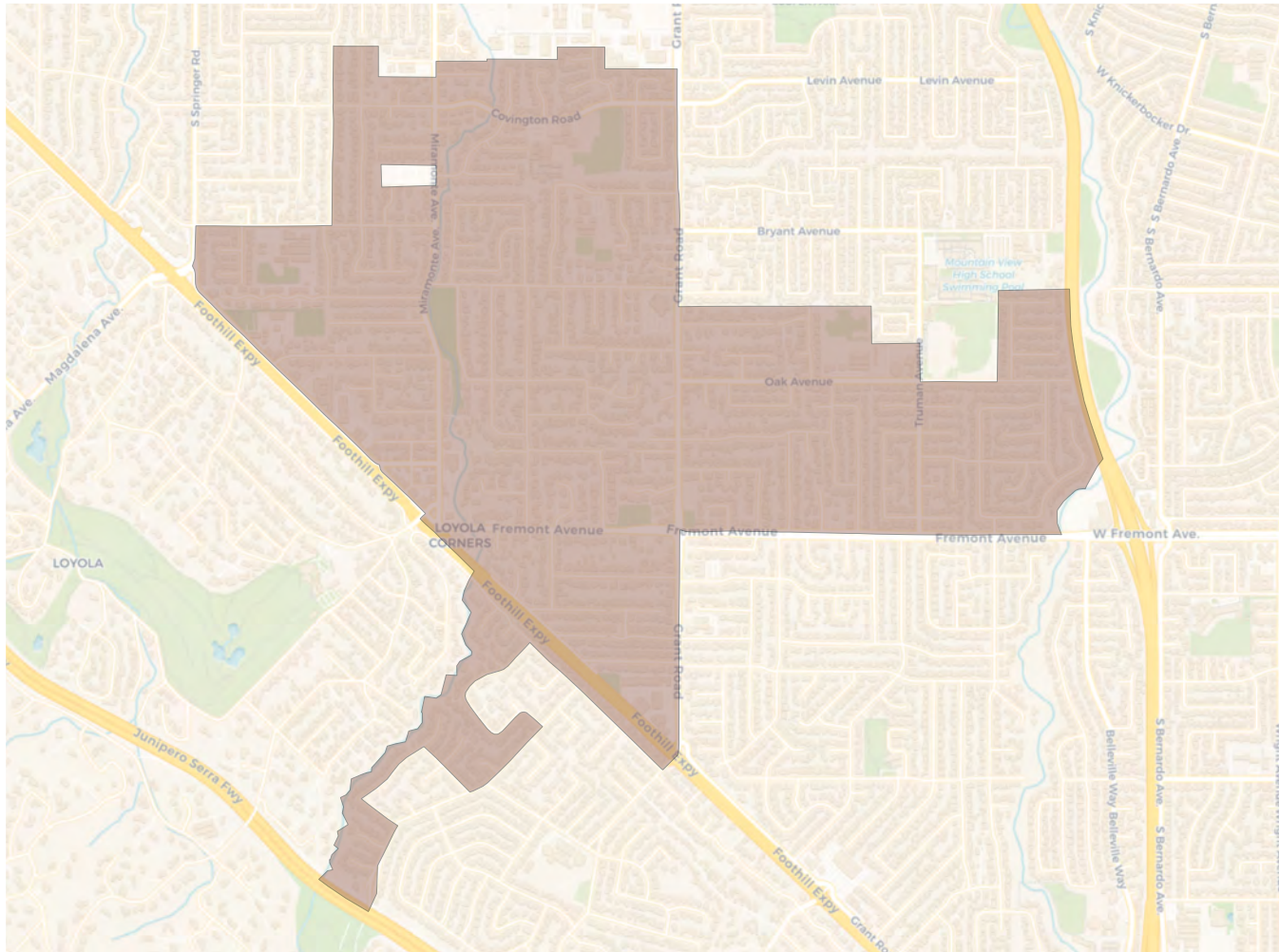
**Citizen Voting Age Population**



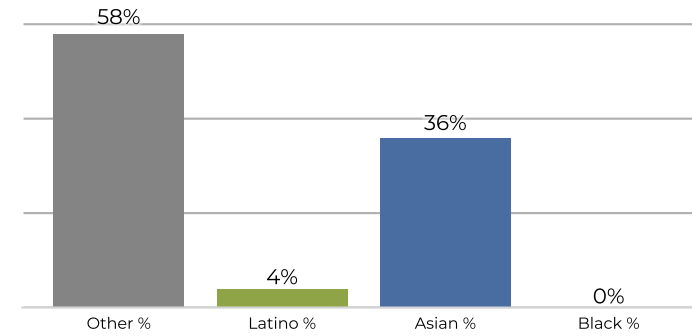
Population	Deviation	Deviation %	Other	Other %	Latino	Latino %	Asian	Asian %	Black	Black %
6,358	80	1.3%	3,652	57.4%	343	5.4%	2,326	36.6%	37	0.6%
<b>Total CVAP</b>	<b>Other CVAP</b>	<b>Other CVAP %</b>	<b>Latino CVAP</b>	<b>Latino CVAP %</b>	<b>Asian CVAP</b>	<b>Asian CVAP %</b>	<b>Black CVAP</b>	<b>Black CVAP %</b>		
3,945	2,287	58.0%	249	6.3%	1,386	35.1%	23	0.6%		



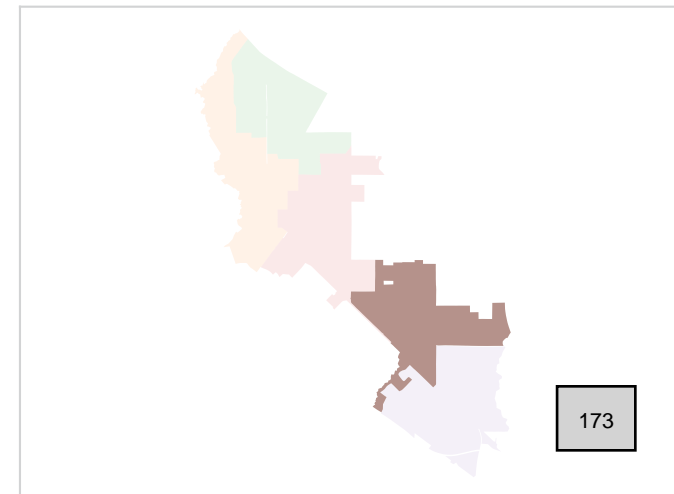
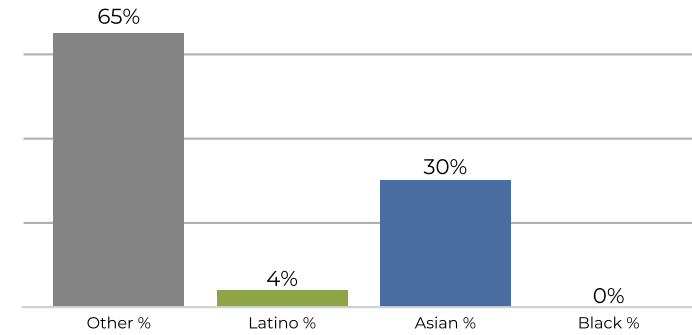
**District 5**



**2020 Census**

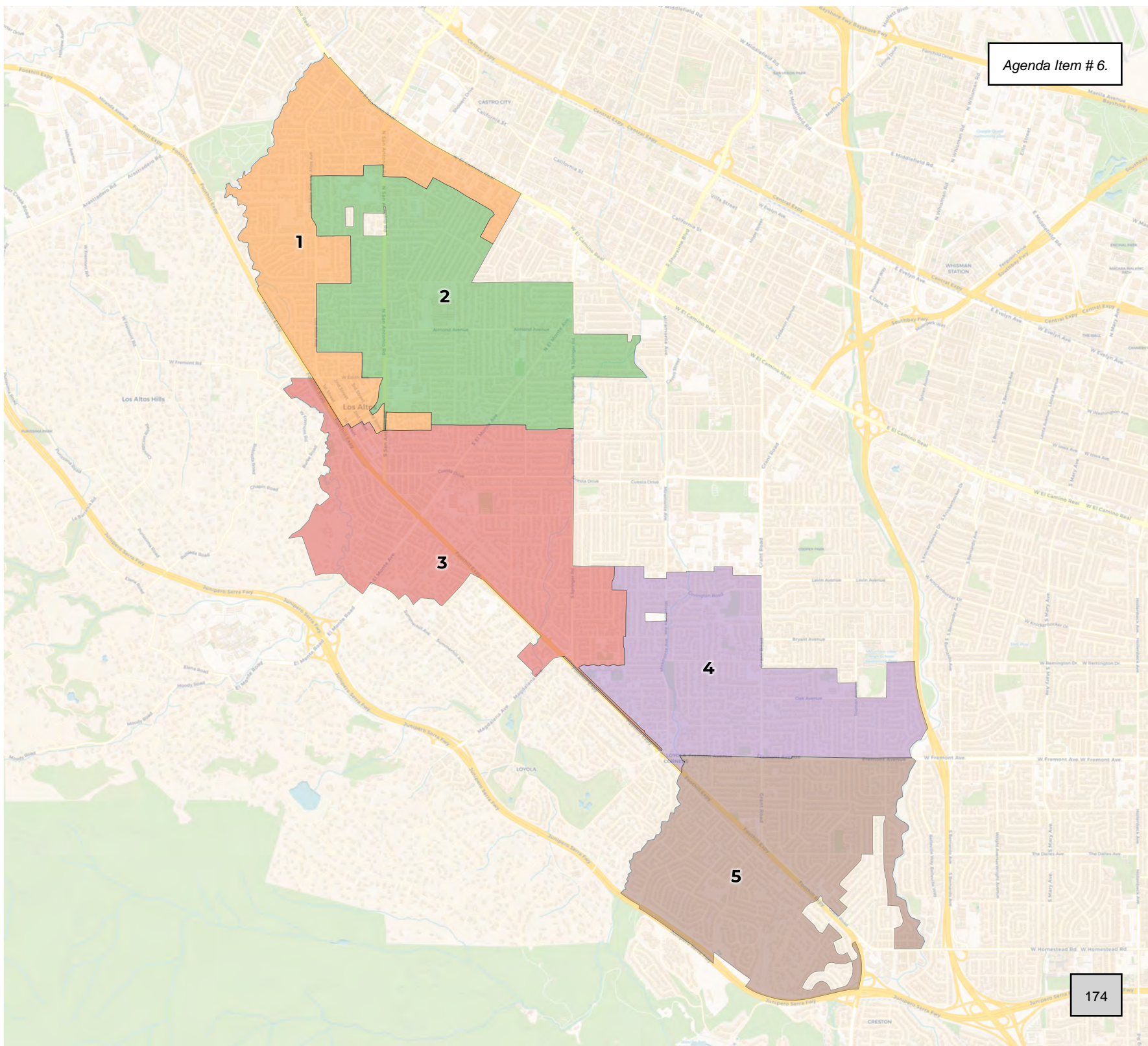


**Citizen Voting Age Population**



Population	Deviation	Deviation %	Other	Other %	Latino	Latino %	Asian	Asian %	Black	Black %
6,249	-29	-0.5%	3,643	58.3%	287	4.6%	2,285	36.6%	34	0.5%
Total CVAP	Other CVAP	Other CVAP %	Latino CVAP	Latino CVAP %	Asian CVAP	Asian CVAP %	Black CVAP	Black CVAP %		
4,608	3,002	65.1%	199	4.3%	1,389	30.1%	18	0.4%		





**2020 Census**

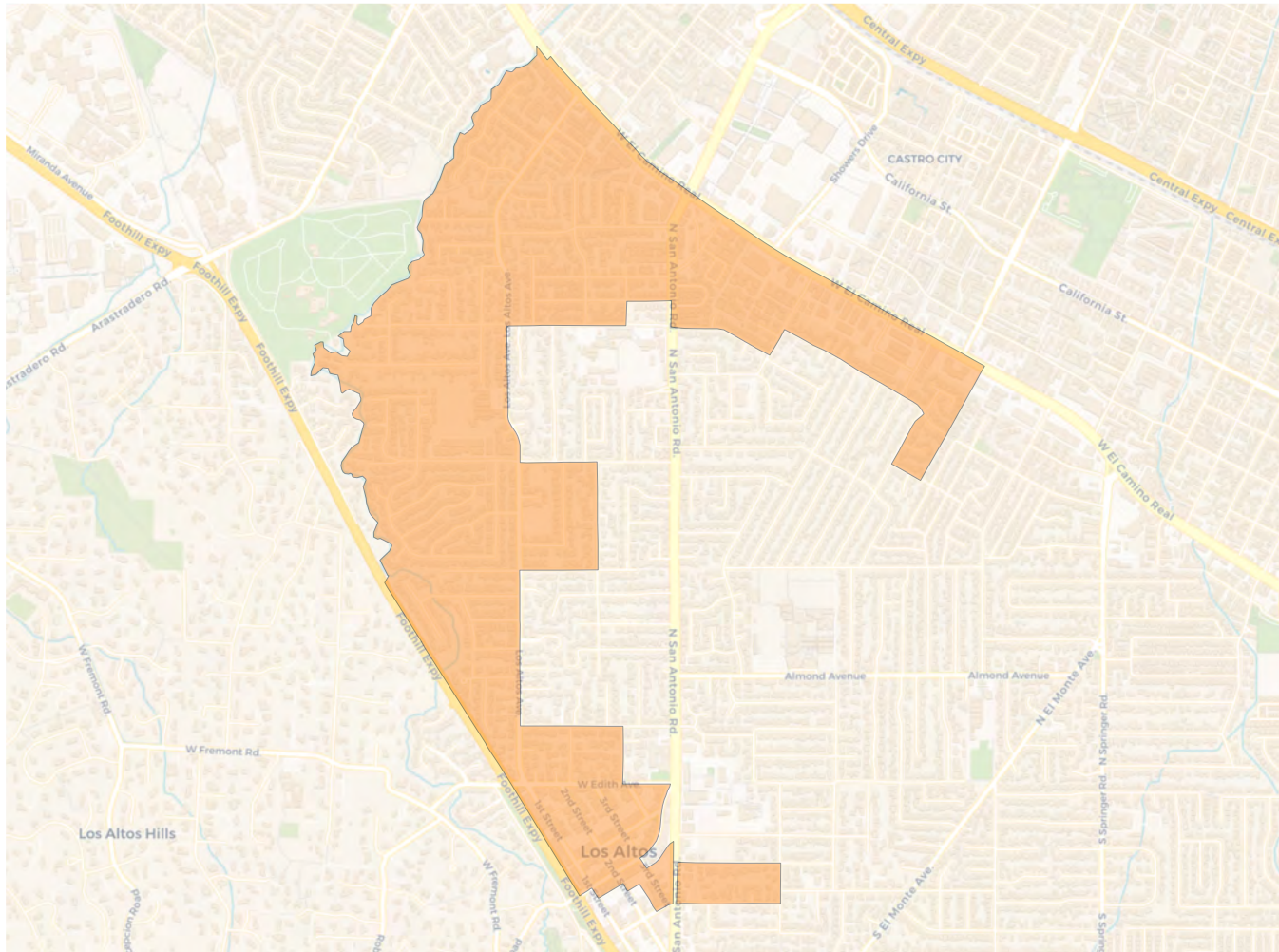
	1	2	3	4	5
Population	5,946	6,201	6,505	5,356	5,759
Deviation	-7	248	552	-597	-194
Deviation %	-0.1%	4.2%	9.3%	-10.0%	-3.3%
Other	3,517	3,750	4,006	3,119	3,443
Other %	59.1%	60.5%	61.6%	58.2%	59.8%
Latino	344	253	285	255	293
Latino %	5.8%	4.1%	4.4%	4.8%	5.1%
Asian	2,028	2,173	2,187	1,952	1,987
Asian %	34.1%	35.0%	33.6%	36.4%	34.5%
Black	57	25	27	30	36
Black %	1.0%	0.4%	0.4%	0.6%	0.6%

**Citizen Voting Age Population (CVAP)**

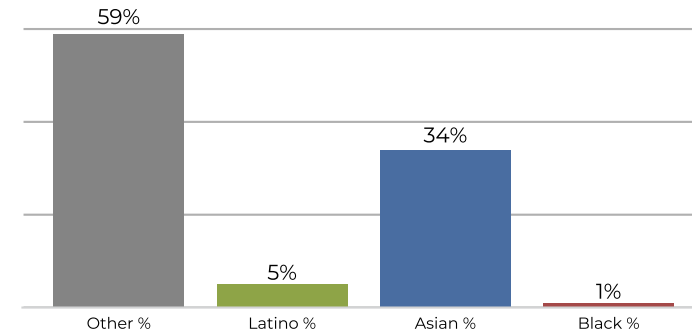
	1	2	3	4	5
Total CVAP	3,020	4,020	4,288	3,962	3,729
Other CVAP	2,162	2,690	3,102	2,620	2,189
Other CVAP %	71.6%	66.9%	72.3%	66.1%	58.7%
Latino CVAP	116	127	152	155	240
Latino CVAP %	3.8%	3.2%	3.5%	3.9%	6.4%
Asian CVAP	732	1,178	903	1,174	1,285
Asian CVAP %	24.2%	29.3%	21.1%	29.6%	34.5%
Black CVAP	10	25	131	13	175
Black CVAP %	0.3%	0.6%	3.1%	0.3%	0.4%



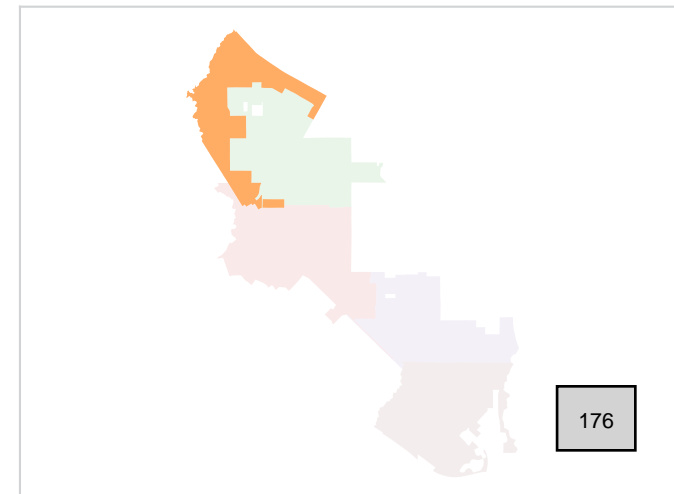
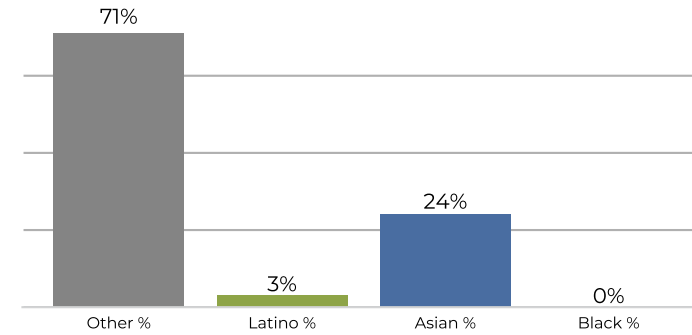
**District 1**



**2020 Census**



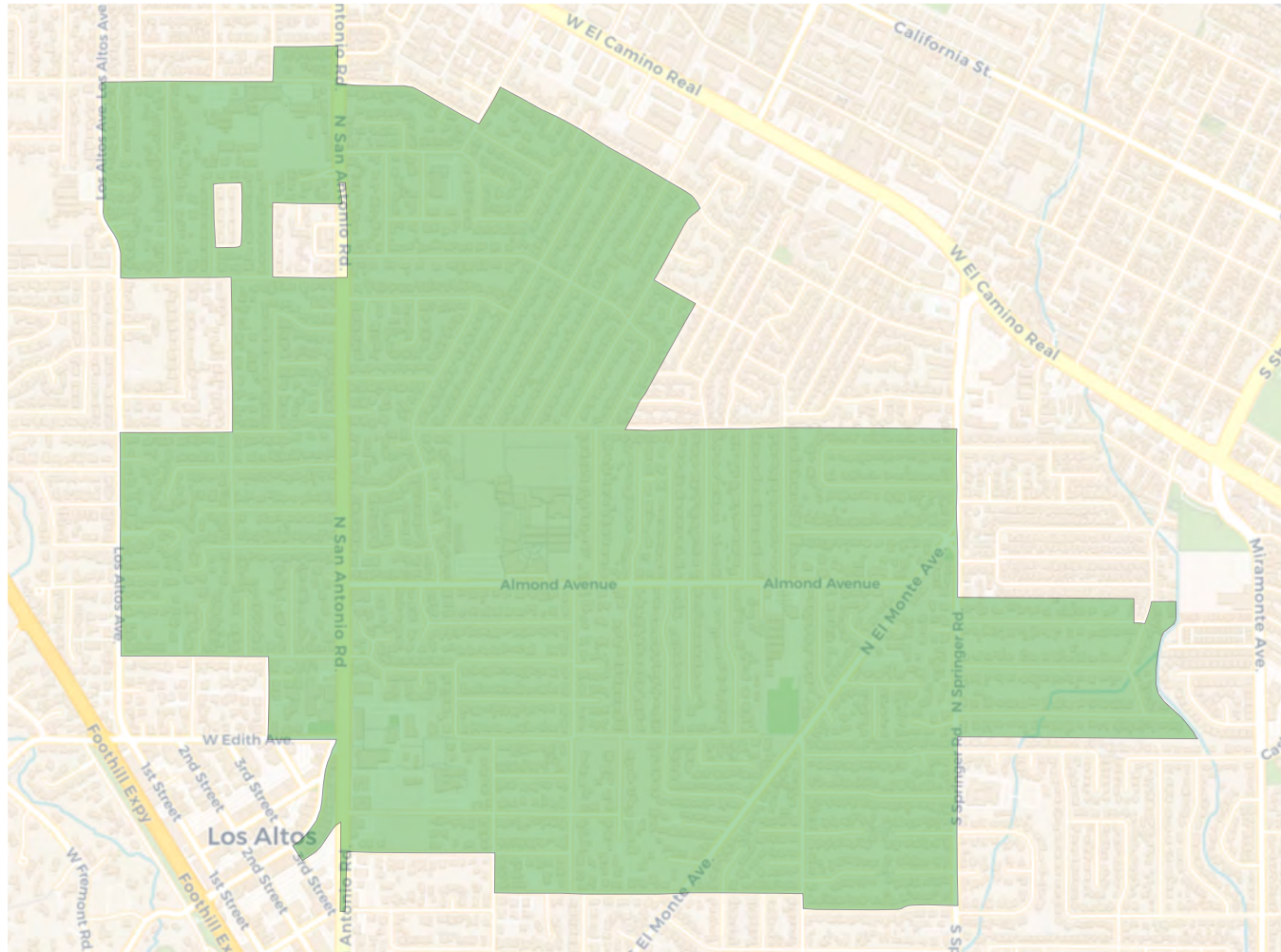
**Citizen Voting Age Population**



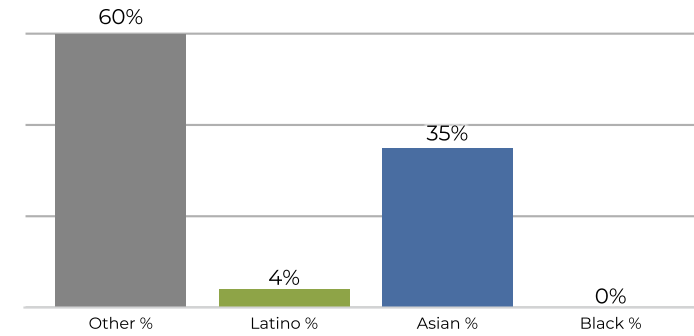
Population	Deviation	Deviation %	Other	Other %	Latino	Latino %	Asian	Asian %	Black	Black %
5,946	-7	-0.1%	3,517	59.1%	344	5.8%	2,028	34.1%	57	1.0%
Total CVAP	Other CVAP	Other CVAP %	Latino CVAP	Latino CVAP %	Asian CVAP	Asian CVAP %	Black CVAP	Black CVAP %		
3,020	2,162	71.6%	116	3.8%	732	24.2%	10	0.3%		



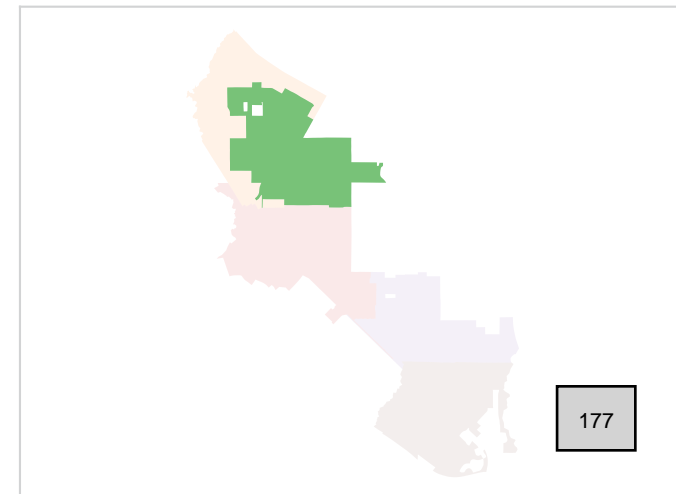
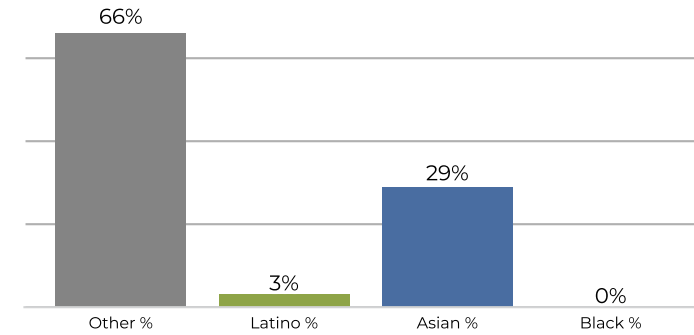
**District 2**



**2020 Census**

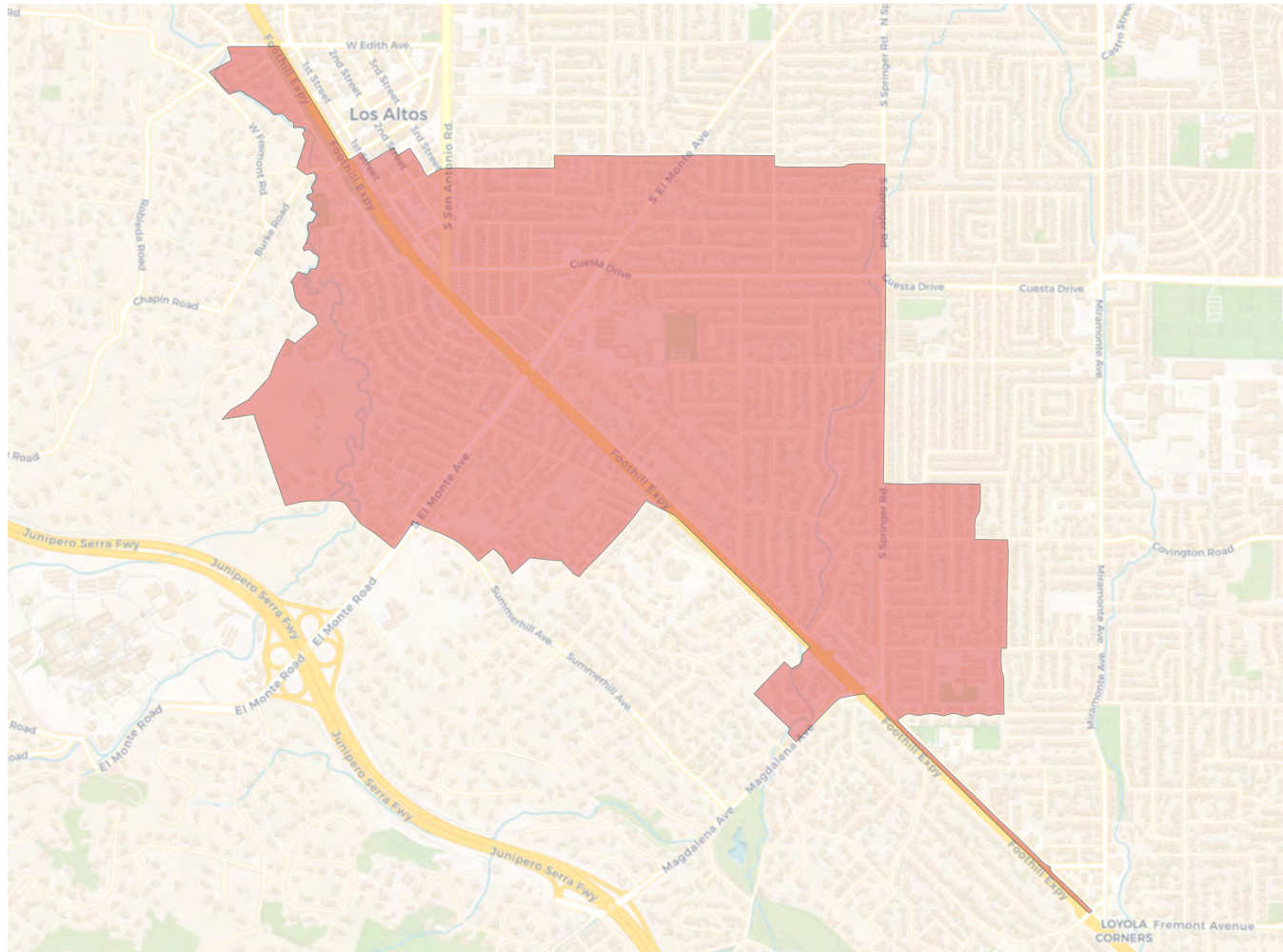


**Citizen Voting Age Population**

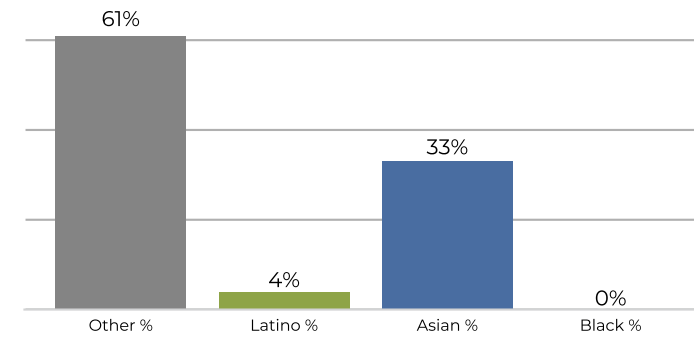


Population	Deviation	Deviation %	Other	Other %	Latino	Latino %	Asian	Asian %	Black	Black %
6,201	248	4.2%	3,750	60.5%	253	4.1%	2,173	35.0%	25	0.4%
Total CVAP	Other CVAP	Other CVAP %	Latino CVAP	Latino CVAP %	Asian CVAP	Asian CVAP %	Black CVAP	Black CVAP %		
4,020	2,690	66.9%	127	3.2%	1,178	29.3%	25	0.6%		

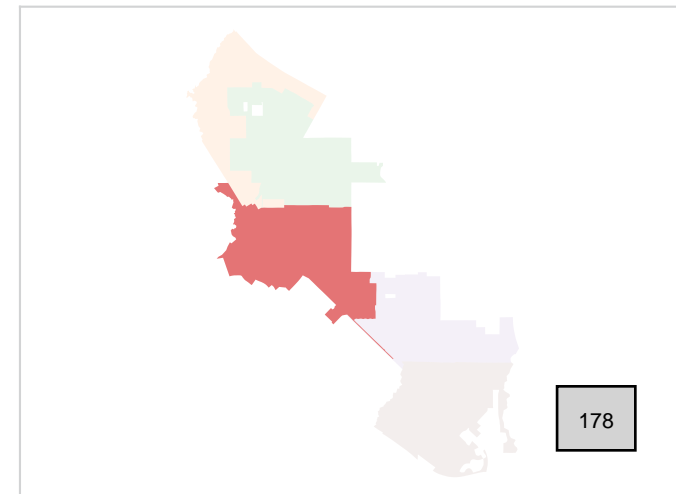
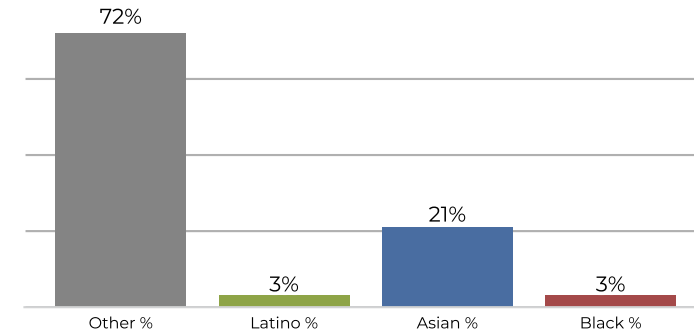
**District 3**



**2020 Census**



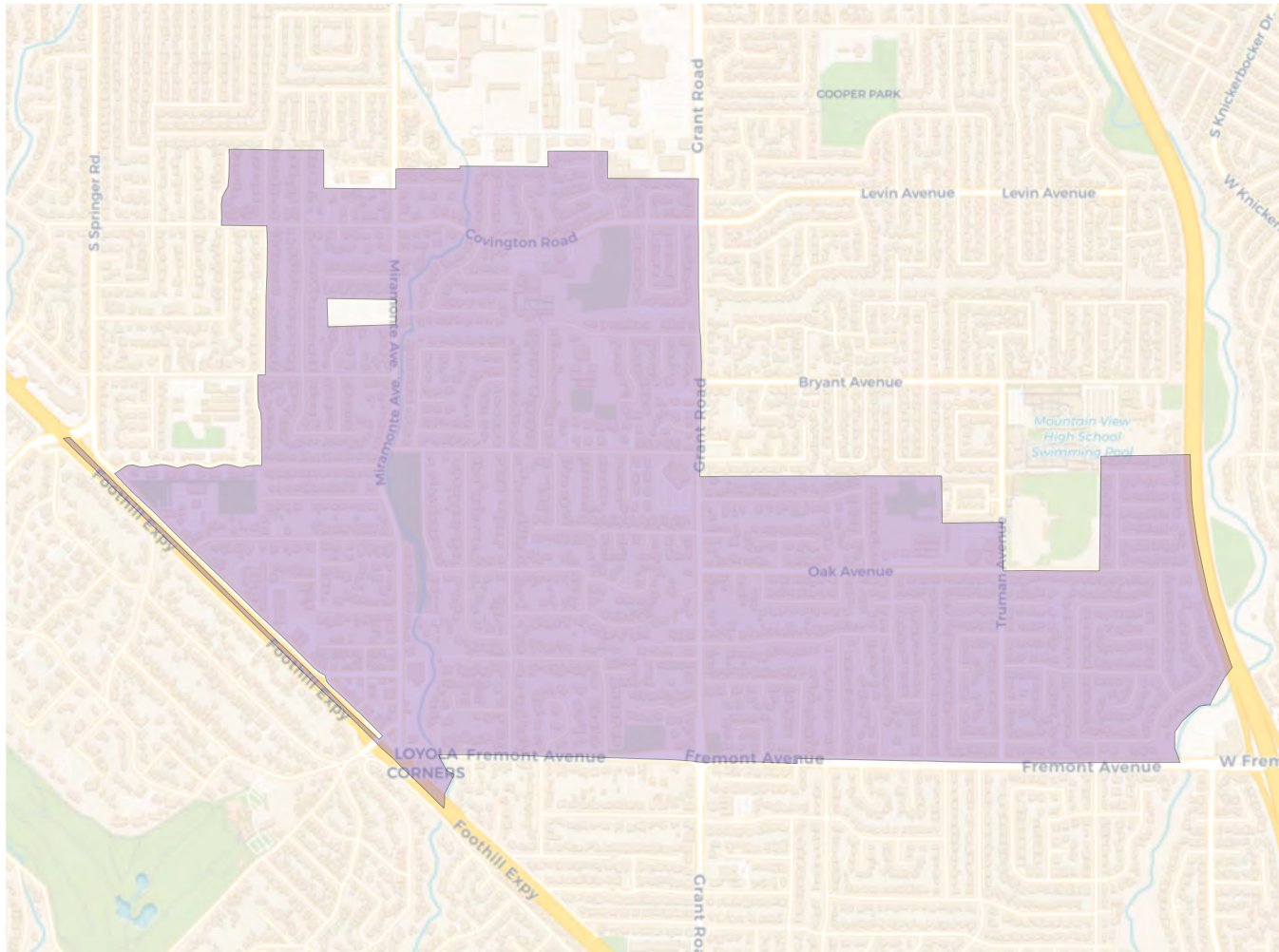
**Citizen Voting Age Population**



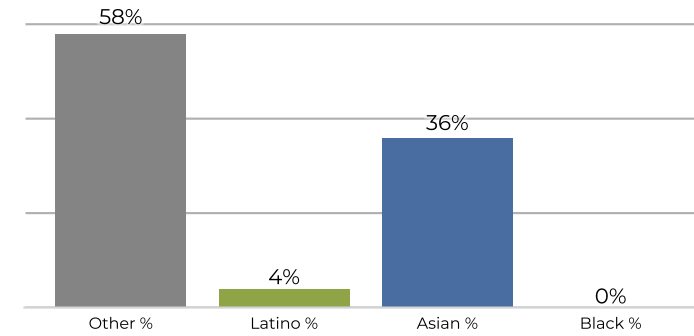
Population	Deviation	Deviation %	Other	Other %	Latino	Latino %	Asian	Asian %	Black	Black %
6,505	552	9.3%	4,006	61.6%	285	4.4%	2,187	33.6%	27	0.4%
Total CVAP	Other CVAP	Other CVAP %	Latino CVAP	Latino CVAP %	Asian CVAP	Asian CVAP %	Black CVAP	Black CVAP %		
4,288	3,102	72.3%	152	3.5%	903	21.1%	131	3.1%		



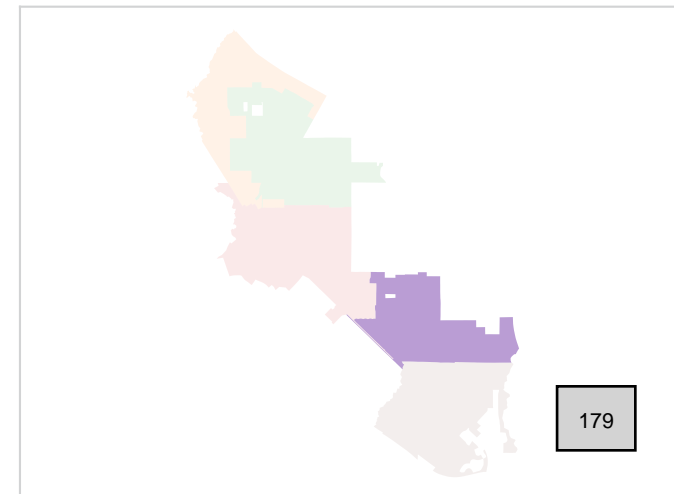
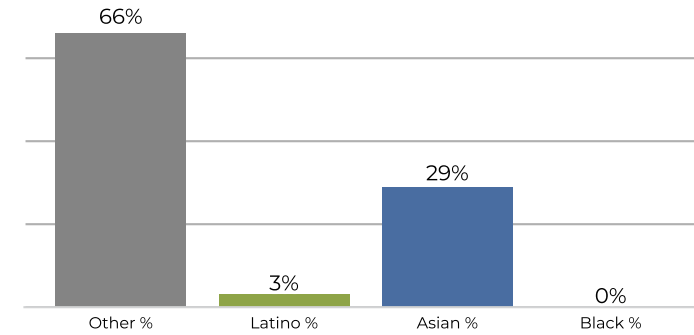
**District 4**



**2020 Census**



**Citizen Voting Age Population**

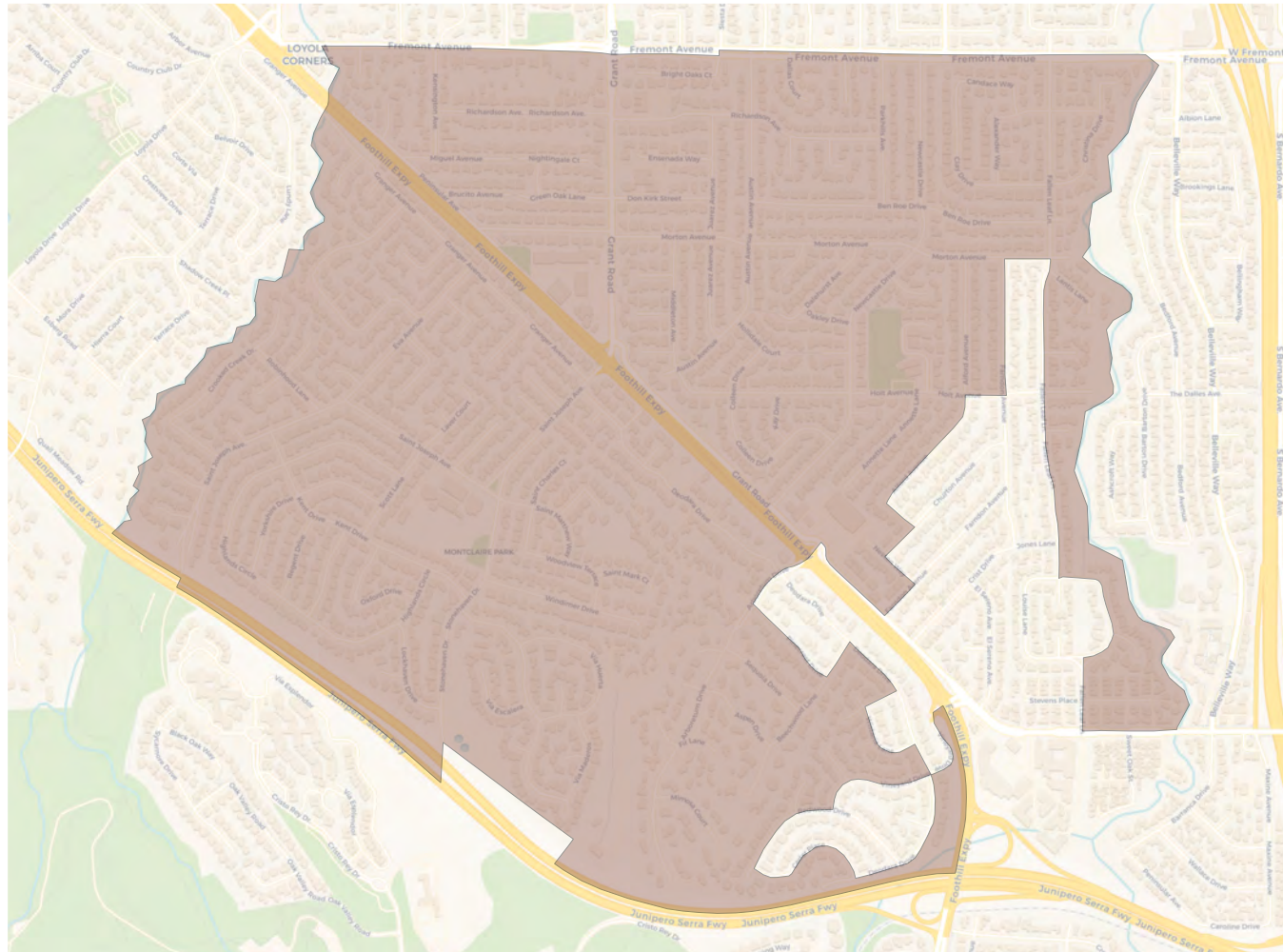


179

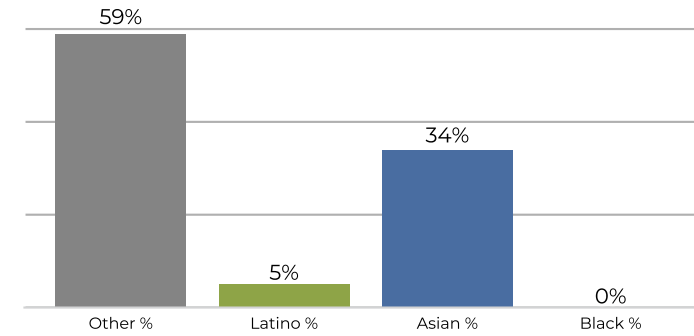
Population	Deviation	Deviation %	Other	Other %	Latino	Latino %	Asian	Asian %	Black	Black %
5,356	-597	-10.0%	3,119	58.2%	255	4.8%	1,952	36.4%	30	0.6%
Total CVAP	Other CVAP	Other CVAP %	Latino CVAP	Latino CVAP %	Asian CVAP	Asian CVAP %	Black CVAP	Black CVAP %		
3,962	2,620	66.1%	155	3.9%	1,174	29.6%	13	0.3%		



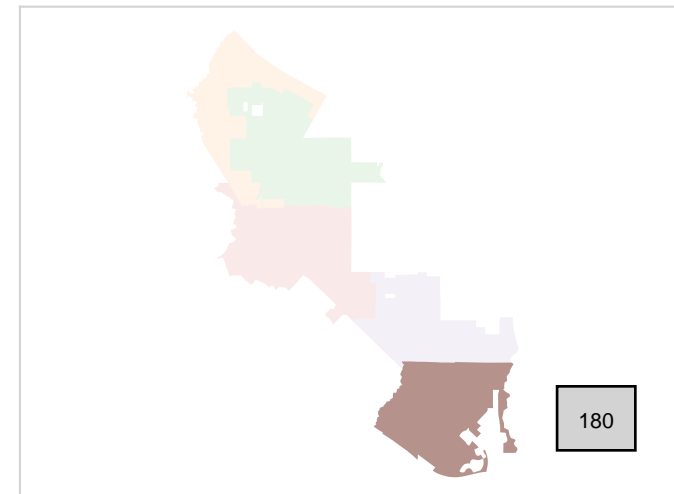
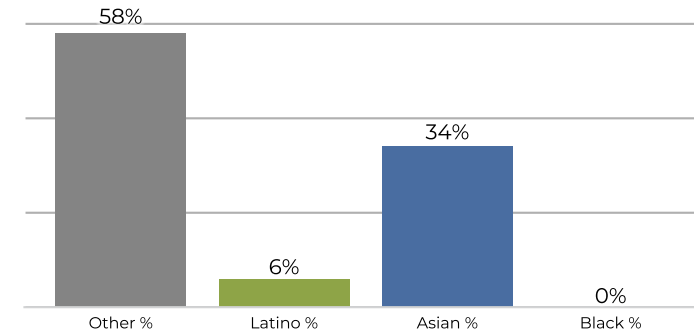
**District 5**



**2020 Census**



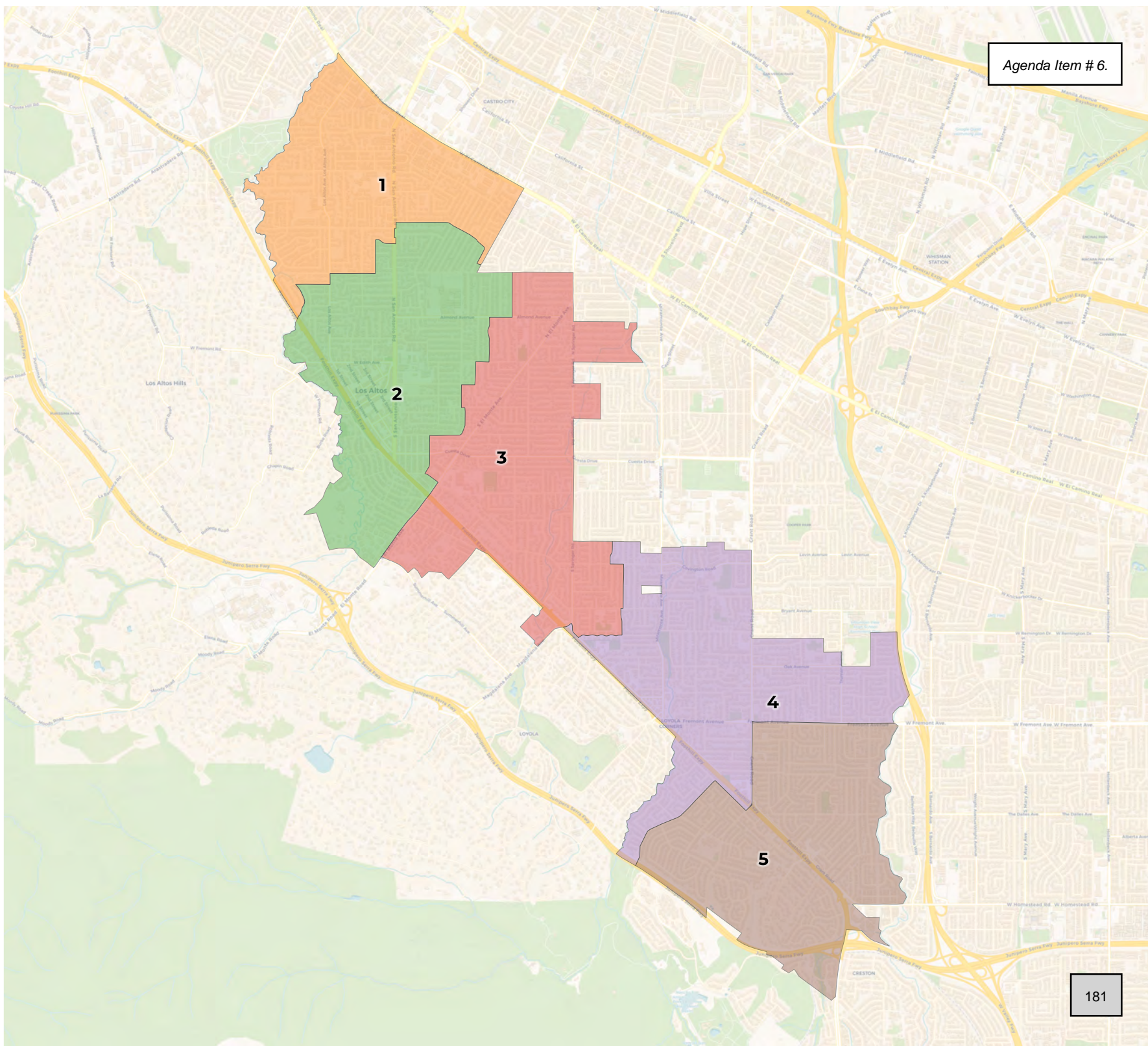
**Citizen Voting Age Population**



180

Population	Deviation	Deviation %	Other	Other %	Latino	Latino %	Asian	Asian %	Black	Black %
5,759	-194	-3.3%	3,443	59.8%	293	5.1%	1,987	34.5%	36	0.6%
Total CVAP	Other CVAP	Other CVAP %	Latino CVAP	Latino CVAP %	Asian CVAP	Asian CVAP %	Black CVAP	Black CVAP %		
3,729	2,189	58.7%	240	6.4%	1,285	34.5%	15	0.4%		





**2020 Census**

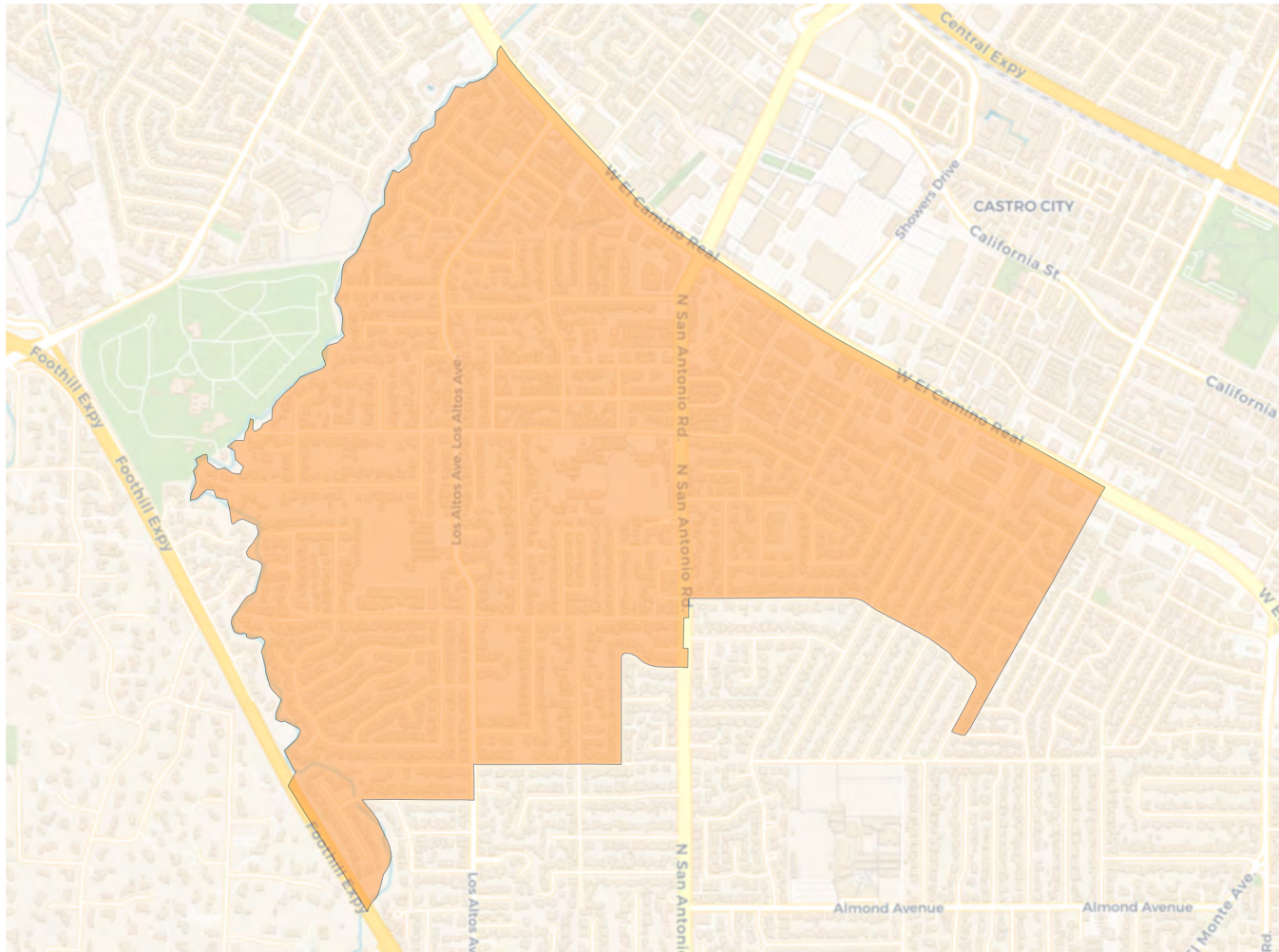
	1	2	3	4	5
Population	6,315	6,256	6,455	6,415	6,223
Deviation	-18	-77	122	82	-110
Deviation %	-0.3%	-1.2%	1.9%	1.3%	-1.7%
Other	3,673	3,902	3,917	3,744	3,546
Other %	58.2%	62.4%	60.7%	58.4%	57.0%
Latino	351	316	241	307	338
Latino %	5.6%	5.1%	3.7%	4.8%	5.4%
Asian	2,236	2,014	2,264	2,330	2,301
Asian %	35.4%	32.2%	35.1%	36.3%	37.0%
Black	55	24	33	34	38
Black %	0.9%	0.4%	0.5%	0.5%	0.6%

**Citizen Voting Age Population (CVAP)**

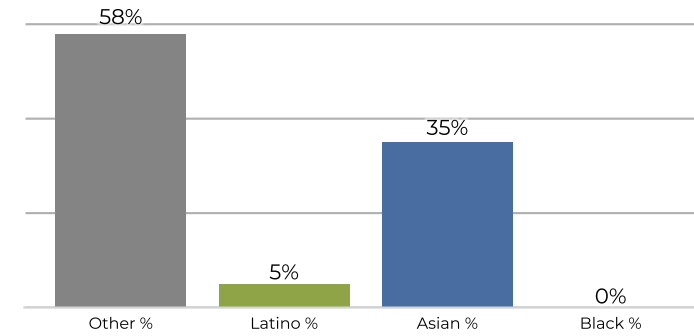
	1	2	3	4	5
Total CVAP	3,626	3,546	4,372	4,710	3,827
Other CVAP	2,510	2,514	3,094	3,059	2,247
Other CVAP %	69.2%	70.9%	70.8%	64.9%	58.7%
Latino CVAP	175	74	147	199	243
Latino CVAP %	4.8%	2.1%	3.4%	4.2%	6.3%
Asian CVAP	917	954	993	1,436	1,314
Asian CVAP %	25.3%	26.9%	22.7%	30.5%	34.3%
Black CVAP	24	4	138	16	182
Black CVAP %	0.7%	0.1%	3.2%	0.3%	0.6%



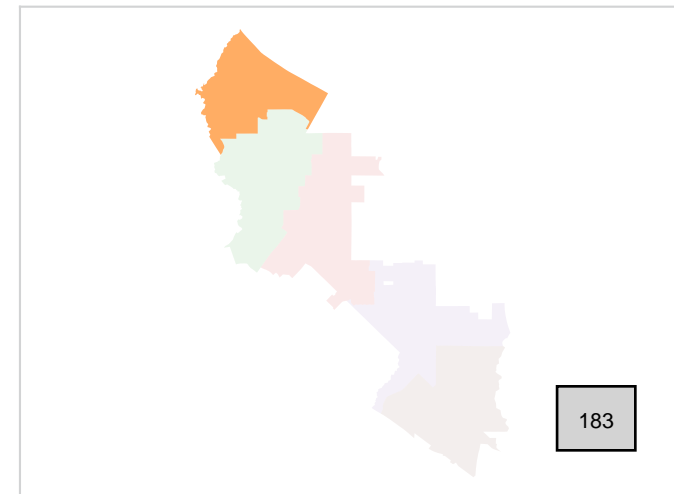
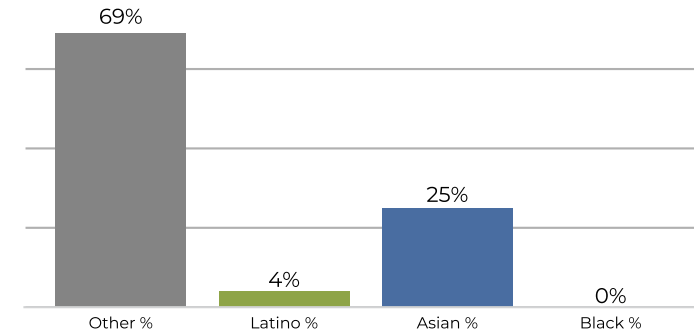
**District 1**



**2020 Census**



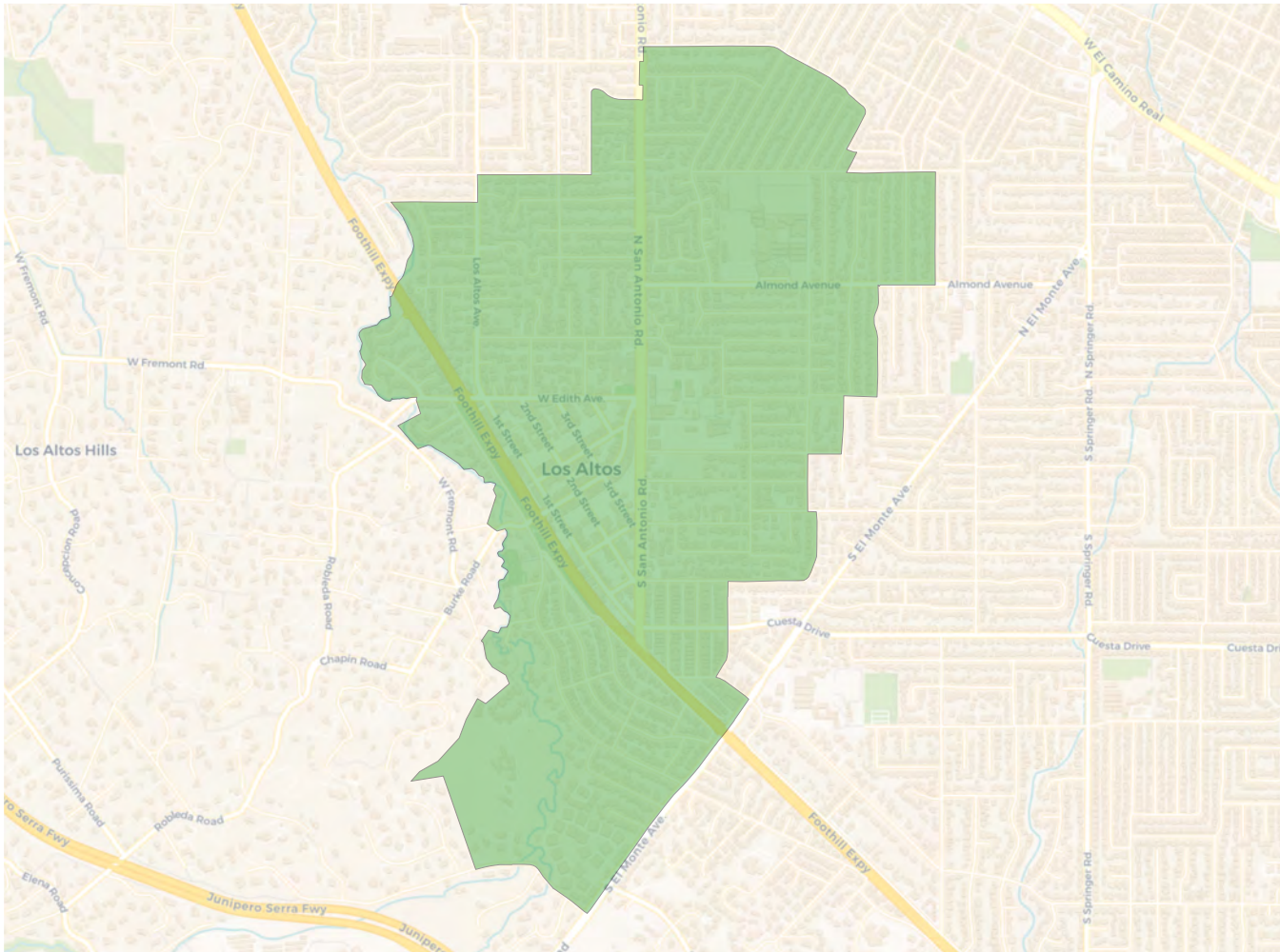
**Citizen Voting Age Population**



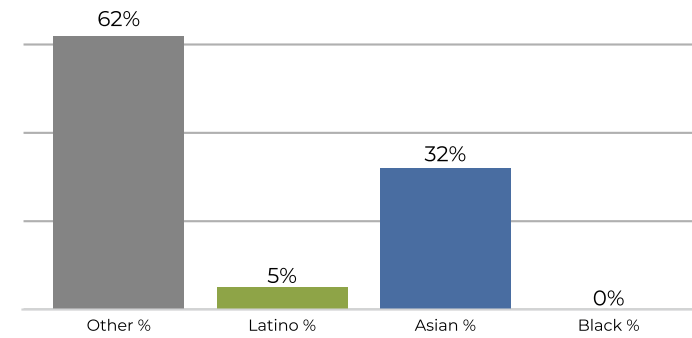
183

Population	Deviation	Deviation %	Other	Other %	Latino	Latino %	Asian	Asian %	Black	Black %
6,315	-18	-0.3%	3,673	58.2%	351	5.6%	2,236	35.4%	55	0.9%
Total CVAP	Other CVAP	Other CVAP %	Latino CVAP	Latino CVAP %	Asian CVAP	Asian CVAP %	Black CVAP	Black CVAP %		
3,626	2,510	69.2%	175	4.8%	917	25.3%	24	0.7%		

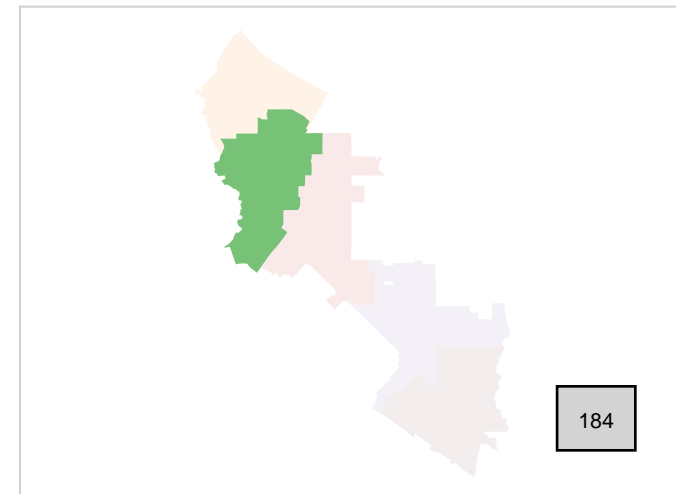
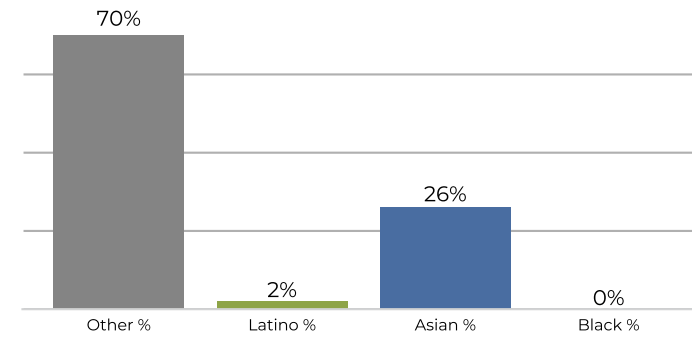
**District 2**



**2020 Census**



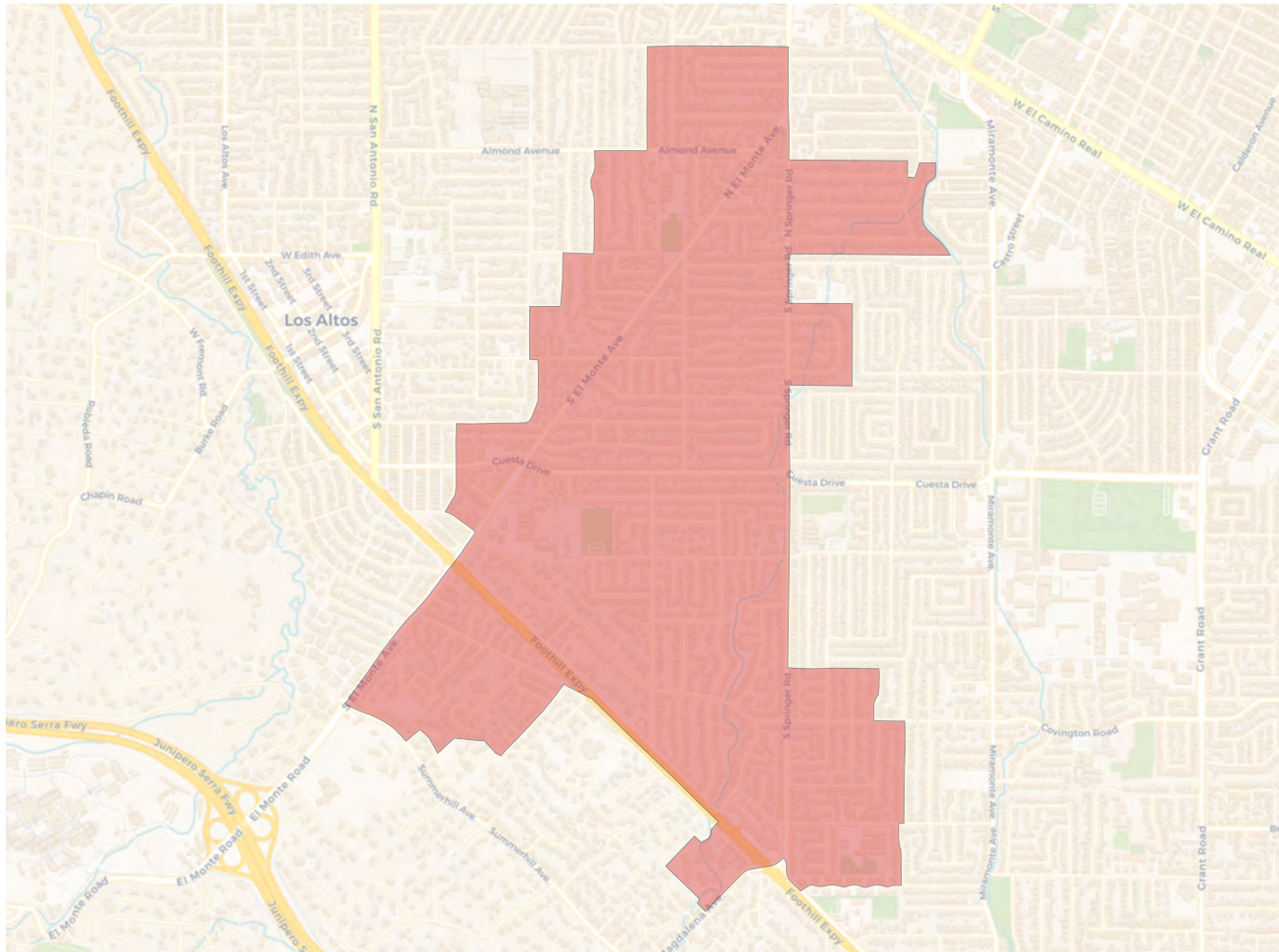
**Citizen Voting Age Population**



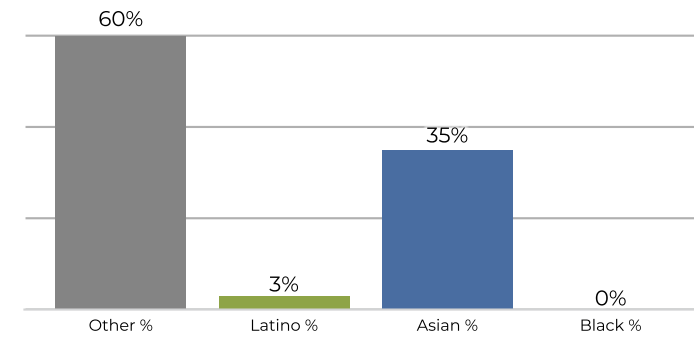
Population	Deviation	Deviation %	Other	Other %	Latino	Latino %	Asian	Asian %	Black	Black %
6,256	-77	-1.2%	3,902	62.4%	316	5.1%	2,014	32.2%	24	0.4%
Total CVAP	Other CVAP	Other CVAP %	Latino CVAP	Latino CVAP %	Asian CVAP	Asian CVAP %	Black CVAP	Black CVAP %		
3,546	2,514	70.9%	74	2.1%	954	26.9%	4	0.1%		



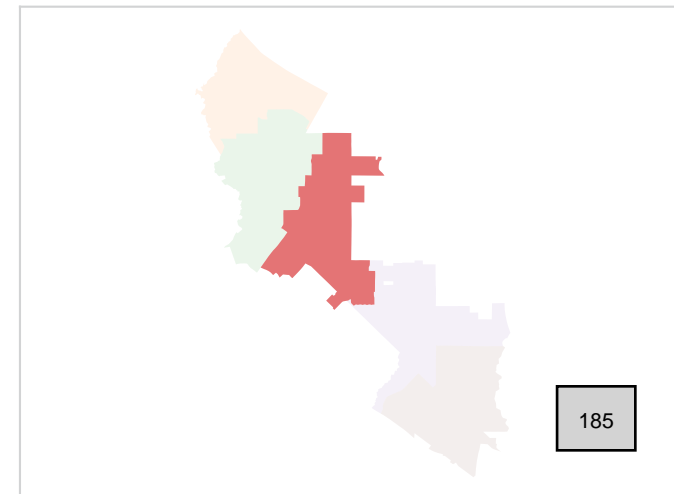
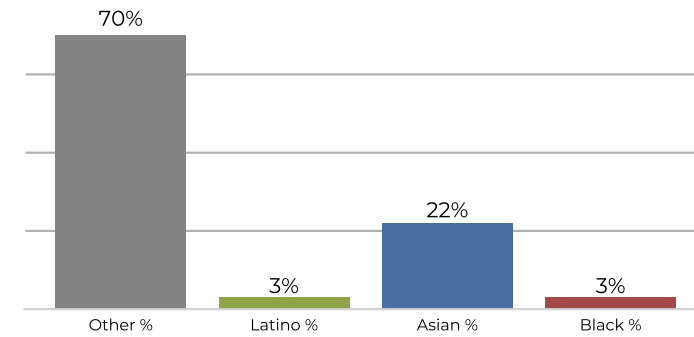
**District 3**



**2020 Census**

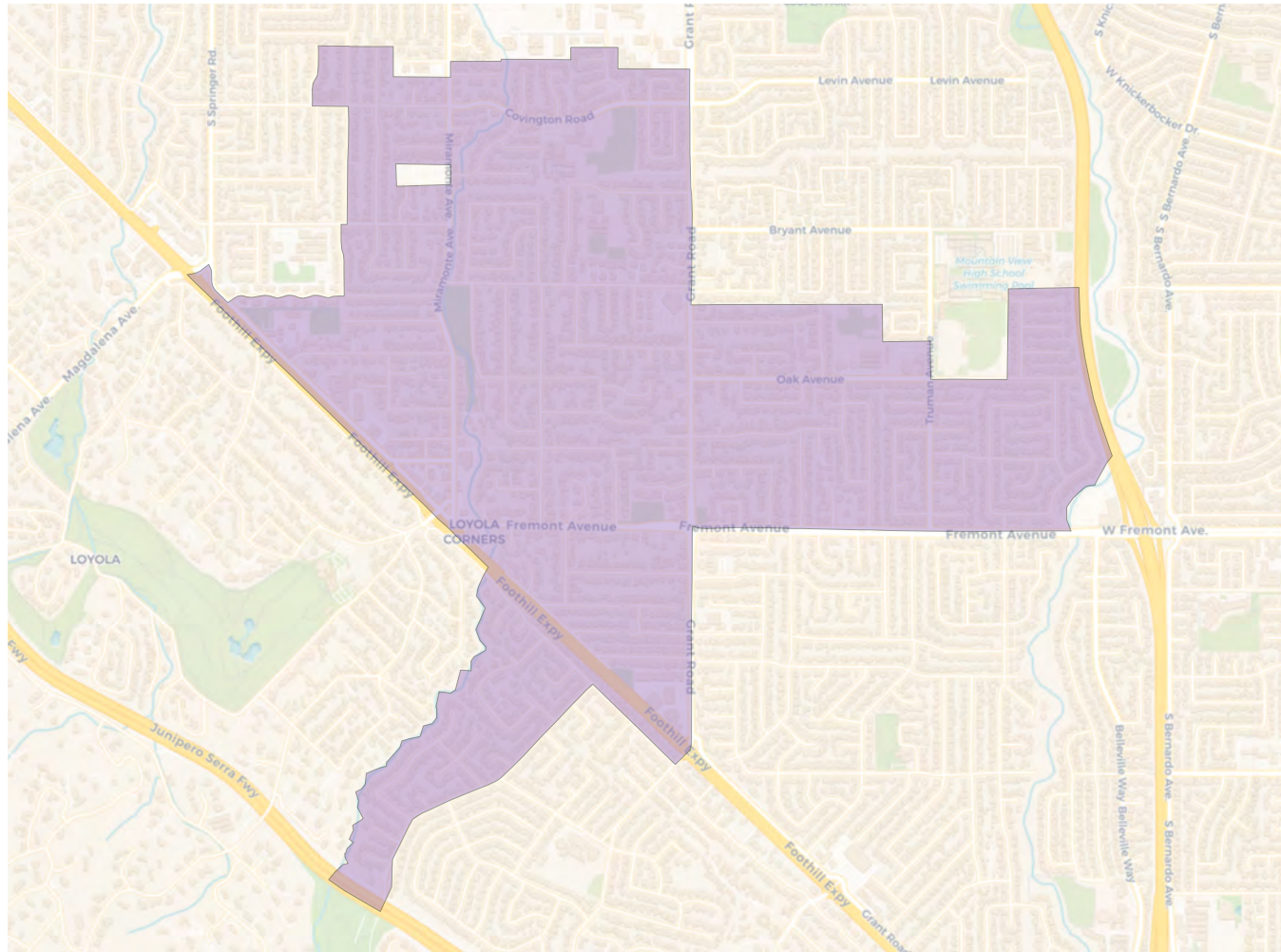
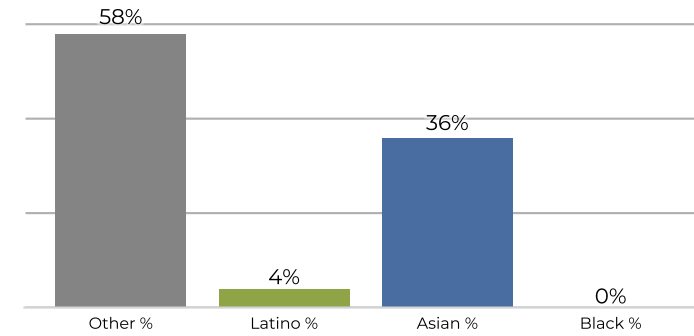
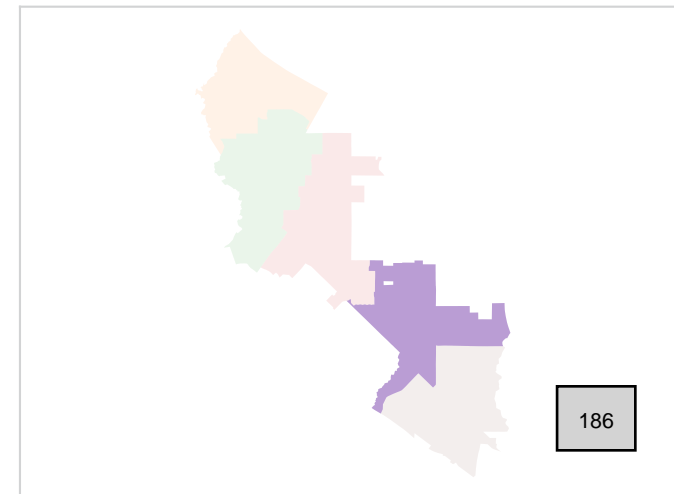
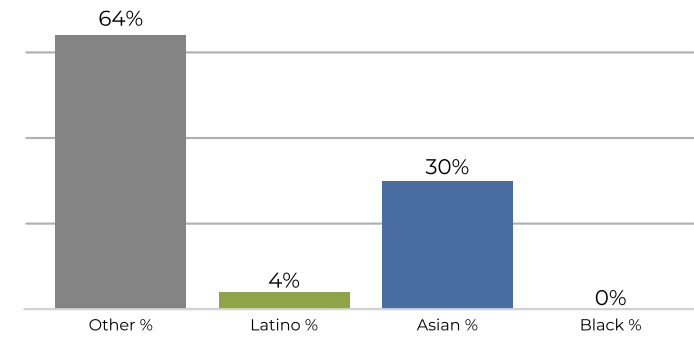


**Citizen Voting Age Population**



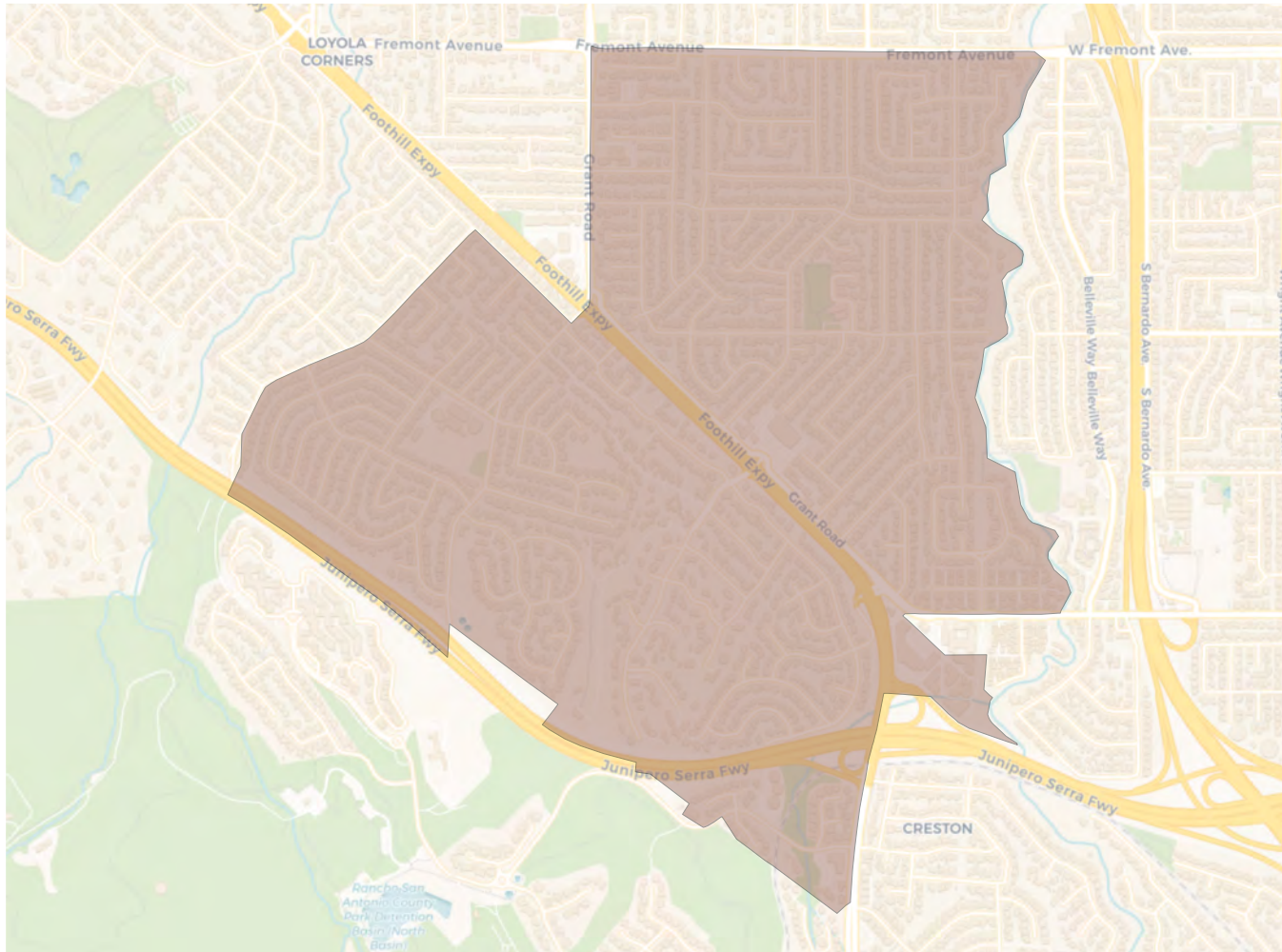
Population	Deviation	Deviation %	Other	Other %	Latino	Latino %	Asian	Asian %	Black	Black %
6,455	122	1.9%	3,917	60.7%	241	3.7%	2,264	35.1%	33	0.5%
Total CVAP	Other CVAP	Other CVAP %	Latino CVAP	Latino CVAP %	Asian CVAP	Asian CVAP %	Black CVAP	Black CVAP %		
4,372	3,094	70.8%	147	3.4%	993	22.7%	138	3.2%		



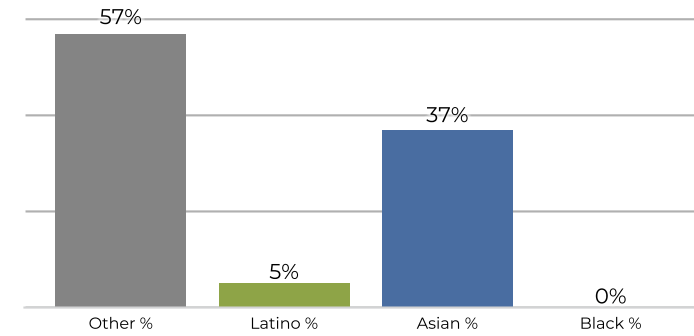
**District 4**

**2020 Census**

**Citizen Voting Age Population**


Population	Deviation	Deviation %	Other	Other %	Latino	Latino %	Asian	Asian %	Black	Black %
6,415	82	1.3%	3,744	58.4%	307	4.8%	2,330	36.3%	34	0.5%
Total CVAP	Other CVAP	Other CVAP %	Latino CVAP	Latino CVAP %	Asian CVAP	Asian CVAP %	Black CVAP	Black CVAP %		
4,710	3,059	64.9%	199	4.2%	1,436	30.5%	16	0.3%		

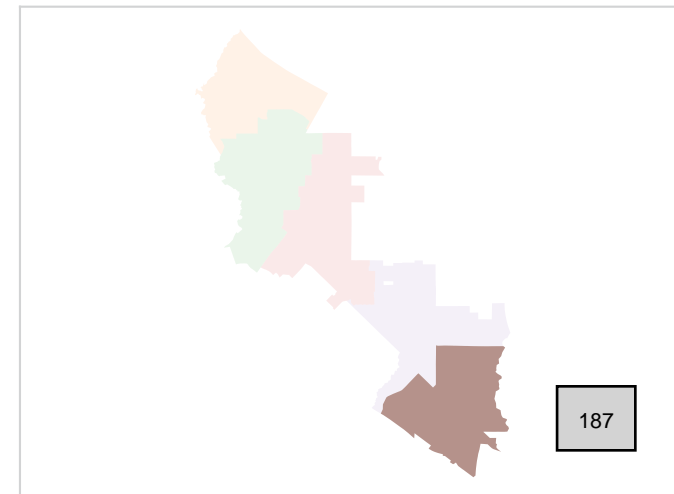
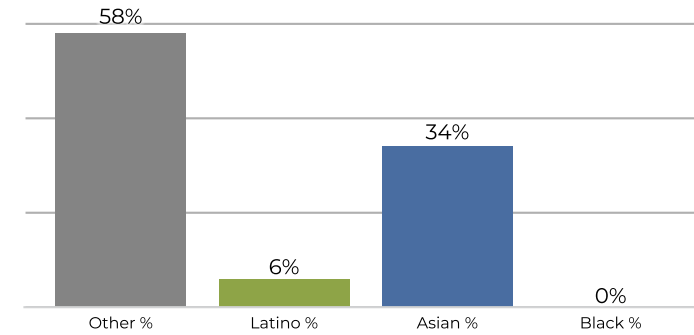
**District 5**



**2020 Census**



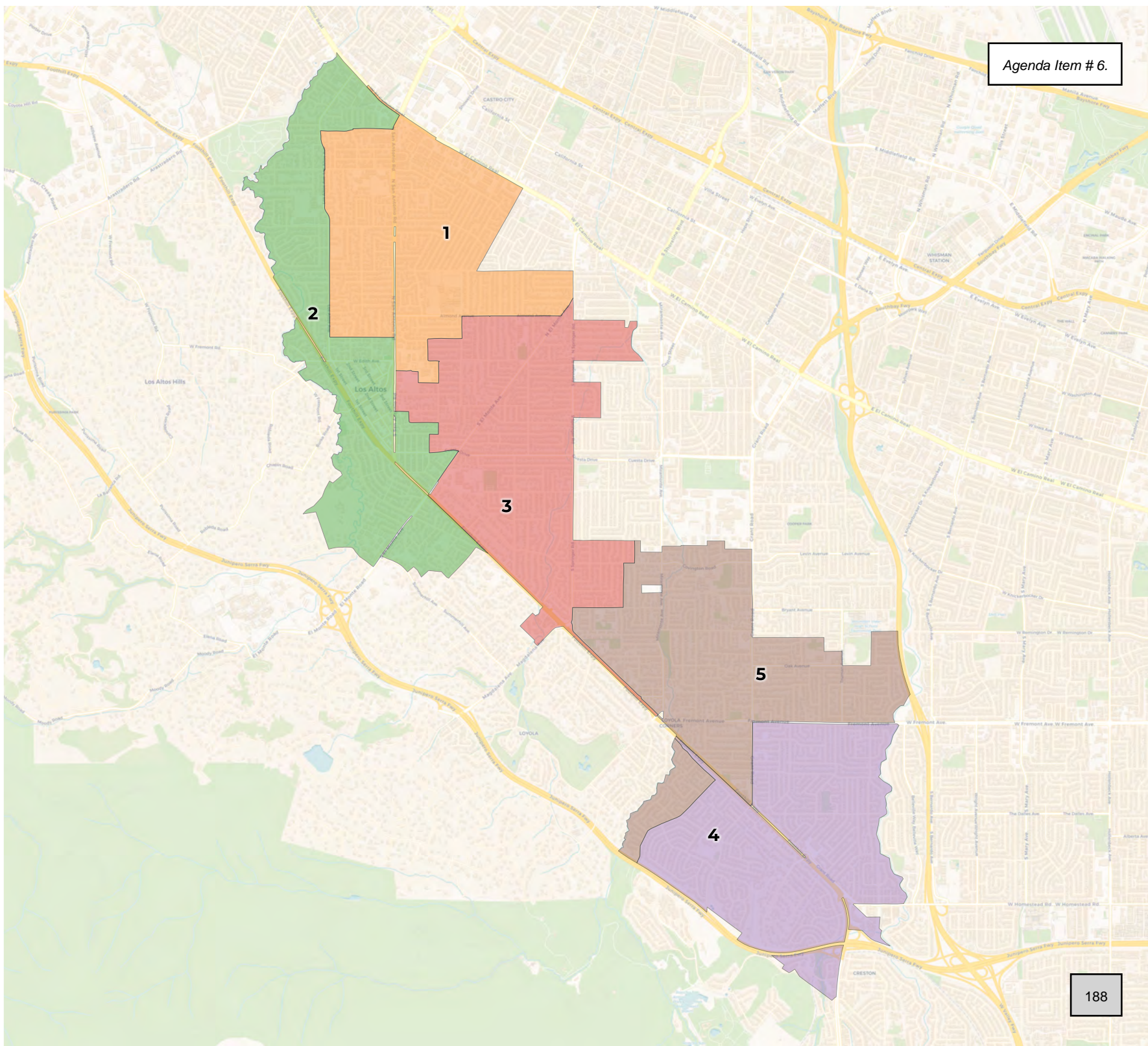
**Citizen Voting Age Population**



187

Population	Deviation	Deviation %	Other	Other %	Latino	Latino %	Asian	Asian %	Black	Black %
6,223	-110	-1.7%	3,546	57.0%	338	5.4%	2,301	37.0%	38	0.6%
<b>Total CVAP</b>	<b>Other CVAP</b>	<b>Other CVAP %</b>	<b>Latino CVAP</b>	<b>Latino CVAP %</b>	<b>Asian CVAP</b>	<b>Asian CVAP %</b>	<b>Black CVAP</b>	<b>Black CVAP %</b>		
3,827	2,247	58.7%	243	6.3%	1,314	34.3%	23	0.6%		





Agenda Item # 6.



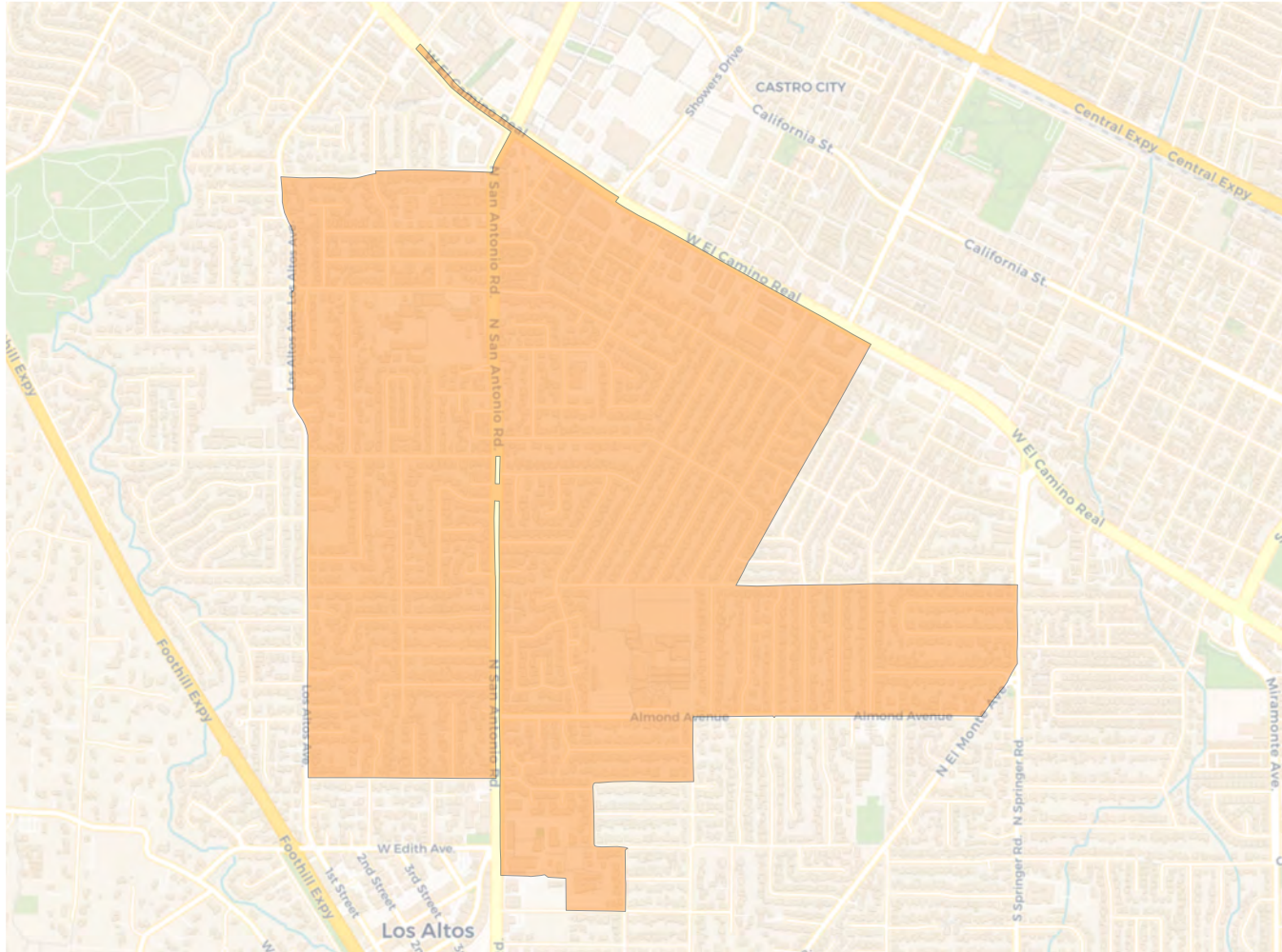
**2020 Census**

	1	2	3	4	5
Population	6,327	6,392	6,291	6,300	6,348
Deviation	-5	60	-41	-32	16
Deviation %	-0.1%	0.9%	-0.6%	-0.5%	0.3%
Other	3,504	4,047	3,941	3,569	3,719
Other %	55.4%	63.3%	62.6%	56.7%	58.6%
Latino	307	338	266	347	292
Latino %	4.9%	5.3%	4.2%	5.5%	4.6%
Asian	2,476	1,969	2,050	2,343	2,306
Asian %	39.1%	30.8%	32.6%	37.2%	36.3%
Black	40	38	34	41	31
Black %	0.6%	0.6%	0.5%	0.7%	0.5%

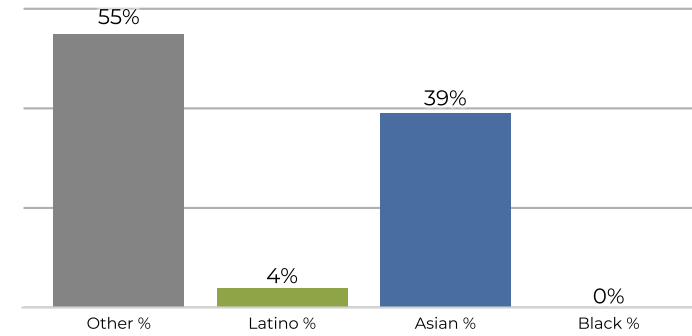
**Citizen Voting Age Population (CVAP)**

	1	2	3	4	5
Total CVAP	3,780	3,454	4,252	3,850	4,690
Other CVAP	2,414	2,637	3,051	2,249	3,031
Other CVAP %	63.9%	76.3%	71.8%	58.4%	64.6%
Latino CVAP	155	98	136	245	203
Latino CVAP %	4.1%	2.8%	3.2%	6.4%	4.3%
Asian CVAP	1,191	712	928	1,333	1,438
Asian CVAP %	31.5%	20.6%	21.8%	34.6%	30.7%
Black CVAP	20	7	137	23	189
Black CVAP %	0.5%	0.2%	3.2%	0.6%	0.4%

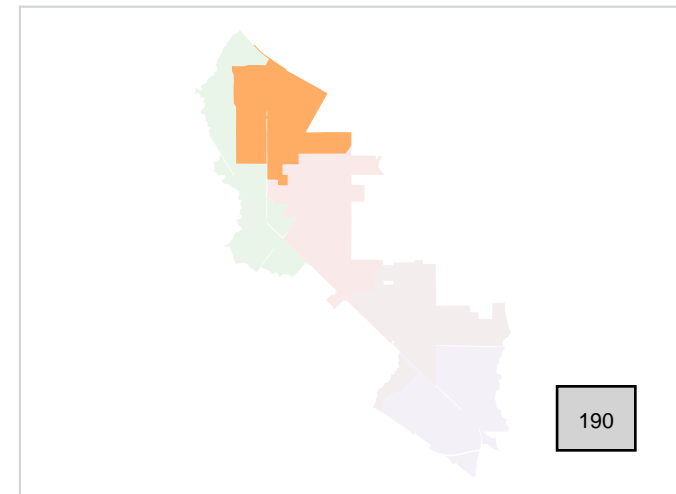
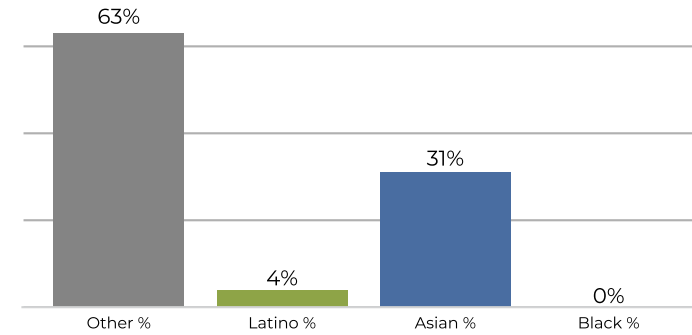
**District 1**



**2020 Census**

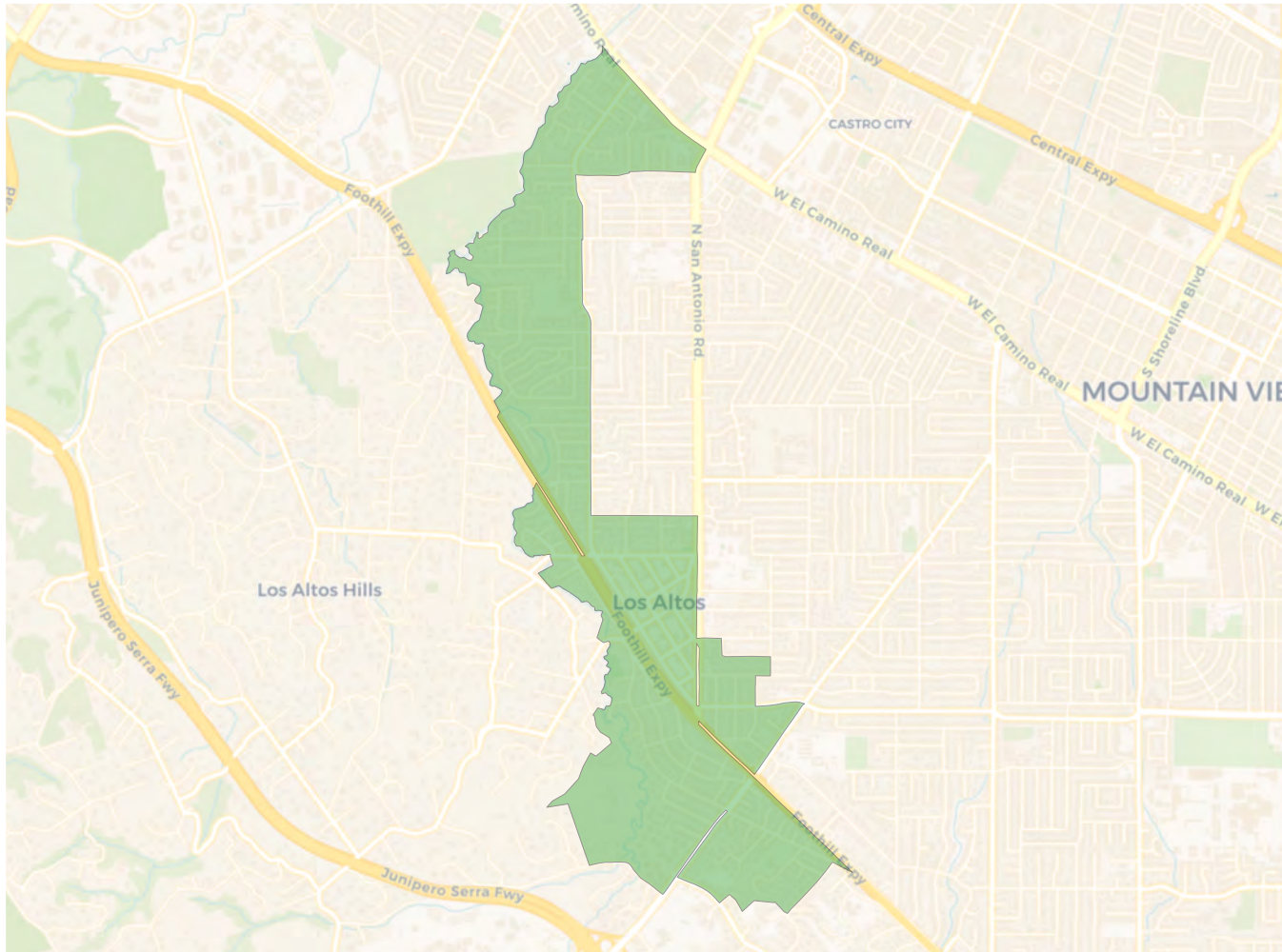


**Citizen Voting Age Population**

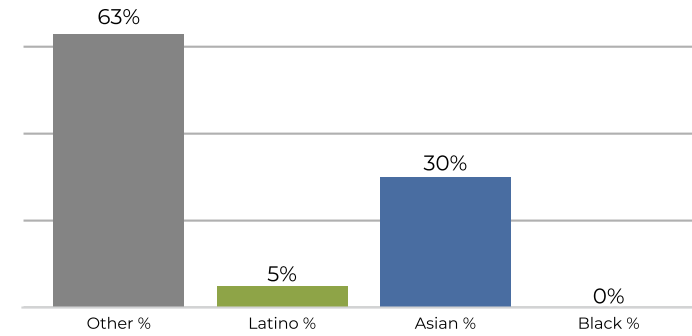


Population	Deviation	Deviation %	Other	Other %	Latino	Latino %	Asian	Asian %	Black	Black %
6,327	-5	-0.1%	3,504	55.4%	307	4.9%	2,476	39.1%	40	0.6%
Total CVAP	Other CVAP	Other CVAP %	Latino CVAP	Latino CVAP %	Asian CVAP	Asian CVAP %	Black CVAP	Black CVAP %		
3,780	2,414	63.9%	155	4.1%	1,191	31.5%	20	0.5%		

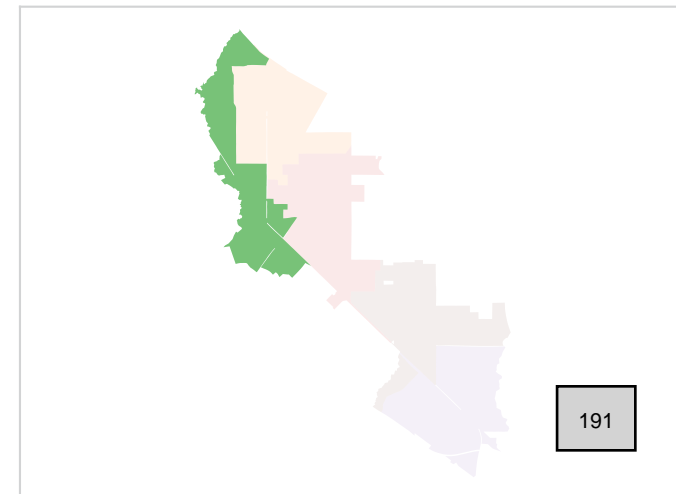
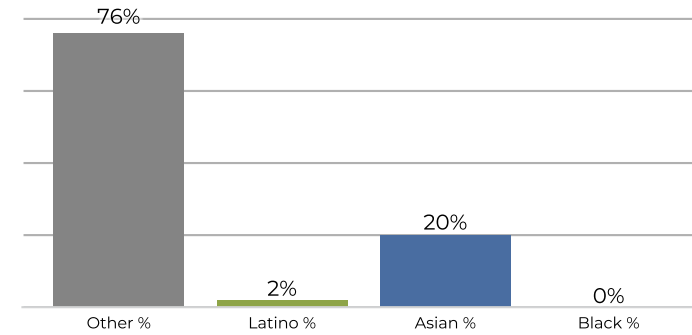
**District 2**



**2020 Census**



**Citizen Voting Age Population**

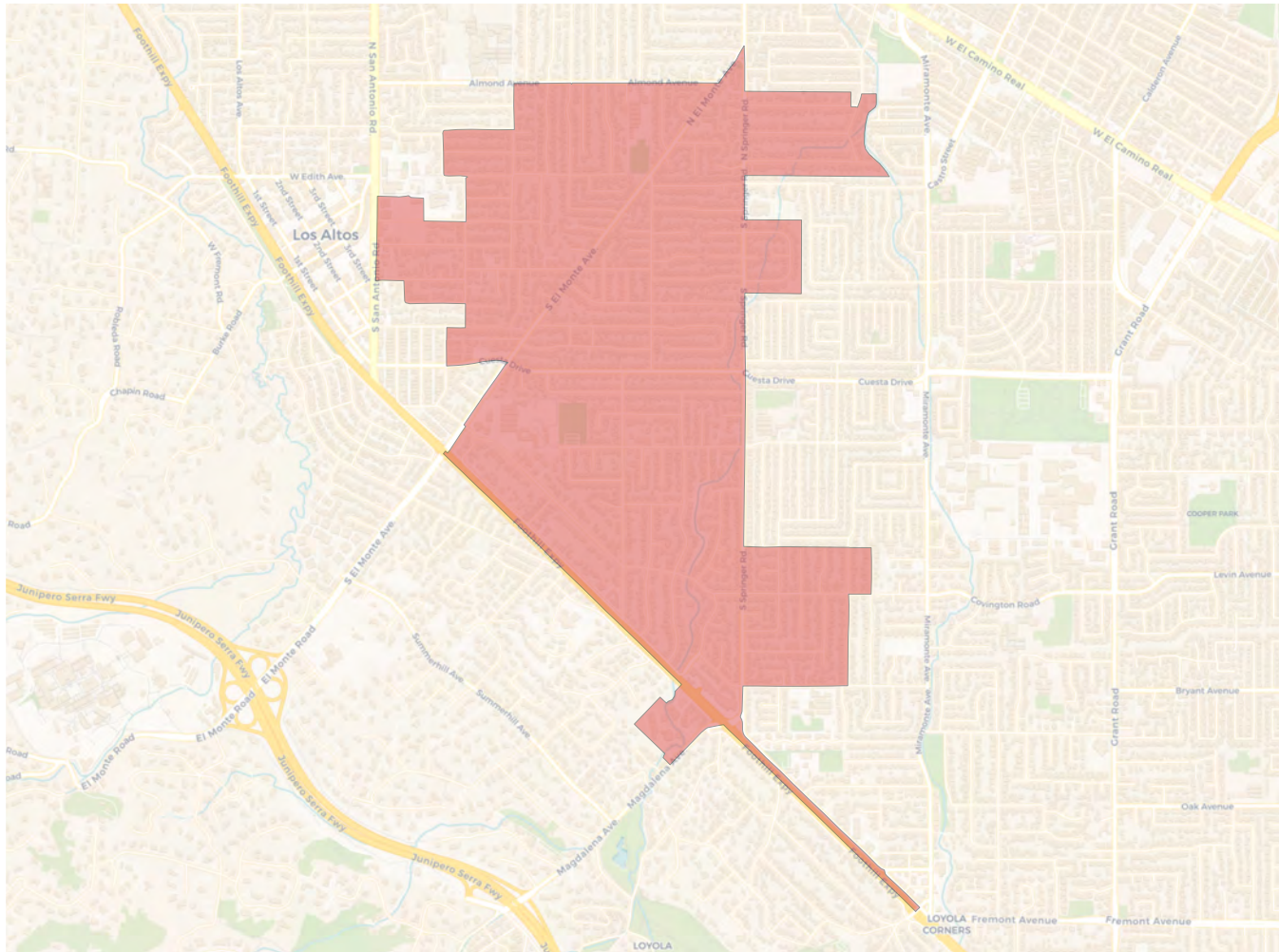


191

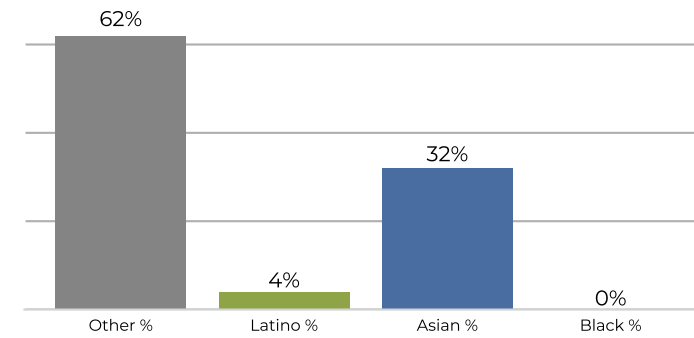
Population	Deviation	Deviation %	Other	Other %	Latino	Latino %	Asian	Asian %	Black	Black %
6,392	60	0.9%	4,047	63.3%	338	5.3%	1,969	30.8%	38	0.6%
Total CVAP	Other CVAP	Other CVAP %	Latino CVAP	Latino CVAP %	Asian CVAP	Asian CVAP %	Black CVAP	Black CVAP %		
3,454	2,637	76.3%	98	2.8%	712	20.6%	7	0.2%		



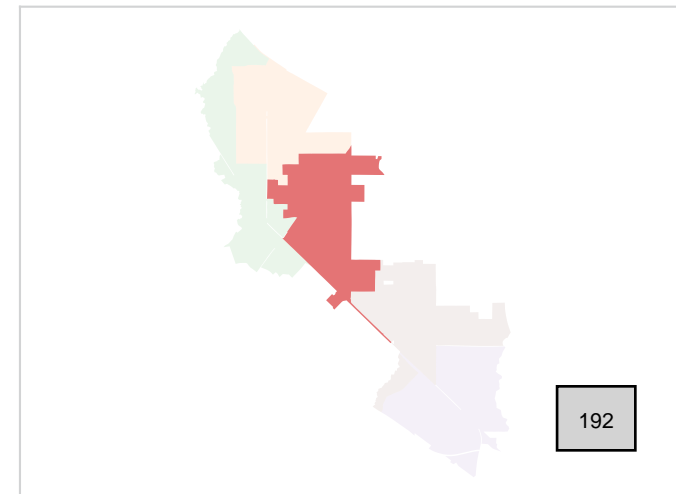
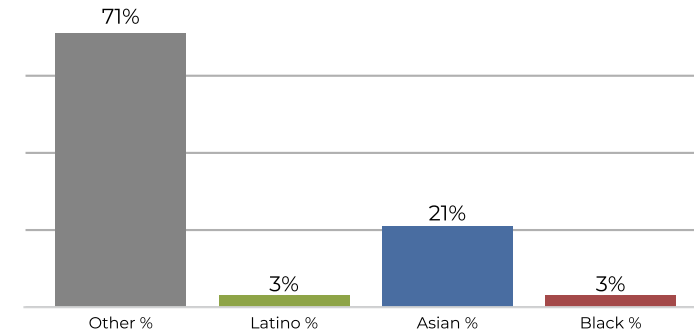
**District 3**



**2020 Census**

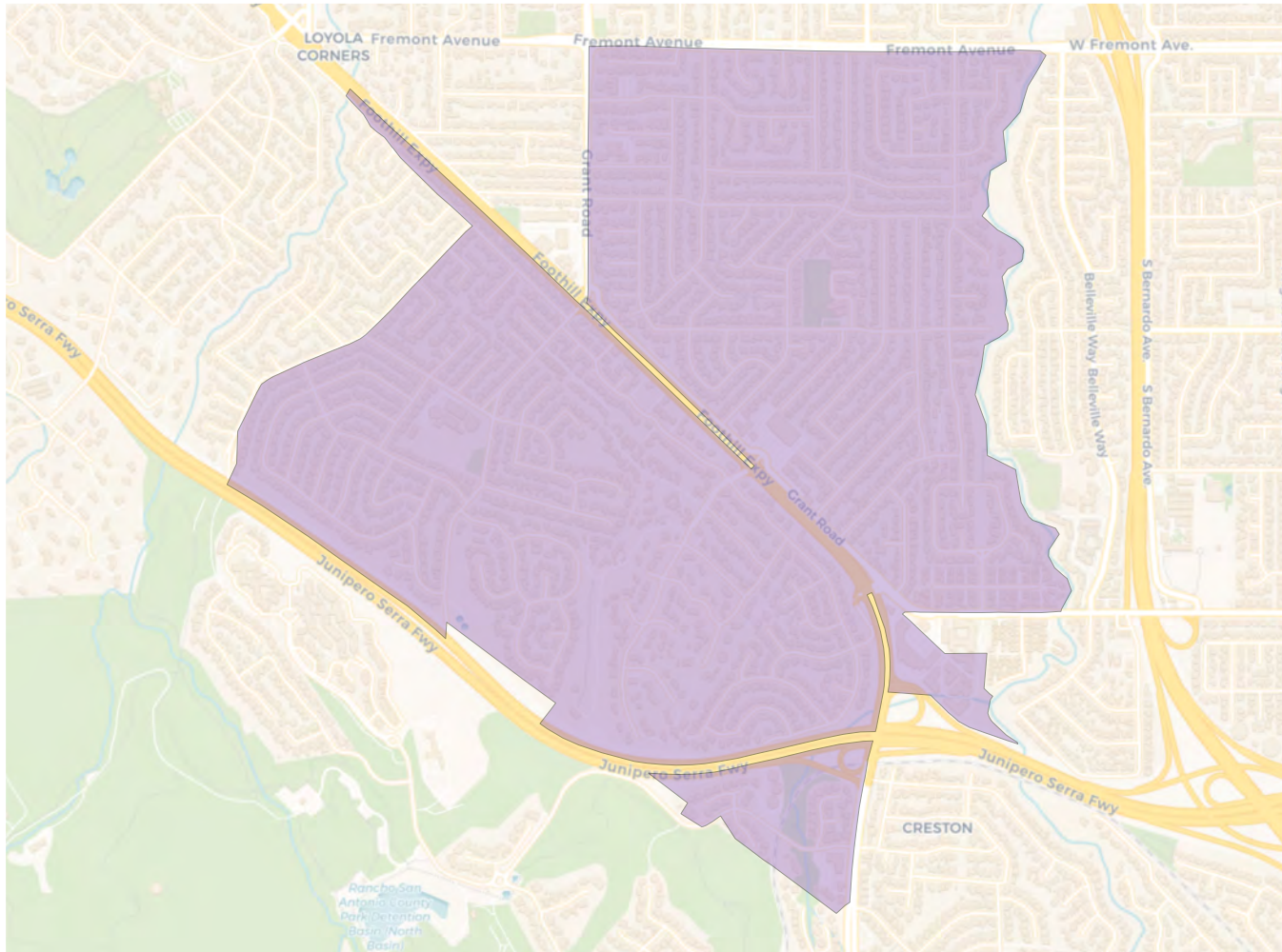


**Citizen Voting Age Population**

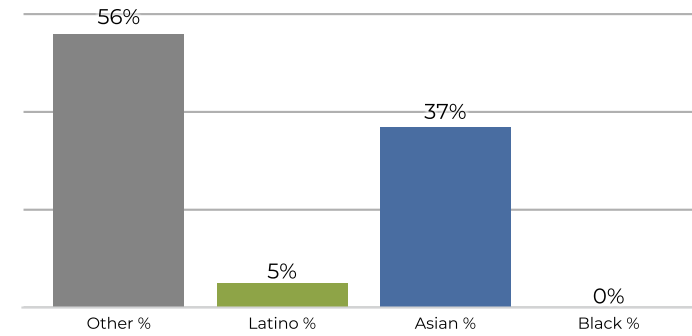


Population	Deviation	Deviation %	Other	Other %	Latino	Latino %	Asian	Asian %	Black	Black %
6,291	-41	-0.6%	3,941	62.6%	266	4.2%	2,050	32.6%	34	0.5%
<b>Total CVAP</b>	<b>Other CVAP</b>	<b>Other CVAP %</b>	<b>Latino CVAP</b>	<b>Latino CVAP %</b>	<b>Asian CVAP</b>	<b>Asian CVAP %</b>	<b>Black CVAP</b>	<b>Black CVAP %</b>		
4,252	3,051	71.8%	136	3.2%	928	21.8%	137	3.2%		

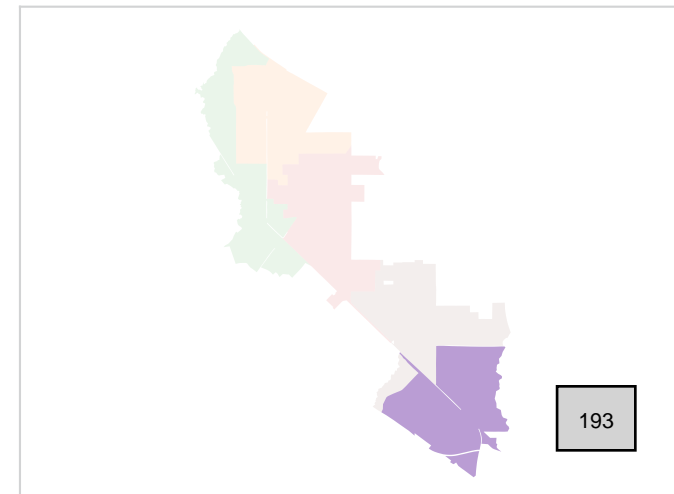
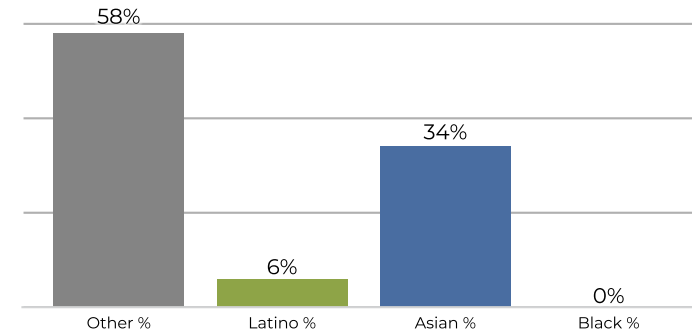
**District 4**



**2020 Census**



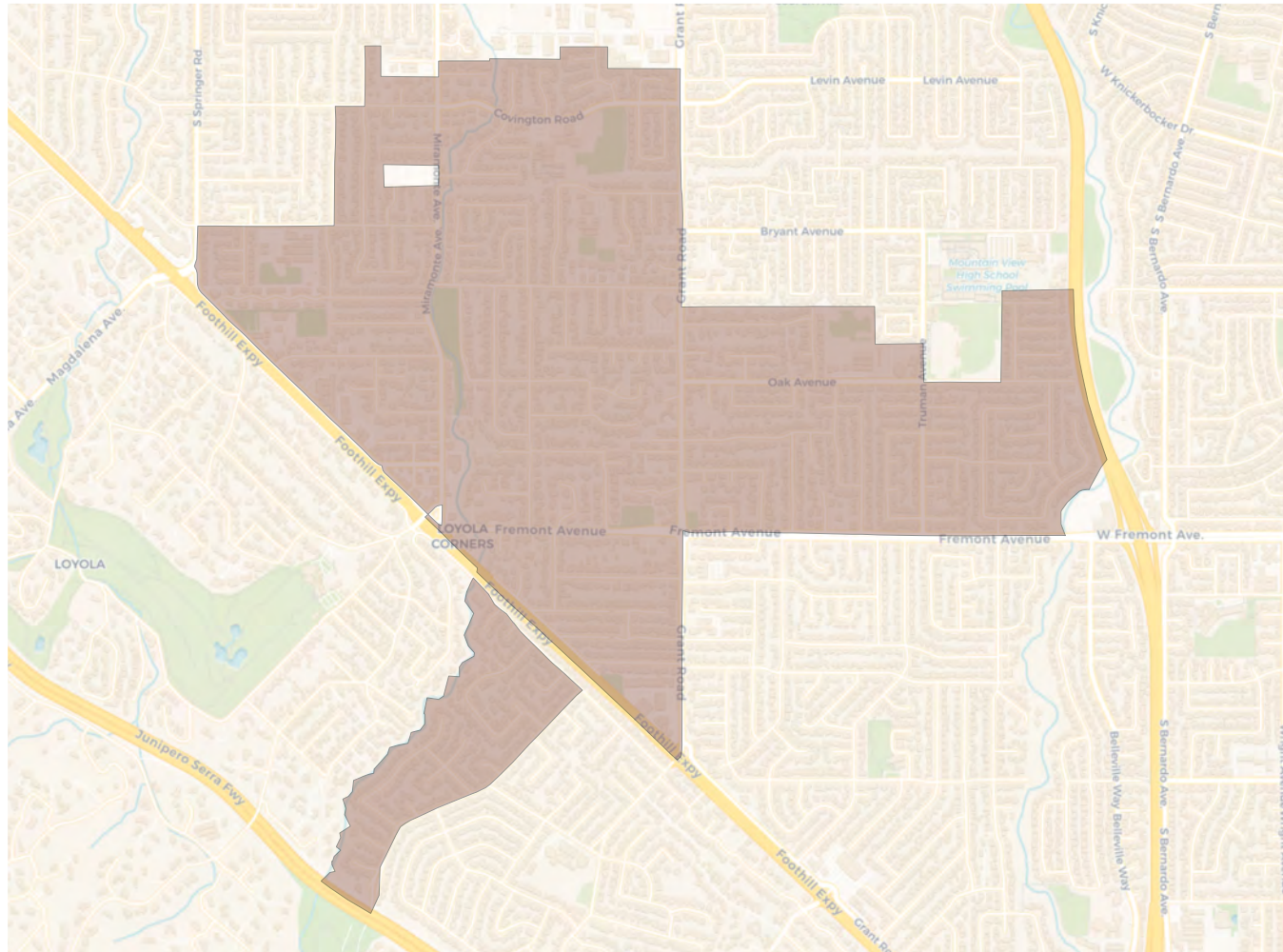
**Citizen Voting Age Population**



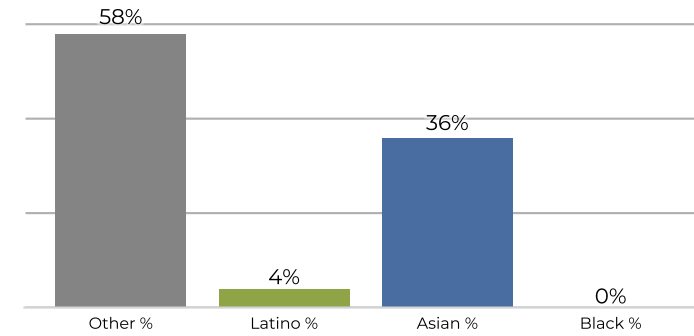
Population	Deviation	Deviation %	Other	Other %	Latino	Latino %	Asian	Asian %	Black	Black %
6,300	-32	-0.5%	3,569	56.7%	347	5.5%	2,343	37.2%	41	0.7%
Total CVAP	Other CVAP	Other CVAP %	Latino CVAP	Latino CVAP %	Asian CVAP	Asian CVAP %	Black CVAP	Black CVAP %		
3,850	2,249	58.4%	245	6.4%	1,333	34.6%	23	0.6%		



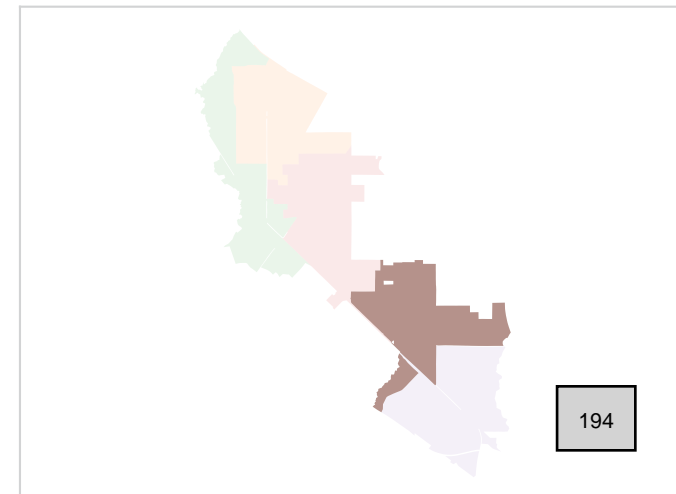
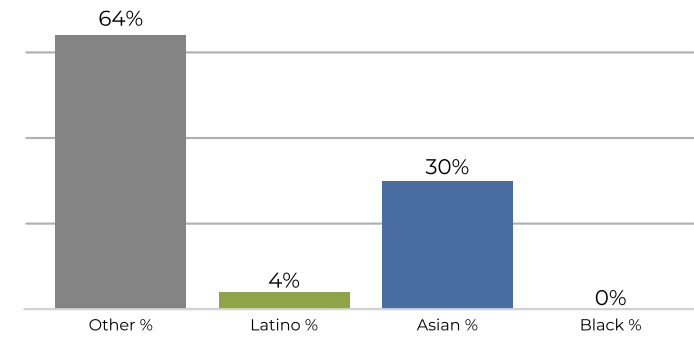
**District 5**



**2020 Census**

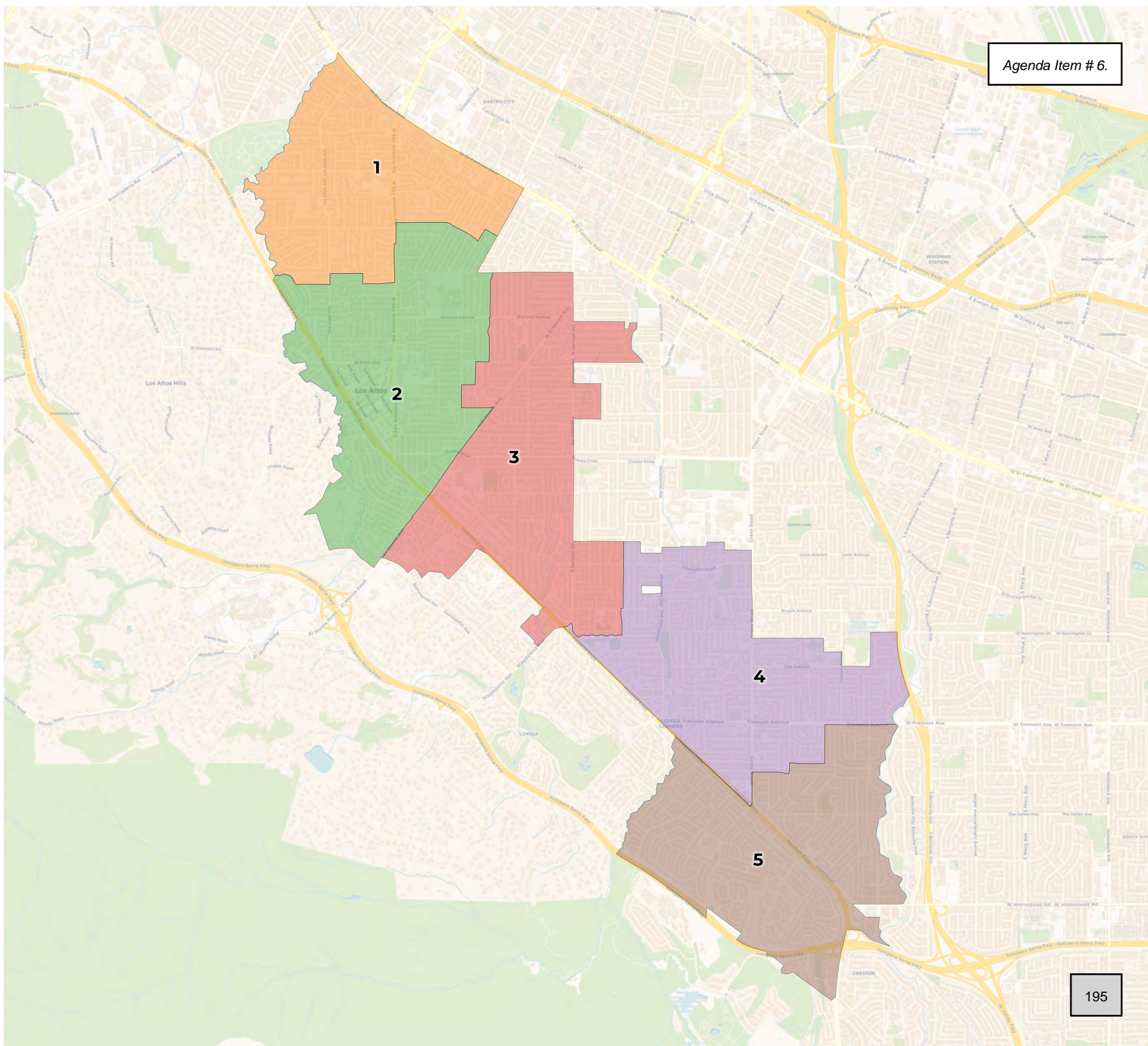


**Citizen Voting Age Population**



Population	Deviation	Deviation %	Other	Other %	Latino	Latino %	Asian	Asian %	Black	Black %
6,348	16	0.3%	3,719	58.6%	292	4.6%	2,306	36.3%	31	0.5%
<b>Total CVAP</b>	<b>Other CVAP</b>	<b>Other CVAP %</b>	<b>Latino CVAP</b>	<b>Latino CVAP %</b>	<b>Asian CVAP</b>	<b>Asian CVAP %</b>	<b>Black CVAP</b>	<b>Black CVAP %</b>		
4,690	3,031	64.6%	203	4.3%	1,438	30.7%	18	0.4%		





**2020 Census**

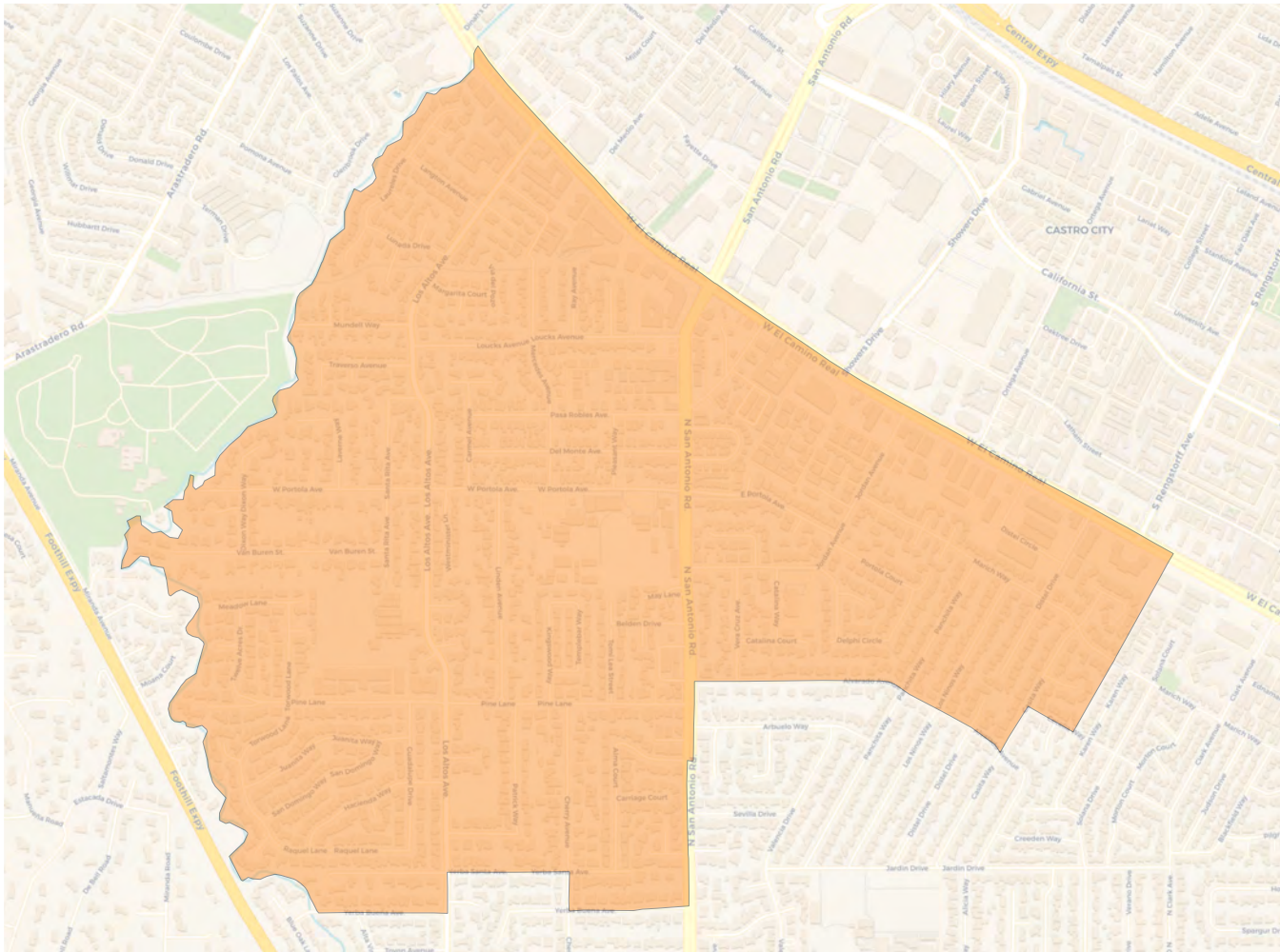
	1	2	3	4	5
Population	6,338	6,450	6,300	6,283	6,297
Deviation	4	116	-34	-51	-37
Deviation %	0.1%	1.8%	-0.5%	-0.8%	-0.6%
Other	3,653	4,040	3,837	3,639	3,615
Other %	57.6%	62.6%	60.9%	57.9%	57.4%
Latino	342	322	250	324	315
Latino %	5.4%	5.0%	4.0%	5.2%	5.0%
Asian	2,290	2,064	2,178	2,285	2,330
Asian %	36.1%	32.0%	34.6%	36.4%	37.0%
Black	53	24	35	35	37
Black %	0.8%	0.4%	0.6%	0.6%	0.6%

**Citizen Voting Age Population (CVAP)**

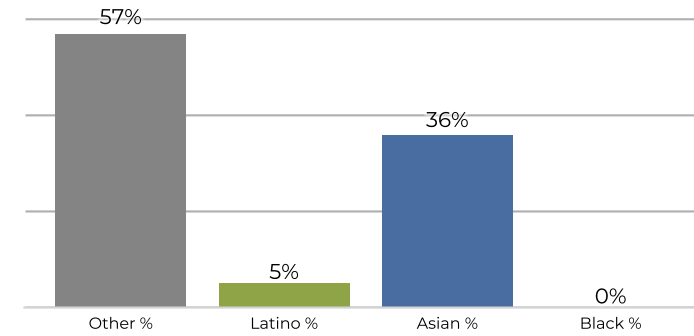
	1	2	3	4	5
Total CVAP	3,640	3,709	4,216	4,639	3,877
Other CVAP	2,526	2,594	3,016	3,118	2,170
Other CVAP %	69.4%	69.9%	71.5%	67.2%	56.0%
Latino CVAP	176	97	123	220	222
Latino CVAP %	4.8%	2.6%	2.9%	4.7%	5.7%
Asian CVAP	914	1,003	950	1,274	1,473
Asian CVAP %	25.1%	27.0%	22.5%	27.5%	38.0%
Black CVAP	24	15	127	27	196
Black CVAP %	0.7%	0.4%	3.0%	0.6%	0.3%



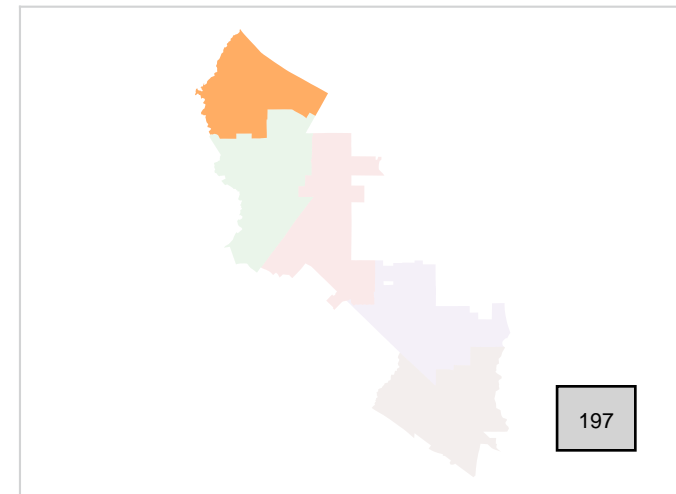
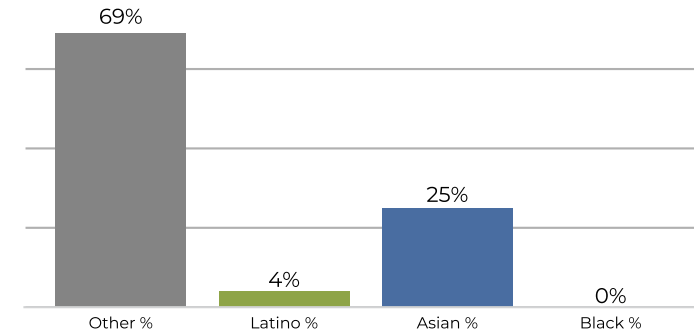
**District 1**



**2020 Census**



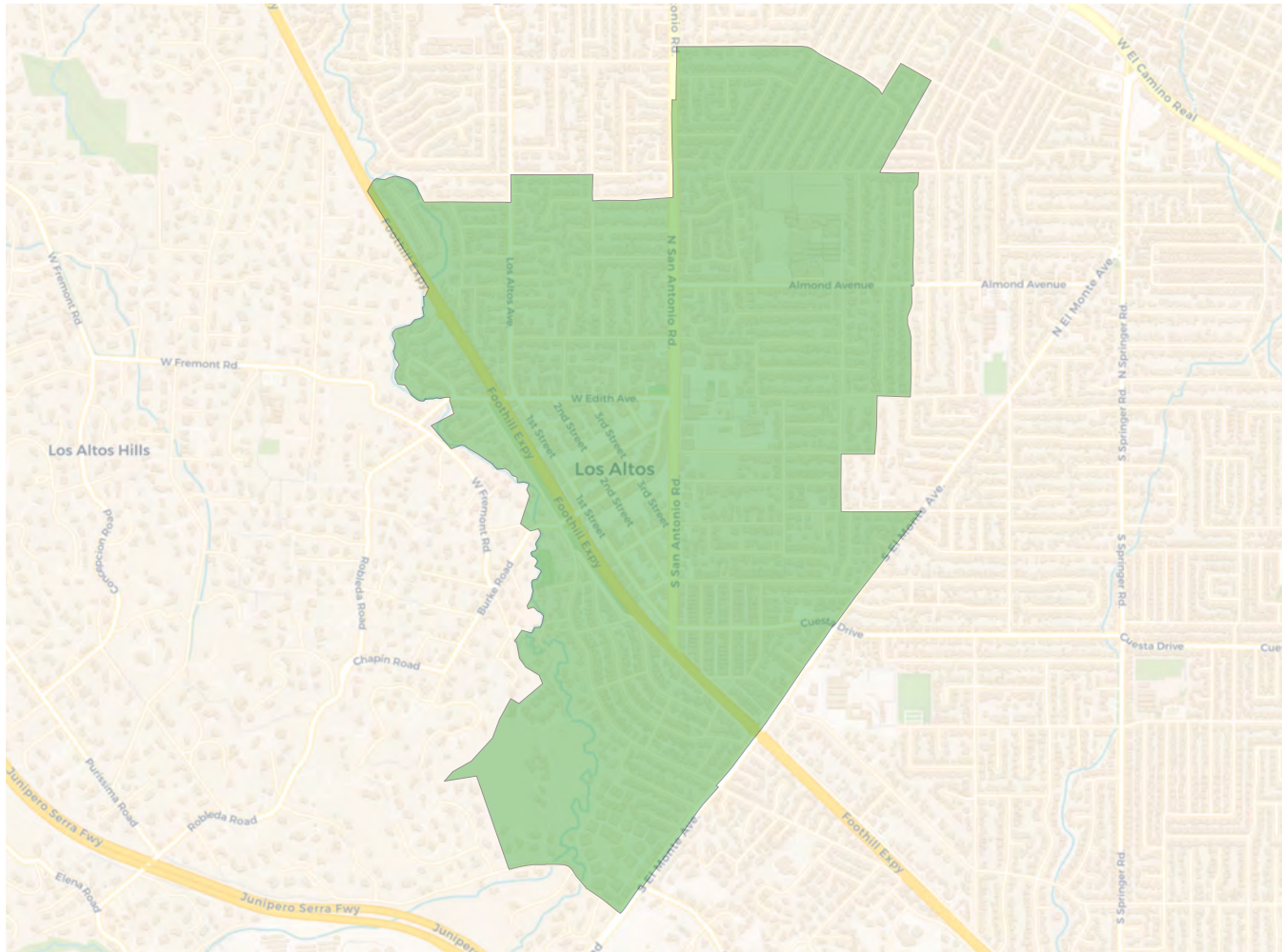
**Citizen Voting Age Population**



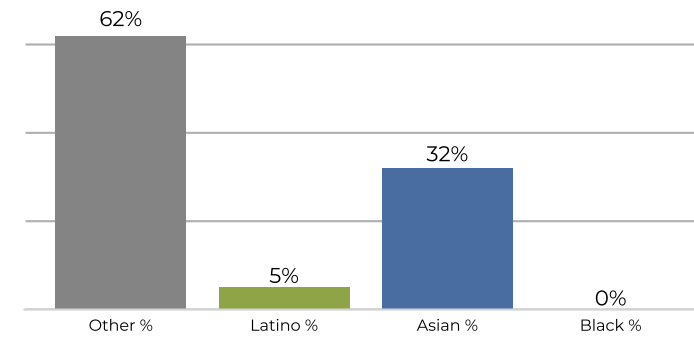
Population	Deviation	Deviation %	Other	Other %	Latino	Latino %	Asian	Asian %	Black	Black %
6,338	4	0.1%	3,653	57.6%	342	5.4%	2,290	36.1%	53	0.8%
Total CVAP	Other CVAP	Other CVAP %	Latino CVAP	Latino CVAP %	Asian CVAP	Asian CVAP %	Black CVAP	Black CVAP %		
3,640	2,526	69.4%	176	4.8%	914	25.1%	24	0.7%		



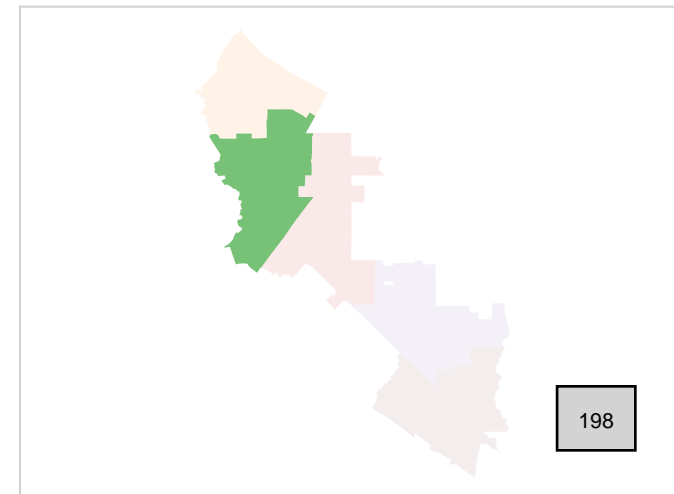
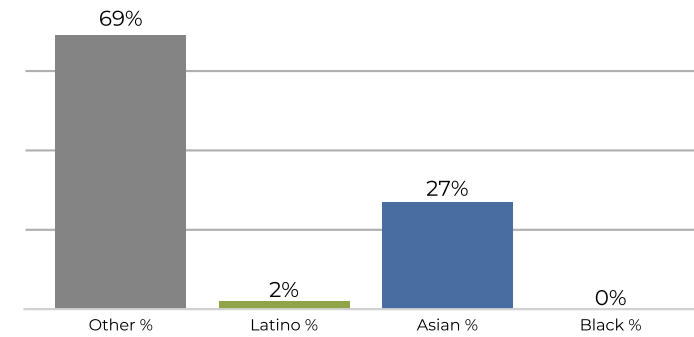
**District 2**



**2020 Census**

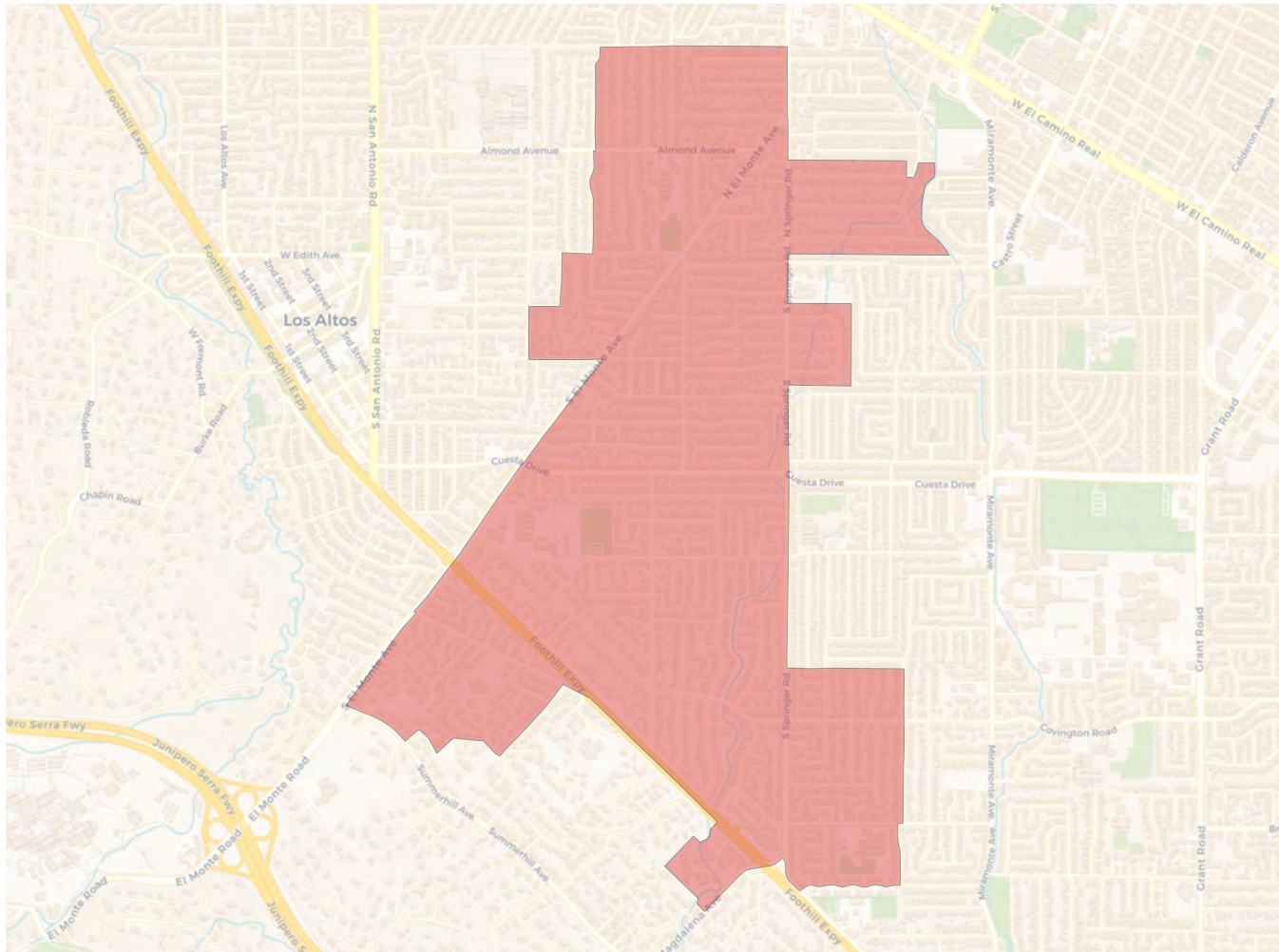


**Citizen Voting Age Population**

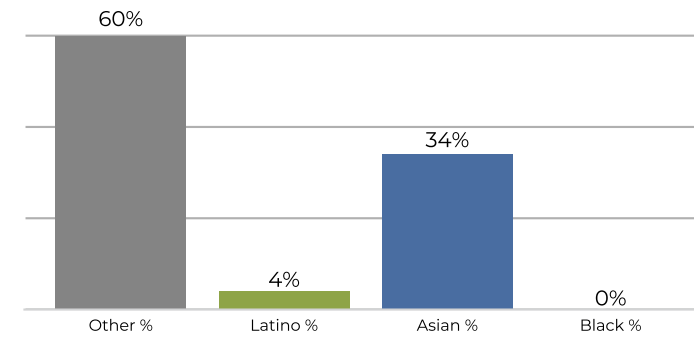


Population	Deviation	Deviation %	Other	Other %	Latino	Latino %	Asian	Asian %	Black	Black %
6,450	116	1.8%	4,040	62.6%	322	5.0%	2,064	32.0%	24	0.4%
Total CVAP	Other CVAP	Other CVAP %	Latino CVAP	Latino CVAP %	Asian CVAP	Asian CVAP %	Black CVAP	Black CVAP %		
3,709	2,594	69.9%	97	2.6%	1,003	27.0%	15	0.4%		

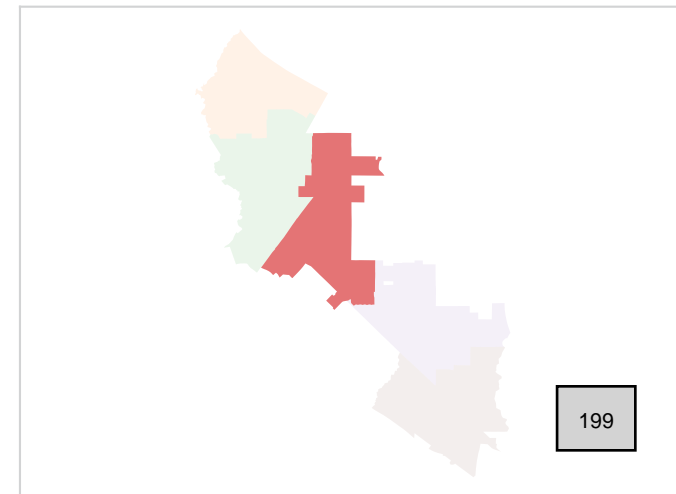
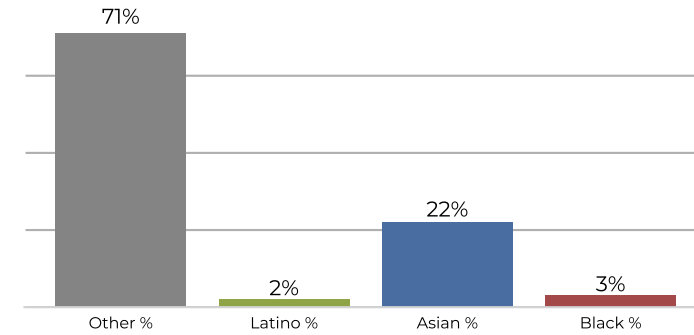
**District 3**



**2020 Census**



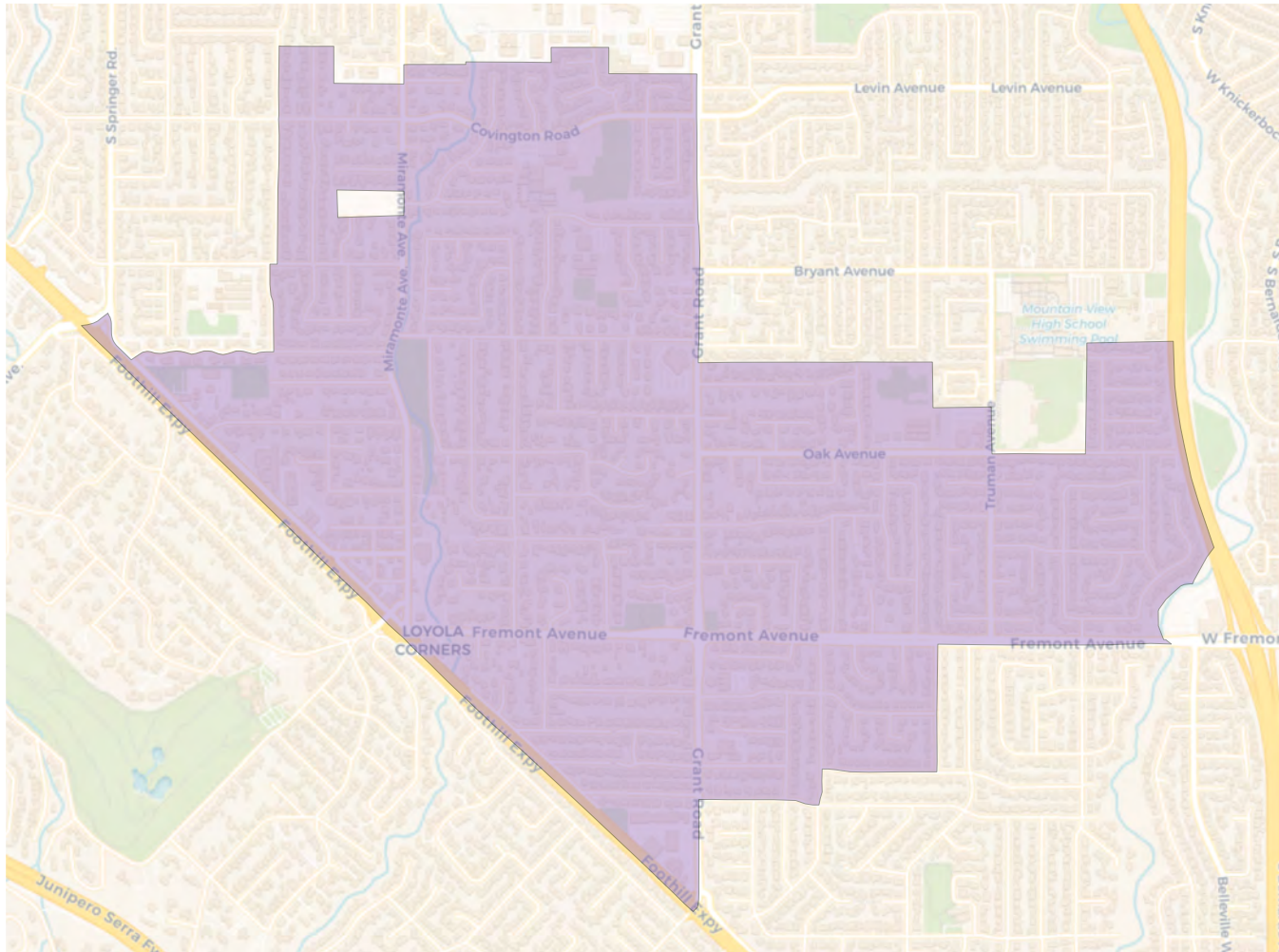
**Citizen Voting Age Population**



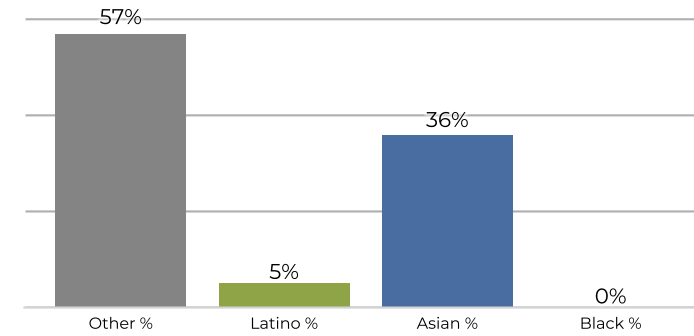
Population	Deviation	Deviation %	Other	Other %	Latino	Latino %	Asian	Asian %	Black	Black %
6,300	-34	-0.5%	3,837	60.9%	250	4.0%	2,178	34.6%	35	0.6%
Total CVAP	Other CVAP	Other CVAP %	Latino CVAP	Latino CVAP %	Asian CVAP	Asian CVAP %	Black CVAP	Black CVAP %		
4,216	3,016	71.5%	123	2.9%	950	22.5%	127	3.0%		



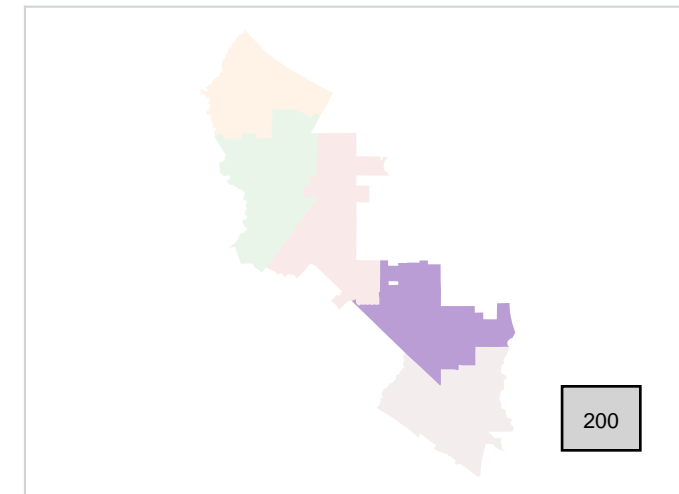
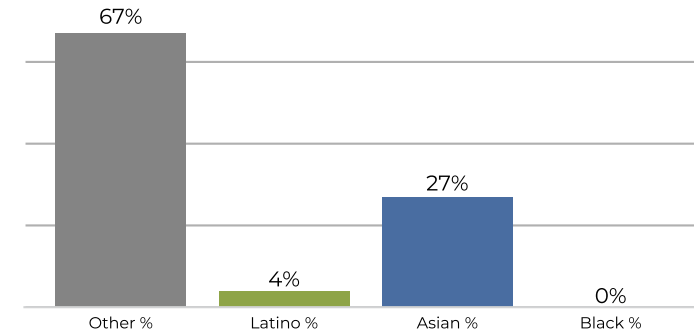
**District 4**



**2020 Census**



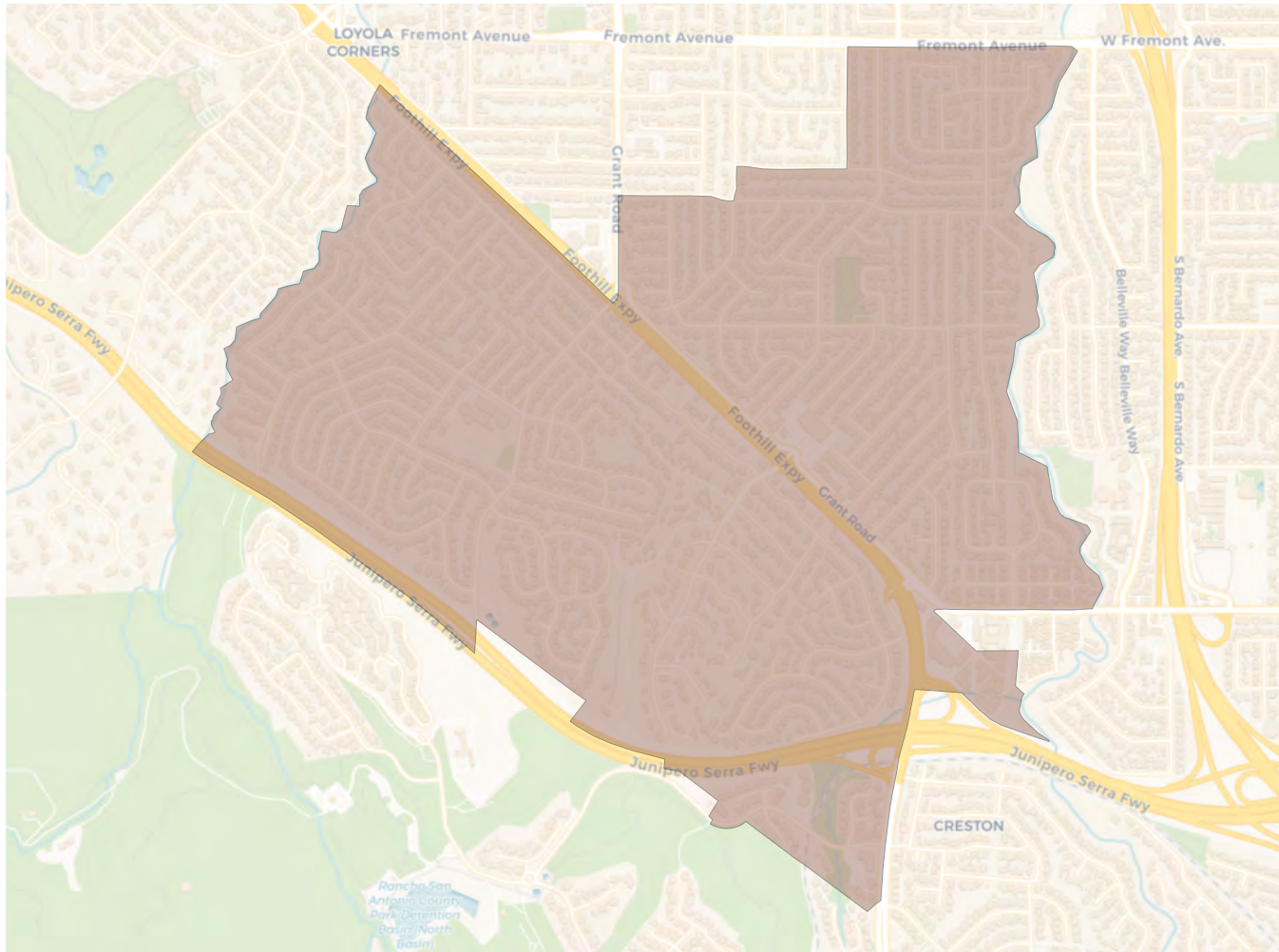
**Citizen Voting Age Population**



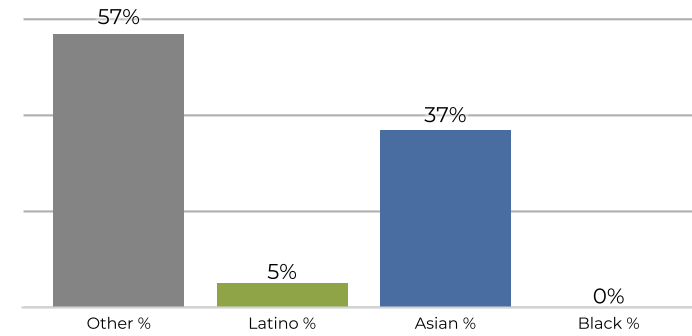
Population	Deviation	Deviation %	Other	Other %	Latino	Latino %	Asian	Asian %	Black	Black %
6,283	-51	-0.8%	3,639	57.9%	324	5.2%	2,285	36.4%	35	0.6%
Total CVAP	Other CVAP	Other CVAP %	Latino CVAP	Latino CVAP %	Asian CVAP	Asian CVAP %	Black CVAP	Black CVAP %		
4,639	3,118	67.2%	220	4.7%	1,274	27.5%	27	0.6%		



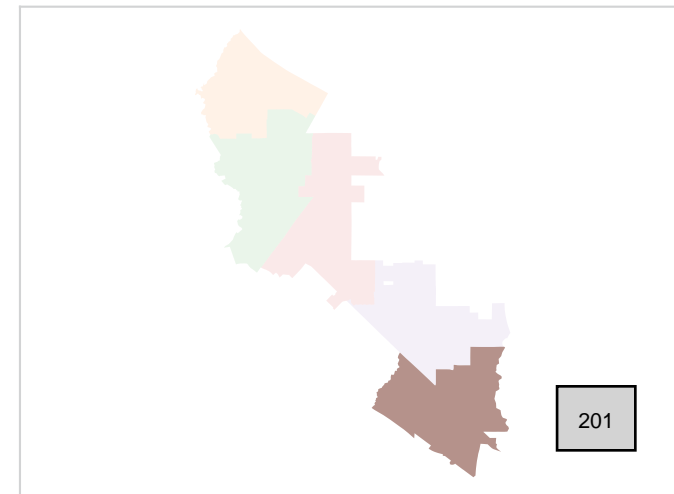
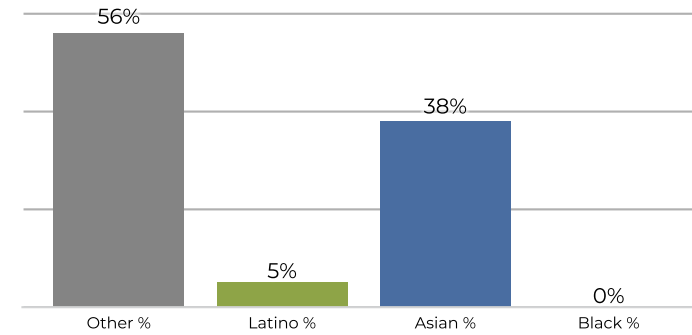
**District 5**



**2020 Census**

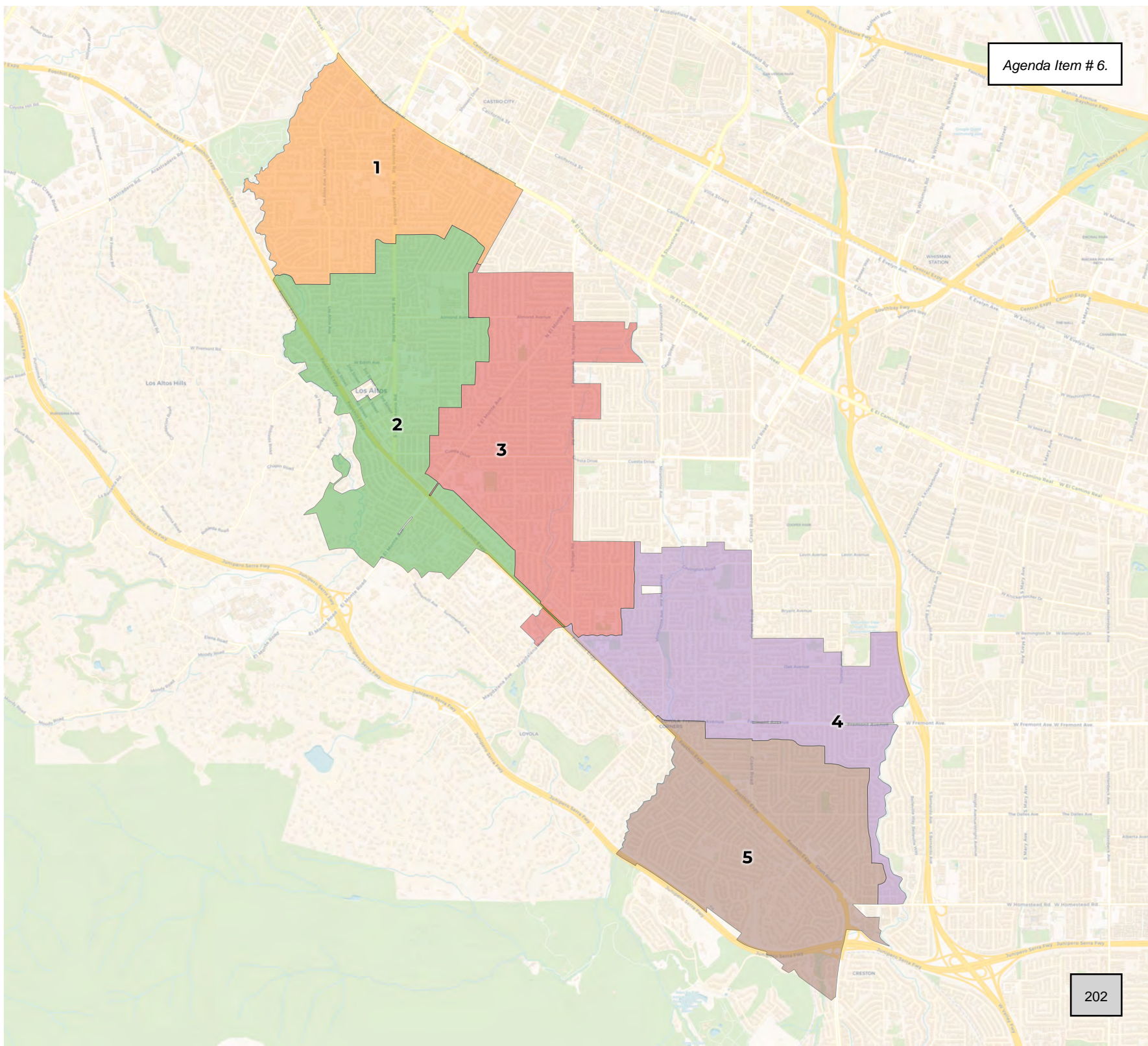


**Citizen Voting Age Population**



Population	Deviation	Deviation %	Other	Other %	Latino	Latino %	Asian	Asian %	Black	Black %
6,297	-37	-0.6%	3,615	57.4%	315	5.0%	2,330	37.0%	37	0.6%
Total CVAP	Other CVAP	Other CVAP %	Latino CVAP	Latino CVAP %	Asian CVAP	Asian CVAP %	Black CVAP	Black CVAP %		
3,877	2,170	56.0%	222	5.7%	1,473	38.0%	12	0.3%		





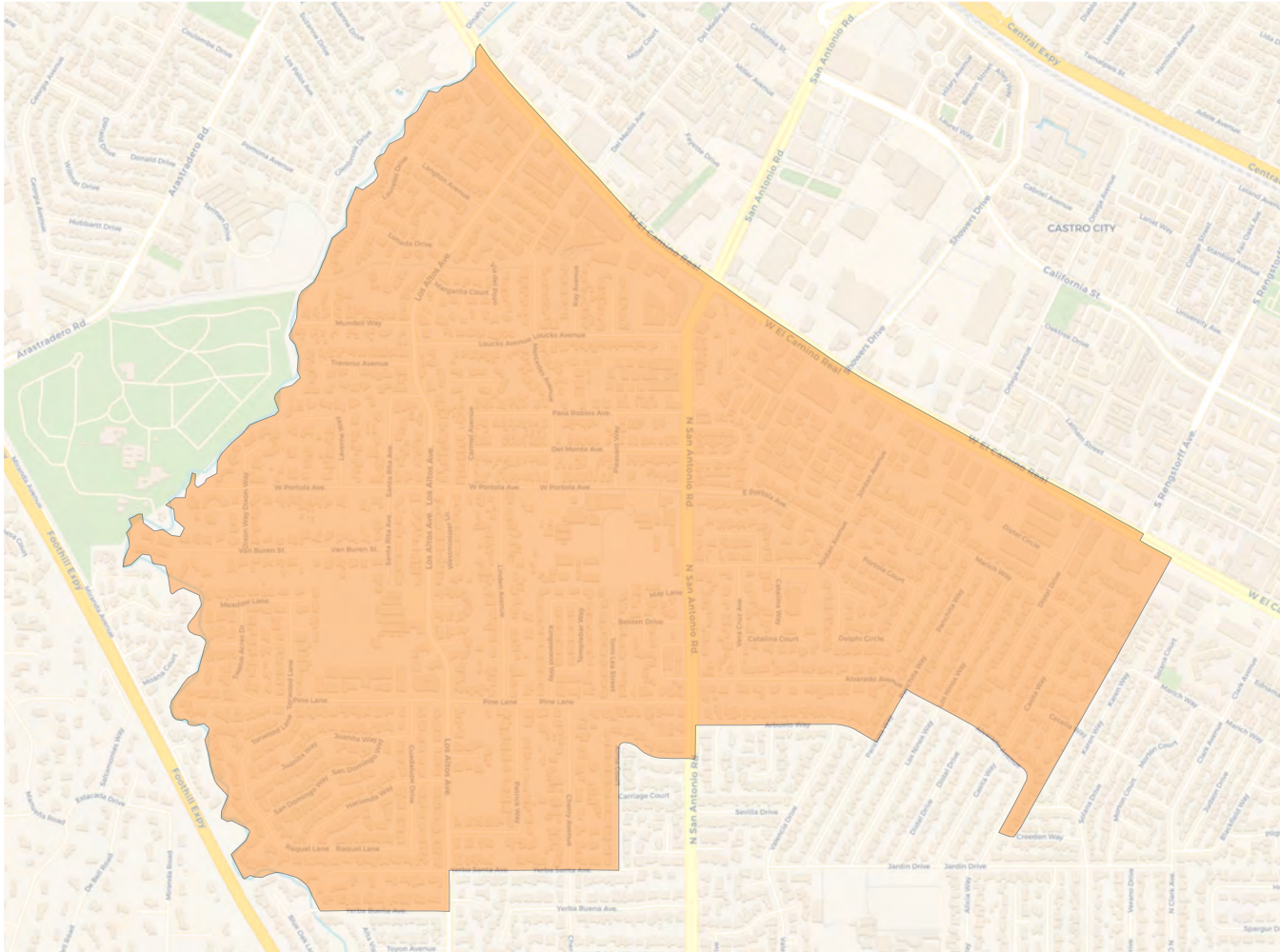
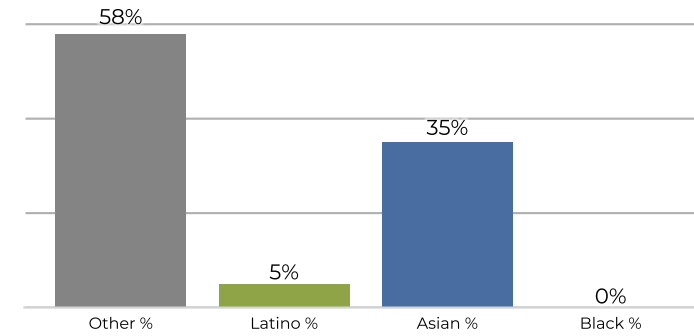
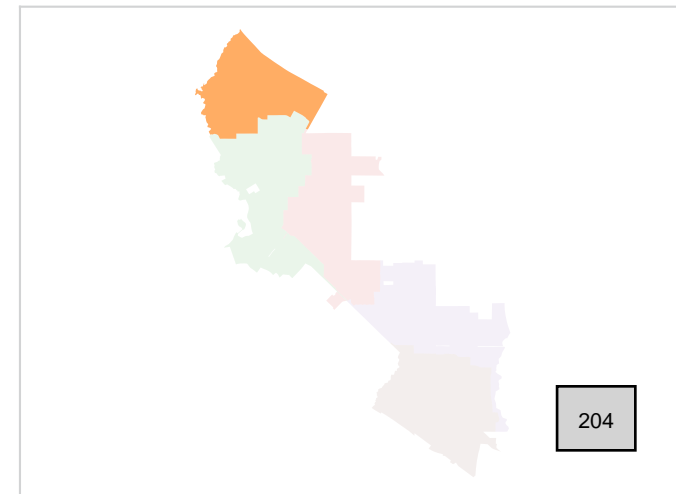
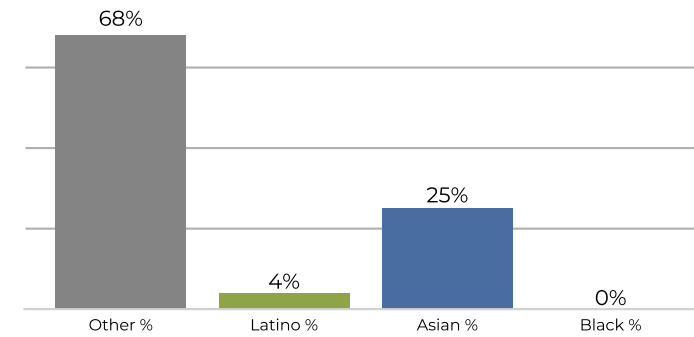
**2020 Census**

	1	2	3	4	5
Population	6,369	6,373	6,386	6,302	6,142
Deviation	55	59	72	-12	-172
Deviation %	0.9%	0.9%	1.1%	-0.2%	-2.7%
Other	3,703	3,902	3,946	3,644	3,512
Other %	58.1%	61.2%	61.8%	57.8%	57.2%
Latino	345	306	249	308	330
Latino %	5.4%	4.8%	3.9%	4.9%	5.4%
Asian	2,268	2,141	2,156	2,308	2,270
Asian %	35.6%	33.6%	33.8%	36.6%	37.0%
Black	53	24	35	42	30
Black %	0.8%	0.4%	0.5%	0.7%	0.5%

**Citizen Voting Age Population (CVAP)**

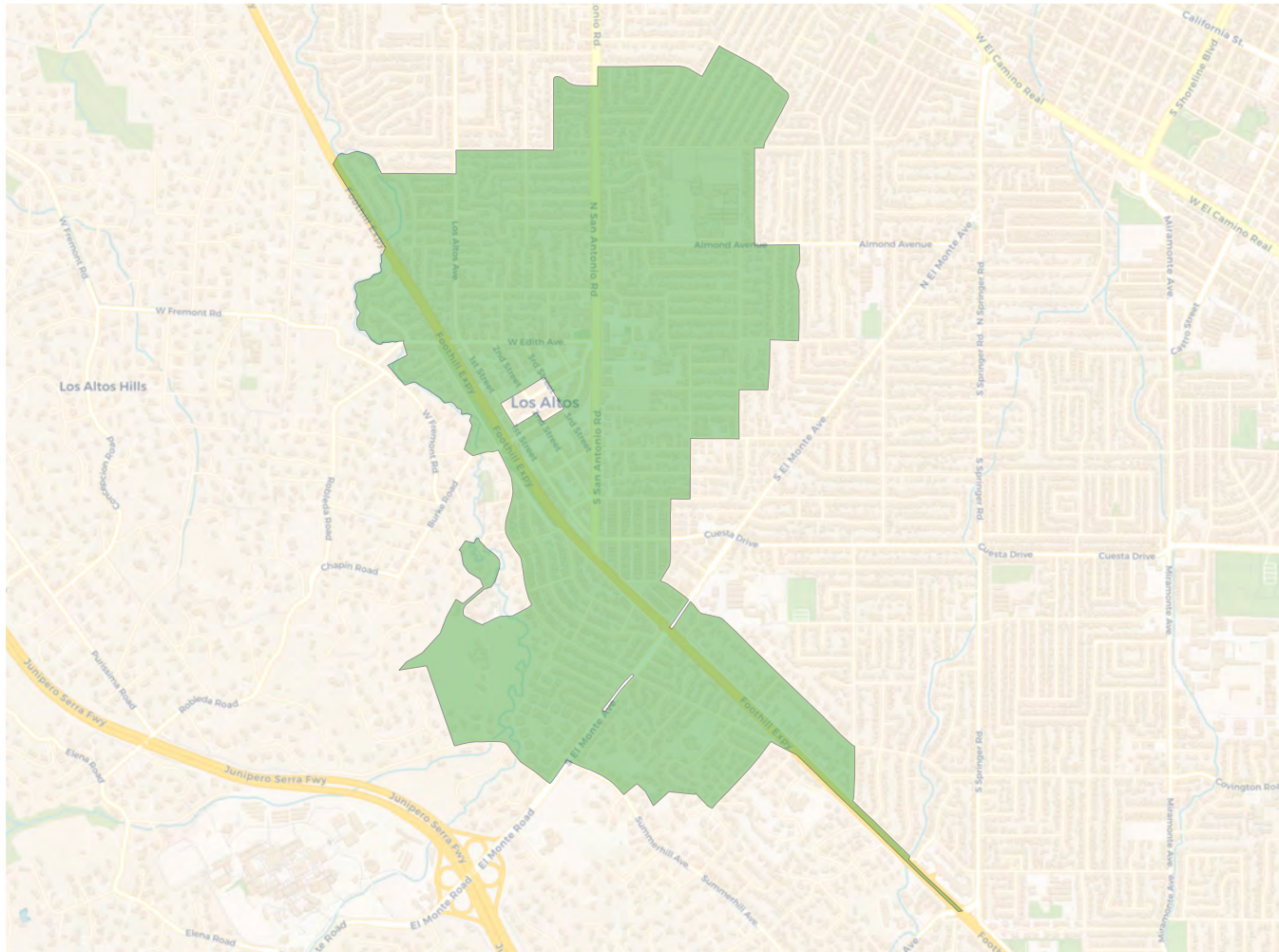
	1	2	3	4	5
Total CVAP	3,648	3,679	4,251	4,622	3,814
Other CVAP	2,514	2,591	3,037	2,975	2,247
Other CVAP %	68.9%	70.4%	71.4%	64.4%	58.9%
Latino CVAP	175	81	140	245	197
Latino CVAP %	4.8%	2.2%	3.3%	5.3%	5.2%
Asian CVAP	935	1,004	935	1,378	1,355
Asian CVAP %	25.6%	27.3%	22.0%	29.8%	35.5%
Black CVAP	24	3	139	24	203
Black CVAP %	0.7%	0.1%	3.3%	0.5%	0.4%



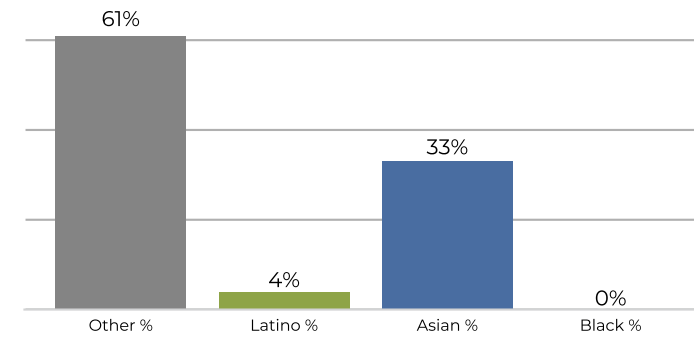
**District 1**

**2020 Census**

**Citizen Voting Age Population**


Population	Deviation	Deviation %	Other	Other %	Latino	Latino %	Asian	Asian %	Black	Black %
6,369	55	0.9%	3,703	58.1%	345	5.4%	2,268	35.6%	53	0.8%
Total CVAP	Other CVAP	Other CVAP %	Latino CVAP	Latino CVAP %	Asian CVAP	Asian CVAP %	Black CVAP	Black CVAP %		
3,648	2,514	68.9%	175	4.8%	935	25.6%	24	0.7%		

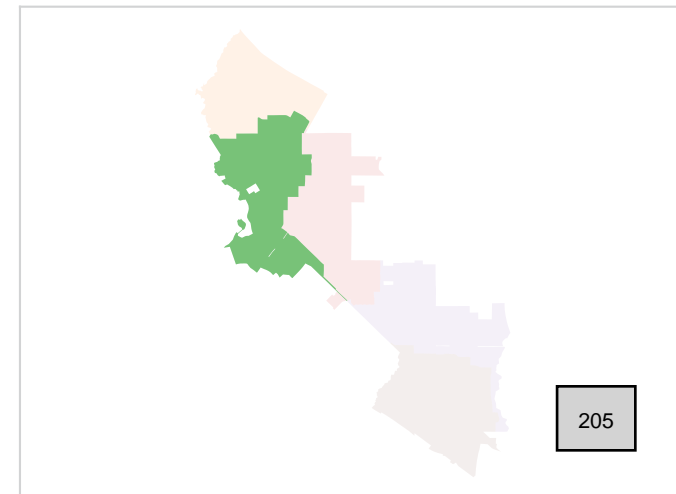
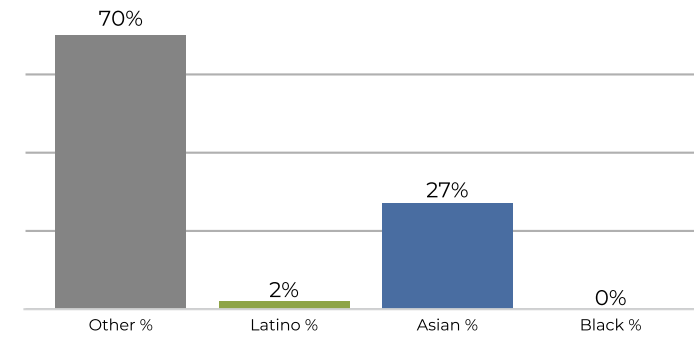
**District 2**



**2020 Census**



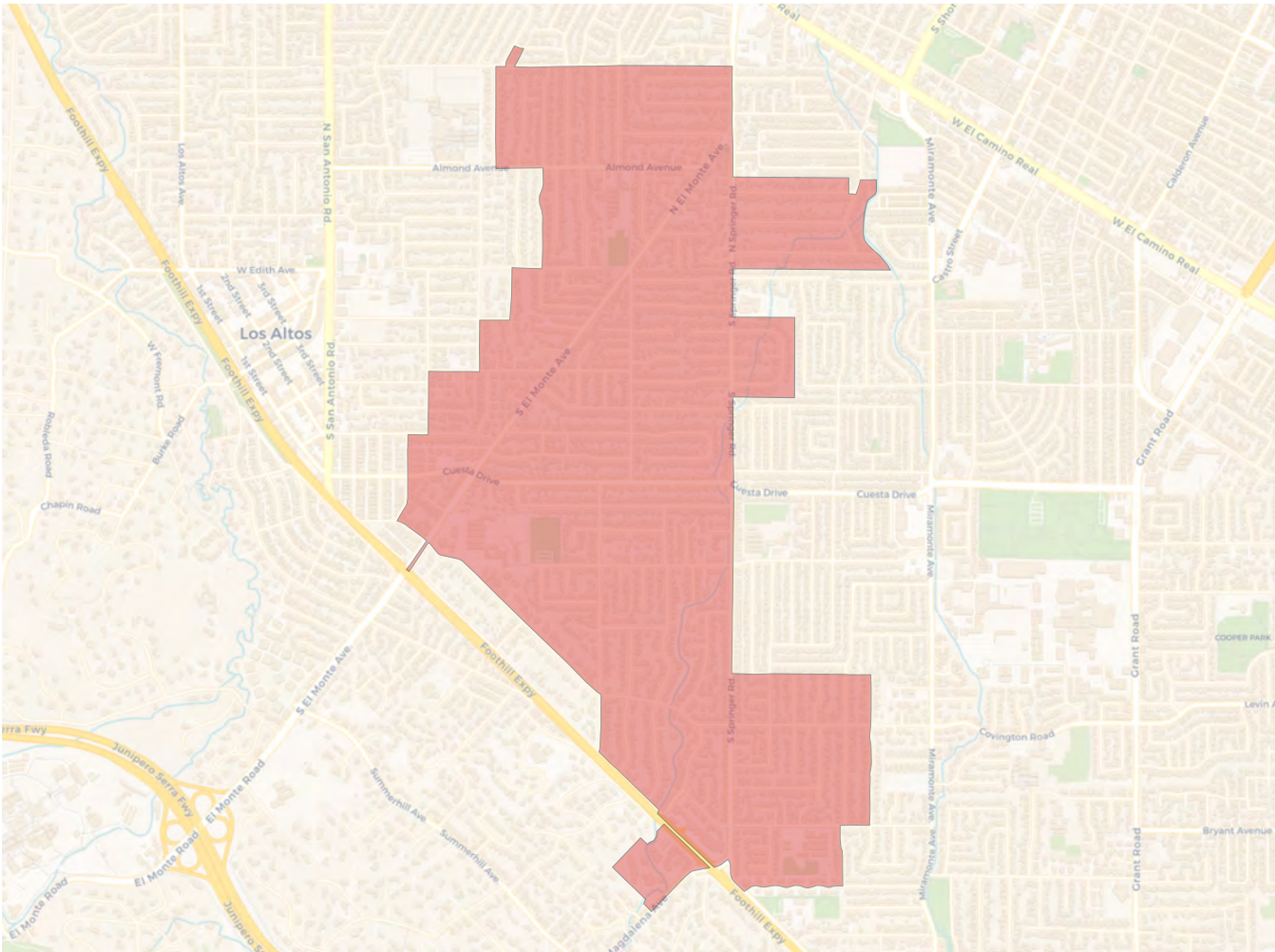
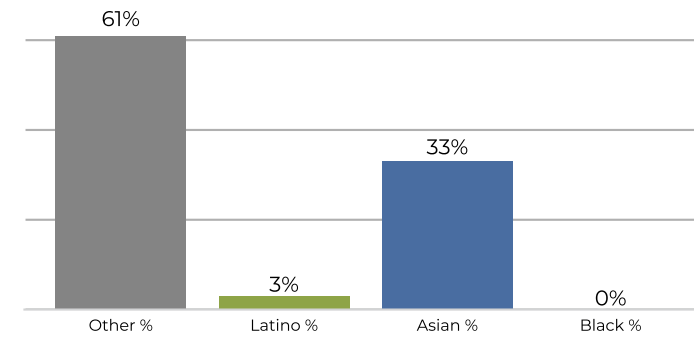
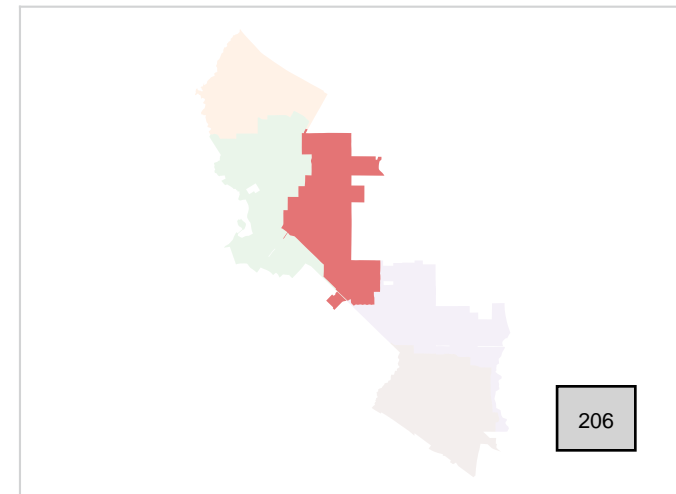
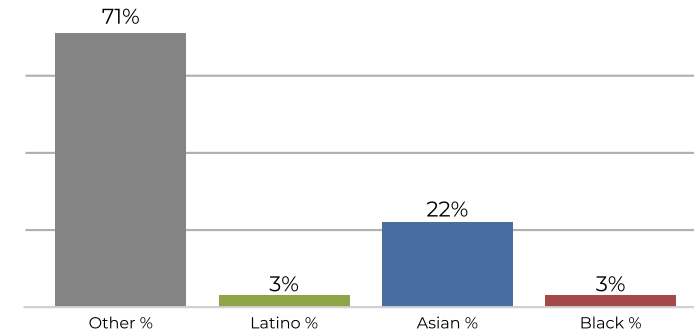
**Citizen Voting Age Population**



205

Population	Deviation	Deviation %	Other	Other %	Latino	Latino %	Asian	Asian %	Black	Black %
6,373	59	0.9%	3,902	61.2%	306	4.8%	2,141	33.6%	24	0.4%
Total CVAP	Other CVAP	Other CVAP %	Latino CVAP	Latino CVAP %	Asian CVAP	Asian CVAP %	Black CVAP	Black CVAP %		
3,679	2,591	70.4%	81	2.2%	1,004	27.3%	3	0.1%		

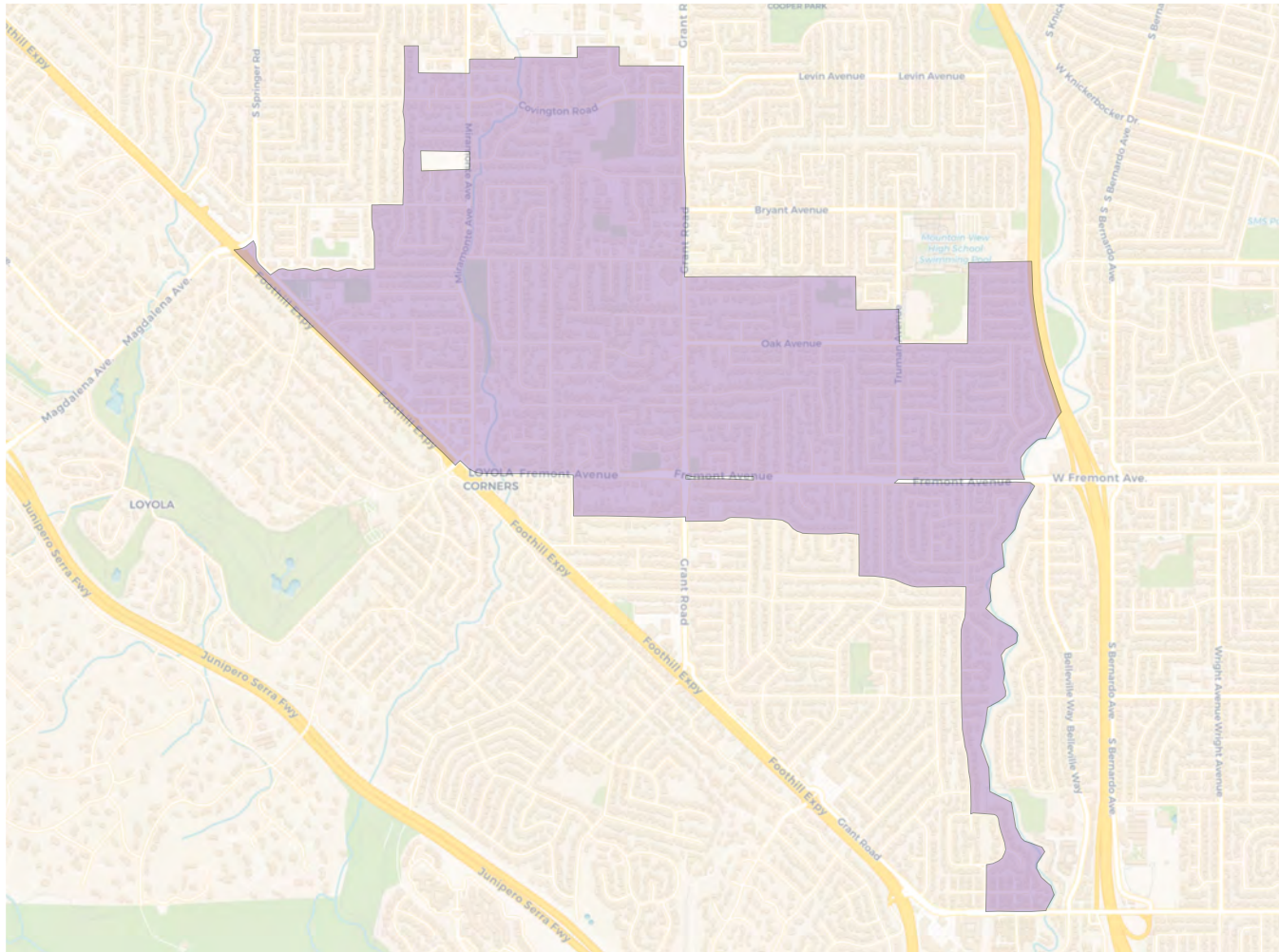


**District 3**

**2020 Census**

**Citizen Voting Age Population**


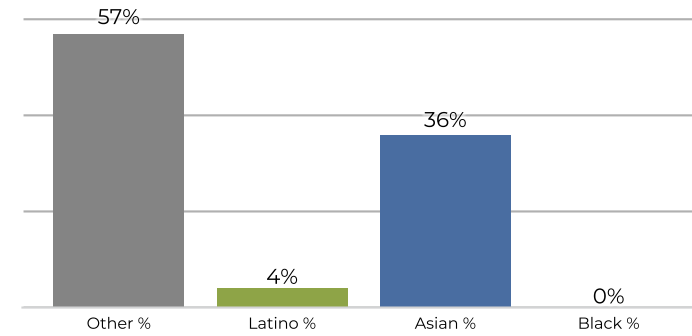
Population	Deviation	Deviation %	Other	Other %	Latino	Latino %	Asian	Asian %	Black	Black %
6,386	72	1.1%	3,946	61.8%	249	3.9%	2,156	33.8%	35	0.5%
<b>Total CVAP</b>	<b>Other CVAP</b>	<b>Other CVAP %</b>	<b>Latino CVAP</b>	<b>Latino CVAP %</b>	<b>Asian CVAP</b>	<b>Asian CVAP %</b>	<b>Black CVAP</b>	<b>Black CVAP %</b>		
4,251	3,037	71.4%	140	3.3%	935	22.0%	139	3.3%		



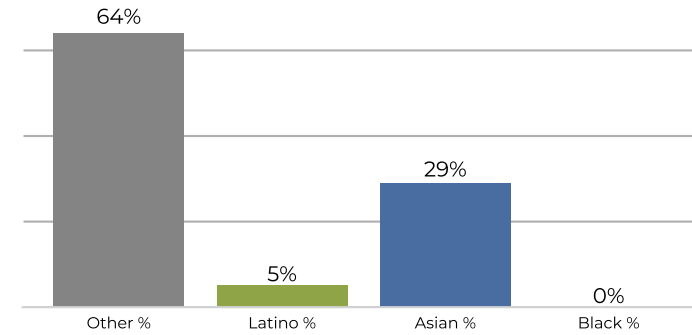
**District 4**



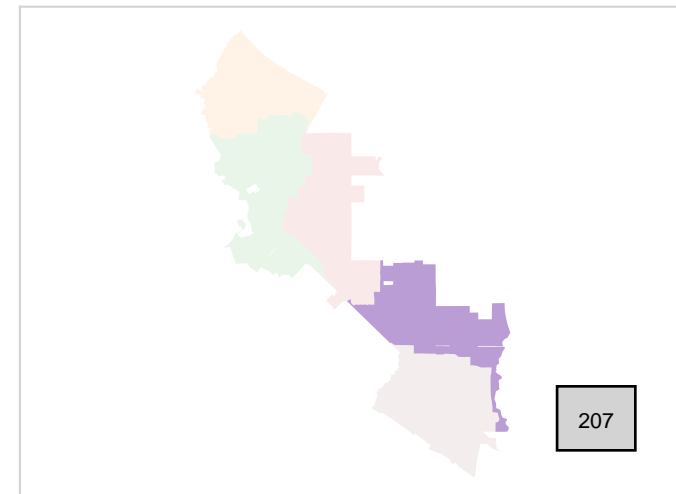
**2020 Census**



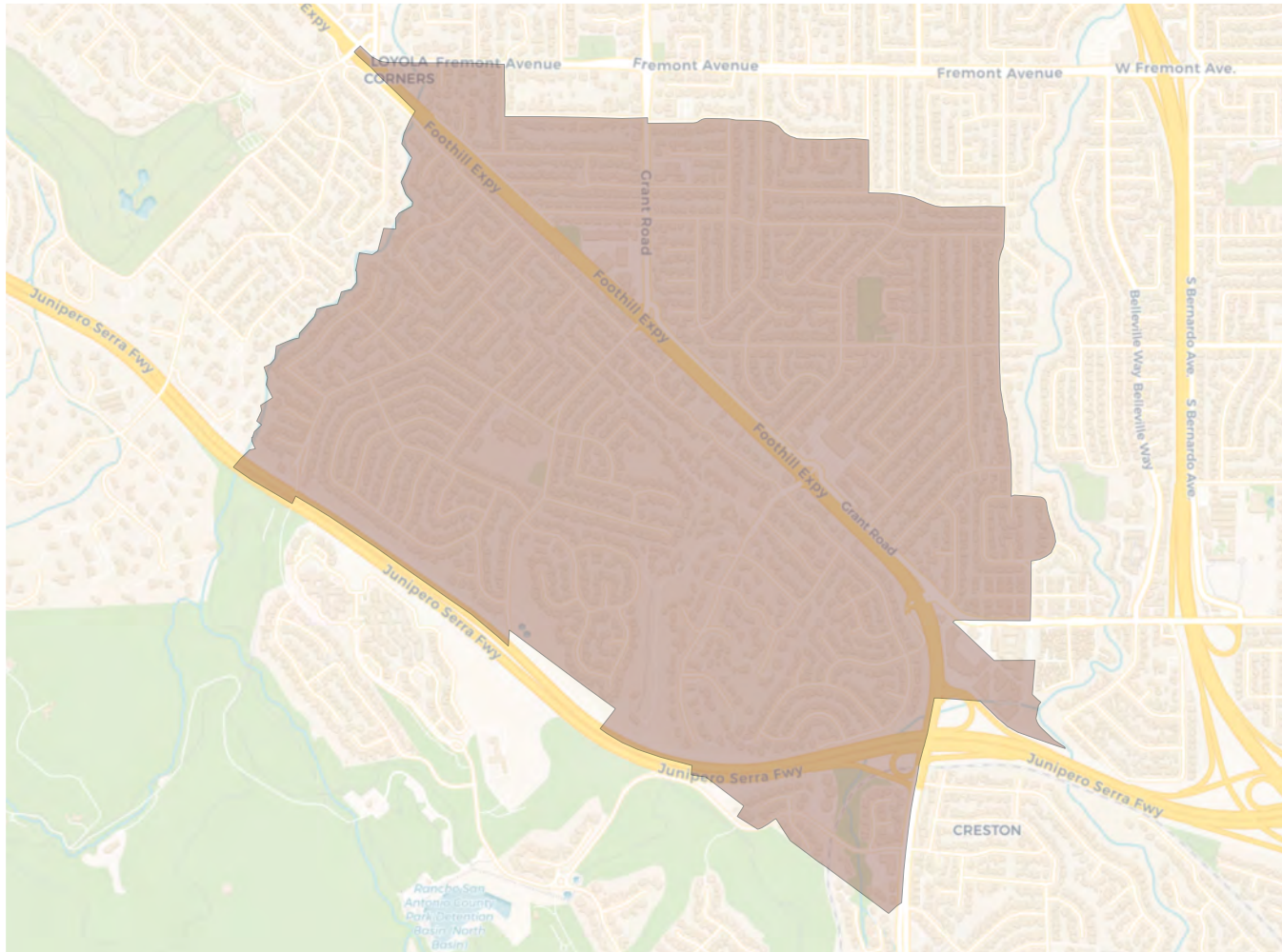
**Citizen Voting Age Population**



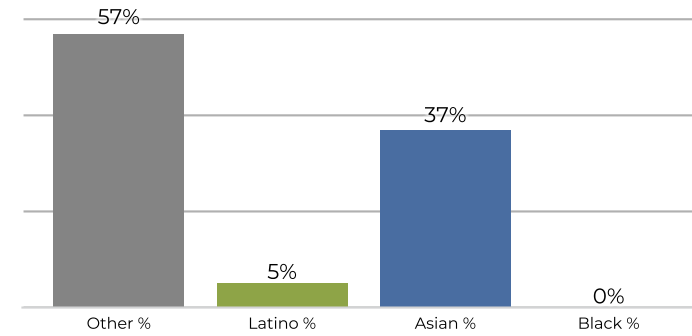
Population	Deviation	Deviation %	Other	Other %	Latino	Latino %	Asian	Asian %	Black	Black %
6,302	-12	-0.2%	3,644	57.8%	308	4.9%	2,308	36.6%	42	0.7%
Total CVAP	Other CVAP	Other CVAP %	Latino CVAP	Latino CVAP %	Asian CVAP	Asian CVAP %	Black CVAP	Black CVAP %		
4,622	2,975	64.4%	245	5.3%	1,378	29.8%	24	0.5%		



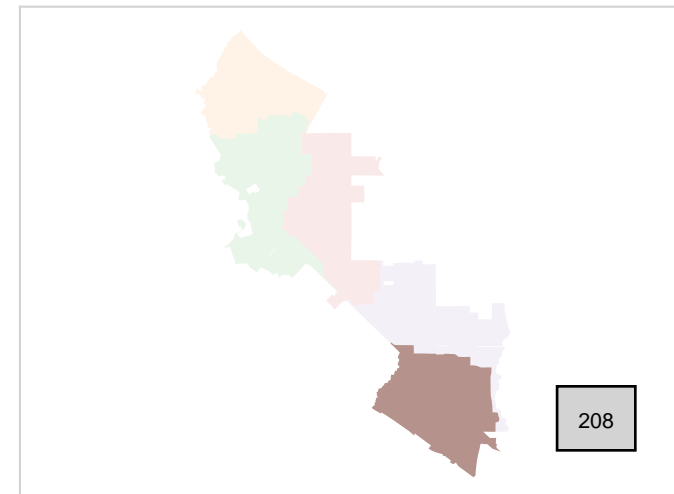
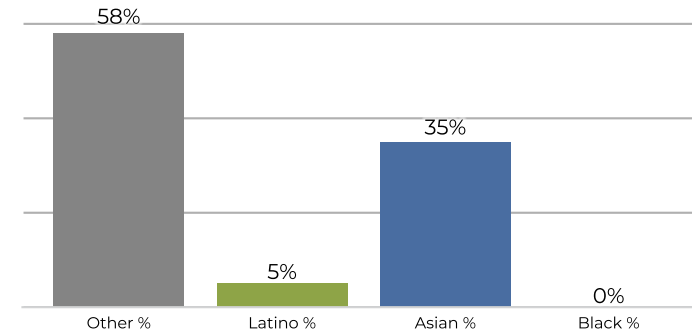
**District 5**



**2020 Census**

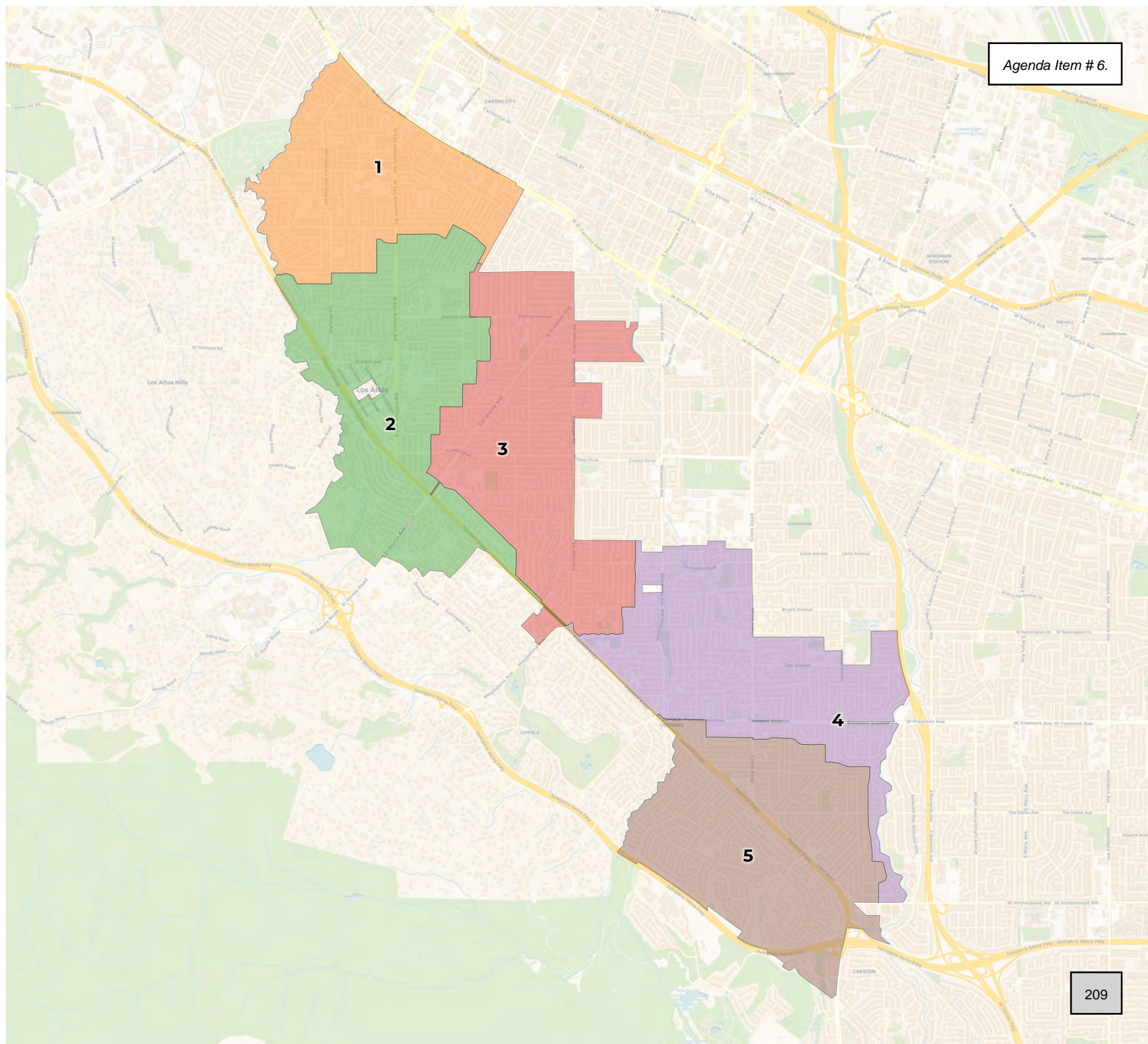


**Citizen Voting Age Population**



Population	Deviation	Deviation %	Other	Other %	Latino	Latino %	Asian	Asian %	Black	Black %
6,142	-172	-2.7%	3,512	57.2%	330	5.4%	2,270	37.0%	30	0.5%
Total CVAP	Other CVAP	Other CVAP %	Latino CVAP	Latino CVAP %	Asian CVAP	Asian CVAP %	Black CVAP	Black CVAP %		
3,814	2,247	58.9%	197	5.2%	1,355	35.5%	15	0.4%		





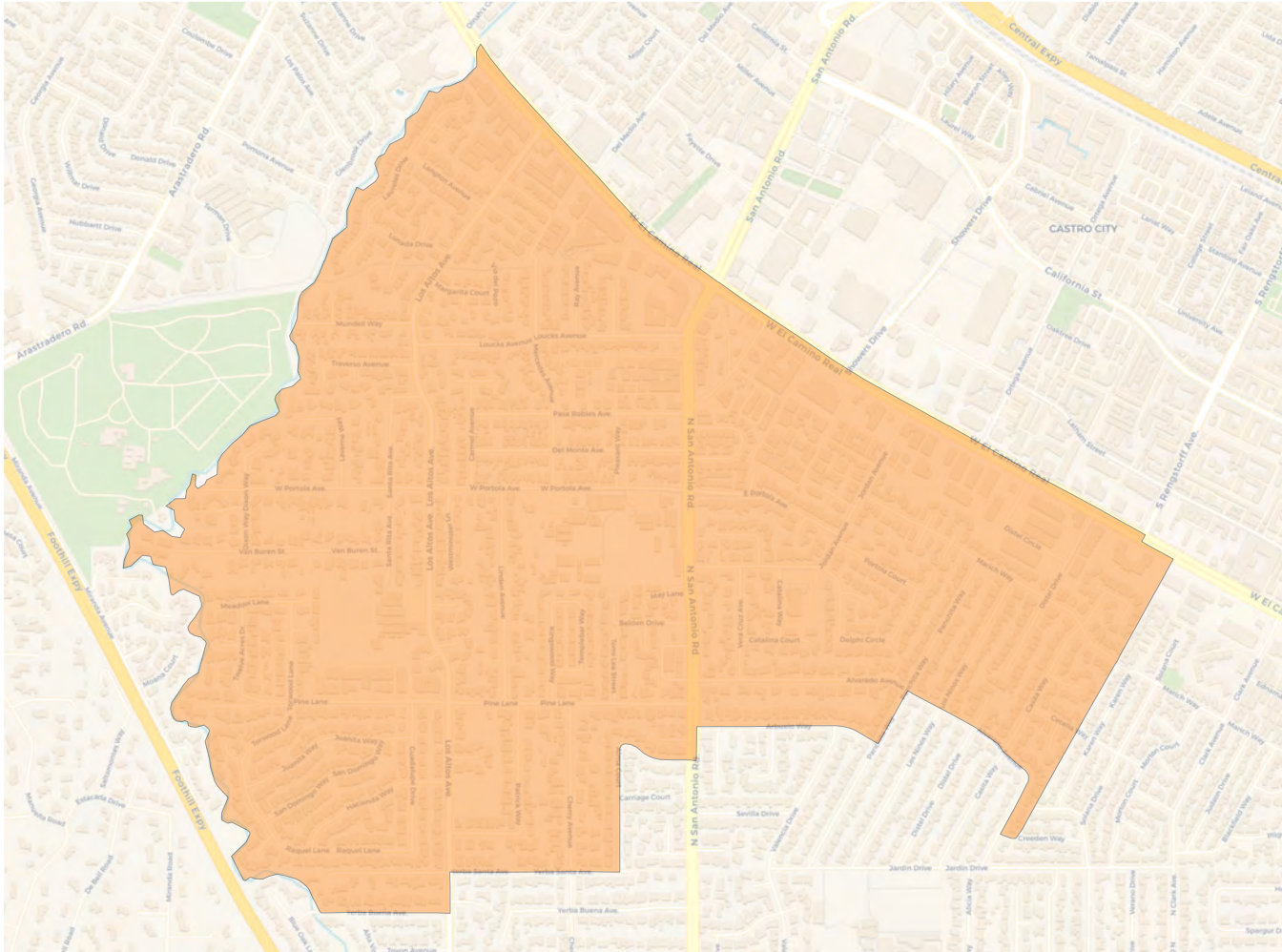
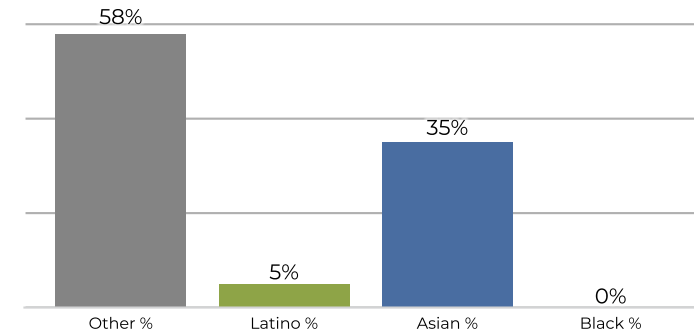
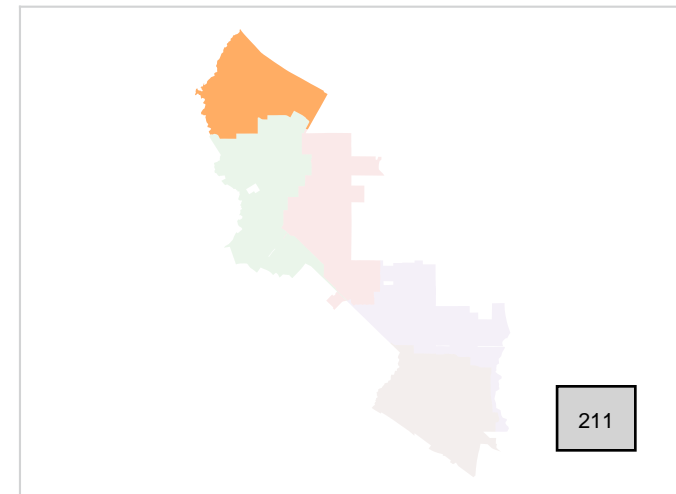
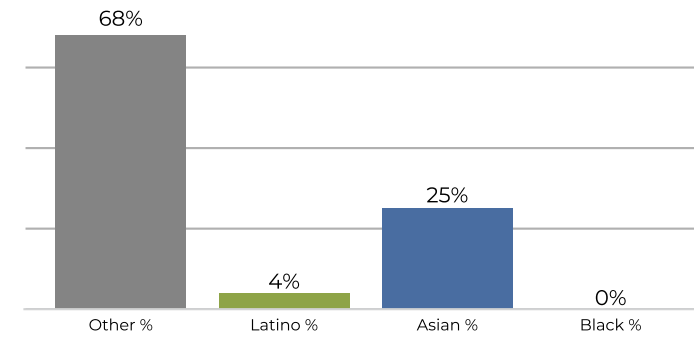


**2020 Census**

	1	2	3	4	5
Population	6,369	6,465	6,386	6,302	6,142
Deviation	36	132	53	-31	-191
Deviation %	0.6%	2.1%	0.8%	-0.5%	-3.0%
Other	3,703	3,977	3,946	3,644	3,512
Other %	58.1%	61.5%	61.8%	57.8%	57.2%
Latino	345	321	249	308	330
Latino %	5.4%	5.0%	3.9%	4.9%	5.4%
Asian	2,268	2,143	2,156	2,308	2,270
Asian %	35.6%	33.1%	33.8%	36.6%	37.0%
Black	53	24	35	42	30
Black %	0.8%	0.4%	0.5%	0.7%	0.5%

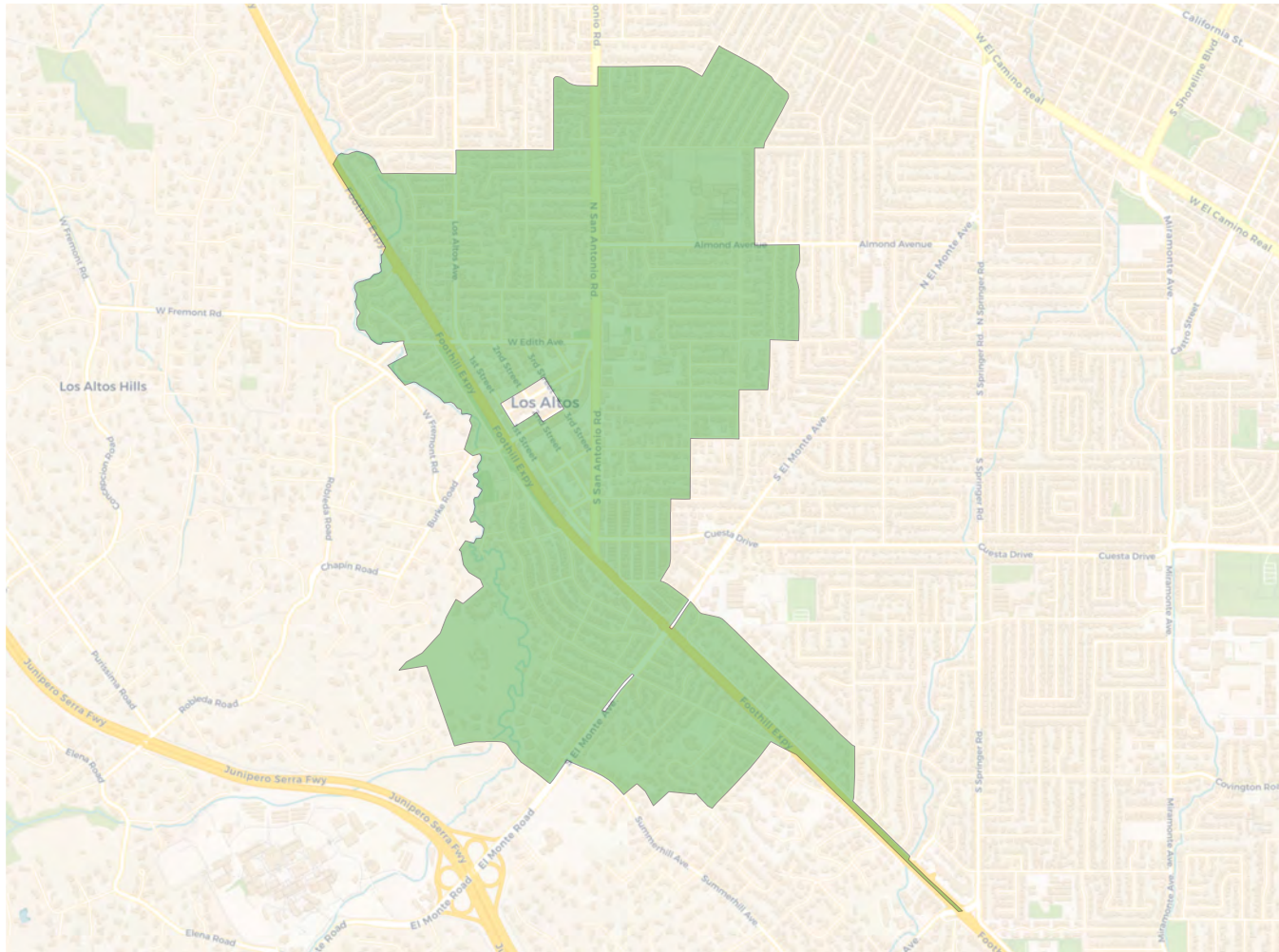
**Citizen Voting Age Population (CVAP)**

	1	2	3	4	5
Total CVAP	3,648	3,733	4,251	4,622	3,814
Other CVAP	2,514	2,642	3,037	2,975	2,247
Other CVAP %	68.9%	70.8%	71.4%	64.4%	58.9%
Latino CVAP	175	81	140	245	197
Latino CVAP %	4.8%	2.2%	3.3%	5.3%	5.2%
Asian CVAP	935	1,007	935	1,378	1,355
Asian CVAP %	25.6%	27.0%	22.0%	29.8%	35.5%
Black CVAP	24	3	139	24	210
Black CVAP %	0.7%	0.1%	3.3%	0.5%	0.4%

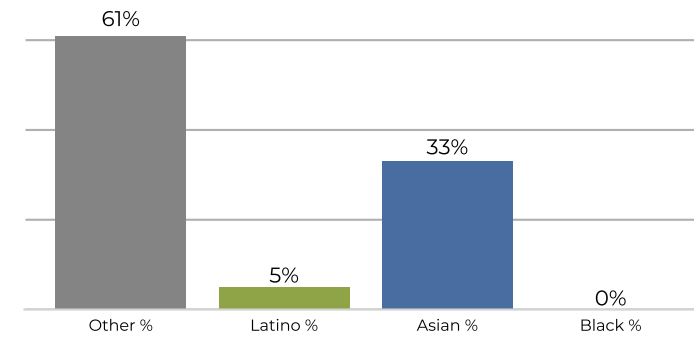
**District 1**

**2020 Census**

**Citizen Voting Age Population**


Population	Deviation	Deviation %	Other	Other %	Latino	Latino %	Asian	Asian %	Black	Black %
6,369	36	0.6%	3,703	58.1%	345	5.4%	2,268	35.6%	53	0.8%
Total CVAP	Other CVAP	Other CVAP %	Latino CVAP	Latino CVAP %	Asian CVAP	Asian CVAP %	Black CVAP	Black CVAP %		
3,648	2,514	68.9%	175	4.8%	935	25.6%	24	0.7%		

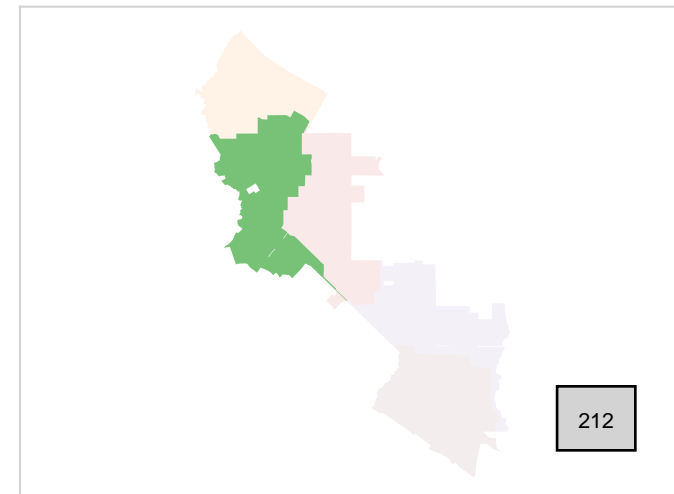
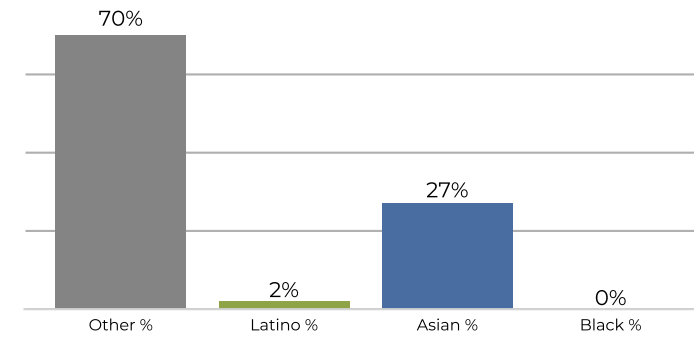
**District 2**



**2020 Census**

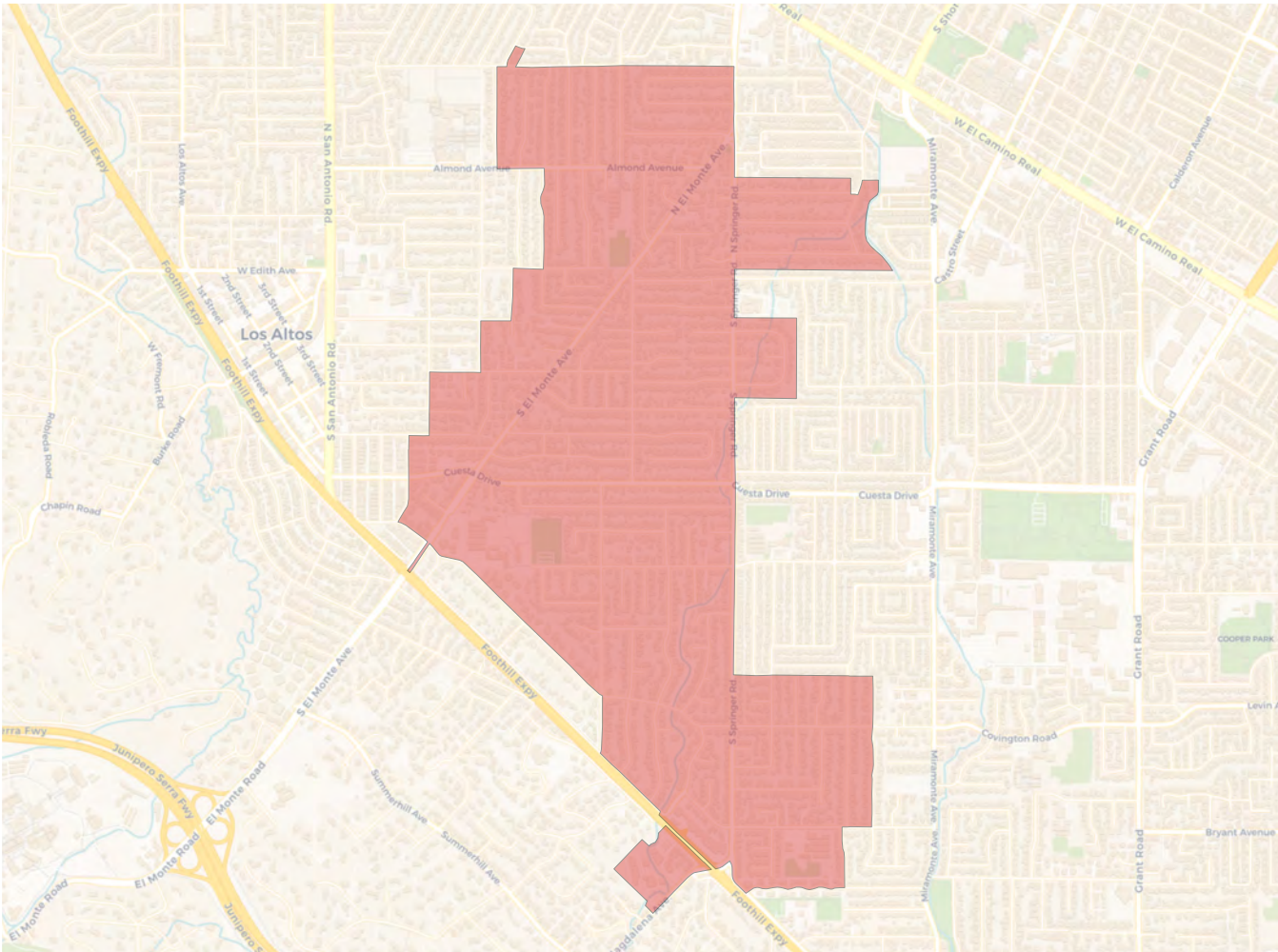
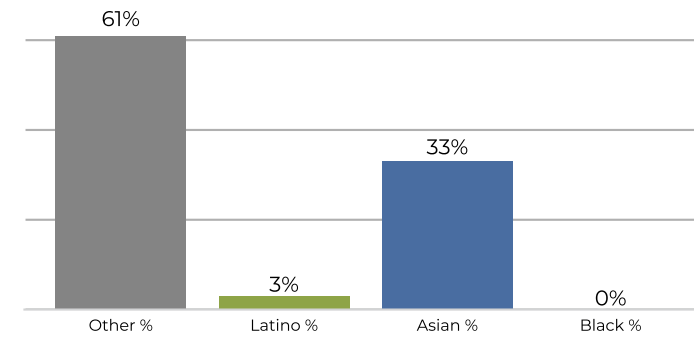
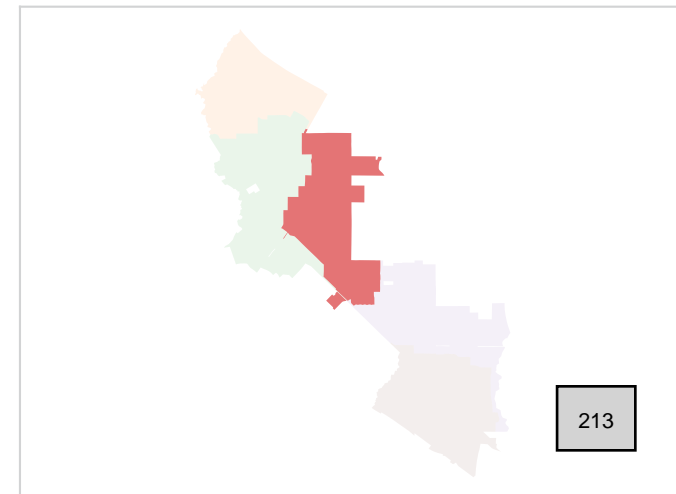
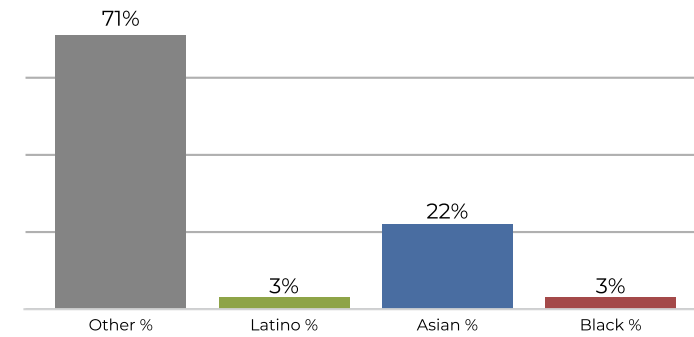


**Citizen Voting Age Population**



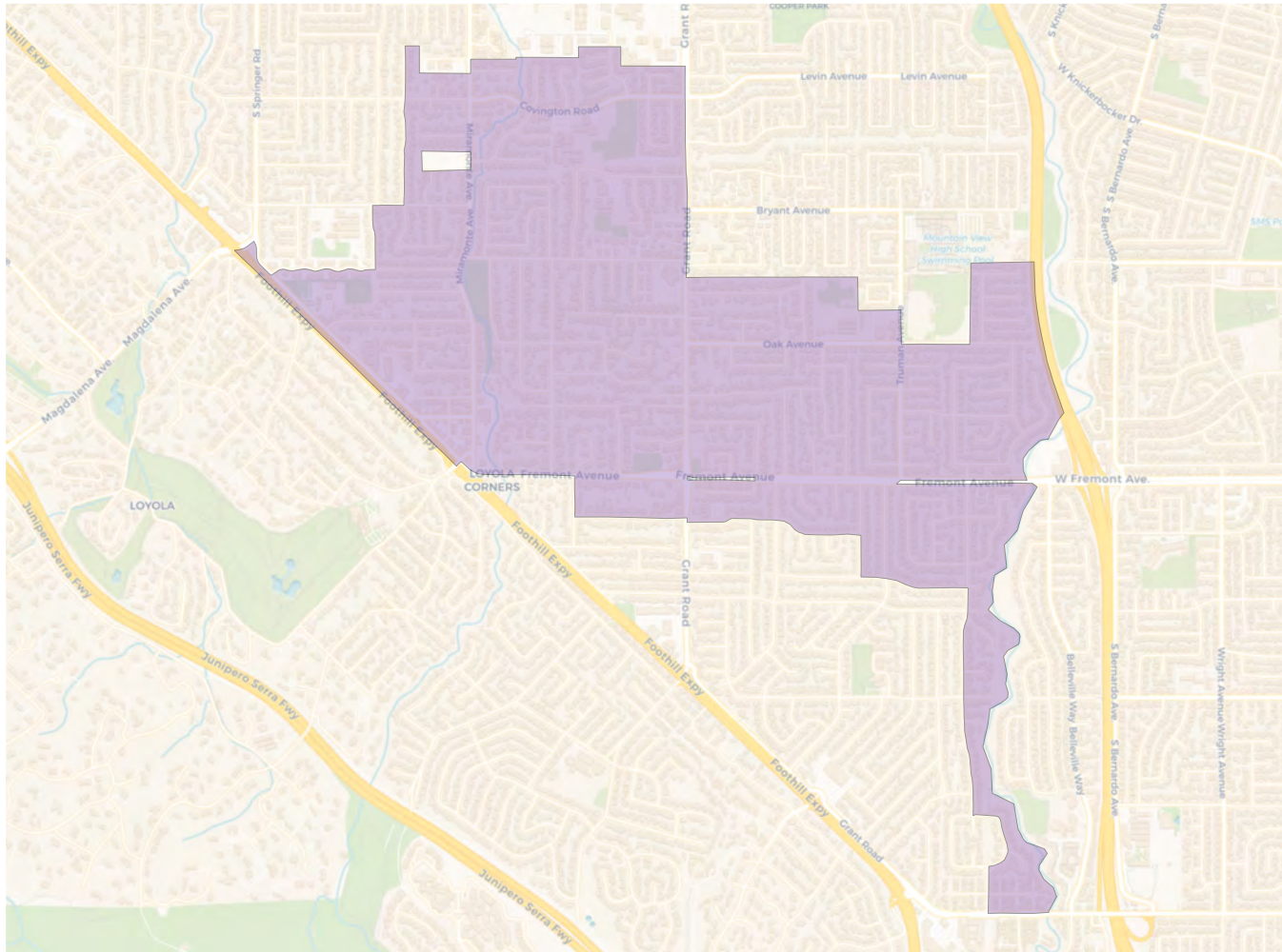
Population	Deviation	Deviation %	Other	Other %	Latino	Latino %	Asian	Asian %	Black	Black %
6,465	132	2.1%	3,977	61.5%	321	5.0%	2,143	33.1%	24	0.4%
Total CVAP	Other CVAP	Other CVAP %	Latino CVAP	Latino CVAP %	Asian CVAP	Asian CVAP %	Black CVAP	Black CVAP %		
3,733	2,642	70.8%	81	2.2%	1,007	27.0%	3	0.1%		



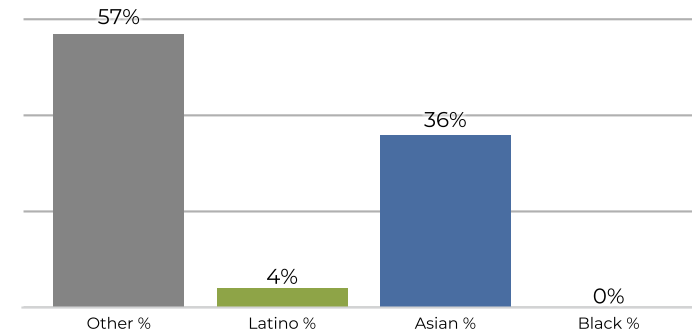
**District 3**

**2020 Census**

**Citizen Voting Age Population**


Population	Deviation	Deviation %	Other	Other %	Latino	Latino %	Asian	Asian %	Black	Black %
6,386	53	0.8%	3,946	61.8%	249	3.9%	2,156	33.8%	35	0.5%
Total CVAP	Other CVAP	Other CVAP %	Latino CVAP	Latino CVAP %	Asian CVAP	Asian CVAP %	Black CVAP	Black CVAP %		
4,251	3,037	71.4%	140	3.3%	935	22.0%	139	3.3%		

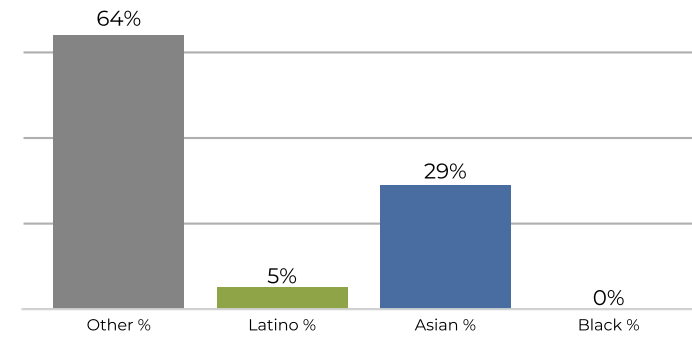
**District 4**



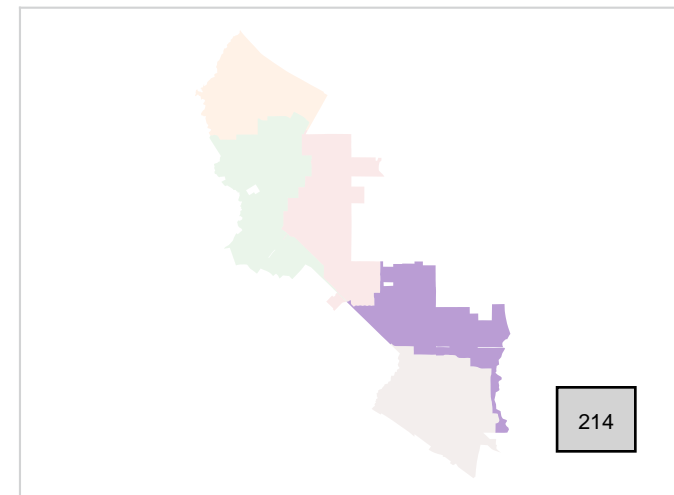
**2020 Census**



**Citizen Voting Age Population**

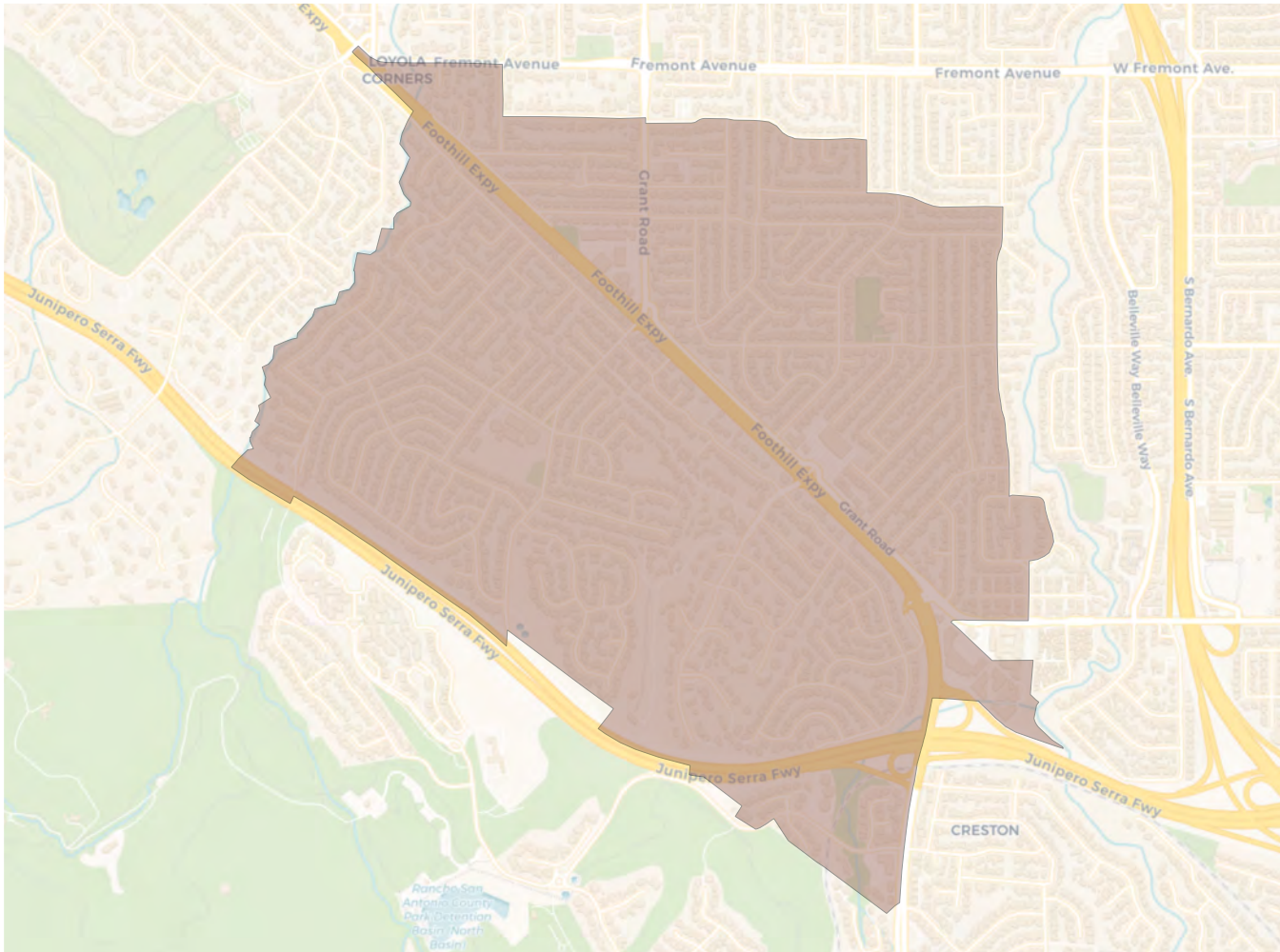


Population	Deviation	Deviation %	Other	Other %	Latino	Latino %	Asian	Asian %	Black	Black %
6,302	-31	-0.5%	3,644	57.8%	308	4.9%	2,308	36.6%	42	0.7%
Total CVAP	Other CVAP	Other CVAP %	Latino CVAP	Latino CVAP %	Asian CVAP	Asian CVAP %	Black CVAP	Black CVAP %		
4,622	2,975	64.4%	245	5.3%	1,378	29.8%	24	0.5%		

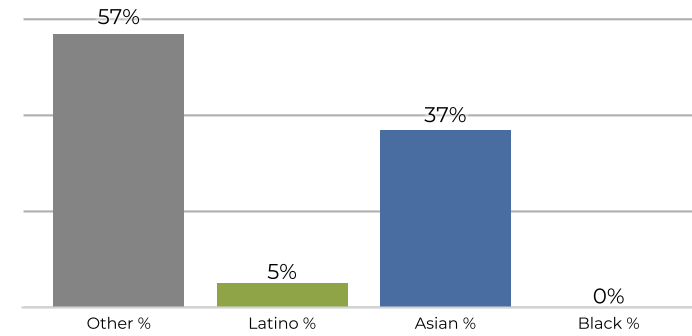




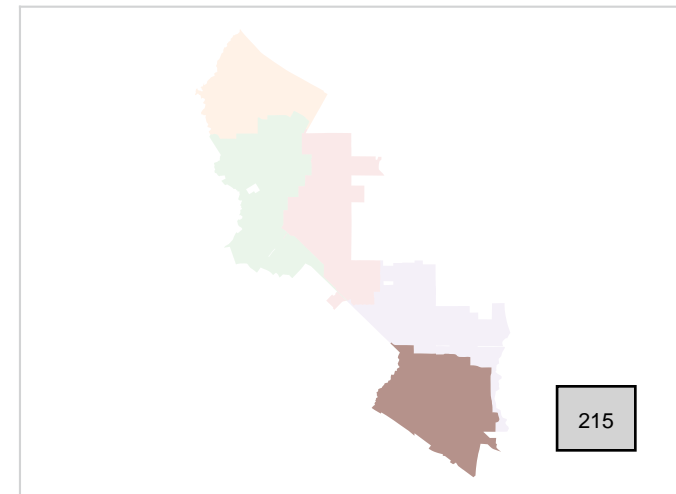
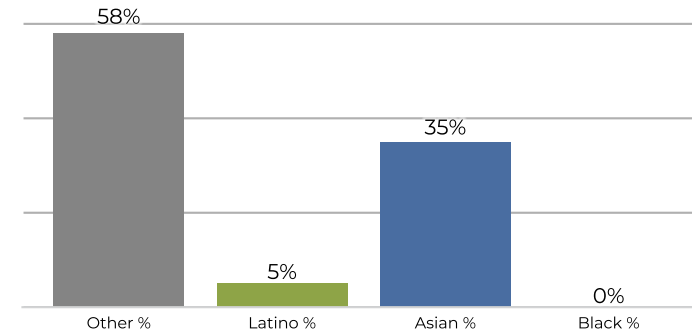
**District 5**



**2020 Census**

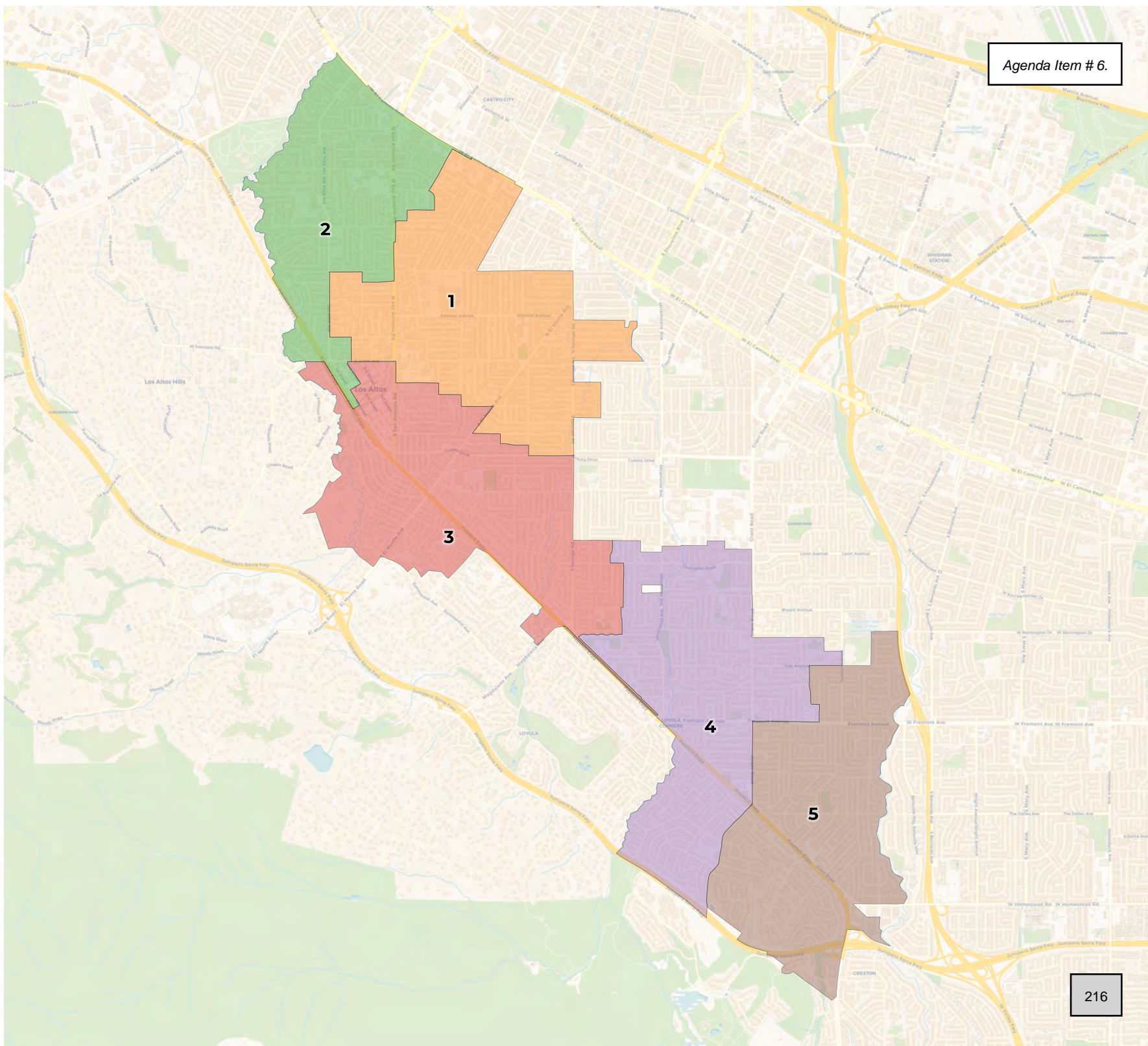


**Citizen Voting Age Population**



Population	Deviation	Deviation %	Other	Other %	Latino	Latino %	Asian	Asian %	Black	Black %
6,142	-191	-3.0%	3,512	57.2%	330	5.4%	2,270	37.0%	30	0.5%
Total CVAP	Other CVAP	Other CVAP %	Latino CVAP	Latino CVAP %	Asian CVAP	Asian CVAP %	Black CVAP	Black CVAP %		
3,814	2,247	58.9%	197	5.2%	1,355	35.5%	15	0.4%		





**2020 Census**

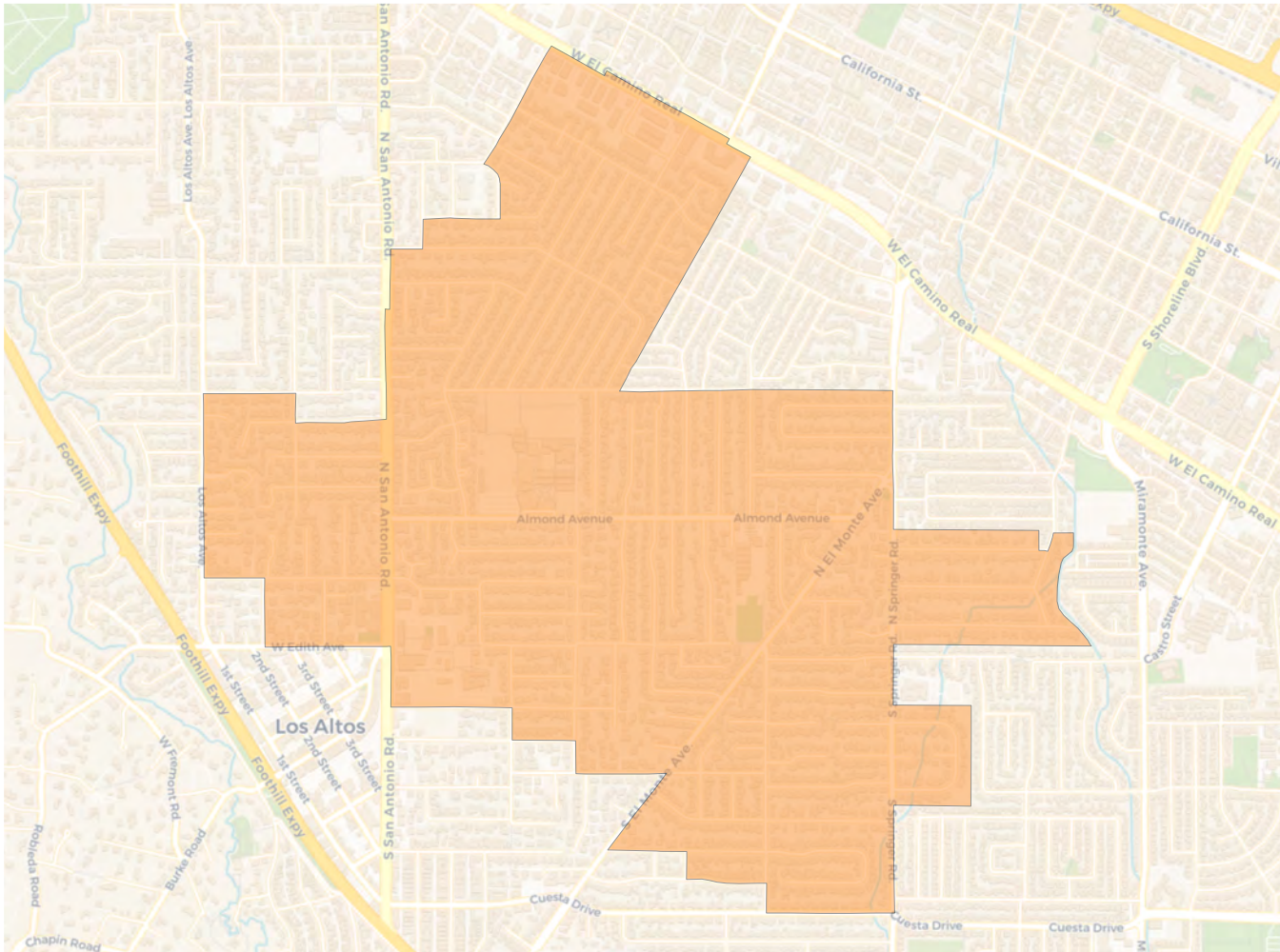
	1	2	3	4	5
Population	6,336	6,337	6,353	6,298	6,344
Deviation	2	3	19	-36	10
Deviation %	0.0%	0.0%	0.3%	-0.6%	0.2%
Other	3,834	3,730	3,928	3,709	3,583
Other %	60.5%	58.9%	61.8%	58.9%	56.5%
Latino	250	362	296	315	330
Latino %	3.9%	5.7%	4.7%	5.0%	5.2%
Asian	2,222	2,189	2,103	2,247	2,386
Asian %	35.1%	34.5%	33.1%	35.7%	37.6%
Black	30	56	26	27	45
Black %	0.5%	0.9%	0.4%	0.4%	0.7%

**Citizen Voting Age Population (CVAP)**

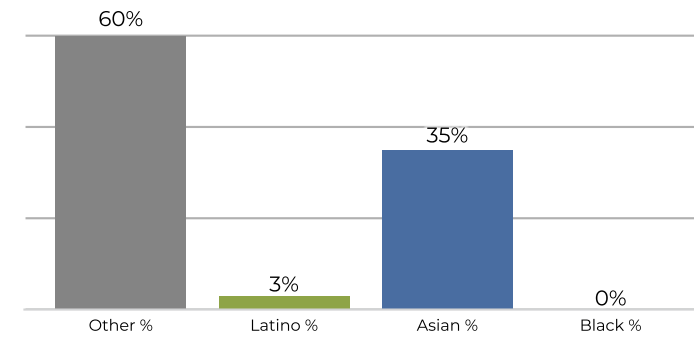
	1	2	3	4	5
Total CVAP	4,168	3,250	4,126	4,335	4,202
Other CVAP	2,860	2,320	2,938	2,562	2,744
Other CVAP %	68.6%	71.4%	71.2%	59.1%	65.3%
Latino CVAP	131	111	154	190	252
Latino CVAP %	3.1%	3.4%	3.7%	4.4%	6.0%
Asian CVAP	1,144	811	909	1,567	1,183
Asian CVAP %	27.4%	25.0%	22.0%	36.1%	28.2%
Black CVAP	33	8	125	16	217
Black CVAP %	0.8%	0.2%	3.0%	0.4%	0.5%



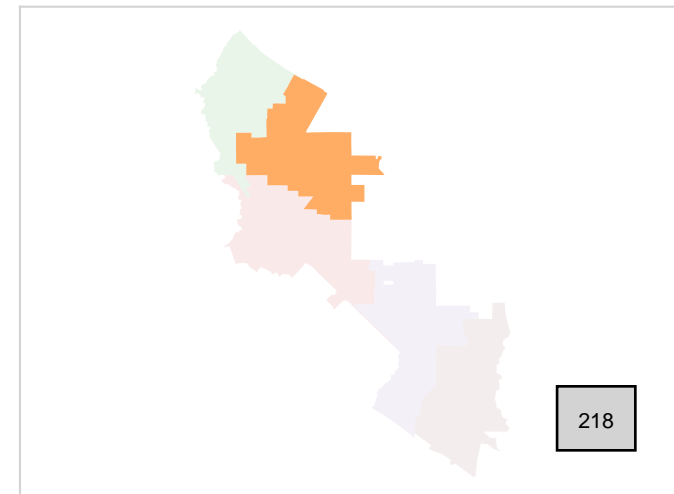
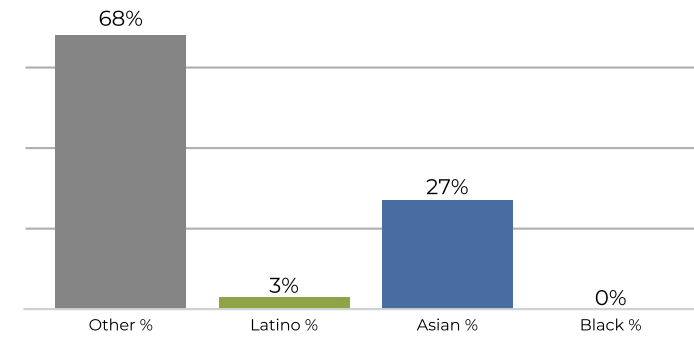
**District 1**



**2020 Census**



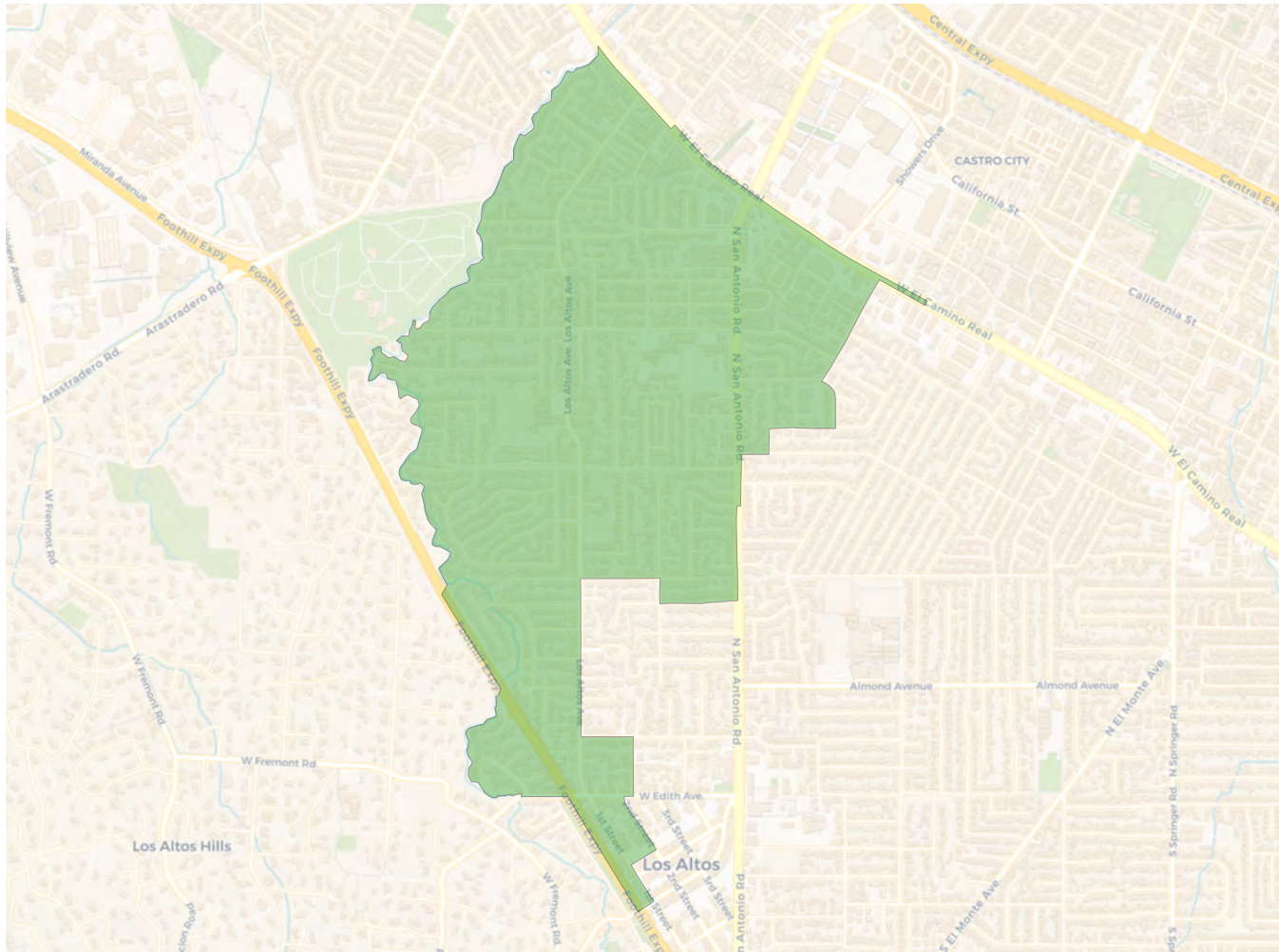
**Citizen Voting Age Population**



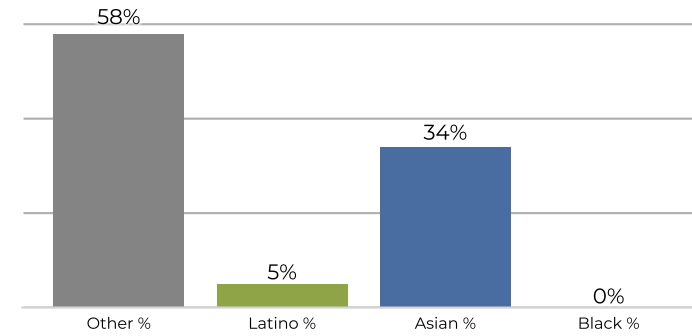
Population	Deviation	Deviation %	Other	Other %	Latino	Latino %	Asian	Asian %	Black	Black %
6,336	2	0.0%	3,834	60.5%	250	3.9%	2,222	35.1%	30	0.5%
Total CVAP	Other CVAP	Other CVAP %	Latino CVAP	Latino CVAP %	Asian CVAP	Asian CVAP %	Black CVAP	Black CVAP %		
4,168	2,860	68.6%	131	3.1%	1,144	27.4%	33	0.8%		



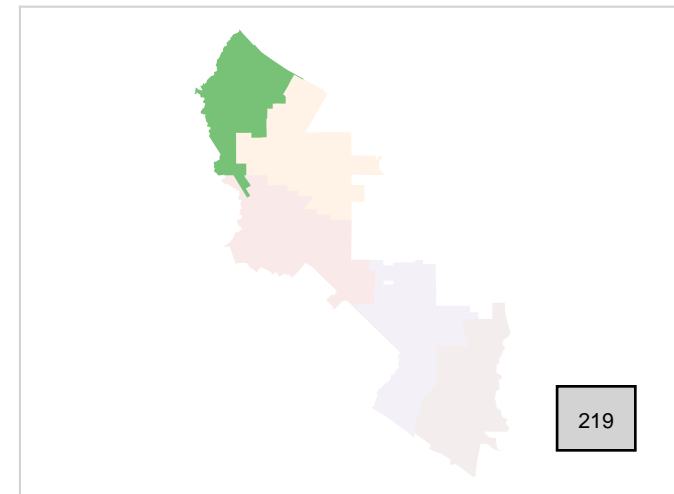
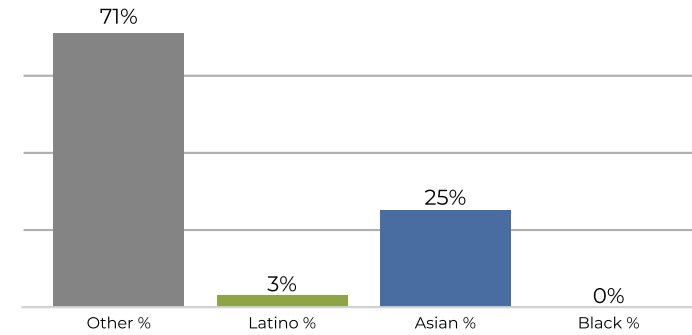
**District 2**



**2020 Census**

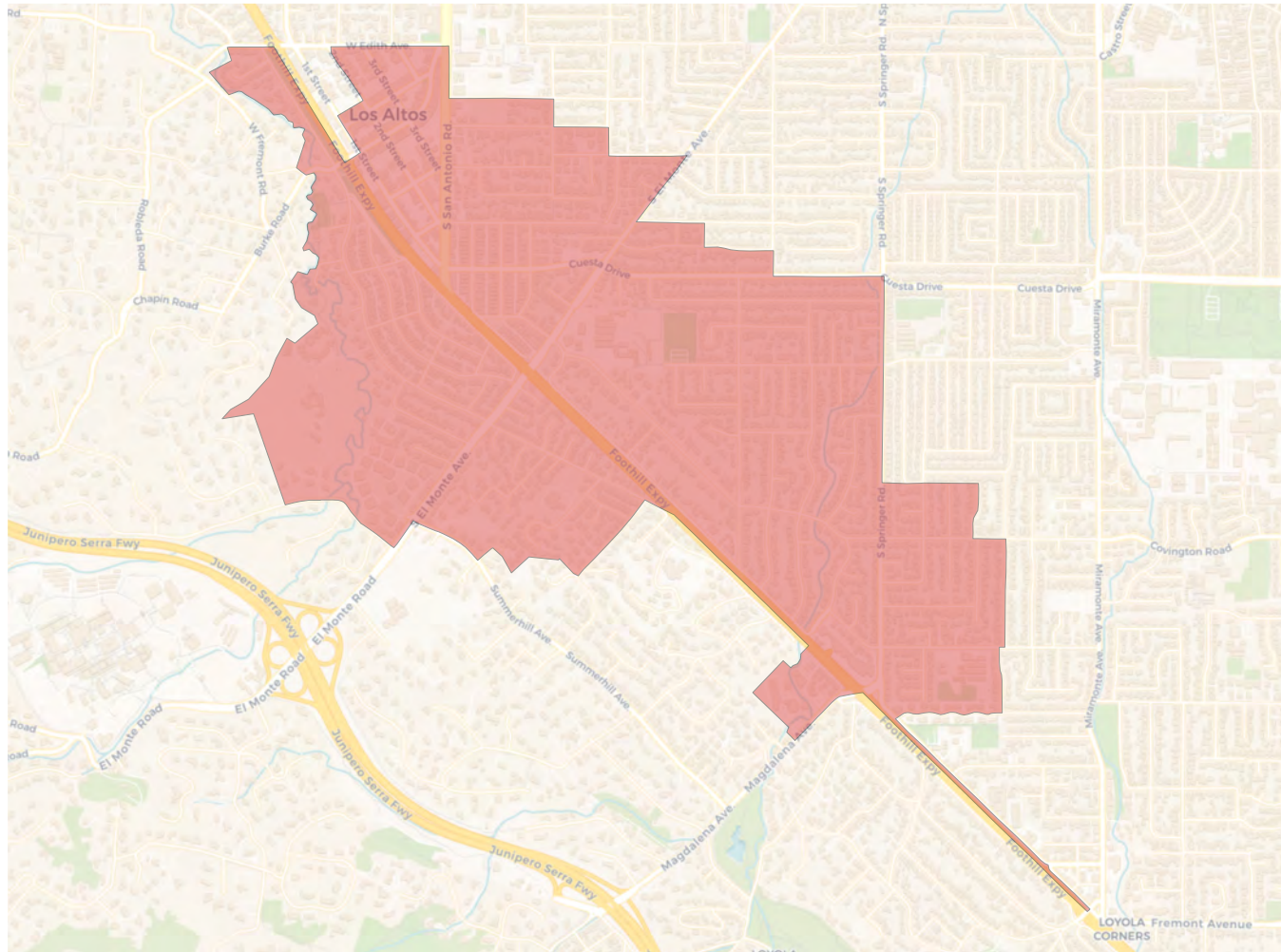


**Citizen Voting Age Population**

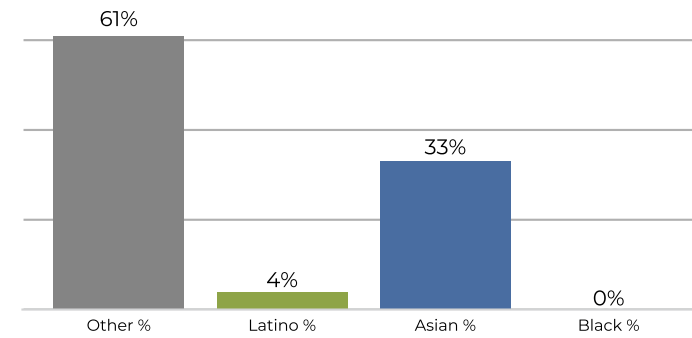


Population	Deviation	Deviation %	Other	Other %	Latino	Latino %	Asian	Asian %	Black	Black %
6,337	3	0.0%	3,730	58.9%	362	5.7%	2,189	34.5%	56	0.9%
Total CVAP	Other CVAP	Other CVAP %	Latino CVAP	Latino CVAP %	Asian CVAP	Asian CVAP %	Black CVAP	Black CVAP %		
3,250	2,320	71.4%	111	3.4%	811	25.0%	8	0.2%		

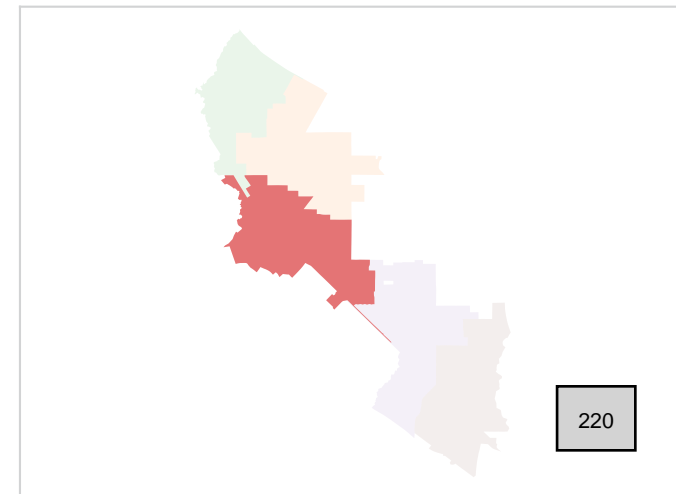
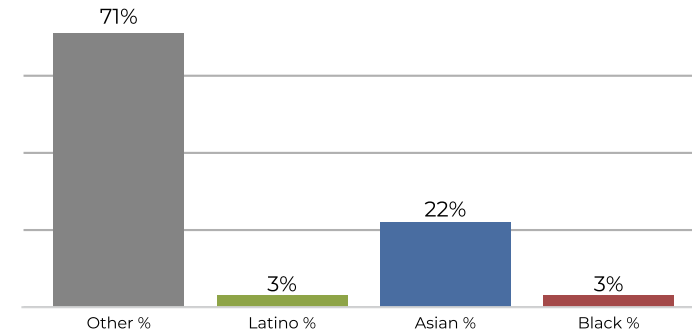
**District 3**



**2020 Census**



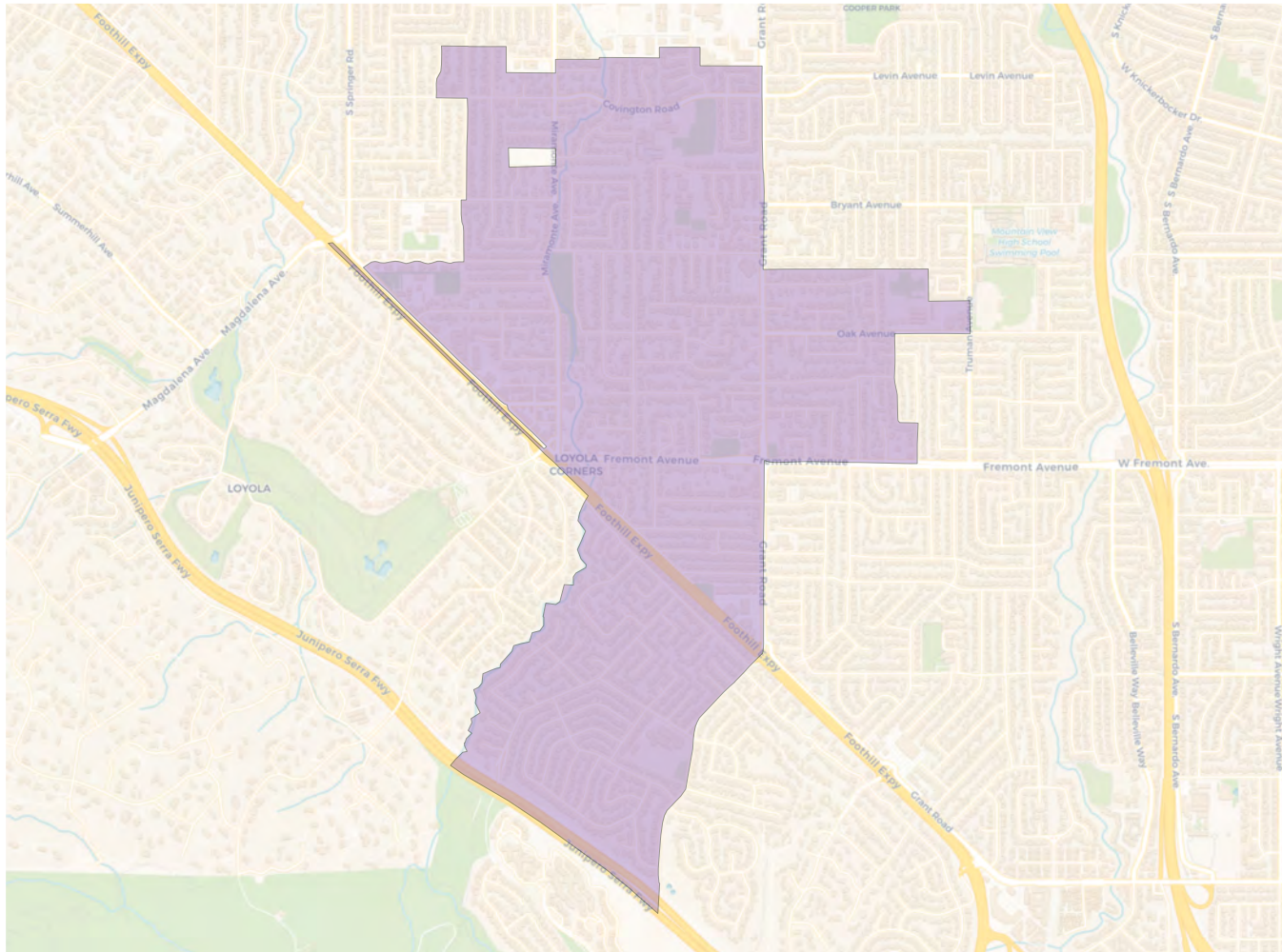
**Citizen Voting Age Population**



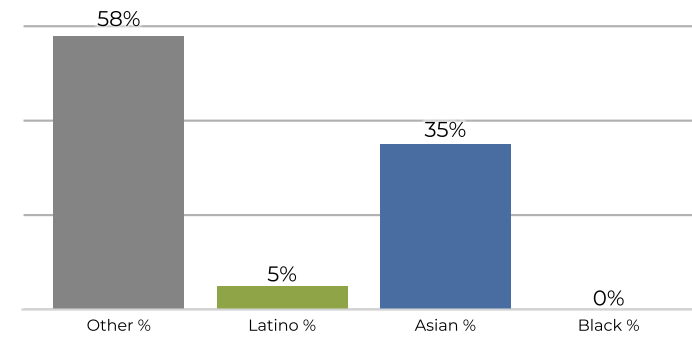
Population	Deviation	Deviation %	Other	Other %	Latino	Latino %	Asian	Asian %	Black	Black %
6,353	19	0.3%	3,928	61.8%	296	4.7%	2,103	33.1%	26	0.4%
Total CVAP	Other CVAP	Other CVAP %	Latino CVAP	Latino CVAP %	Asian CVAP	Asian CVAP %	Black CVAP	Black CVAP %		
4,126	2,938	71.2%	154	3.7%	909	22.0%	125	3.0%		



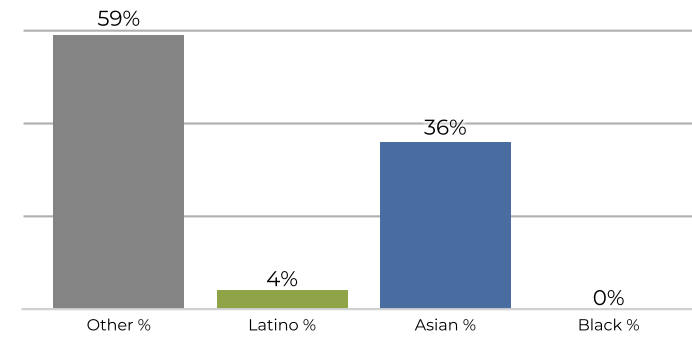
**District 4**



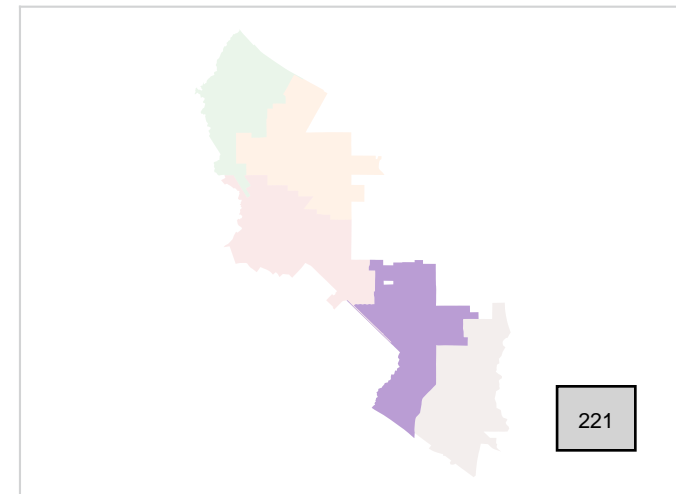
**2020 Census**



**Citizen Voting Age Population**

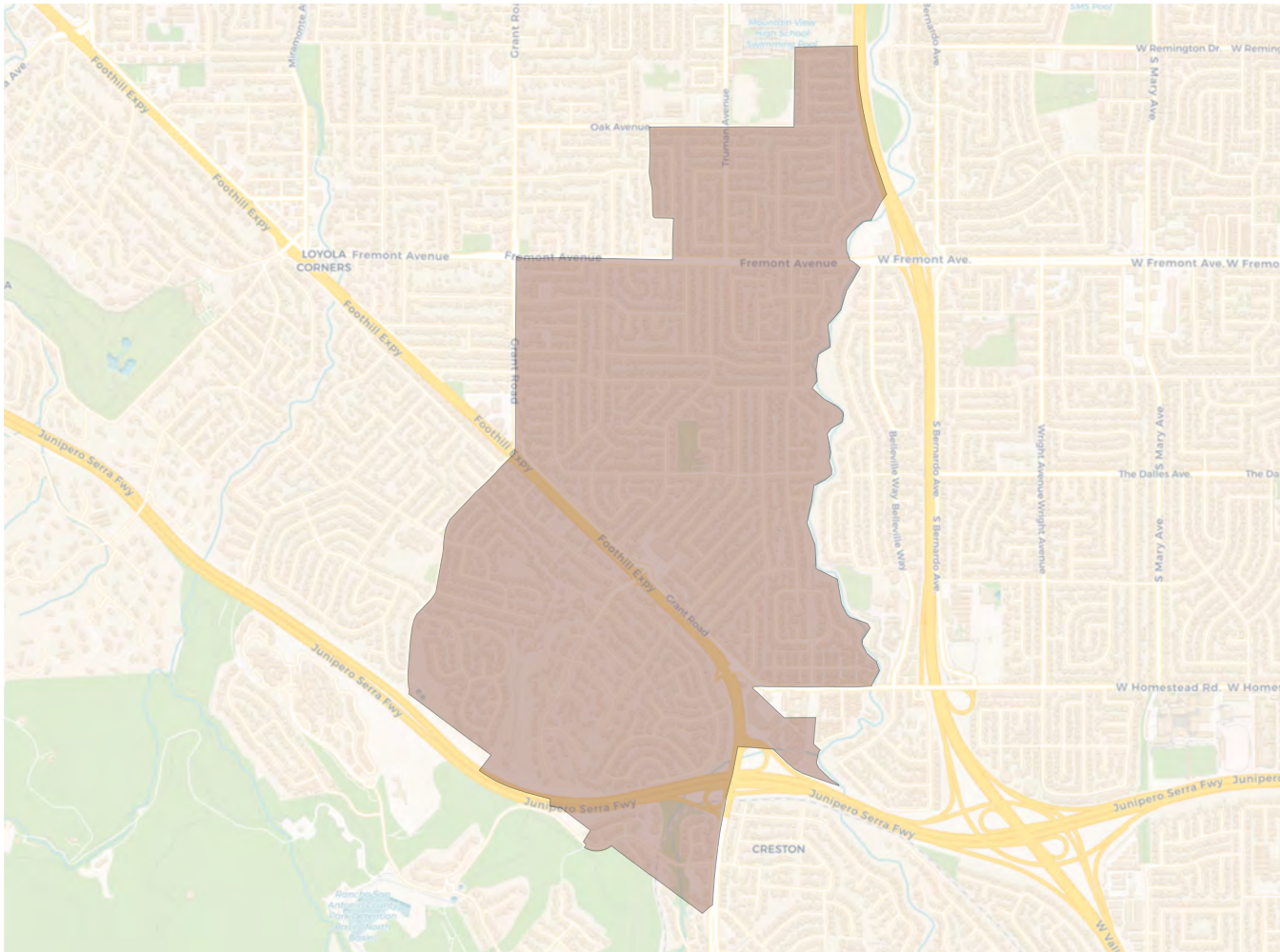


Population	Deviation	Deviation %	Other	Other %	Latino	Latino %	Asian	Asian %	Black	Black %
6,298	-36	-0.6%	3,709	58.9%	315	5.0%	2,247	35.7%	27	0.4%
Total CVAP	Other CVAP	Other CVAP %	Latino CVAP	Latino CVAP %	Asian CVAP	Asian CVAP %	Black CVAP	Black CVAP %		
4,335	2,562	59.1%	190	4.4%	1,567	36.1%	16	0.4%		

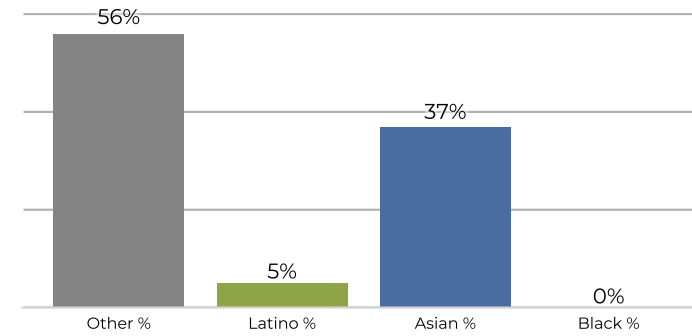




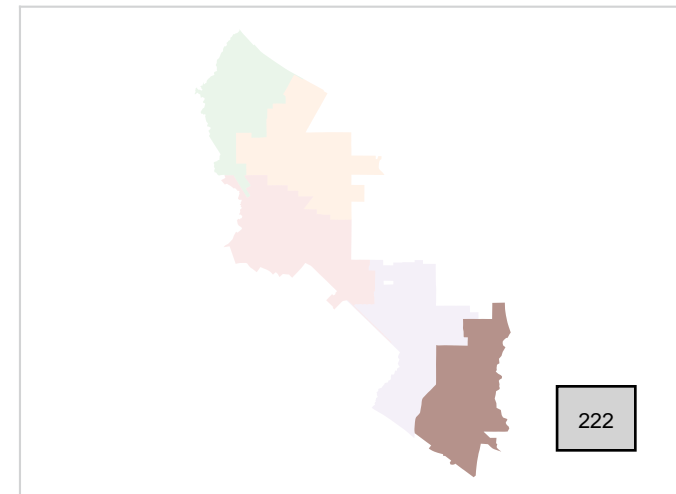
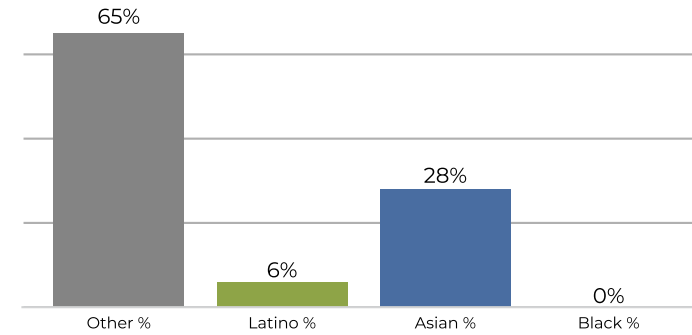
**District 5**



**2020 Census**



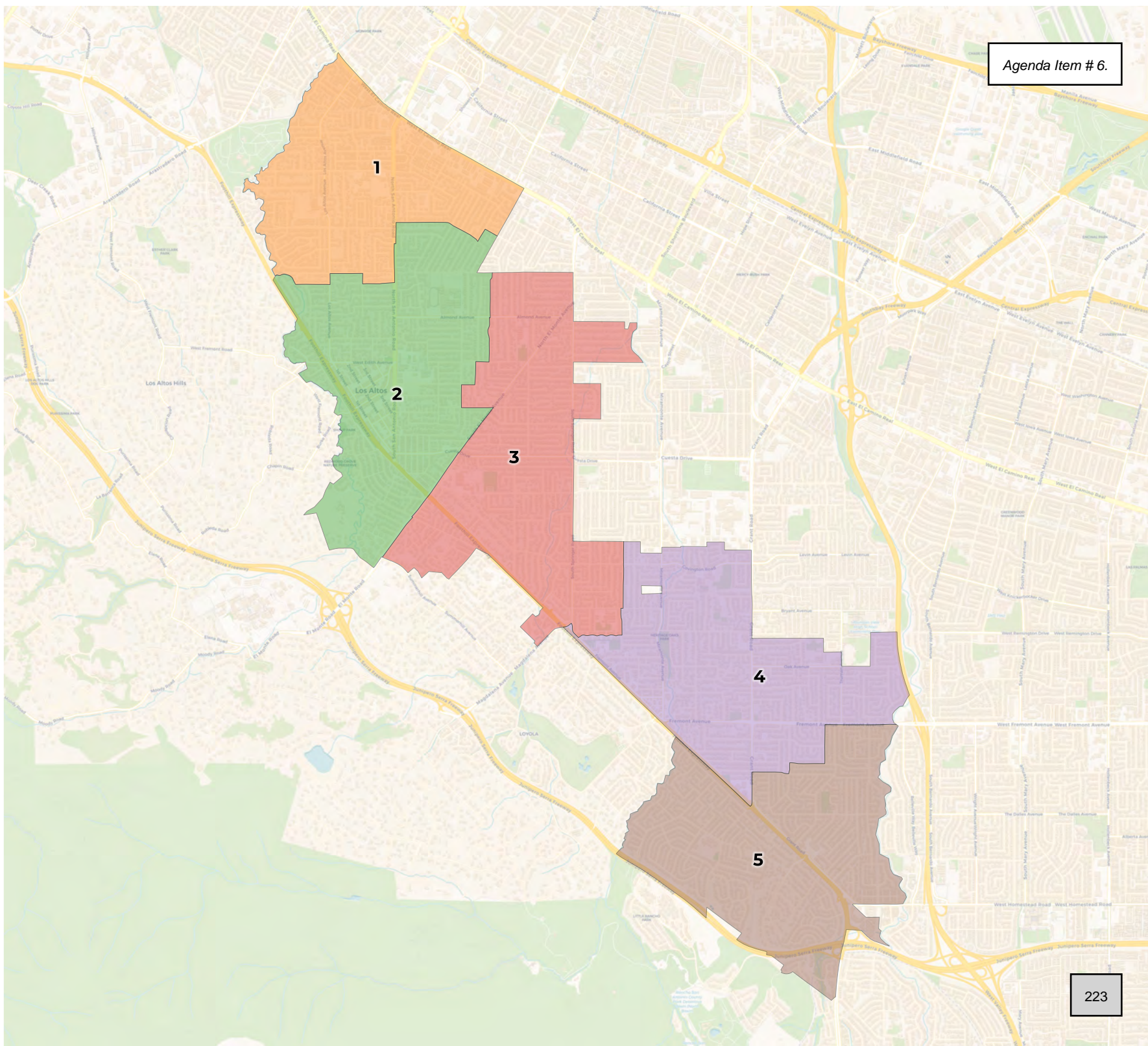
**Citizen Voting Age Population**



222

Population	Deviation	Deviation %	Other	Other %	Latino	Latino %	Asian	Asian %	Black	Black %
6,344	10	0.2%	3,583	56.5%	330	5.2%	2,386	37.6%	45	0.7%
Total CVAP	Other CVAP	Other CVAP %	Latino CVAP	Latino CVAP %	Asian CVAP	Asian CVAP %	Black CVAP	Black CVAP %		
4,202	2,744	65.3%	252	6.0%	1,183	28.2%	23	0.5%		





**2020 Census**

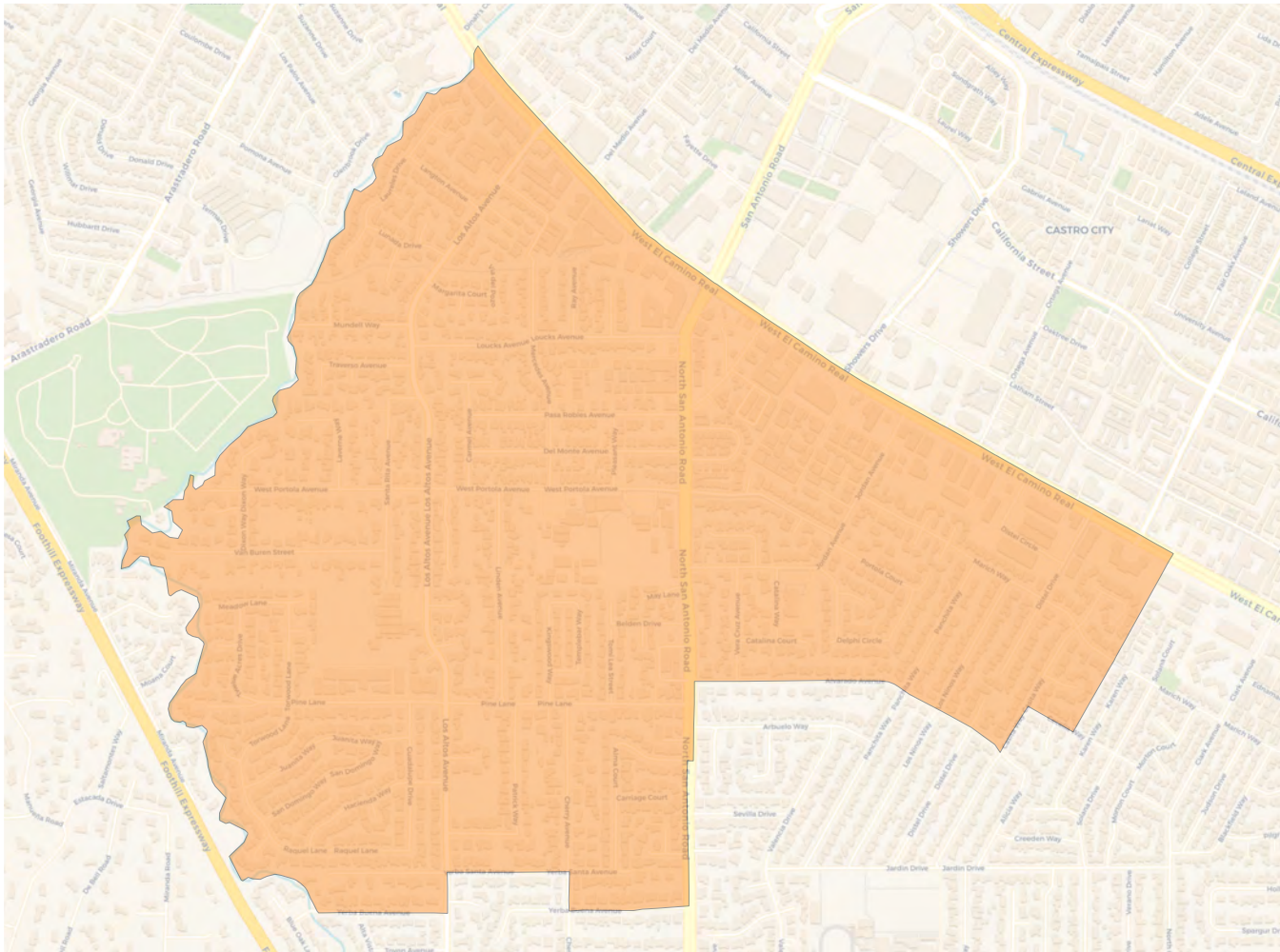
	1	2	3	4	5
Population	6,338	6,450	6,300	6,283	6,297
Deviation	4	116	-34	-51	-37
Deviation %	0.1%	1.8%	-0.5%	-0.8%	-0.6%
Other	3,653	4,040	3,837	3,639	3,615
Other %	57.6%	62.6%	60.9%	57.9%	57.4%
Latino	342	322	250	324	315
Latino %	5.4%	5.0%	4.0%	5.2%	5.0%
Asian	2,290	2,064	2,178	2,285	2,330
Asian %	36.1%	32.0%	34.6%	36.4%	37.0%
Black	53	24	35	35	37
Black %	0.8%	0.4%	0.6%	0.6%	0.6%

**Citizen Voting Age Population (CVAP)**

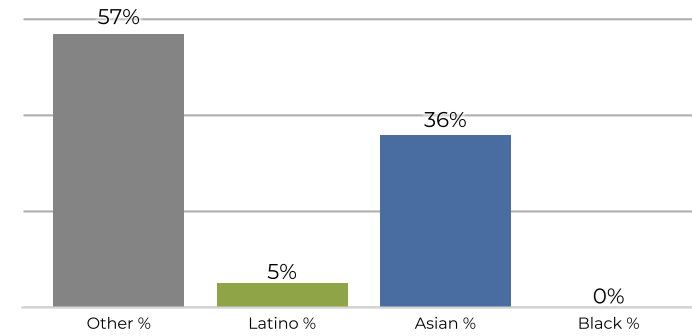
	1	2	3	4	5
Total CVAP	3,640	3,709	4,216	4,639	3,877
Other CVAP	2,526	2,594	3,016	3,118	2,170
Other CVAP %	69.4%	69.9%	71.5%	67.2%	56.0%
Latino CVAP	176	97	123	220	222
Latino CVAP %	4.8%	2.6%	2.9%	4.7%	5.7%
Asian CVAP	914	1,003	950	1,274	1,473
Asian CVAP %	25.1%	27.0%	22.5%	27.5%	38.0%
Black CVAP	24	15	127	27	224
Black CVAP %	0.7%	0.4%	3.0%	0.6%	0.3%



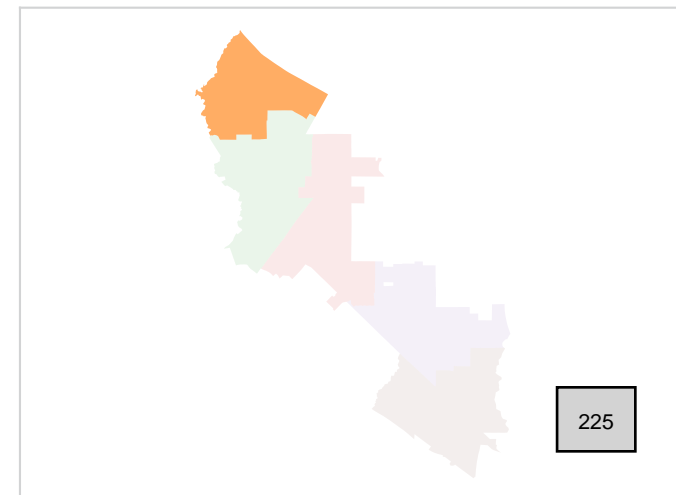
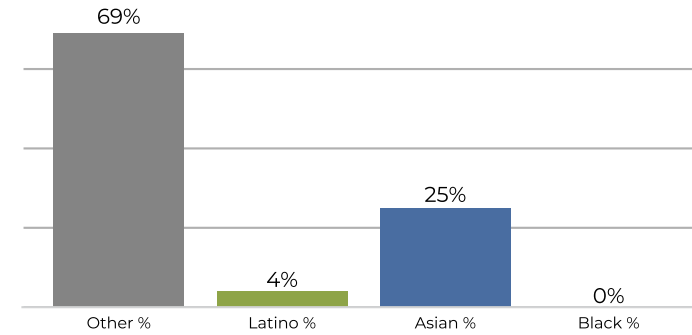
**District 1**



**2020 Census**

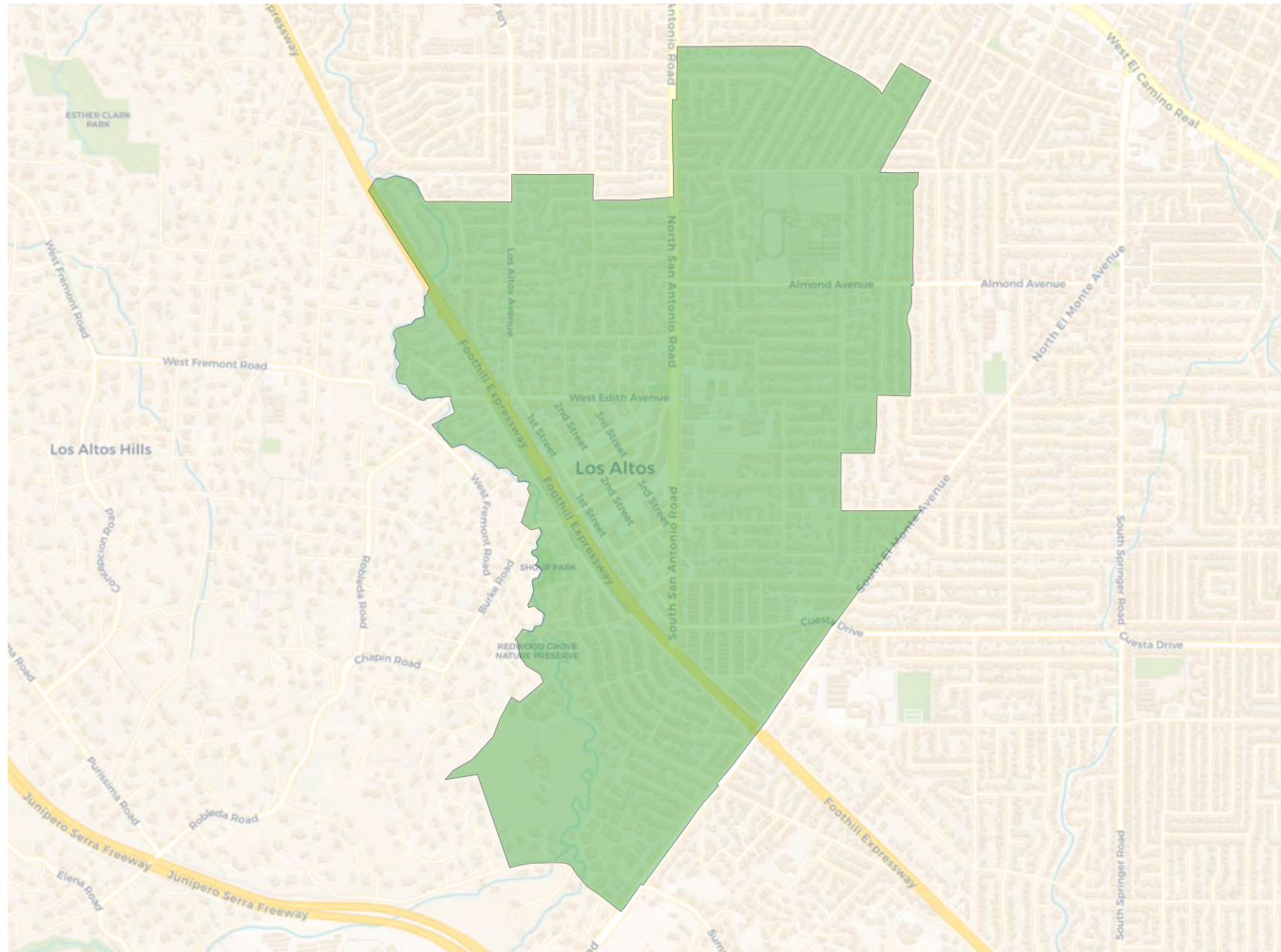


**Citizen Voting Age Population**

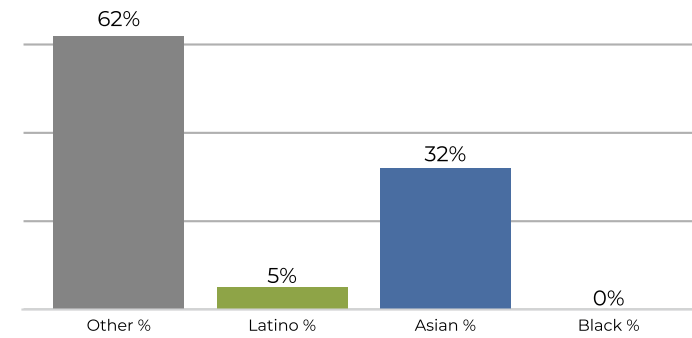


Population	Deviation	Deviation %	Other	Other %	Latino	Latino %	Asian	Asian %	Black	Black %
6,338	4	0.1%	3,653	57.6%	342	5.4%	2,290	36.1%	53	0.8%
Total CVAP	Other CVAP	Other CVAP %	Latino CVAP	Latino CVAP %	Asian CVAP	Asian CVAP %	Black CVAP	Black CVAP %		
3,640	2,526	69.4%	176	4.8%	914	25.1%	24	0.7%		

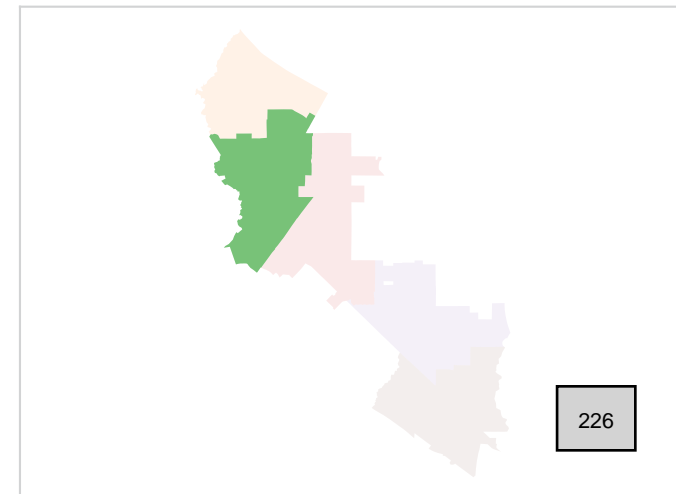
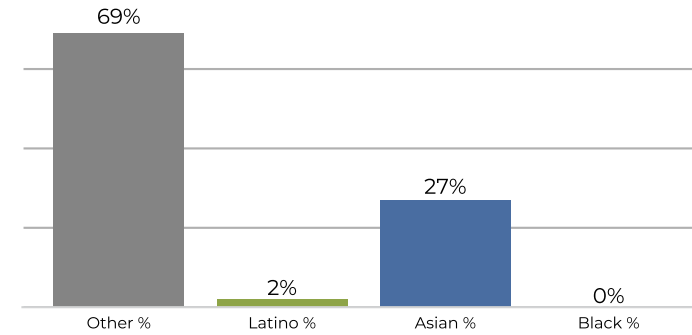
**District 2**



**2020 Census**



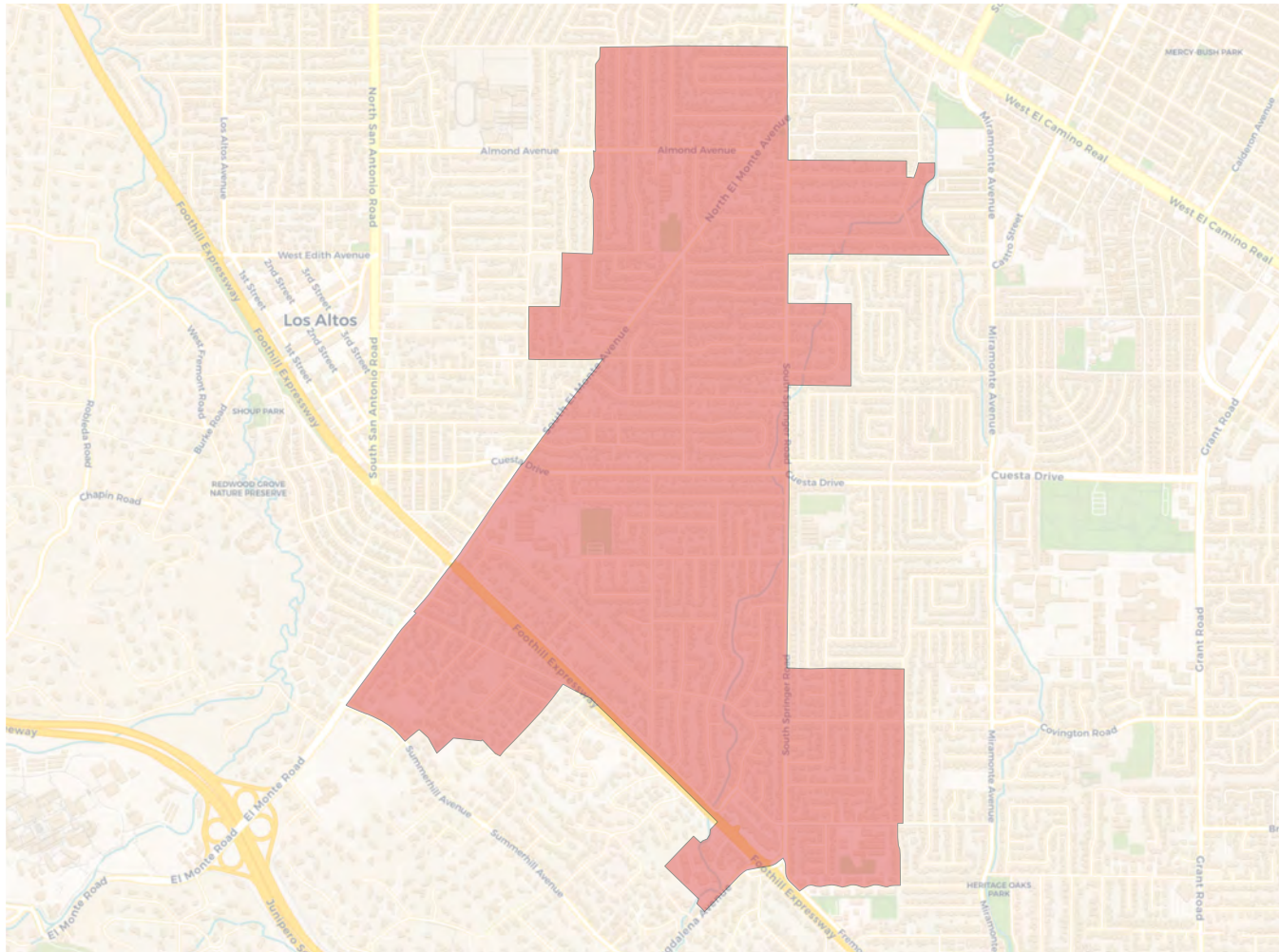
**Citizen Voting Age Population**



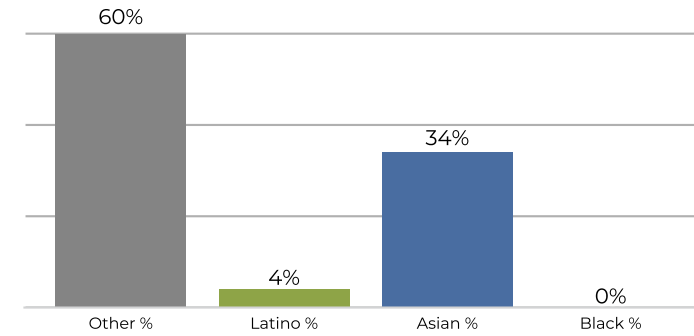
Population	Deviation	Deviation %	Other	Other %	Latino	Latino %	Asian	Asian %	Black	Black %
6,450	116	1.8%	4,040	62.6%	322	5.0%	2,064	32.0%	24	0.4%
Total CVAP	Other CVAP	Other CVAP %	Latino CVAP	Latino CVAP %	Asian CVAP	Asian CVAP %	Black CVAP	Black CVAP %		
3,709	2,594	69.9%	97	2.6%	1,003	27.0%	15	0.4%		



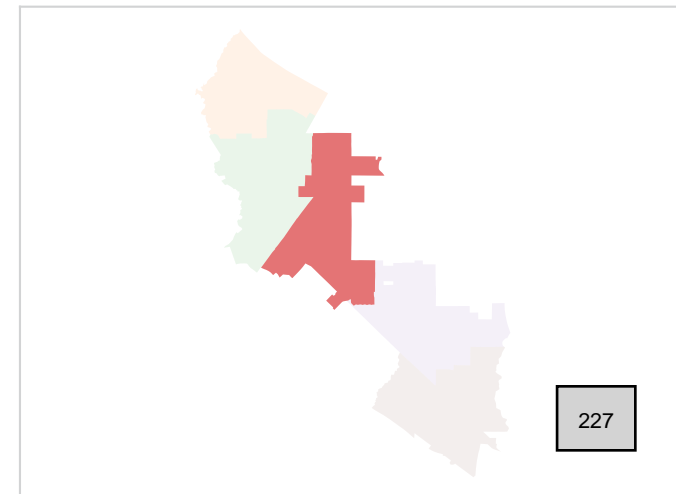
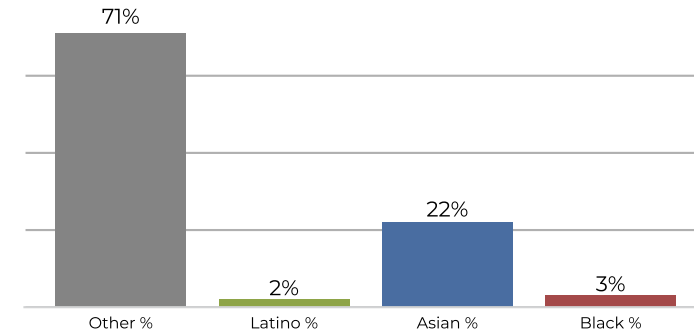
**District 3**



**2020 Census**



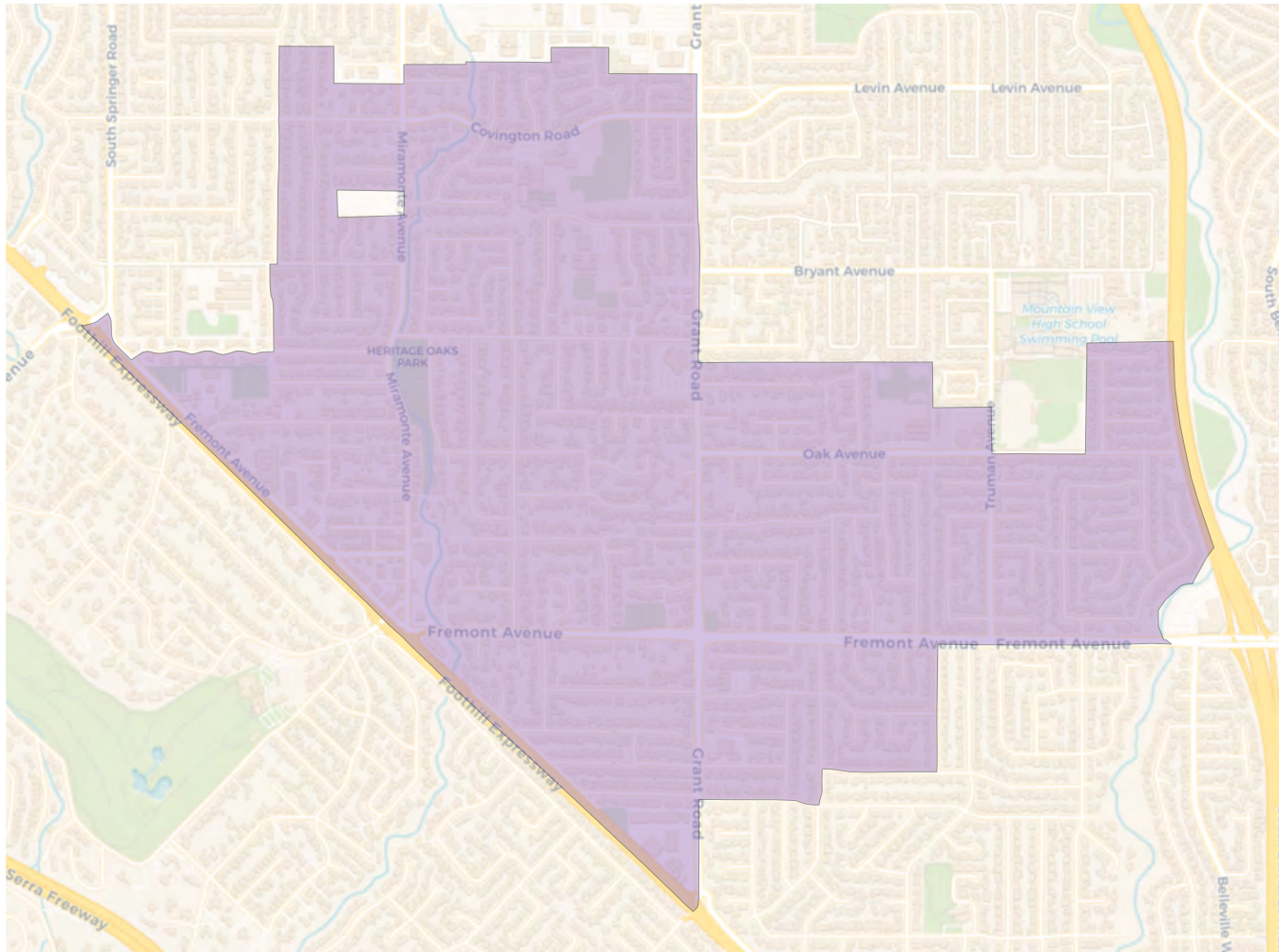
**Citizen Voting Age Population**



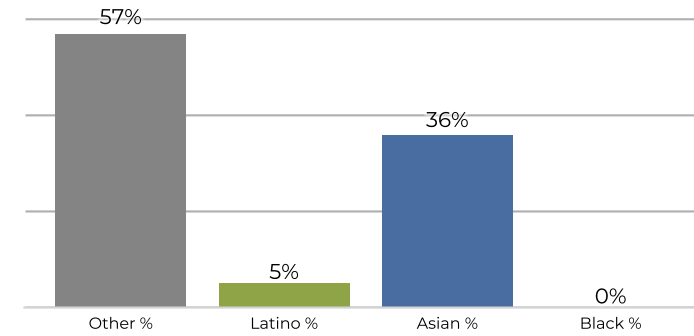
Population	Deviation	Deviation %	Other	Other %	Latino	Latino %	Asian	Asian %	Black	Black %
6,300	-34	-0.5%	3,837	60.9%	250	4.0%	2,178	34.6%	35	0.6%
Total CVAP	Other CVAP	Other CVAP %	Latino CVAP	Latino CVAP %	Asian CVAP	Asian CVAP %	Black CVAP	Black CVAP %		
4,216	3,016	71.5%	123	2.9%	950	22.5%	127	3.0%		



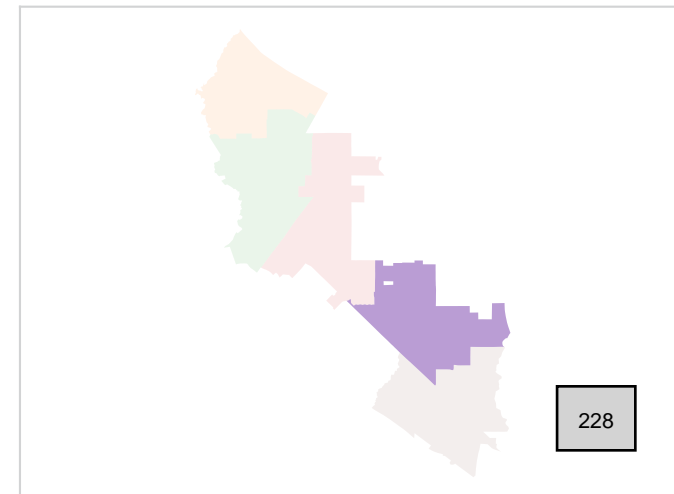
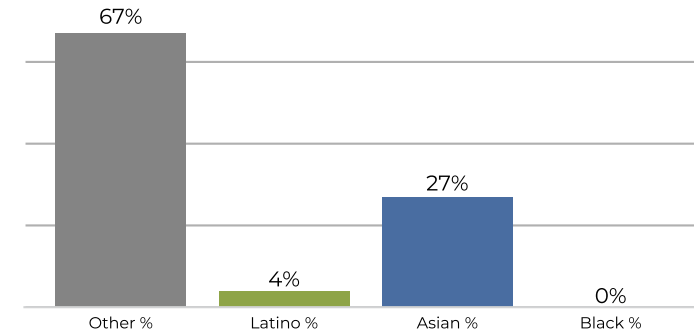
**District 4**



**2020 Census**

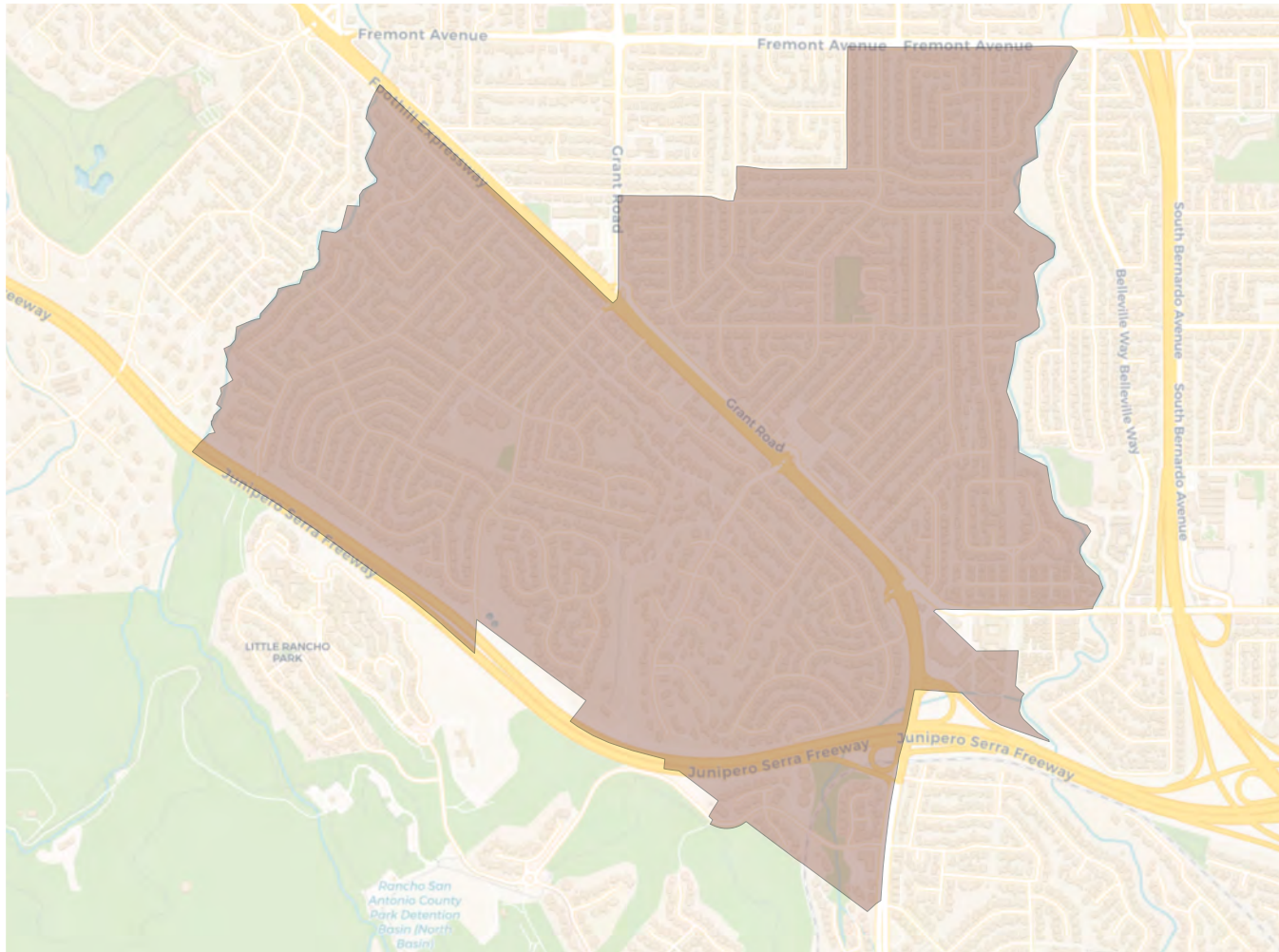


**Citizen Voting Age Population**

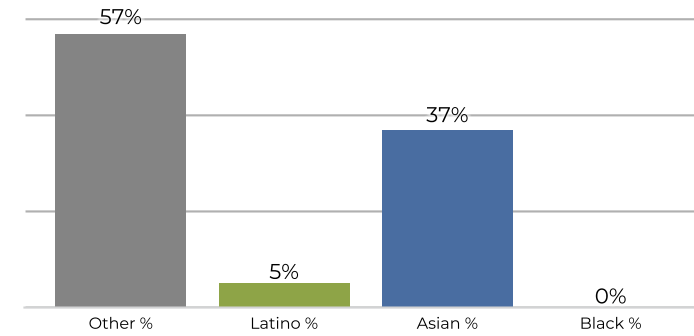


Population	Deviation	Deviation %	Other	Other %	Latino	Latino %	Asian	Asian %	Black	Black %
6,283	-51	-0.8%	3,639	57.9%	324	5.2%	2,285	36.4%	35	0.6%
Total CVAP	Other CVAP	Other CVAP %	Latino CVAP	Latino CVAP %	Asian CVAP	Asian CVAP %	Black CVAP	Black CVAP %		
4,639	3,118	67.2%	220	4.7%	1,274	27.5%	27	0.6%		

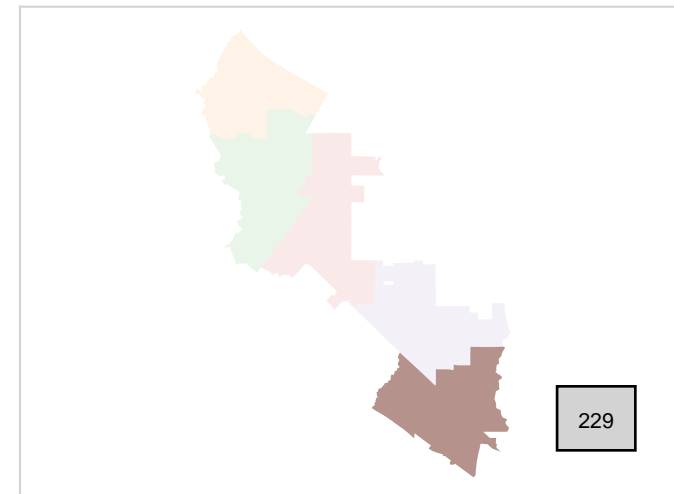
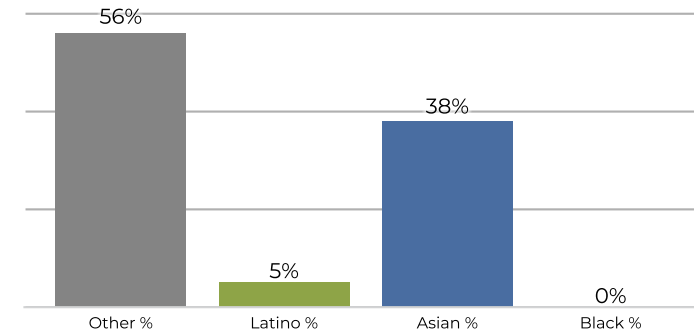
**District 5**



**2020 Census**

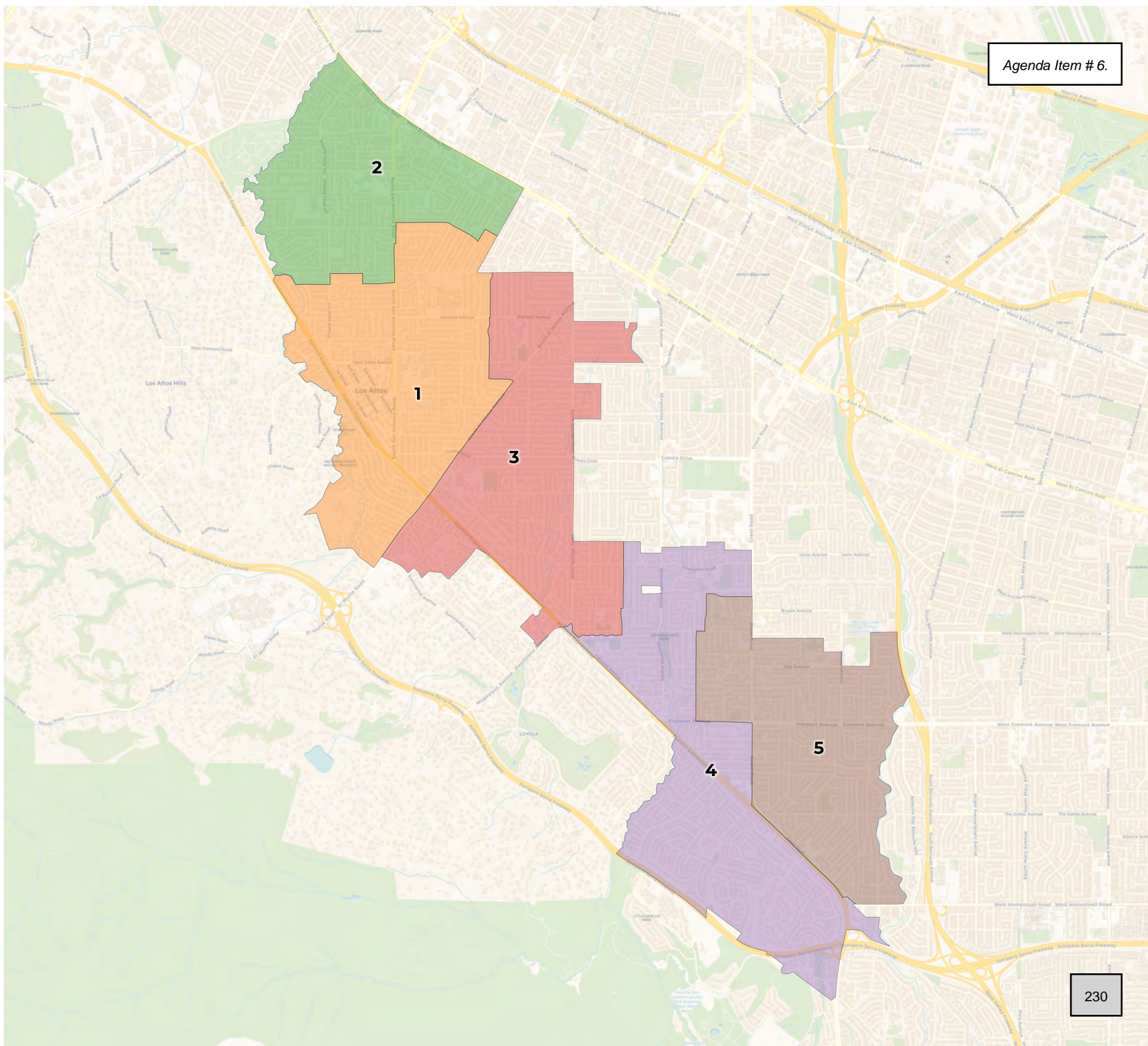


**Citizen Voting Age Population**



Population	Deviation	Deviation %	Other	Other %	Latino	Latino %	Asian	Asian %	Black	Black %
6,297	-37	-0.6%	3,615	57.4%	315	5.0%	2,330	37.0%	37	0.6%
Total CVAP	Other CVAP	Other CVAP %	Latino CVAP	Latino CVAP %	Asian CVAP	Asian CVAP %	Black CVAP	Black CVAP %		
3,877	2,170	56.0%	222	5.7%	1,473	38.0%	12	0.3%		





Agenda Item # 6.



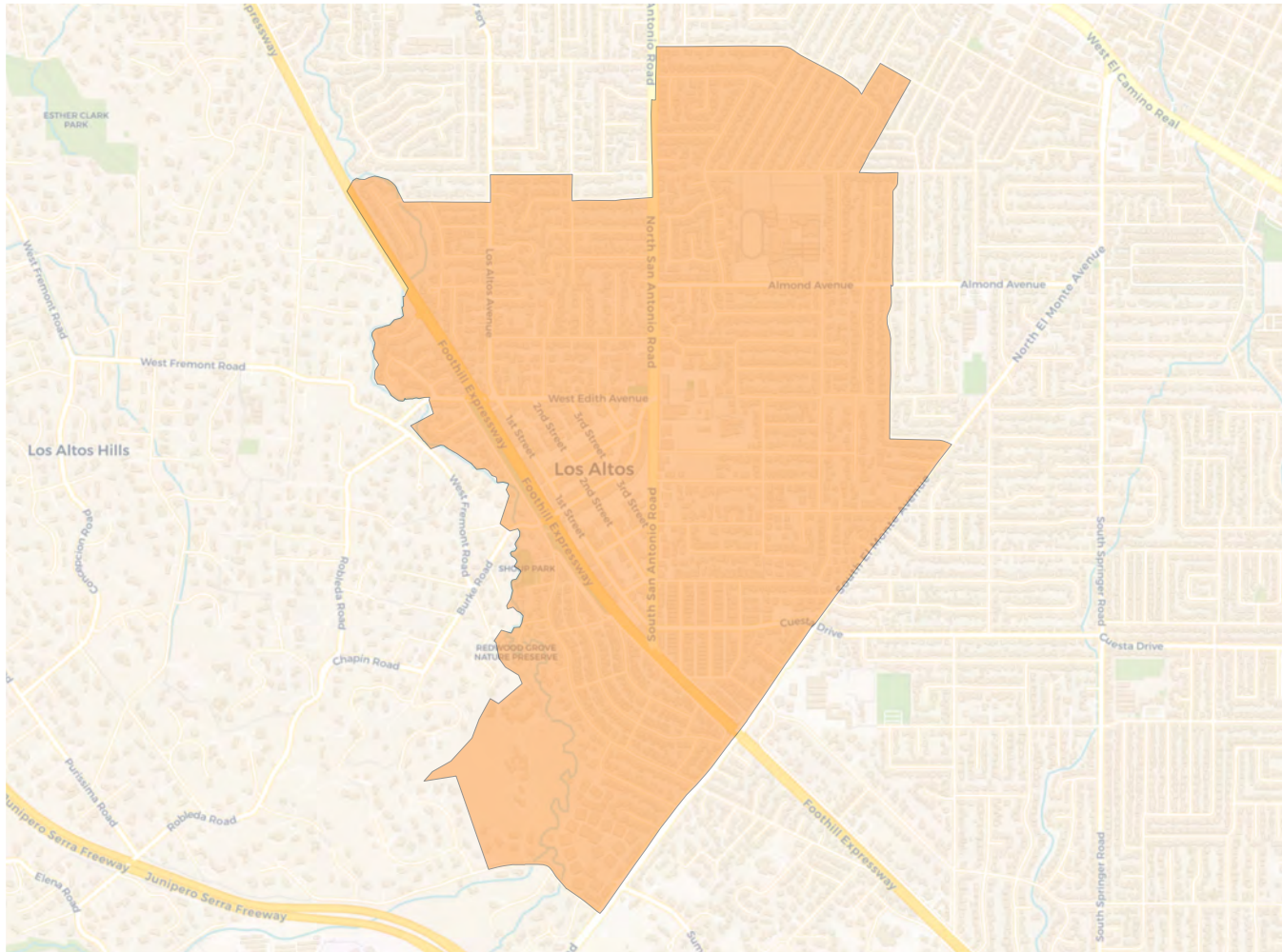
## 2020 Census

	1	2	3	4	5
Population	6,646	6,338	6,104	6,410	6,170
Deviation	312	4	-230	76	-164
Deviation %	4.9%	0.1%	-3.6%	1.2%	-2.6%
Other	4,163	3,653	3,714	3,731	3,523
Other %	62.6%	57.6%	60.8%	58.2%	57.1%
Latino	333	342	239	359	280
Latino %	5.0%	5.4%	3.9%	5.6%	4.5%
Asian	2,126	2,290	2,116	2,281	2,334
Asian %	32.0%	36.1%	34.7%	35.6%	37.8%
Black	24	53	35	39	33
Black %	0.4%	0.8%	0.6%	0.6%	0.5%

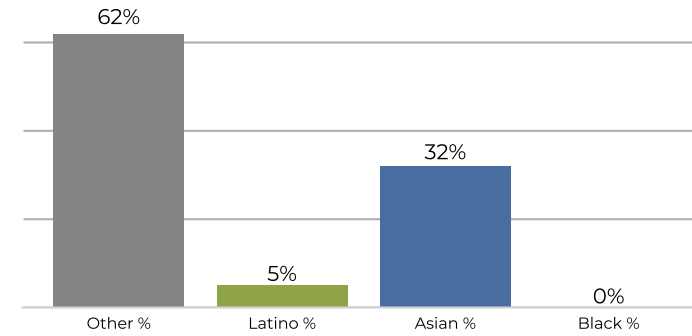
## Citizen Voting Age Population (CVAP)

	1	2	3	4	5
Total CVAP	3,840	3,640	4,085	4,034	4,482
Other CVAP	2,659	2,526	2,951	2,442	2,846
Other CVAP %	69.2%	69.4%	72.2%	60.5%	63.5%
Latino CVAP	109	176	111	160	282
Latino CVAP %	2.8%	4.8%	2.7%	4.0%	6.3%
Asian CVAP	1,048	914	905	1,405	1,342
Asian CVAP %	27.3%	25.1%	22.2%	34.8%	29.9%
Black CVAP	24	24	118	27	231
Black CVAP %	0.6%	0.7%	2.9%	0.7%	0.3%

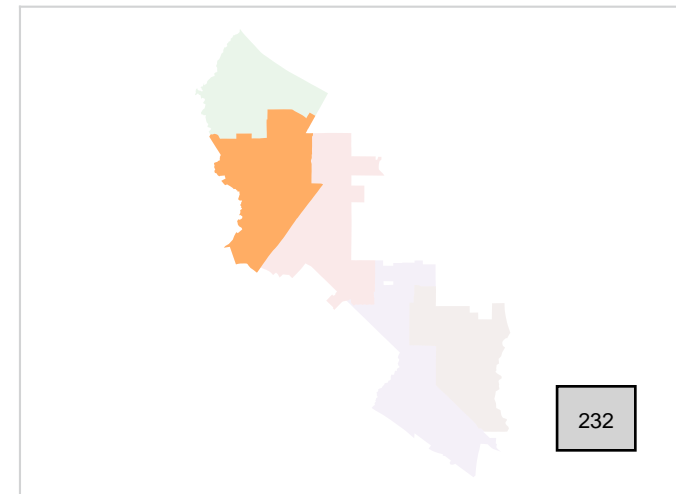
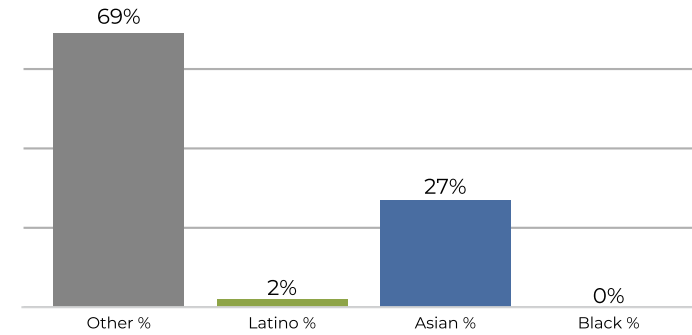
**District 1**



**2020 Census**



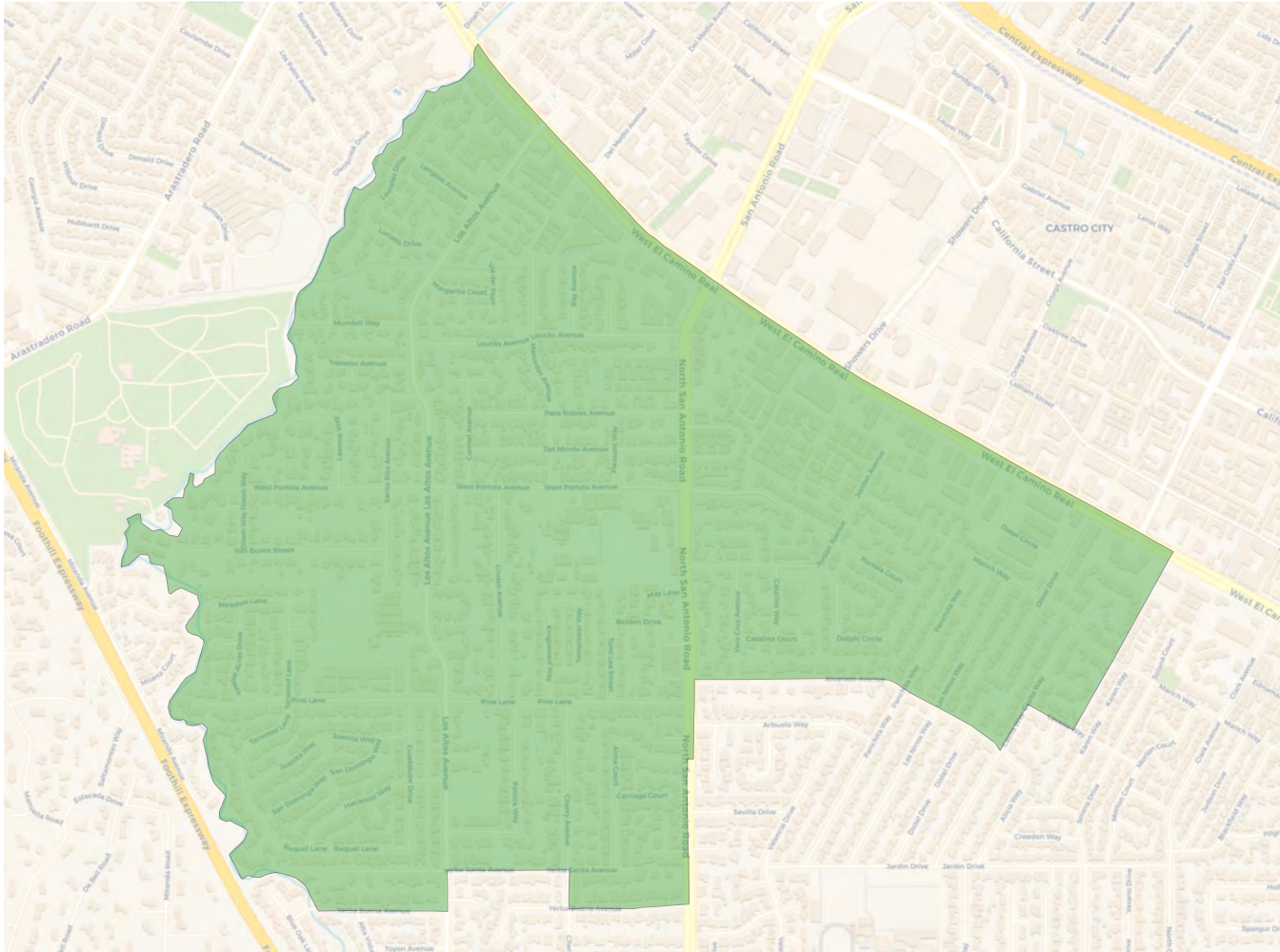
**Citizen Voting Age Population**



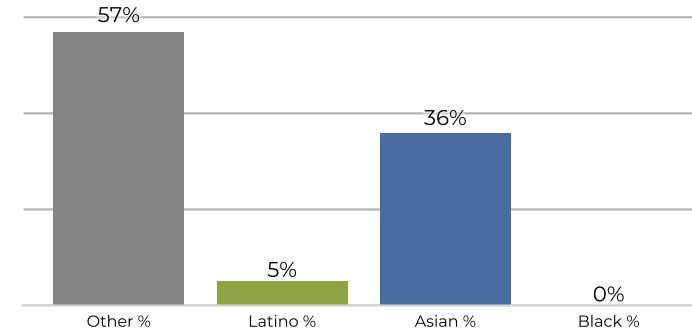
Population	Deviation	Deviation %	Other	Other %	Latino	Latino %	Asian	Asian %	Black	Black %
6,646	312	4.9%	4,163	62.6%	333	5.0%	2,126	32.0%	24	0.4%
Total CVAP	Other CVAP	Other CVAP %	Latino CVAP	Latino CVAP %	Asian CVAP	Asian CVAP %	Black CVAP	Black CVAP %		
3,840	2,659	69.2%	109	2.8%	1,048	27.3%	24	0.6%		



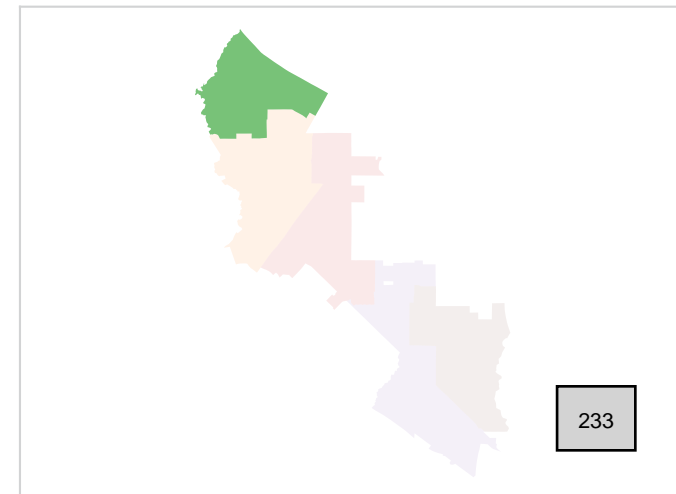
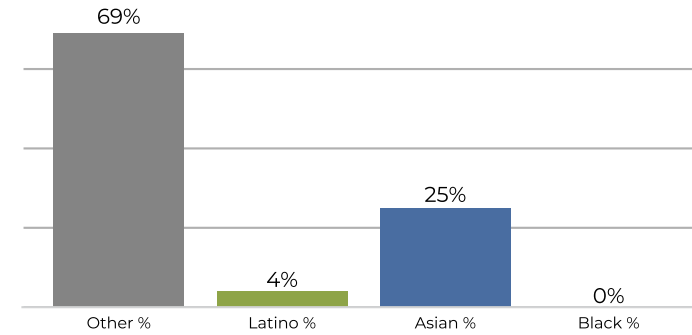
**District 2**



**2020 Census**

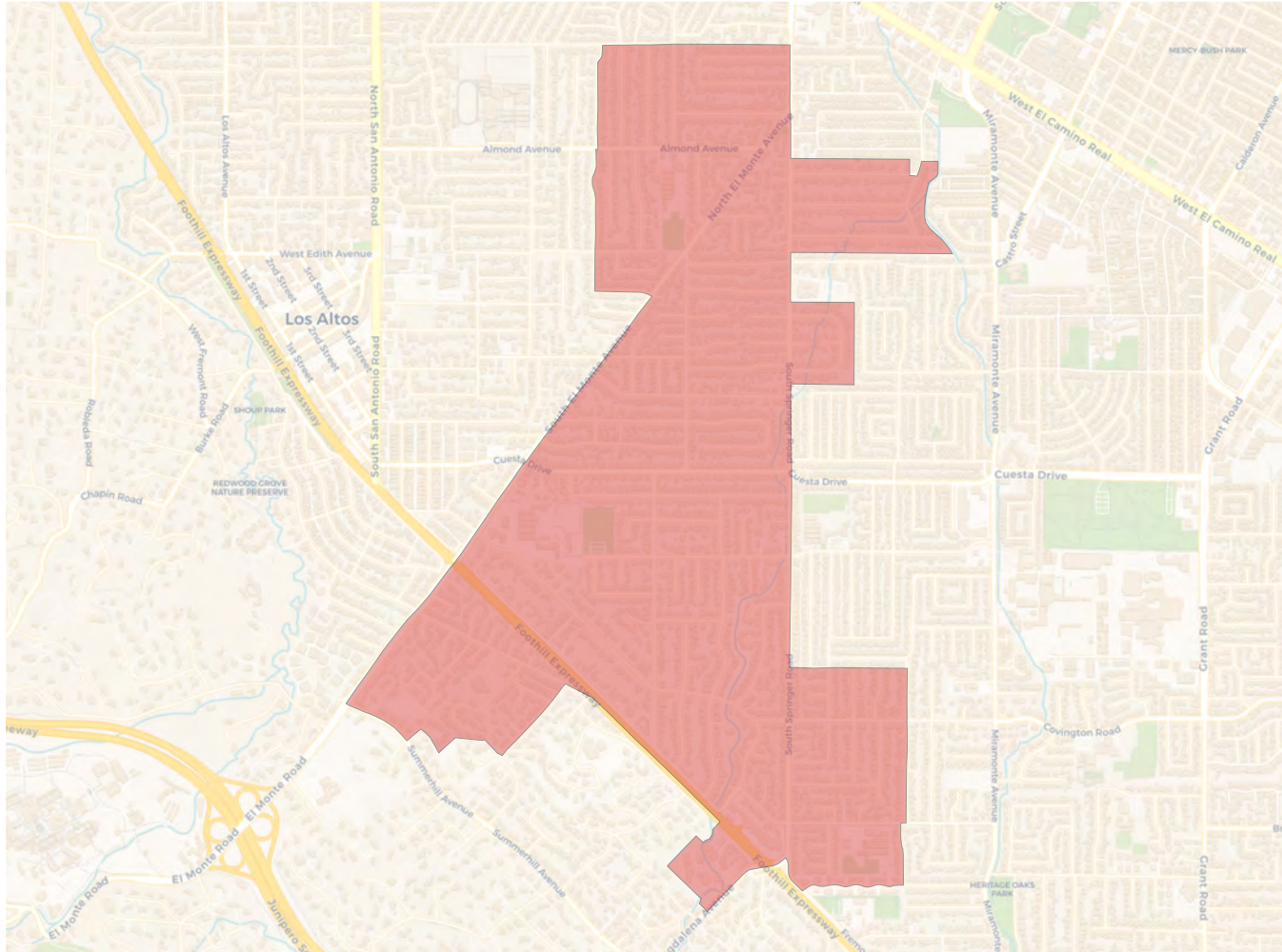


**Citizen Voting Age Population**

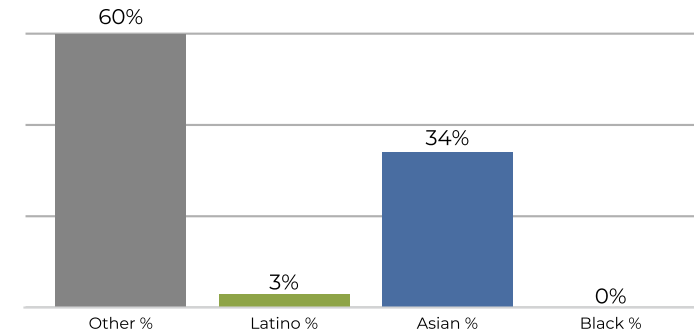


Population	Deviation	Deviation %	Other	Other %	Latino	Latino %	Asian	Asian %	Black	Black %
6,338	4	0.1%	3,653	57.6%	342	5.4%	2,290	36.1%	53	0.8%
Total CVAP	Other CVAP	Other CVAP %	Latino CVAP	Latino CVAP %	Asian CVAP	Asian CVAP %	Black CVAP	Black CVAP %		
3,640	2,526	69.4%	176	4.8%	914	25.1%	24	0.7%		

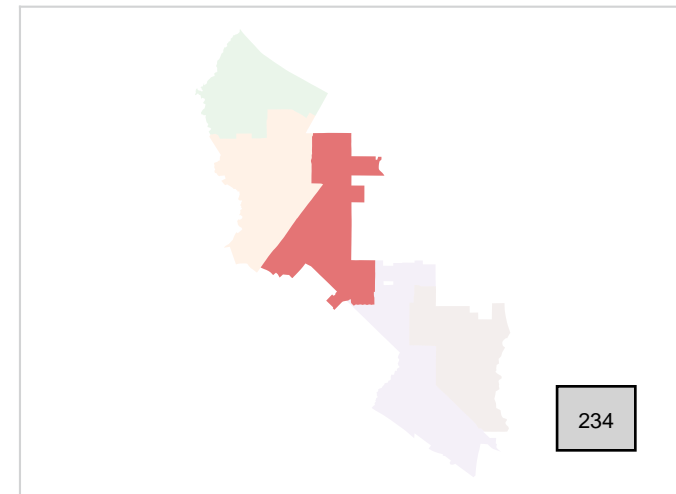
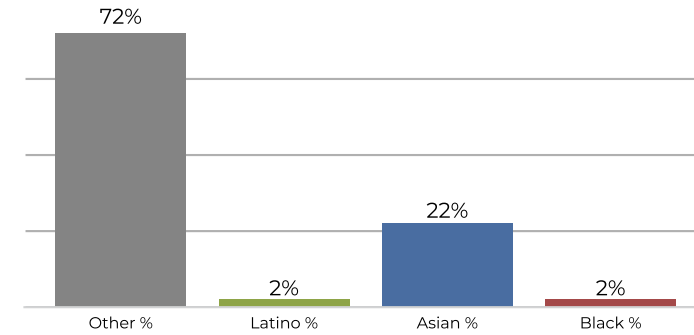
## District 3



## 2020 Census



## Citizen Voting Age Population

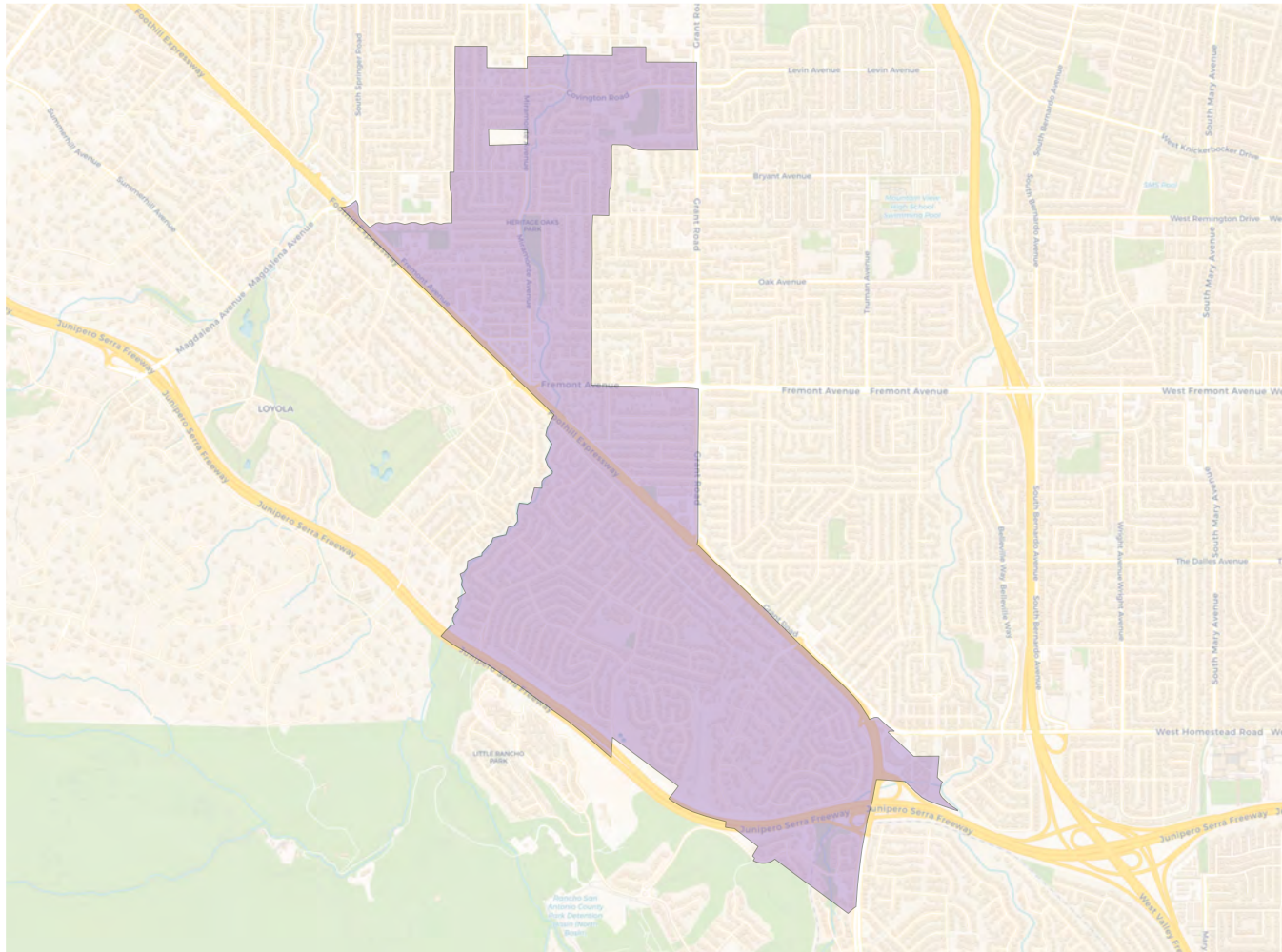


234

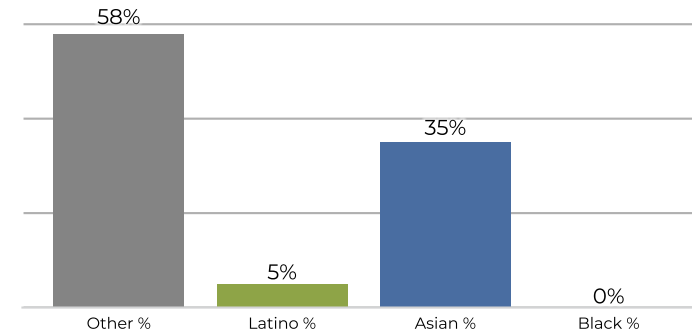
Population	Deviation	Deviation %	Other	Other %	Latino	Latino %	Asian	Asian %	Black	Black %
6,104	-230	-3.6%	3,714	60.8%	239	3.9%	2,116	34.7%	35	0.6%
Total CVAP	Other CVAP	Other CVAP %	Latino CVAP	Latino CVAP %	Asian CVAP	Asian CVAP %	Black CVAP	Black CVAP %		
4,085	2,951	72.2%	111	2.7%	905	22.2%	118	2.9%		



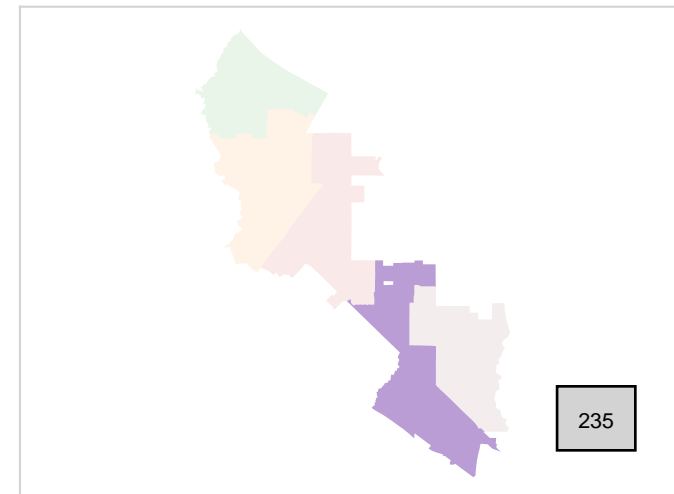
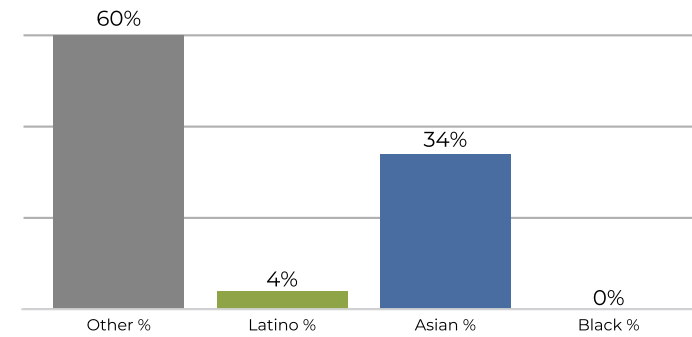
**District 4**



**2020 Census**

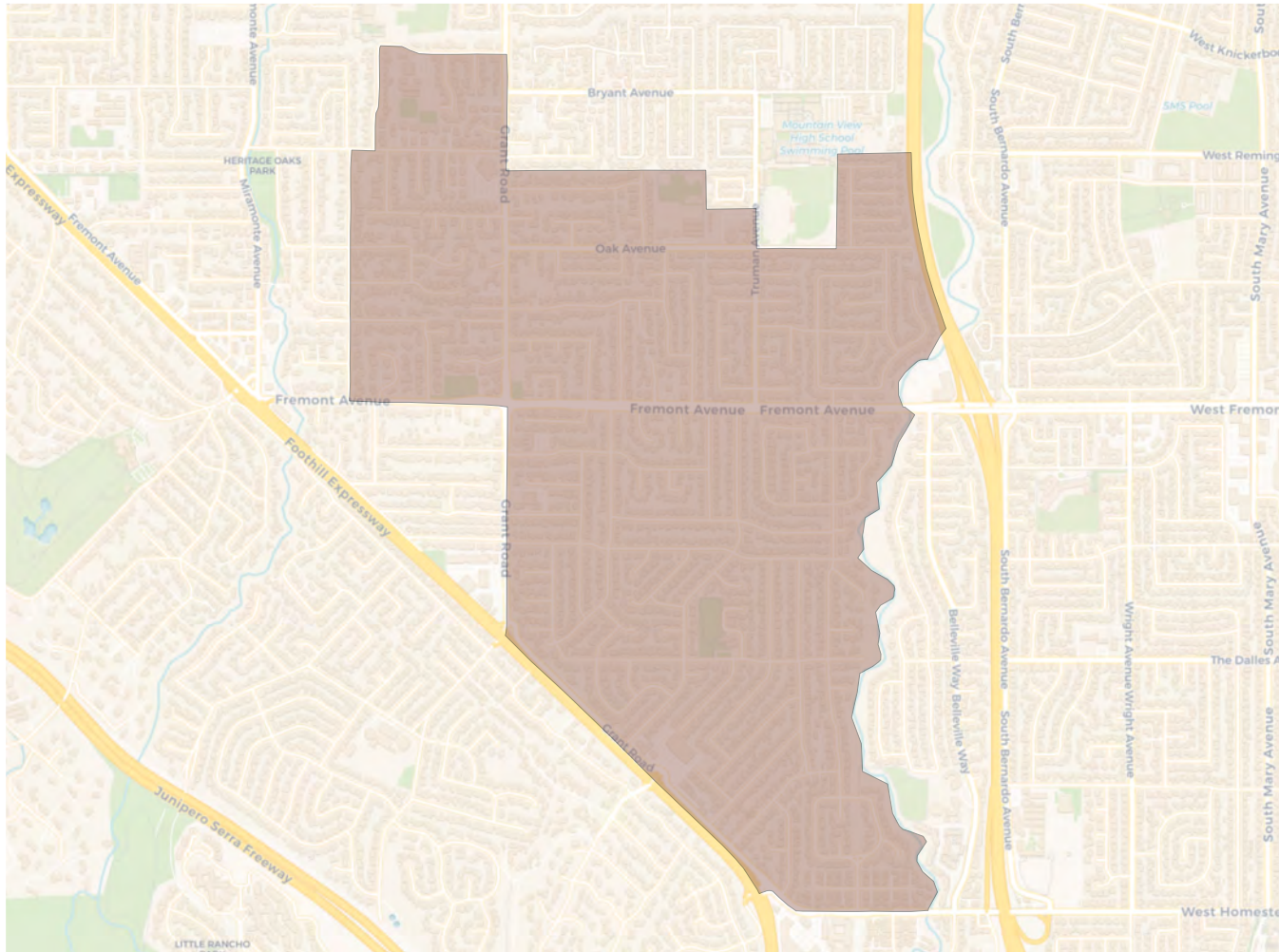


**Citizen Voting Age Population**

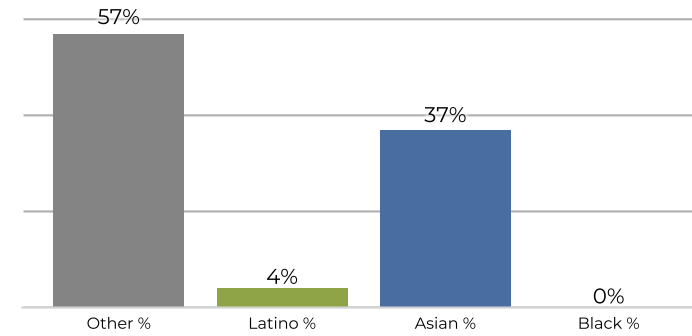


Population	Deviation	Deviation %	Other	Other %	Latino	Latino %	Asian	Asian %	Black	Black %
6,410	76	1.2%	3,731	58.2%	359	5.6%	2,281	35.6%	39	0.6%
Total CVAP	Other CVAP	Other CVAP %	Latino CVAP	Latino CVAP %	Asian CVAP	Asian CVAP %	Black CVAP	Black CVAP %		
4,034	2,442	60.5%	160	4.0%	1,405	34.8%	27	0.7%		

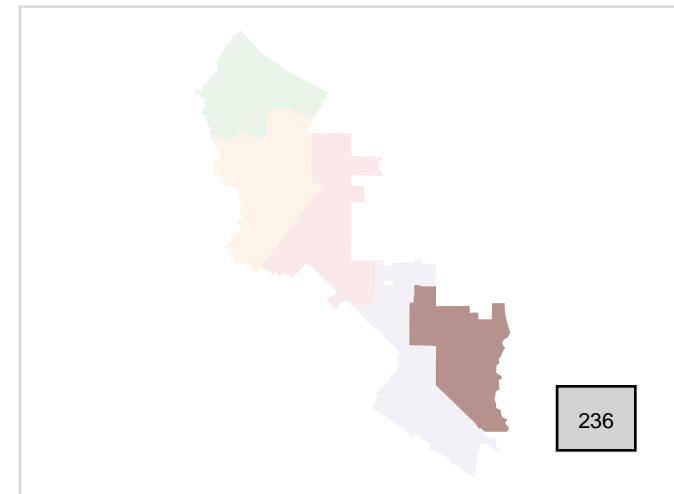
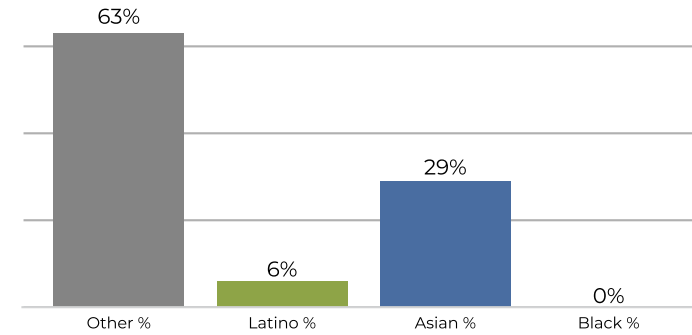
**District 5**



**2020 Census**

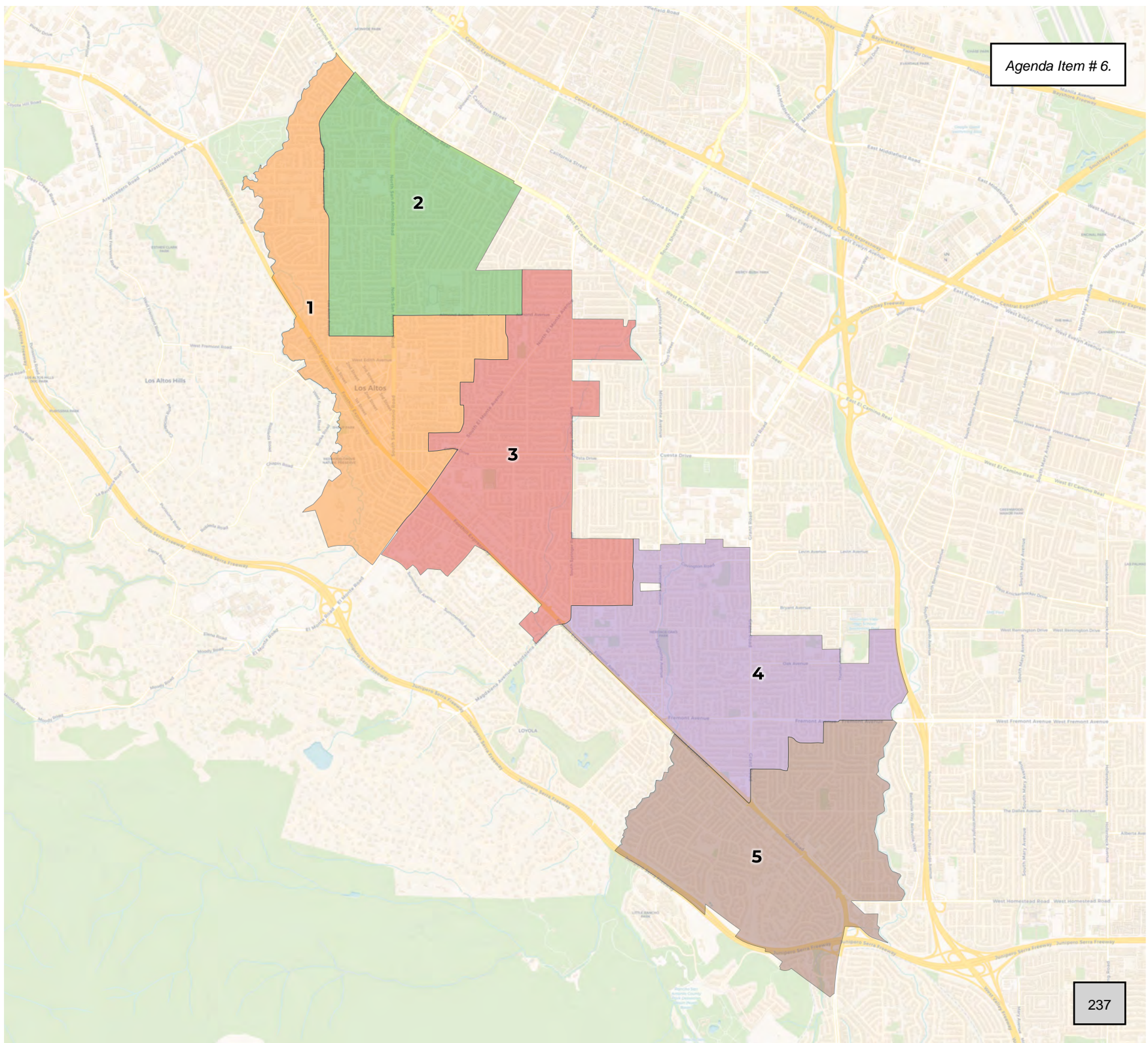


**Citizen Voting Age Population**



Population	Deviation	Deviation %	Other	Other %	Latino	Latino %	Asian	Asian %	Black	Black %
6,170	-164	-2.6%	3,523	57.1%	280	4.5%	2,334	37.8%	33	0.5%
<b>Total CVAP</b>	<b>Other CVAP</b>	<b>Other CVAP %</b>	<b>Latino CVAP</b>	<b>Latino CVAP %</b>	<b>Asian CVAP</b>	<b>Asian CVAP %</b>	<b>Black CVAP</b>	<b>Black CVAP %</b>		
4,482	2,846	63.5%	282	6.3%	1,342	29.9%	12	0.3%		





Agenda Item # 6.

**2020 Census**

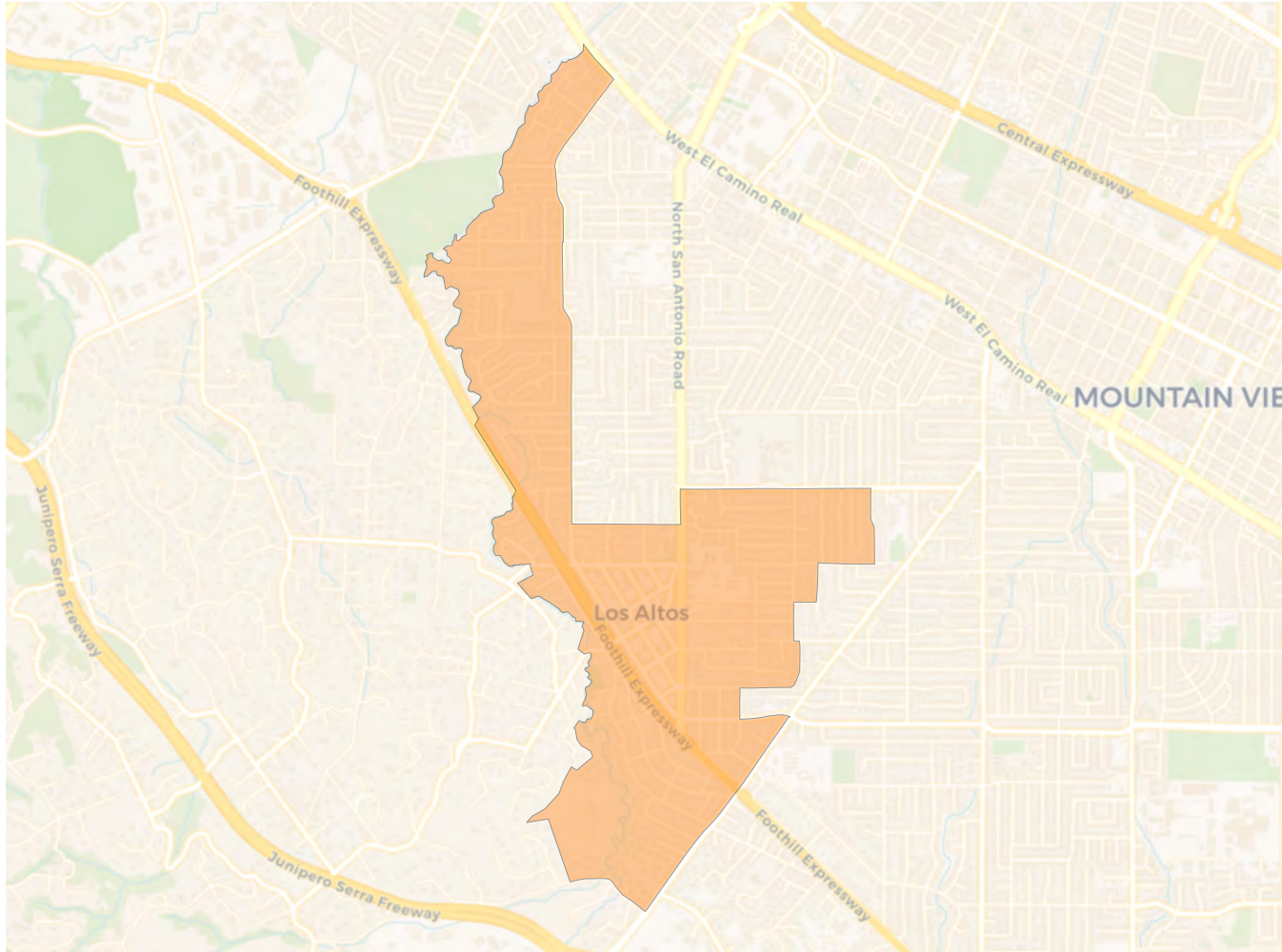
	1	2	3	4	5
Population	6,521	6,353	6,228	6,158	6,408
Deviation	187	19	-106	-176	74
Deviation %	3.0%	0.3%	-1.7%	-2.8%	1.2%
Other	4,240	3,491	3,823	3,540	3,690
Other %	65.0%	55.0%	61.4%	57.5%	57.6%
Latino	381	301	233	318	320
Latino %	5.8%	4.7%	3.7%	5.2%	5.0%
Asian	1,850	2,525	2,146	2,265	2,361
Asian %	28.4%	39.7%	34.5%	36.8%	36.8%
Black	50	36	26	35	37
Black %	0.8%	0.6%	0.4%	0.6%	0.6%

**Citizen Voting Age Population (CVAP)**

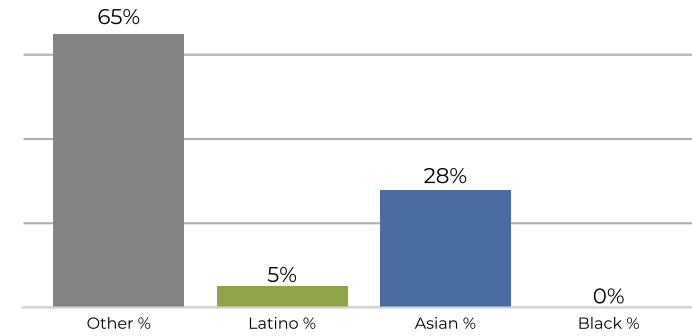
	1	2	3	4	5
Total CVAP	3,637	3,714	4,209	4,563	3,957
Other CVAP	2,796	2,355	3,011	3,030	2,231
Other CVAP %	76.9%	63.4%	71.5%	66.4%	56.4%
Latino CVAP	103	151	136	219	229
Latino CVAP %	2.8%	4.1%	3.2%	4.8%	5.8%
Asian CVAP	730	1,188	926	1,286	1,484
Asian CVAP %	20.1%	32.0%	22.0%	28.2%	37.5%
Black CVAP	8	20	136	28	238
Black CVAP %	0.2%	0.5%	3.2%	0.6%	0.3%



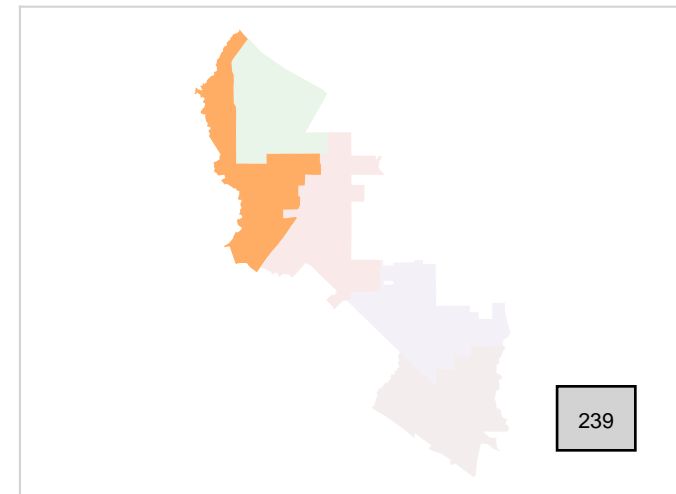
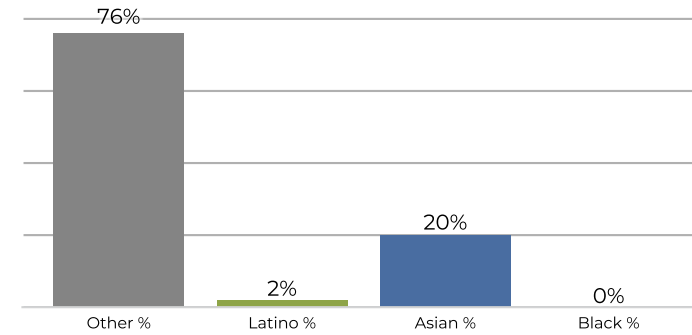
**District 1**



**2020 Census**

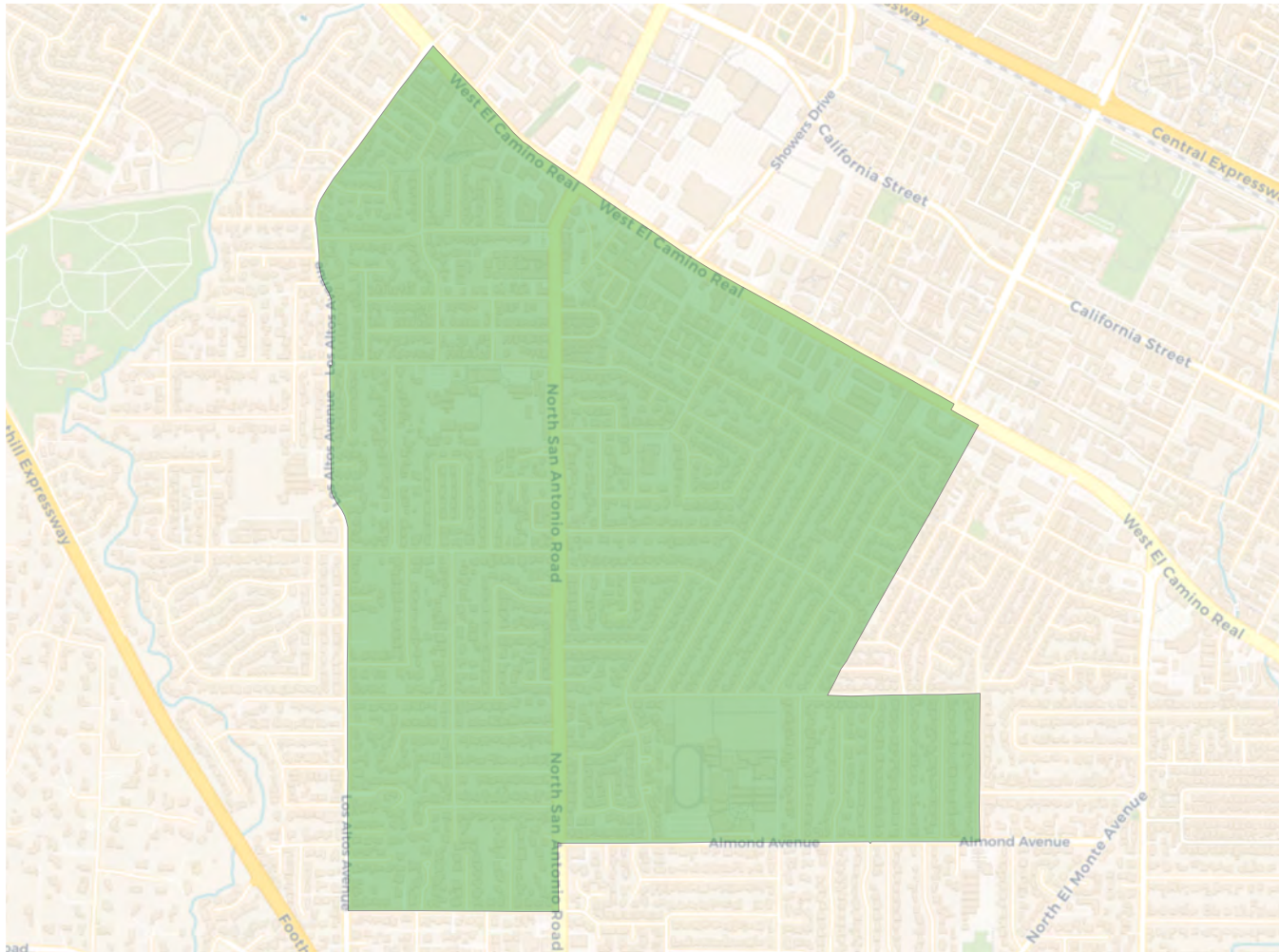


**Citizen Voting Age Population**

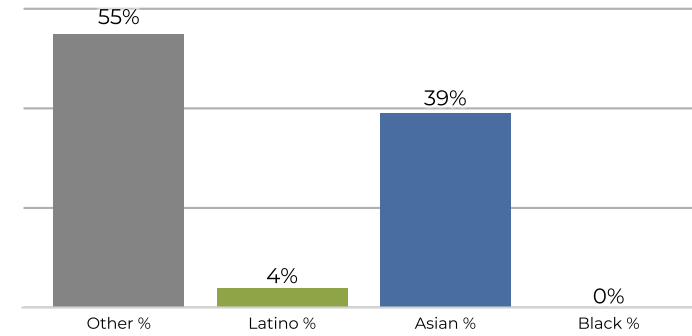


Population	Deviation	Deviation %	Other	Other %	Latino	Latino %	Asian	Asian %	Black	Black %
6,521	187	3.0%	4,240	65.0%	381	5.8%	1,850	28.4%	50	0.8%
Total CVAP	Other CVAP	Other CVAP %	Latino CVAP	Latino CVAP %	Asian CVAP	Asian CVAP %	Black CVAP	Black CVAP %		
3,637	2,796	76.9%	103	2.8%	730	20.1%	8	0.2%		

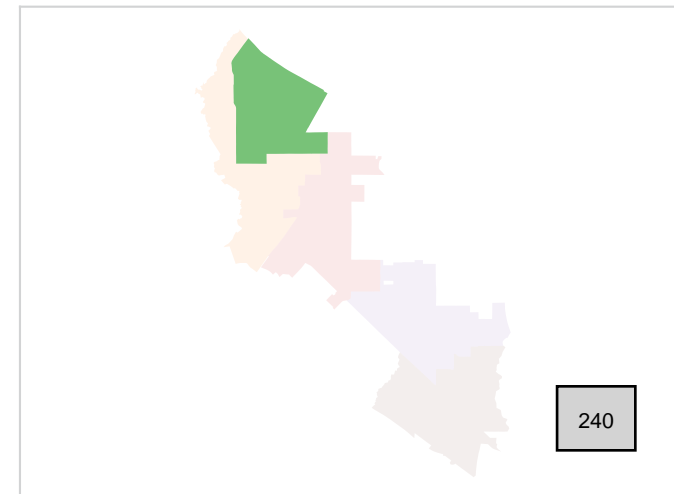
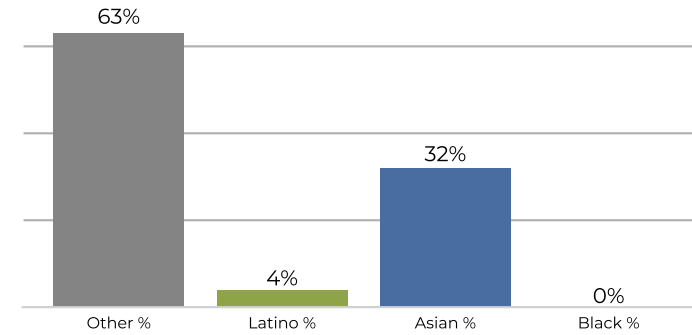
**District 2**



**2020 Census**



**Citizen Voting Age Population**

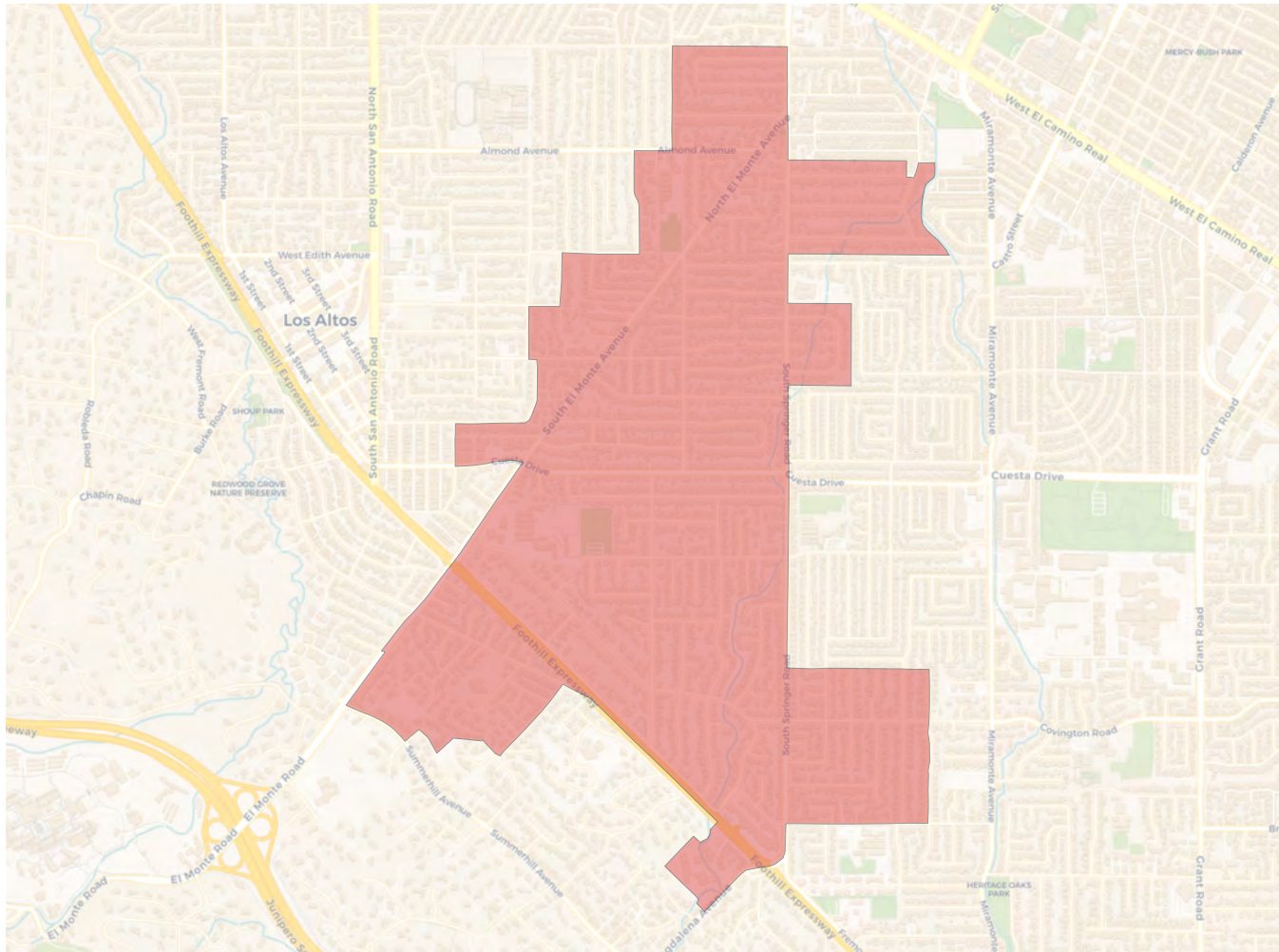


240

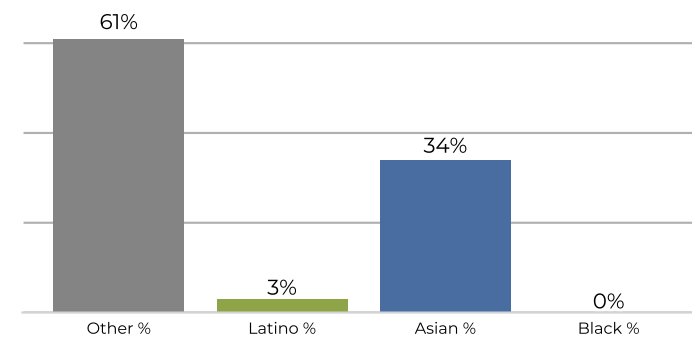
Population	Deviation	Deviation %	Other	Other %	Latino	Latino %	Asian	Asian %	Black	Black %
6,353	19	0.3%	3,491	55.0%	301	4.7%	2,525	39.7%	36	0.6%
Total CVAP	Other CVAP	Other CVAP %	Latino CVAP	Latino CVAP %	Asian CVAP	Asian CVAP %	Black CVAP	Black CVAP %		
3,714	2,355	63.4%	151	4.1%	1,188	32.0%	20	0.5%		



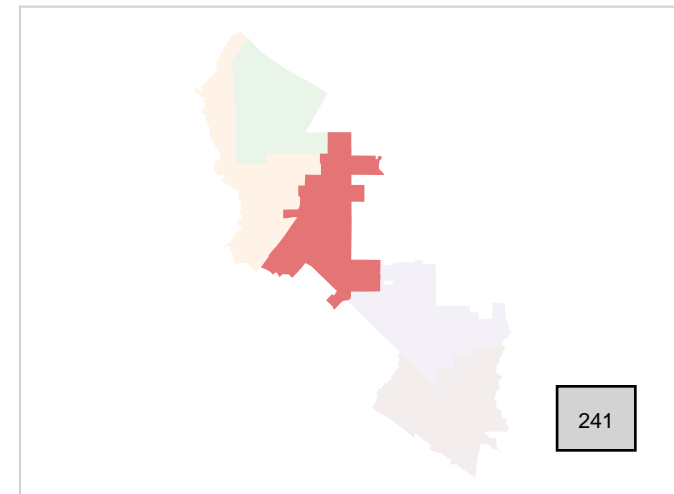
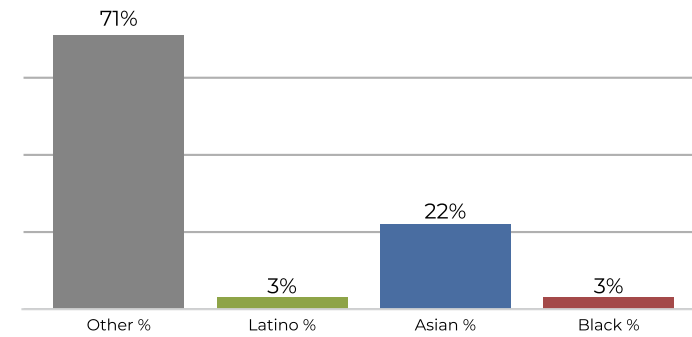
**District 3**



**2020 Census**

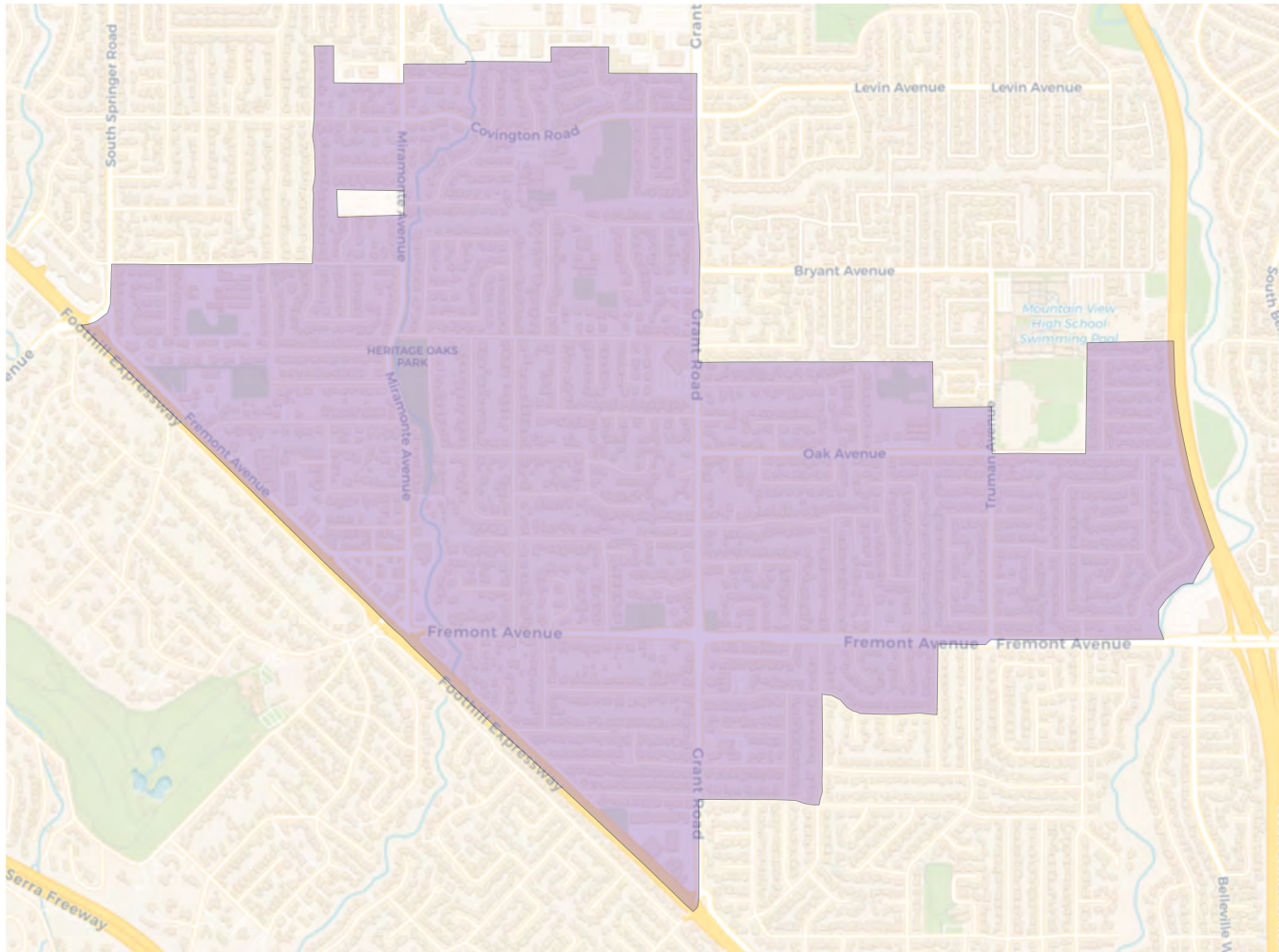


**Citizen Voting Age Population**

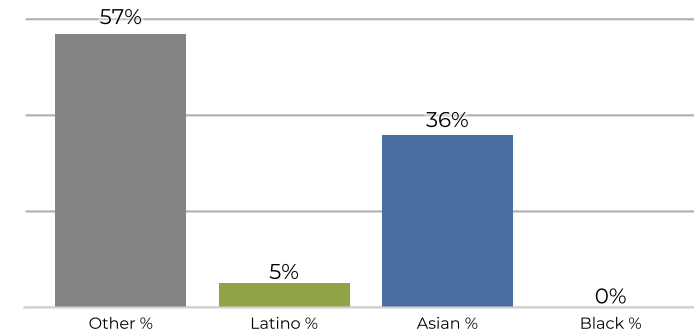


Population	Deviation	Deviation %	Other	Other %	Latino	Latino %	Asian	Asian %	Black	Black %
6,228	-106	-1.7%	3,823	61.4%	233	3.7%	2,146	34.5%	26	0.4%
<b>Total CVAP</b>	<b>Other CVAP</b>	<b>Other CVAP %</b>	<b>Latino CVAP</b>	<b>Latino CVAP %</b>	<b>Asian CVAP</b>	<b>Asian CVAP %</b>	<b>Black CVAP</b>	<b>Black CVAP %</b>		
4,209	3,011	71.5%	136	3.2%	926	22.0%	136	3.2%		

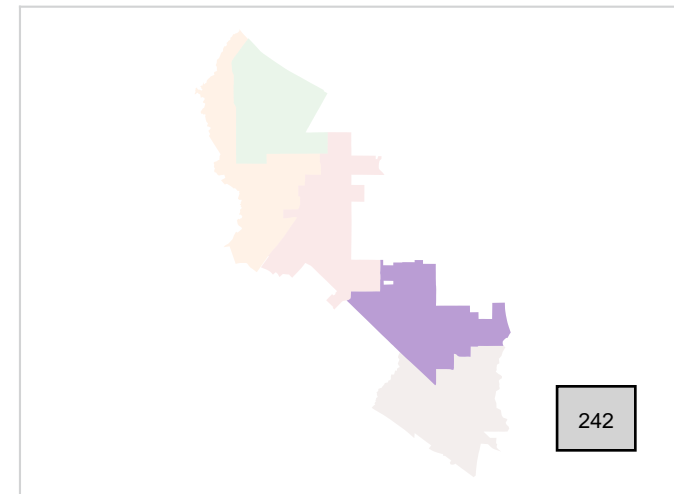
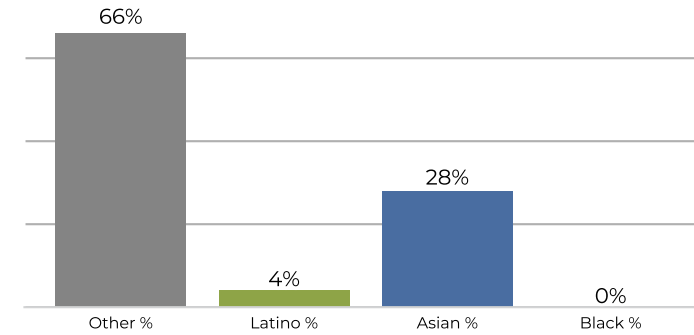
**District 4**



**2020 Census**



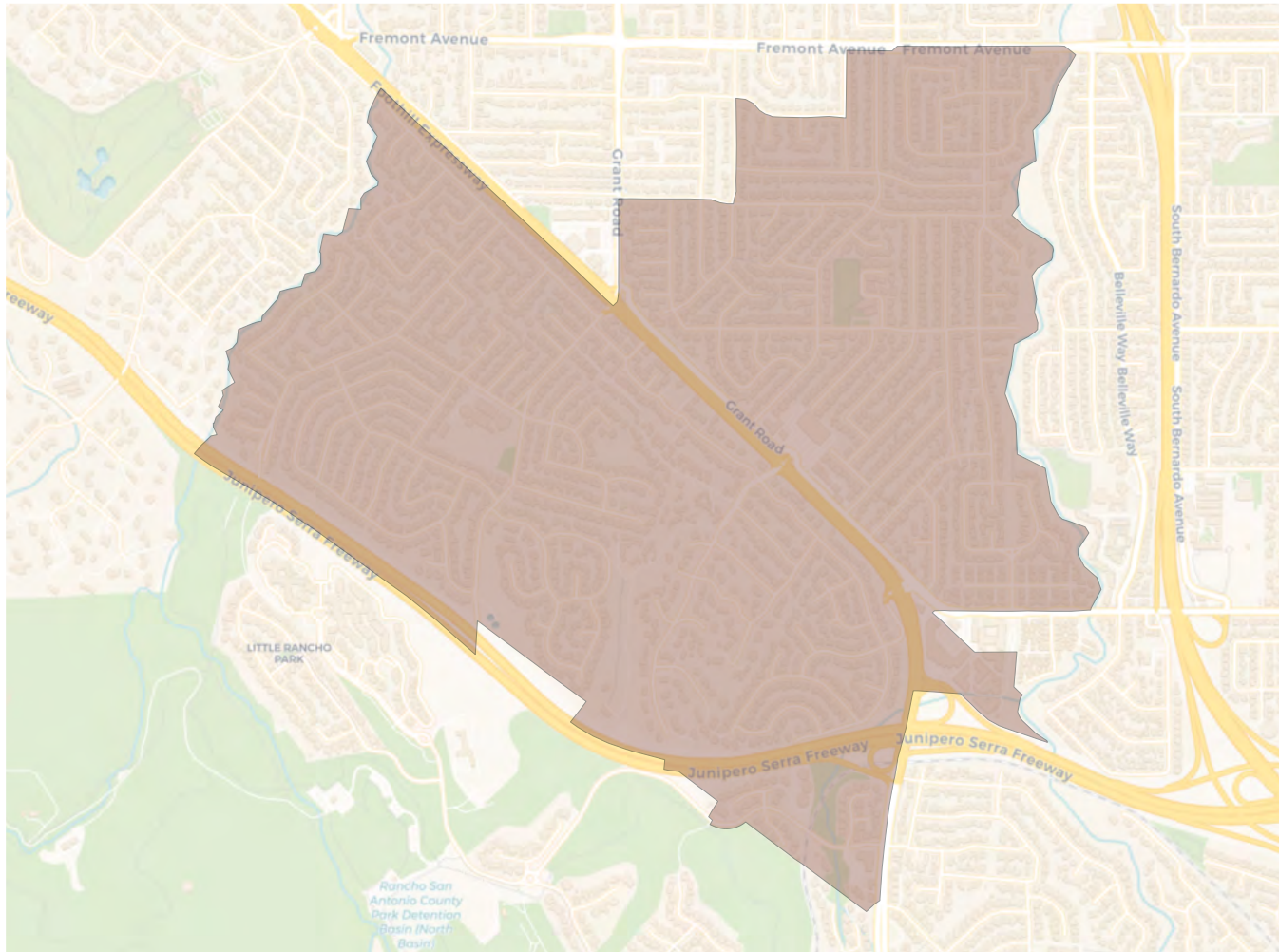
**Citizen Voting Age Population**



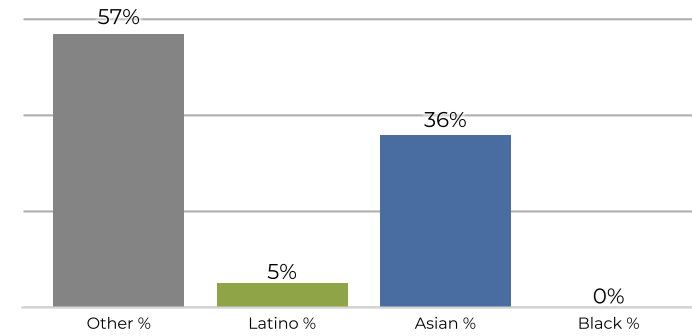
Population	Deviation	Deviation %	Other	Other %	Latino	Latino %	Asian	Asian %	Black	Black %
6,158	-176	-2.8%	3,540	57.5%	318	5.2%	2,265	36.8%	35	0.6%
Total CVAP	Other CVAP	Other CVAP %	Latino CVAP	Latino CVAP %	Asian CVAP	Asian CVAP %	Black CVAP	Black CVAP %		
4,563	3,030	66.4%	219	4.8%	1,286	28.2%	28	0.6%		



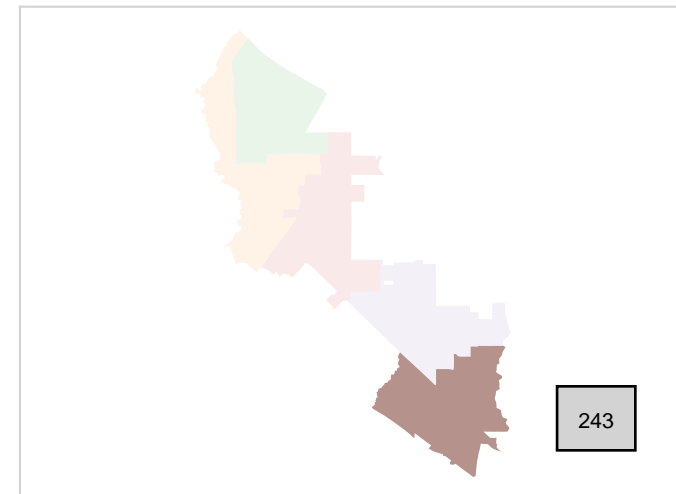
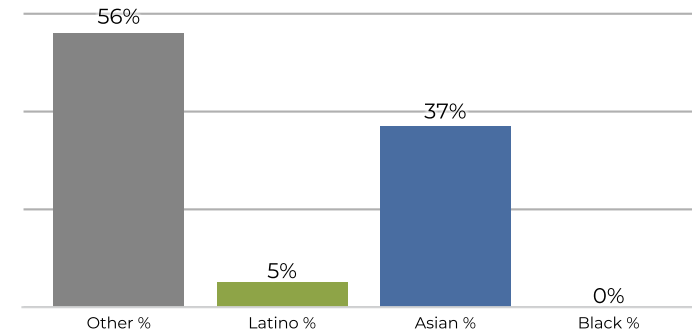
**District 5**



**2020 Census**



**Citizen Voting Age Population**



Population	Deviation	Deviation %	Other	Other %	Latino	Latino %	Asian	Asian %	Black	Black %
6,408	74	1.2%	3,690	57.6%	320	5.0%	2,361	36.8%	37	0.6%
Total CVAP	Other CVAP	Other CVAP %	Latino CVAP	Latino CVAP %	Asian CVAP	Asian CVAP %	Black CVAP	Black CVAP %		
3,957	2,231	56.4%	229	5.8%	1,484	37.5%	13	0.3%		



## City Council Agenda Report

**Meeting Date:** 10/22/24  
**Prepared By:** Tania Katbi  
**Approved By:** Nick Zornes

### Subject: Single-Use Plastic Foodware and Reusable Bag Ordinances

---

#### COUNCIL PRIORITY AREA

- Business Communities
- Circulation Safety and Efficiency
- Environmental Sustainability
- Housing
- Neighborhood Safety Infrastructure
- General Government

#### RECOMMENDATION

Four (4) separate actions for City Council consideration:

Introduce and waive second reading of an Ordinance of the City Council of the City of Los Altos Amending Chapter 6.40, to Title 6 Health and Safety of the Los Altos Municipal Code for Regulations on Reusable Bags and find that this Ordinance is exempt from environmental review pursuant to Section 15308 of the State Guidelines implementing the California Environmental Quality Act of 1970.

Introduce and waive second reading of an Ordinance of the City Council of the City of Los Altos Repealing in its Entirety the Polystyrene Foam Disposable Food Service Ware Ordinance, Chapter 6.44 of the Los Altos Municipal Code and find that this Ordinance is exempt from environmental review pursuant to Section 15308 of the State Guidelines implementing the California Environmental Quality Act of 1970.

Introduce and waive second reading of an Ordinance of the City Council of the City of Los Altos Repealing in its Entirety the Single-use Foodware Accessories and Condiments Ordinance, Chapter 6.45 of the Los Altos Municipal Code and find that this Ordinance is exempt from environmental review pursuant to Section 15308 of the State Guidelines implementing the California Environmental Quality Act of 1970.

Introduce and waive second reading of an Ordinance of the City Council of the City of Los Altos Amending the Los Altos Municipal Code, by Adding Chapter 6.42 Titled Regulations on Disposable Foodware and find that this Ordinance is exempt from environmental review pursuant



to Section 15308 of the State Guidelines implementing the California Environmental Quality Act of 1970.

**FISCAL IMPACT**

Not applicable.

**ENVIRONMENTAL REVIEW**

The ordinances proposed are exempt from environmental review pursuant to Section 15308 of the State Guidelines implementing the California Environmental Quality Act of 1970.

**PREVIOUS COUNCIL CONSIDERATION**

In 2020, the Los Altos City Council considered a similar Foodware Ordinance aimed at reducing plastic waste from single use foodware items. However, it was paused due to the onset of the COVID-19 pandemic and to avoid additional burdens on the business community.

**BACKGROUND**

Plastics pose a threat to the environment from origin to end-of-life. Plastic production is responsible for 3.5% of all greenhouse gas emissions—more than the entire aviation sector. To address and mitigate human caused environmental impacts like pollution, waste, and resource depletion, the City of Los Altos is proposing regulations to limit the use of single-use plastics in food and retail businesses.

The City's Climate Action and Adaptation Plan (CAAP), which aims to eliminate single-use plastics by 2035, builds upon the City Council's earlier commitment to reduce single-use plastic foodware and accessories in its 2020 Strategic Priorities Workplan. The CAAP additionally calls for regulations promoting reusable alternatives.

Current City Municipal Code regulations on single-use plastic are as follows:

1. Prohibits the use and sale of expanded polystyrene (EPS) foam foodware.
2. Prohibits the use of single-use plastic carry bags, with an exemption for restaurants bagging takeout orders. Thick plastic bags are allowed, as they are deemed “reusable.”
3. Requires restaurants to provide single-use plastic foodware accessories and standard condiments upon request only.

The Environmental Commission included a Foodware Ordinance in the 2024 Work Plan. A subcommittee formed to provide staff with guidance on policy recommendations and engage with the community. The Commission approved the proposed regulations on single-use plastic foodware and accessories at their meeting on September 11, 2024.

**DISCUSSION**

Building upon current Municipal Code regulations, the Disposable Foodware Ordinance will:

- Phase-out disposable plastic foodware and accessories in all food facilities that serve prepared food and drinks and require the use of fiber-based alternatives for takeout orders.
- Require reusable foodware for on-premises dining, with limited exceptions for fiber-based accessories.

- Establish a process for evaluating and granting exemptions to businesses or individuals who meet specific criteria.

Expanding local ordinances to prohibit single-use plastic foodware and mandate reusable options for dine-in, the City can significantly reduce plastic waste. Single-use plastic ordinances are becoming increasingly more common within the Bay Area and throughout California.

Consolidating the existing polystyrene and upon-request requirements with the new foodware regulations into a single ordinance will enhance code accessibility for the community.

### **Phased-Approach**

The ordinance enacts these regulations in two phases:

- Phase 1: The use of non-compliant disposable foodware is restricted to six (6) months from ordinance adoption.
- Phase 2: Reusable foodware for dine-in is required within twelve (12) months from ordinance adoption.

### **Compostable Plastics, Traditional Plastic, Fiber-based Products**

Compostable plastics, like bioplastics, require specific conditions to decompose properly, which is not met at the City’s composting facility. American Society for Testing and Materials (ASTM) standards allow for up to 180 days, while California composting facilities typically have a 30 to 60-day timeframe.

Bioplastics are not recyclable and can contaminate both compost and recycling streams, causing challenges in collection and confusing residents and restaurant staff. In contrast, paper, wood, bamboo, and other fiber-based compostable foodware items are accepted in the City’s compost program. Prohibiting compostable plastics will help prevent these materials from entering the waste stream.

Furthermore, The United Nations Environment Program reports that only 9% of all plastic ever made has been recycled, demonstrating that recycling is not a working solution at this time.

To combat the issues with the above, on June 30, 2022, the Governor signed the Plastic Pollution Prevention and Packaging Producer into State law. This shifts the plastic pollution burden from consumers to producers and will require the producers and manufacturers of certain plastic packaging and foodware to achieve specific targets by January 1, 2032:

- Reduce the weight and number of plastic items produced by 25% compared to 2023
- All covered items must be recyclable or compostable
- All covered items must be recycled or composted at a 65% rate

### **Neighboring Jurisdictions**

The table below provides information on single-use plastic foodware ordinances that require reusable foodware requirements for dine-in and/or fiber-based compostable for take-out in jurisdictions throughout the Bay Area (not exhaustive).



<b>JURISDICTION</b>	<b>Comprehensive Foodware Ordinance</b>	<b>Reusable Foodware Required for Dine-in</b>	<b>Must Be Fiber-Based Compostable</b>
<i>Los Altos</i>	<i>No</i>	<i>No</i>	<i>No</i>
Alameda	<b>Yes</b>	No	<b>Yes</b>
Atherton	<b>Yes</b>	No	<b>Yes</b>
Belmont	<b>Yes</b>	No	<b>Yes</b>
Berkeley	<b>Yes</b>	<b>Yes</b>	No
Brisbane	<b>Yes</b>	No	<b>Yes</b>
Burlingame	<b>Yes</b>	No	<b>Yes</b>
Colma	<b>Yes</b>	No	<b>Yes</b>
Cupertino	<b>Yes</b>	<b>Yes</b>	<b>Yes</b>
Daly City	<b>Yes</b>	<b>Yes</b>	<b>Yes</b>
Foster City	<b>Yes</b>	No	<b>Yes</b>
Half Moon Bay	<b>Yes</b>	<b>Yes</b>	<b>Yes</b>
Hillsborough	<b>Yes</b>	No	<b>Yes</b>
Menlo Park	No	No	No
Millbrae	<b>Yes</b>	No	<b>Yes</b>
Mountain View	<b>Yes</b>	No	<b>Yes</b>
Pacifica	<b>Yes</b>	<b>Yes</b>	<b>Yes</b>
Palo Alto	No	<b>No</b>	<b>Some</b>
Portola Valley	No	No	No
Redwood City	<b>Yes</b>	No	<b>Yes</b>
San Bruno	<b>Yes</b>	No	<b>Yes</b>
San Carlos	<b>Yes</b>	No	<b>Yes</b>
San Francisco	<b>Yes</b>	No	No
San Mateo	<b>Yes</b>	No	<b>Yes</b>
San Mateo County	<b>Yes</b>	No	<b>Yes</b>
San Ramon	No	No	<b>Yes</b>
Santa Clara County	No	No	No
Santa Cruz	<b>Yes</b>	No	<b>Yes</b>
Santa Rosa	No	<b>Yes</b>	No
South San Francisco	<b>Yes</b>	No	<b>Yes</b>
Truckee	<b>Yes</b>	<b>Yes</b>	No
Watsonville	<b>Yes</b>	No	No
Woodside	No	No	No

The City's draft Disposable Foodware Ordinance is largely based on the San Mateo County Single-Use Plastic Foodware Ordinance, which was adopted county-wide in February 2020.

To inform the development of the ordinance, staff consulted with San Mateo County and other cities implementing similar regulations to gain insights into their experiences and challenges.

Sustainability Staff participate on two (2) regional foodware groups consisting of other cities to further understand and work together on tackling this complex issue.

**Outreach Efforts**

To ensure broad awareness and understanding of the proposed requirements, City staff conducted a comprehensive outreach campaign targeting the business community. Key outreach methods included:

**Digital Communication:**

- **Targeted Email Campaigns:** Sent direct emails to businesses impacted by the ordinance, informing them of the proposed requirements and seeking feedback.
- **Newsletter Distribution:** Shared information through local newsletters, such as the Weekly News and those of business associations.
- **Dedicated Website Page:** Created a webpage on the City website providing detailed information and resources.

**Community Engagement:**

- **Environmental Commission Collaboration:** Discussed and solicited feedback from the Environmental Commission during multiple public meetings.
- **Informational Zoom Sessions:** Hosted two Zoom sessions with the Environmental Commission Subcommittee to address questions and concerns.
- **Farmers Market Engagement:** Tabled at the Los Altos Farmers Market to directly engage with residents.
- **Door-to-Door Outreach:** Conducted in-person outreach to over 100 businesses, providing information, resources, and seeking feedback.

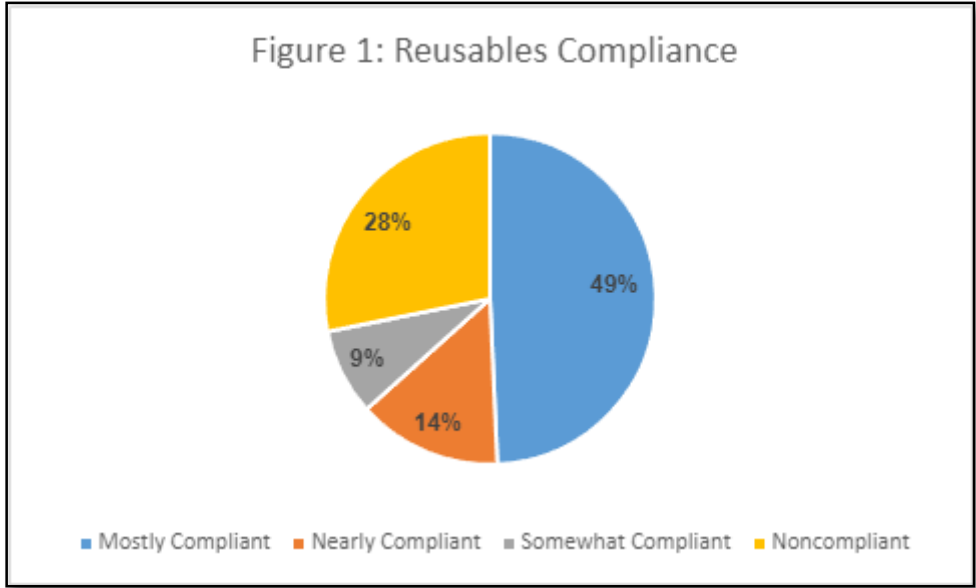
To assess the current situation, staff conducted a survey to gather data on the materials used for takeout and dine-in food and beverages by local businesses, including restaurants, coffee shops, grocery stores, and other food service establishments.

Due to the diverse nature of food businesses and unique product offerings, it was challenging to collect comprehensive data on every type of material. Despite this, observations revealed a wide range of materials used, with traditional plastic being the most prevalent in fast-food and fast-casual businesses. Plastic straws and cups were particularly common at most establishments. However, compostable plastics and fiber-based products were also in use, suggesting increasing awareness of sustainability initiatives.

Observations on businesses with on-premises seating revealed:

- **63%** of businesses are largely compliant with the proposed regulations, needing only minor adjustments like switching to fiber-based straws or reusable condiment cups.
- **37%** of businesses are partially or non-compliant, offering only single-use foodware items or a mix for dine-in customers. Many of these are fast-food/casual establishments with limited seating and focus on takeout orders.





**Reusable Bag Ordinance Amendments**

Los Altos Municipal code (Chapter 6.40) currently prohibits single-use plastic carryout bags at all retail locations, except for restaurants bagging takeout orders. Retail establishments must charge a minimum ten-cent fee for recycled or reusable bags. Reusable bags are defined as durable plastic bags that are at least 2.25 mil thick.

On September 22, 2024, Governor Newsom signed SB 1053, banning the distribution of all plastic bags, including the “thicker” plastic bags, starting January 1, 2026.

According to the United Nations Environmental Programme, up to five trillion (5,000,000,000,000) plastic bags are used worldwide every year. Furthermore, studies have demonstrated that thicker "reusable" bags are often not reused and contribute to plastic waste. The average lifespan of a plastic bag is only 12 minutes, when it was originally intended to be 125 uses.

Proposed Amendments that align with SB 1053:

- **Bans all plastic carryout bags:** Prohibits distribution of any carryout bags for the purpose of carrying purchased goods that is not a recycled paper.
- **Increase the minimum postconsumer recycled material content** for recycled paper bags to 50% by 2028.

In addition to the requirements of SB 1053, City staff are proposing to remove the exemption for food establishments.

**RECOMMENDATION**

Staff recommends introducing and waive further reading of the above ordinances which amend Chapter 6.40, repeal Chapter 6.44 and 6.45, and creates Chapter 6.42.

**ATTACHMENTS**

1. **Draft Ordinance – Amending Chapter 6.40**

- 2. Appendix A – Chapter 6.40 Text**
- 3. Draft Ordinance – Repealing Chapter 6.44**
- 4. Draft Ordinance – Repealing Chapter 6.45**
- 5. Draft Ordinance – Adding Chapter 6.42**
- 6. Appendix A – Chapter 6.42 Text**

**ORDINANCE NO. 2024-\_\_**

**AN ORDINANCE OF THE CITY COUNCIL OF THE CITY OF LOS ALTOS  
AMENDING CHAPTER 6.40 OF TITLE 6 HEALTH AND SAFETY OF THE LOS  
ALTOS MUNICIPAL CODE FOR REUSABLE BAGS**

**WHEREAS**, the use of carryout bags by consumers at retail establishments and food facilities is detrimental to the environment, public health and welfare.

**WHEREAS**, the manufacture and distribution of single-use carryout bags requires utilization of natural resources and results in the generation of greenhouse gas emissions.

**WHEREAS**, carryout bags contribute to environmental problems, including litter in stormdrains, creeks, the bay and the ocean.

**WHEREAS**, carryout bags provided by retail establishments and food facilities impose unseen costs on consumers, local governments, the state and taxpayers and constitute a public nuisance.

**WHEREAS**, the amendments was processed in accordance with the applicable provisions of the California Government Code and the Los Altos Municipal Code; and

**WHEREAS**, this Ordinance is exempt from environmental review pursuant to Section 15061(b)(3) of the State Guidelines implementing the California Environmental Quality Act of 1970, as amended; and

**NOW, THEREFORE**, the City Council of the City of Los Altos does hereby ordain as follows:

**SECTION 1. AMENDMENT OF TITLE 3 OF THE MUNICIPAL CODE.** Chapter 3.49 is hereby amended of the Los Altos Municipal Code as set forth in Appendix A to this Ordinance.

**SECTION 2. CONSTITUTIONALITY; AMBIGUITIES.** If any section, subsection, sentence, clause, or phrase of this Ordinance is for any reason held to be invalid or unconstitutional, such decision shall not affect the validity of the remaining portions hereof. Any ambiguities in the Los Altos Municipal Code created by this Ordinance shall be resolved by the Development Services Director, in their reasonable discretion, after consulting the City Attorney.

**SECTION 3. PUBLICATION.** This Ordinance shall be published as provided in Government Code Section 36933.

**SECTION 4. EFFECTIVE DATE.** This Ordinance shall be effective upon the commencement of the thirty-first day following the adoption hereof. The foregoing Ordinance was duly and properly introduced at a regular meeting of the City Council of the City of Los Altos held on October 22, 2024, and was thereafter, at a regular meeting held on November 12, 2024, passed and adopted by the following vote:



AYES:  
NOES:  
ABSENT:  
ABSTAIN:

---

Jonathan D. Weinberg, MAYOR

Attest:

---

Melissa Thurman MMC, City Clerk

**APPENDIX A**  
**AMENDMENTS TO CHAPTER 6.40**

## Chapter 6.40 REUSABLE BAGS

### 6.40.010 Findings and purpose.

The city council finds and determines that:

- A. The use of ~~single-use~~ carryout bags by consumers at retail establishments and food facilities is detrimental to the environment, public health and welfare.
- B. The manufacture and distribution of ~~single-use~~ carryout bags requires utilization of natural resources and results in the generation of greenhouse gas emissions.
- C. ~~Single-use~~ carryout bags contribute to environmental problems, including litter in stormdrains, creeks, the bay and the ocean.
- D. ~~Single-use~~ Carryout bags provided by retail establishments and food facilities impose unseen costs on consumers, local governments, the state and taxpayers and constitute a public nuisance.

The city council does, accordingly, find and declare that it should restrict the use of ~~single-use~~ carryout bags.

The city has a substantial interest in protecting its residents and the environment from negative impacts from

plastic carryout bags.

(Ord. No. 2013-390, § 1, 3-12-2013)

### 6.40.020 Definitions.

- A. "Customer" means any person obtaining goods or prepared food from a retail establishment or food facility.
- B. "Garment bag" means a travel bag made of pliable, durable material with or without a handle, designed to hang straight or fold double and used to carry suits, dresses, coats, or like without crushing or wrinkling the same.
- C. "Nonprofit charitable reuser" means a charitable organization, as defined in Section 501 (c)(3) of the Internal Revenue Code of 1986, or a distinct operating unit or division of the charitable organization, that reuses and recycles donated goods or materials and receives more than fifty (50) percent of its revenues from the handling and sale of those donated goods or materials.
- D. "Person" means any natural person, firm, corporation, partnership, or other organization or group however organized.
- E. "Prepared food" means foods or beverages, which require no further preparation to be consumed and are prepared on the premises by cooking, chopping, slicing, mixing, freezing,



or squeezing. "Prepared food" does not include any raw, uncooked meat product or fruits or vegetables which are chopped, squeezed, or mixed.

- F. "Postconsumer recycled material" means a material that would otherwise be destined for solid waste disposal, having completed its intended end use and product life cycle. Postconsumer recycled material does not include materials and byproducts generated from, and commonly reused within, an original manufacturing and fabrication process.
- G. ~~"Public eating establishment~~ "Food facility" ~~means a restaurant, take-out food establishment, or any other business that receives ninety (90) percent or more of its revenue from the sale of prepared food to be eaten on or off its premises.~~ an operation that stores, prepares, packages, serves, vends, or otherwise provides food to the public for human consumption, as defined by California Health and Safety Code Section 113789 or successor. "Food facility" includes, but is not limited to, restaurants, retail food establishments, caterers, cafeterias, stores, shops, sales outlets, grocery stores, pubs, coffee shops, convenience stores, liquor stores, supermarkets, delicatessens, fraternal clubs serving the public, itinerant restaurants, mobile food vendors, vehicles or carts, or roadside stands. It includes both permanent and temporary food facilities. Public schools are exempt from the provisions of this chapter.
- G. "Recycled paper bag" means a paper bag provided at the check stand, cash register, point of sale, or other point of departure for the purpose of transporting food or merchandise out of the establishment that contains no old growth fiber and a minimum of ~~forty (40)~~ fifty (50) percent post-consumer recycled content; is one hundred (100) percent recyclable; and has printed in a highly visible manner on the outside of the bag the words "reusable" and "recyclable," the name and location of the manufacturer, and the percentage of post-consumer recycled content.
- H. "Retail establishment" means any commercial establishment that sells perishable or nonperishable goods including, but not limited to, clothing, prepared food, and personal items directly to the customer; and is located within or doing business within the geographical limits of the City of Los Altos. "Retail establishment"-does not include ~~public eating establishments or~~ nonprofit charitable reusers.
- I. "Reusable bag" means ~~either~~ a bag made of cloth or other machine washable fabric that has handles, ~~or a durable plastic bag with handles that is at least 2.25 mil thick and is specifically designed and manufactured for multiple reuse.~~ A garment bag may meet the above criteria regardless of whether it has handles or not.
- J. ~~"Single use Carryout bag"~~ means a bag of plastic, paper, or other material that is provided by a store to a customer at the point of sale for the purpose of carrying purchased goods and this is not a recycled paper bag. ~~other than a reusable or bag provided at the check stand, cash register, point of sale or other point of departure, including departments within a establishment for the purpose of transporting food or merchandise out of the establishment.~~ "Single use Carryout bags" do not include bags without handles provided to the customer:
  - 1. ~~To transport prepared food, produce, bulk food or meat from a department within a store to the point of sale;~~

2. To hold prescription medication dispensed from a pharmacy; or
3. To segregate food or merchandise that could damage or contaminate other food or merchandise when placed together in a reusable bag or recycled paper bag.
4. A nonhandled bag that is designed to be placed over articles of clothing on a hanger, such as a garment bag used in dry cleaning or laundry services.

(Ord. No. 2013-390, § 1, 3-12-2013)

**6.40.030 ~~Single-use~~ Carryout bags.**

- A. No retail establishment or food facility shall provide a ~~single-use~~ carryout bag to a customer, at the check stand, cash register, point of sale or other point of departure for the purpose of transporting food or merchandise out of the establishment except as provided in this section.
- B. A retail establishment and food facility ~~may only make recycled paper bags or reusable bags available to customers if the retailer charges~~ must charge a minimum of ten cents (\$0.10) per bag.
- C. Notwithstanding this section, no retail establishment or food facility may make available for sale a recycled paper bag or a reusable bag unless the amount of the sale of such bag is separately itemized in the sale receipt.
- D. A retail establishment or food facility may provide one or more recycled paper bags at no cost to any of the following individuals: a customer participating in the California Special Supplement Food Program for Women, Infants, and Children pursuant to Article 2 (commencing with Section 123275) of Chapter 1 of Part 2 of Division 106 of the Health and Safety Code; a customer participating in the Supplemental Food Program pursuant to Chapter 10 (commencing with Section 15500) of Part 3 of Division 9 of the California Welfare and Institutions Code; and a customer participating in Calfresh pursuant to Chapter 10 (commencing with Section 18900) Part 6 of Division 9 of the California Welfare and Institutions Code.

(Ord. No. 2013-390, § 1, 3-12-2013; Ord. No. 2014-404 , § 1, 11-25-2014)

**6.40.040 Recordkeeping and inspection.**

Every retail establishment and food facility shall keep complete and accurate record or documents of the purchase and sale of any recycled paper bag or reusable bag by the retail establishment, for a minimum period of three (3) years from the date of purchase and sale, which record shall be available for inspection at no cost to the city during regular business hours by any city employee authorized to enforce this part. Unless an alternative location or method of review is mutually agreed upon, the records or documents shall be available at the retail establishment address. The provision of false information including incomplete records or documents to the city shall be a violation of this chapter.

(Ord. No. 2013-390, § 1, 3-12-2013)

**6.40.050 Administrative penalty.**

A penalty may be imposed upon findings made by a city's code enforcement officer that any retail establishment has provided a ~~single-use~~ carryout bag to a customer in violation of this chapter. The amount of penalty and the penalty procedures are contained in the Los Altos Municipal Code, Chapter 1.30, entitled "Administrative Citations and Orders."

(Ord. No. 2013-390, § 1, 3-12-2013)



**ORDINANCE NO. 2024-XX**

**AN ORDINANCE OF THE CITY COUNCIL OF THE CITY OF LOS ALTOS REPEALING IN ITS ENTIRETY THE POLYSTYRENE FOAM DISPOSABLE FOOD SERVICE WARE ORDINANCE, CHAPTER 6.44 OF THE LOS ALTOS MUNICIPAL CODE**

**WHEREAS**, the City Council is empowered pursuant to Article XI, Section 7 of the California Constitution to make and enforce within the City all local, police, sanitary, and other ordinances and regulations not in conflict with general laws; and

**WHEREAS**, the City Council repeals in its entirety the Polystyrene Foam Disposable Food Service Ware Ordinance, Chapter 6.44 of the Los Altos Municipal Code; and

**WHEREAS**, this Ordinance is exempt from environmental review pursuant to Section 15378(b)(4) and 15273(a)(1) and 15273(a)(2) of the State Guidelines implementing the California Environmental Quality Act of 1970, as amended; and

**NOW, THEREFORE**, the City Council of the City of Los Altos does hereby ordain as follows:

**SECTION 1. AMENDMENT OF CHAPTER 6.44 OF THE MUNICIPAL CODE.** Chapter 6.44 of the Los Altos Municipal Code is hereby amended as set forth in Appendix A to this Ordinance, underline indicating addition, and strikethrough indicating deletion.

**SECTION 2. CONSTITUTIONALITY; AMBIGUITIES.** If any section, subsection, sentence, clause, or phrase of this Ordinance is for any reason held to be invalid or unconstitutional, such decision shall not affect the validity of the remaining portions hereof. Any ambiguities in the Los Altos Municipal Code created by this Ordinance shall be resolved by the Director of Development Services, in their reasonable discretion, after consulting the City Attorney.

**SECTION 3. PUBLICATION.** This Ordinance shall be published as provided in Government Code Section 36933.

**SECTION 4. EFFECTIVE DATE.** This Ordinance shall be effective upon the commencement of the thirty-first day following the adoption hereof.

The foregoing Ordinance was duly and properly introduced at a regular meeting of the City Council of the City of Los Altos held on October 22, 2024, and was thereafter, at a regular meeting held on November 12, 2024, passed and adopted by the following vote:

- AYES:
- NOES:
- ABSENT:
- ABSTAIN:

\_\_\_\_\_  
Jonathan D. Weinberg, MAYOR

Attest:

\_\_\_\_\_  
Melissa Thurman MMC, City Clerk

**APPENDIX A  
AMENDMENTS TO CHAPTER 6.44**



**ORDINANCE NO. 2024-XX**

**AN ORDINANCE OF THE CITY COUNCIL OF THE CITY OF LOS ALTOS REPEALING IN ITS ENTIRETY THE SINGLE-USE FOODWARE ACCESSORIES AND CONDIMENTS ORDINANCE, CHAPTER 6.45 OF THE LOS ALTOS MUNICIPAL CODE**

**WHEREAS**, the City Council is empowered pursuant to Article XI, Section 7 of the California Constitution to make and enforce within the City all local, police, sanitary, and other ordinances and regulations not in conflict with general laws; and

**WHEREAS**, the City Council repeals in its entirety the Single-use Foodware Accessories and Condiments Food Service Ware Ordinance, Chapter 6.45 of the Los Altos Municipal Code; and

**WHEREAS**, this Ordinance is exempt from environmental review pursuant to Section 15378(b)(4) and 15273(a)(1) and 15273(a)(2) of the State Guidelines implementing the California Environmental Quality Act of 1970, as amended; and

**NOW, THEREFORE**, the City Council of the City of Los Altos does hereby ordain as follows:

**SECTION 1. AMENDMENT OF CHAPTER 6.44 OF THE MUNICIPAL CODE.** Chapter 6.44 of the Los Altos Municipal Code is hereby amended as set forth in Appendix A to this Ordinance, underline indicating addition, and strikethrough indicating deletion.

**SECTION 2. CONSTITUTIONALITY; AMBIGUITIES.** If any section, subsection, sentence, clause, or phrase of this Ordinance is for any reason held to be invalid or unconstitutional, such decision shall not affect the validity of the remaining portions hereof. Any ambiguities in the Los Altos Municipal Code created by this Ordinance shall be resolved by the Director of Development Services, in their reasonable discretion, after consulting the City Attorney.

**SECTION 3. PUBLICATION.** This Ordinance shall be published as provided in Government Code Section 36933.

**SECTION 4. EFFECTIVE DATE.** This Ordinance shall be effective upon the commencement of the thirty-first day following the adoption hereof.

The foregoing Ordinance was duly and properly introduced at a regular meeting of the City Council of the City of Los Altos held on October 22, 2024, and was thereafter, at a regular meeting held on November 12, 2024, passed and adopted by the following vote:

- AYES:
- NOES:
- ABSENT:
- ABSTAIN:

\_\_\_\_\_  
Jonathan D. Weinberg, MAYOR

Attest:

\_\_\_\_\_  
Melissa Thurman MMC, City Clerk

**APPENDIX A  
AMENDMENTS TO CHAPTER 6.45**



**ORDINANCE NO. 2024-XX**

**AN ORDINANCE OF THE CITY COUNCIL OF THE CITY OF LOS ALTOS  
AMENDING THE LOS ALTOS MUNICIPAL CODE, BY ADDING CHAPTER 6.42  
ENTITLED "REGULATIONS ON DISPOSABLE FOODWARE"**

**WHEREAS**, the production, consumption and end of life management of Disposable Foodware, typically used for only a few minutes before being discarded, have significant environmental impacts including substantial greenhouse gas emissions, litter, marine pollution, environmental contamination, harm to wildlife, the depletion of precious natural resources, decrease of biodiversity, and the generation of hard-to-manage waste.

**WHEREAS**, disposable Foodware substantially contributes to hard-to-recycle wastes. Packaging comprises 27% of California’s disposed waste stream annually. The generation of municipal solid waste in 1960 was just 2.68 pounds per person per day in California and reached 4.9 pounds per person per day in 2018, the last time EPA reported generation rates. In 2018, 28% of municipal solid waste disposed of in the U.S. was packaging.

**WHEREAS**, every year, about 8 million tons of plastic waste escape into the oceans from coastal nations. That’s the equivalent of dumping the contents of one garbage truck into the ocean every minute. Research indicates that as of 2015, there were over 150 million tons of plastics in the ocean. If plastic inputs are not significantly curtailed, the ocean will contain 3 times more plastic by weight than fish by 2025. Over 900 species of marine wildlife have been impacted by plastic ingestion and entanglement.

**WHEREAS**, each year in California and globally, during International Coastal Cleanup Day, seven of the top ten littered items collected on beaches and shorelines are Disposable food and beverage packaging. Almost all of them are plastic.

**WHEREAS**, plastic may last for hundreds and even thousands of years, and has broad, long-lasting negative impacts. Plastics are persistent and accumulating dramatically in oceans worldwide. Scientists document a complex toxicology of plastic micro- and nano- particles in marine life that transfers up the food chain, including to people.

**WHEREAS**, packaging, including Foodware, is a primary user of virgin materials and resources. 55% of paper produced each year is used for packaging. Paper production is responsible for 3 billion trees logged in the U.S. each year, which causes loss of habitat and biodiversity, results in sedimentation of streams, and reduces the availability of trees to capture CO2 from the atmosphere.

**WHEREAS**, the growth of plastics production in the past 65 years has substantially outpaced any other manufactured material. 42% of non-fiber plastics produced are used for packaging and 60% of all plastics produced between 1950 and 2015 were landfilled or entered the environment. Half of all global plastic production is for single-use applications.

**WHEREAS**, reducing the production and disposal of plastic is essential to reducing greenhouse gas emissions. It is estimated that in 2019 alone the global production and incineration of plastic

produced more than 850 million metric tons of greenhouse gasses—equal to the emissions from 189 five-hundred-megawatt coal power plants.

**WHEREAS**, disposable Foodware poses numerous threats to human health. Over 12,000 chemicals are used in food packaging and other materials that contact food. Many are known to cause cancer, endocrine disruption, chronic diseases and other illnesses in people, and to harm aquatic and terrestrial ecosystems. Many of the most toxic chemicals used in Disposable Foodware migrate into food and beverages.

**WHEREAS**, disadvantaged and low-income communities are disproportionately impacted by the human health and environmental impacts of toxic chemicals in Disposable Foodware, plastic pollution, and fossil fuel extraction.

**WHEREAS**, requiring the use of 100% Reusable Foodware for onsite dining and take-out food service in urban cities in the U.S. is estimated to achieve an 86% reduction in Disposable Foodware, equal to 841 billion Foodware items eliminated, 7.5 million tons of waste avoided, \$5 billion in net savings for the food service industry for food service operations, \$5.1 billion saved by business and local government in solid waste management costs, and 17 billion pieces of litter prevented. Meanwhile 193,000 local community-based jobs would be created.

**WHEREAS**, in 2021, Governor Newsom signed into law California Assembly Bill (AB) 1276 (codified at Pub. Res. Code, Sections 42270 et seq.) which prohibits food facilities from providing any single-use Foodware Accessories or condiment packages unless requested by the customer.

**WHEREAS**, State law allows customers to provide their own Reusable Beverage Cups and Reusable Food Containers for service, and, consistent with the Centers for Disease Control and Prevention, the Alameda County Department of Environmental Health allows the use of Reusable Food Service Ware when properly washed, rinsed, and sanitized.

**WHEREAS**, the proposed ordinance requiring food providers to limit Disposable Food Service Ware is intended to reduce the risk of harm to wildlife and improve water quality in City waterways as required by the Stormwater Permit.

**NOW, THEREFORE**, the City Council of the City of Los Altos does hereby ordain as follows:

**SECTION 1. AMENDMENT OF TITLE 6 OF THE MUNICIPAL CODE.** Chapter 6.XX is hereby added to the Los Altos Municipal Code as set forth in Appendix A to this Ordinance, underline indicates addition, strikethrough indicates deletion.

**SECTION 2. CONSTITUTIONALITY; AMBIGUITIES.** If any section, subsection, sentence, clause, or phrase of this Ordinance is for any reason held to be invalid or unconstitutional, such decision shall not affect the validity of the remaining portions hereof. Any ambiguities in the Los Altos Municipal Code created by this Ordinance shall be resolved by the Development Services Director, in their reasonable discretion, after consulting the City Attorney.

**SECTION 3. PUBLICATION.** This Ordinance shall be published as provided in Government Code Section 36933.

**SECTION 4. EFFECTIVE DATE.** This Ordinance shall be effective upon the commencement of the thirty-first day following the adoption hereof.

The foregoing Ordinance was duly and properly introduced at a regular meeting of the City Council of the City of Los Altos held on October 22, 2024, and was thereafter, at a regular meeting held on November 12, 2024, passed and adopted by the following vote:

- AYES:
- NOES:
- ABSENT:
- ABSTAIN:

\_\_\_\_\_  
Jonathan D. Weinberg, MAYOR

Attest:

\_\_\_\_\_  
Melissa Thurman MMC, City Clerk



**APPENDIX A**  
**ADDING CHAPTER 6.42**

## CHAPTER 6.42 - REGULATIONS ON DISPOSABLE FOODWARE

### Section 6.42.10 Definitions.

Unless otherwise expressly stated, whenever used in this chapter, the following terms shall have the meanings set forth below:

- A. "Aluminum foil-based" means any disposable foodware composed entirely of aluminum, including but not limited to aluminum tray liners, aluminum foil, and aluminum foil baskets.
- B. "Biodegradable Products Institute" or "BPI" is a multi-stakeholder association of key individuals and groups from government, industry, and academia, which promotes the use and recycling of biodegradable polymeric materials (via composting). BPI maintains and certifies a list of products that demonstrate that they meet the requirements of ASTM D6400 or D6868, based on testing in an approved laboratory.
- C. "Compostable" means an item or material is accepted in the City's available organics collection program as fully compostable, as determined by the City's Development Services Department, and is listed, described, or referenced on the Sustainability Division website as compostable. The City shall list only items or materials that are Fiber-based and will break down into, or otherwise become a part of, usable compost (e.g., soil conditioning material, mulch) in a safe and timely manner. Products or packages made with plastics, either petroleum or biological based, and made with fluorinated chemicals shall not be considered compostable. Only items and materials certified to meet these standards by the Biodegradable Products Institute, Compost Manufacturing Alliance, and/or other third party recognized by the City shall be considered compostable.
- D. "City" means the City of Los Altos.
- E. "Disposable" means designed to be discarded after a single or limited number of uses and not designed or manufactured for long-term multiple reuses.
- F. "Fiber/natural fiber-based" means a plant or animal-based, nonsynthetic fiber, including but not limited to products made from paper, sugarcane, bamboo, wheat stems/stalk, hay, wood, etc. Fiber-based items do not include or contain petroleum-based or biologically-based polymers of any kind.
- G. "Foodware" means food contact products used for serving, distributing, holding, packaging, and/or transporting prepared food including, but not limited to plates, cups, bowls, trays, clamshell containers, boxes, utensils, straws, lids, and food contact paper (e.g., wraps, bags, tray liners, etc.). The term "foodware" includes foodware accessories and standard condiment in disposable packaging.

- H. “Foodware accessories” includes different types of foodware such as straws, stirrers, cup spill plugs, cup sleeves, condiment cups and packets, utensils, cocktail sticks/picks, toothpicks, napkins, and other similar accessory or accompanying foodware used as part of food or beverage service or packaging.
- I. “Food facility” means an operation that stores, prepares, packages, serves, vends, or otherwise provides food to the public for human consumption, as defined by California Health and Safety Code Section 113789 or successor. “Food facility” includes, but is not limited to, restaurants, retail food establishments, caterers, cafeterias, stores, shops, sales outlets, grocery stores, pubs, coffee shops, convenience stores, liquor stores, supermarkets, delicatessens, fraternal clubs serving the public, itinerant restaurants, mobile food vendors, vehicles or carts, or roadside stands. It includes both permanent and temporary food facilities. Public schools are exempt from the provisions of this chapter.
- J. “Healthcare facilities” means places that provide healthcare to the public. Healthcare facilities include, but are not limited to, hospitals, clinics, outpatient care centers, nursing homes, psychiatric care centers, medical offices, hospice homes, mental health and addiction treatment centers, orthopedic and other rehabilitation centers, urgent care, birth centers, etc.
- K. “Non-compostable” means not meeting the definition of compostable set forth in this chapter.
- L. “Non-reusable” means an item that is designed to be used once and discarded and is not specifically designed and manufactured for repeated cleaning, disinfecting, and reuse over an extended period of time.
- M. “On-premises dining” means food prepared for consumption on the premises of the food facility either indoors or outdoors.
- N. “Off-premises dining” means food prepared for consumption off the premises of the food facility. It includes, but is not limited to, takeout food delivery service, drive-through and catering off site.
- O. “Perfluoroalkyl and Polyfluoroalkyl substances (PFAS)” means a class of fluorinated organic chemicals containing at least one (1) fully fluorinated carbon atom.
- P. “Perfluoroalkyl and Polyfluoroalkyl Substances (PFAS) Free” means either of the following:
1. PFAS has not been intentionally added to a product or product component.
  2. The presence of PFAS in a product or product component is below one hundred (100) parts per million, as measured in total organic fluorine.



- Q. “Polystyrene-based” means and includes expanded polystyrene, which is a thermoplastic petrochemical material utilizing a styrene monomer and processed by any number of techniques including, but not limited to, fusion of polymer spheres (expandable bead polystyrene), injection molding, form molding, and extrusion-blow molding (extruded foam polystyrene). The term “polystyrene” also includes polystyrene that has been expanded or blown using a gaseous blowing agent into a solid foam (expanded polystyrene (EPS)) and clear or solid polystyrene known as oriented polystyrene.
- R. “Prepackaged food” means any properly labeled processed food, prepackaged to prevent any direct human contact with the food product upon distribution from the manufacturer and prepared at an approved source.
- S. "Prepared Food" means food or beverages that undergo a cooking or food preparation technique on the food facility's premises for consumption by the public. Cooking or food preparation technique includes but is not limited to the following:
1. Cooking methods, utilizing the application of heat, such as steaming, microwaving, simmering, boiling, broiling, grilling, frying, or roasting.
  2. Beverage preparation, such as blending, brewing, steeping, juicing, diluting, or pouring.
  3. Food preparation techniques, such as defrosting, rinsing, washing, diluting, cutting, portioning, mixing, blending, assembling, coating, dipping, garnishing, decorating, or icing.
- Prepared Food does not include raw eggs or raw butchered meats, fish, and/or poultry sold from a butcher case, a refrigerator case, or similar retail appliance.
- T. “Reusable” means foodware and foodware accessories that are manufactured of durable materials and specifically designed and manufactured to be washed and sanitized and to be used repeatedly over an extended period of time and are safe for washing and sanitizing according to applicable regulations.
- U. “Standard condiment” means relishes, spices, sauces, confections, or seasonings that require no additional preparation and that are usually used on a food item after preparation, and includes different types such as ketchup, mustard, mayonnaise, soy sauce, hot sauce, salsa, salt, pepper, and sugar/sugar substitutes.
- V. “Takeout food” means prepared food that is purchased to be consumed off a food facility’s premises. Takeout food includes prepared food delivered by a food facility or by a third-party takeout food delivery service.

- W. “Takeout food delivery service” is a service for online food ordering and delivery of prepared food from a food facility to a customer. This service can be provided directly by the food facility or by a third party.
- X. “Utensils” include different types of instruments used to assist the consumption of food, specifically, forks, knives, spoons, sporks, chopsticks, and tongs.
- Y. “Vendor” means any store or business which sells or offers goods or merchandise, located or operating within the city of Los Altos.

**6.42.20 Disposable Foodware Accessories and Condiments**

Effective as of June 1, 2022:

- A. Disposable Foodware Accessories and Standard Condiments shall be provided only upon request.
  - 1. Food Facilities shall provide Disposable Foodware Accessories or Standard Condiments to customers for takeout and delivery orders only when specifically requested by the customer. Takeout and delivery orders include orders made directly with the Food Facility and orders made using digital ordering/point of sale platforms.
  - 2. Disposable Foodware Accessories and Standard Condiments shall not be bundled or packaged in a manner that prohibits a take-out customer from taking only the specific Disposable Foodware Accessory and/or Standard Condiment desired without also having to take a different Disposable Foodware Accessories and/or Standard Condiment.
  - 3. Disposable Foodware Accessories shall not be individually wrapped and may be provided to customers using refillable dispensers that dispense items one at a time.
  - 4. Takeout Food Delivery Services that utilize digital ordering/point of sale platforms, including but not limited to the internet and smart phone, shall only offer Disposable Foodware Accessories by providing clear options for customers to affirmatively request these items separate from orders for food and beverages. The default option on the digital ordering/point of sale platforms shall be that no Disposable Foodware Accessories are requested. Each individual Disposable Foodware Accessory (e.g., each fork, knife, condiment packet, napkin, etc.) provided with Prepared Food must be specifically requested by the customer in order for a Food Facility to provide it.
  - 5. A Food Facility may ask a drive-through consumer if the consumer wants a Disposable Foodware Accessory if the Disposable Foodware Accessory

is necessary for the consumer to consume ready-to-eat food, or to prevent spills of or safely transport ready-to-eat food.

6. For delivery orders, Food Facilities may choose to include specific accessories, such as cup lids, spill plugs, and trays, in order to prevent spills and deliver food and beverages safely.

**Section 6.42.30 Compliant Disposable Foodware for Off-premises Dining.**

Effective 6-months after ordinance adoption:

- A. Food Facilities may provide Prepared Food in Disposable Foodware for Off-premises Dining (e.g., takeout food, grocery delicatessen/hot bar, catering off site, take away leftover food, etc.) provided that:
  1. On or after July 4, 2014, Food Facilities shall not use Polystyrene-based Disposable Foodware.
  2. Disposable Foodware and Accessories shall be Compostable, recyclable glass, or Aluminum Foil-based and PFAS Free.
  3. Disposable Foodware Accessories shall be provided only upon request as outlined in section 6.42.20 of this ordinance.

**Section 6.42.40 Reusable Foodware Required for On-premises Dining.**

Effective 12-months after ordinance adoption:

- A. Food Facilities shall only serve Prepared Food for On-premises Dining with Reusable Foodware except as otherwise provided in subsection B of this section.
- B. Food Facilities may provide the following Non-reusable Foodware Accessories: straws, stirrers, cocktail sticks/picks, toothpicks, napkins, wrappers, and liners so long as they are compostable.
- C. Standard Condiments provided for on-site consumption shall not be served in disposable, individual-serving packets.
- D. Nothing in this section shall prohibit a food facility from offering, upon a customer's request, Non-reusable Foodware for takeout food or to take away leftover food after dining on the premises.
- E. New building permits and new or renewed business licenses for Food Facilities applied for, and/or deemed complete after ordinance effective date shall only be granted to Food Facilities that can demonstrate adequate capacity to comply with this the regulations provided in this chapter.



- F. Food Facilities subject to the requirements of subsection A that do not have onsite or off-site dishwashing capacity and are unable to contract for services to wash, rinse, and sanitize Reusable Foodware, in order to comply with applicable provisions of the California Health and Safety Code, may petition the City Manager for an exemption or extension as outlined in this chapter.

**Section 6.42.50 Distribution of Polystyrene-based Disposable Foodware.**

- A. On or after July 4, 2014, Polystyrene-based Disposable Foodware shall not be sold or provided by any vendor in Los Altos.

**Section 6.42.60 Recordkeeping and inspection.**

- A. Food Facilities shall keep a complete and accurate record or documents of the purchase of the acceptable Disposable Food Service Ware evidencing compliance with this Chapter for a minimum period of three (3) years from the date of purchase.
- B. The records shall be made available for inspection at no cost to the City during regular business hours by City staff authorized to enforce this Chapter. Unless an alternative location or method of review is mutually agreed upon, the records or documents shall be made available at the Food Facility address.
  - 1. The provision of false or incomplete information, records, or documents to the City shall be a violation of this Chapter.

**Section 6.42.70 Exemptions.**

- A. Prepackaged Food is exempt from the provisions of this chapter.
- B. Nothing in this chapter shall conflict or be construed to conflict with the Americans with Disabilities Act or any other applicable law concerning the rights of individuals with disabilities. Nothing in this chapter shall restrict, or be construed to restrict, the provision by Food Facilities of Disposable Non-compostable straws to individuals who may request the use of Disposable Non-compostable straws to accommodate medical needs or disabilities. Healthcare facilities may distribute Disposable Non-compostable straws with or without request by a patient at the discretion of the healthcare facility staff based on the physical or medical needs of the patient.
- C. Disposable Foodware and Accessories banned by Section 6.42.20 of this ordinance may request an exemption if the Food Facility demonstrates, in writing, to the satisfaction of the City Manager or their designee, that compliance with the provisions of this Chapter will impose a unique problem not generally applicable to other persons in similar circumstances that will result in an undue economic hardship.

- i. An undue economic hardship could include but is not limited to: overstocked supplies that cannot be returned to the distributor or used at another store outside the city; or unique Foodware accessory needs for which no suitable alternative exists. The Food Facility must demonstrate that no reasonably feasible alternative exists for a specific and necessary prohibited Disposable Foodware item or Accessory.
- ii. The City Manager or their designees shall issue a written decision to grant or deny an exemption and may exempt the food provider for no more than one (1) year from the date of the demonstration. The City Manager’s decision shall be final and is not subject to appeal.

**Section 6.42.80 Administrative Penalty.**

A penalty may be imposed upon findings made by a city's code enforcement officer that any Food Facility has provided "Non-reusable/Non-compostable Foodware" in violation of this chapter. The amount of penalty and the penalty procedures are contained in the Los Altos Municipal Code, Chapter 1.30, entitled "Administrative Citations and Orders."



## City Council Agenda Report

**Meeting Date:** October 22, 2024

**Prepared By:** Irene Barragan

**Approved By:** Jolie Houston

**Subject:** Contract Amendment: City Manager Employment Agreement

---

### COUNCIL PRIORITY AREA

- Business Communities
- Circulation Safety and Efficiency
- Environmental Sustainability
- Housing
- Neighborhood Safety Infrastructure
- General Government

### RECOMMENDATION

Move to approve Amendment No. 3 to the City Manager Employment Agreement.

### FISCAL IMPACT

This amendment will result in an increase of \$14,230 in the City Manager’s annual salary.

### ENVIRONMENTAL REVIEW

Not applicable.

### PREVIOUS COUNCIL CONSIDERATION

September 10, 2024 – City Council Closed Session – Public Employee Performance Evaluation

### BACKGROUND

The Los Altos City Council selects, appoints and is responsible for evaluating the performance of the City Manager on an annual basis. As the result of the performance evaluation process, the City Council may consider an adjustment to compensation.

### DISCUSSION/ANALYSIS

The Fiscal Year 2023/2024 performance evaluation process has been conducted. Based upon this review, the following compensation and contractual modifications are recommended:

1. Compensation increase of 5% based upon the peer cities competitive salary market.

These modifications are included in the amendment to the City Manager Employment Agreement (Attachment 1) and take effect the first full pay period after July 1, 2024.



**ATTACHMENTS**

- 1. Amendment No. 3 to the City Manager Employment Agreement

**CITY MANAGER EMPLOYMENT AGREEMENT**

This Amended and Restated Agreement for Employment of City Manager (this “Agreement”) is made and entered on this 21 day of October, 2024, by and between the City of Los Altos (the “City”), a California general law municipal corporation, and Gabriel Engeland (“Engeland”) (jointly, the “Parties”).

**RECITALS**

WHEREAS, on June 22, 2021, the Parties entered a City Manager Employment Agreement (the “Employment Contract”) setting forth the terms and conditions of Engeland’s employment by the City as the City’s City Manager; and

WHEREAS, the effective date of the Employment Contract was July 19, 2021; and

WHEREAS, the Employment Contract was amended on October 11, 2022, by Amendment No. 1 to the Employment Contract (the “First Amendment”); and

WHEREAS, the Employment Contract was amended on November 28, 2023, by Amendment No. 2 to the Employment Contract (the “Second Amendment”); and

WHEREAS, the City Council now desires to amend the Employment Contract again to increase Engeland’s salary by \$14,230 annually; and

WHEREAS, for administrative convenience the Parties desire to amend and restate the Employment Contract in full to reflect in one document the original provisions of the Employment Contract as amended by the First Amendment, and to reflect the foregoing salary increase; and

WHEREAS, the Parties do not intend the amendment and restatement of the Employment Contract to affect its interpretation in any manner except to reflect the amendments in the First Amendment and to reflect the foregoing salary increase; and

WHEREAS, the City is best served by a City Manager who establishes and maintains a strong partnership with the City Council and the community, and such a partnership is best achieved by the City Manager’s involvement in a broad spectrum of community activities and by having a personal stake and interest in the quality of life shared by those who live in the community; and

WHEREAS, the City Manager is an integral part of the City’s Emergency Services Team and the City Council has developed a heightened awareness of the value of having the City Manager available during the critical hours immediately following catastrophic events; and

WHEREAS, the City Council believes, therefore, that it is in the best interest of the community for the City Manager to reside within the geographic boundaries of the City, and recognizing the high cost of housing, the City determines that it is in the City’s best interest to assist in such housing; and

WHEREAS, the housing assistance shall be in accordance with the terms of this Agreement; and

WHEREAS, the City Council finds that above stated reasons for the housing assistance constitute legitimate public purposes for making the housing assistance;

NOW, THEREFORE, in consideration of the respective and mutual covenants hereinafter contained and made, and for other good and valuable consideration, the receipt and sufficiency of which are hereby acknowledged and agreed, and subject to all the terms and conditions hereof, the Parties agree as follows:

SECTION 1. EMPLOYMENT, DUTIES AND RESPONSIBILITIES

A. **Appointment of City Manager.** City does hereby agree to employ Engeland in the capacity of City Manager with a work start date of July 19, 2021 (the “Effective Date”). Engeland’s employment is “at-will” and Engeland serves at the pleasure of the City-Council.

B. **Duties.** Engeland shall perform the functions and duties specified under the Government Code of the State of California, the Los Altos Municipal Code, and Ordinances and Resolutions of the City, and to perform such other legally permissible and proper duties and functions as the City Council shall from time-to-time assign.

C. **Term of Agreement.** This Agreement shall be effective from July 19, 2021, and will remain in force and effect until terminated as provided herein, Engeland resigns, or Engeland dies or becomes incapacitated or otherwise unable to perform the duties hereunder. Nothing in this Agreement shall prevent, limit, or otherwise interfere with (a) Engeland’s at-will status; (b) the right of the City to terminate the services of Engeland as provided herein; or (c) the right of Engeland to resign from his position as provided herein.

D. **[Deleted by the First Amendment.]**

E. **Hours of Work.** Engeland is expected to devote the necessary time outside normal office hours to the business of the City. To that end, Engeland shall be allowed flexibility in setting his own office hours, provided that Engeland shall work as necessary during customary business hours to satisfactorily perform his City Manager duties and responsibilities and be available to other City staff during customary business hours. This position is exempt from the Fair Labor Standards Act overtime pay requirements; therefore, Engeland shall not be entitled to additional compensation for any work performed in excess of the City’s regular workweek. Engeland shall keep the City Council and his direct reports aware of his office schedule.

F. **Exclusive Employment.** The employment provided for by this Agreement shall be Engeland’s sole employment. Recognizing that certain outside consulting or teaching opportunities provide indirect benefits to the City and the community, subject to prior approval by the City Council, Engeland may elect to accept limited teaching, consulting or other business opportunities which do not interfere with or create a conflict of interest (or the appearance of a conflict of interest)



with the performance of his duties or obligations under this Agreement, or place the City, the City Council or Engeland in an unfavorable light.

SECTION 2. COMPENSATION - SALARY AND BENEFITS

A. **Salary.**

1. Initial Base Salary. City shall pay Engeland an annual base salary of Two Hundred Forty-five Thousand and Ninety-five Dollars (\$245,095) (“Base Salary”). Salary shall be paid in bi-weekly installments at the same time as other employees of City are paid. Engeland’s Base Salary shall increase to Two Hundred Fifty-seven Thousand Five Hundred Ninety-five Dollars (\$257,595) effective the first pay period after July 1, 2022. Engeland’s Base Salary shall increase to Two Hundred Eighty-four Thousand Five Hundred Ninety-five Dollars (\$284,595), effective the first pay period after July 1, 2023. Engeland’s Base Salary shall increase to Two Hundred Ninety-eight Thousand Eight Hundred Twenty-five Dollars (\$298,825), effective the first pay period after July 1, 2024.

2. Changes to Compensation. Should the City Council, upon completion of its annual review of Engeland’s performance pursuant to this Agreement, determine that Engeland has met City’s performance expectations, the City Council may consider an increase in Engeland’s compensation. Said consideration may include factors such as employee performance level, salary survey data and compensation increases granted to other City management employees. Engeland understands and agrees that he has no entitlement to an increase in compensation. City Council will inform Engeland of its decision. Changes to compensation may include adjustment to base salary, bonus, or other discretionary benefits as determined by the City Council.

B. **Benefits.**

1. CalPERS. Engeland will be enrolled into the California Public Employees Retirement System (CalPERS). The terms of the contract between City and CalPERS and applicable law shall govern the eligibility for and level of benefits to which Engeland is entitled. Based on Engeland’s hire date and date of entry into CalPERS, Engeland shall be classified as a “new member” as defined by Government Code Section 7522.04(e). With respect to retirement compensation and all other relevant respects, City will comply with Government Code Section 7522 *et. seq.*, including but not limited to the employee cost-share, the cap on pension benefits, and the three-year average for calculating final compensation. As a new member, retirement benefits are pursuant to the California Public Employee’s Retirement Reform Act of 2013 (PEPRA) Section 7522.10, employees hired on or after January 1, 2013, will have a retirement formula of 2% @ 62 and will pay 50% of the normal CalPERS retirement cost. Employee contribution is currently set at 6.25% and is subject to change based on CalPERS actuarial. CalPERS formula and benefit are subject to change based on future CalPERS law modifications and City policy. The City does not participate in Social Security, nor is it currently enrolled for State Disability Insurance.

2. Benefits. Except as otherwise set forth in this Agreement, in addition to the benefits specified herein, Engeland shall be eligible to participate in any and all employee benefits otherwise accorded to City's unrepresented employees, and not covered under a Memorandum of Understanding, including without limitation to participation in health, dental, vision and other supplemental benefits, and those benefits may be subject to change.

3. Vacation. As of the Effective Date, Engeland shall be credited with eighty (80) hours of vacation and with the equivalent of 10-11 years of continuance service for purpose of setting a vacation accrual schedule, thus providing an effective rate of one hundred forty- four (144) hours per year. Engeland shall be entitled to accrue, use, or redeem vacation leave in whatever manner is permitted pursuant to City policy, as same may be amended from time to time by action of the City Council.

4. Sick Leave. As of the Effective Date, Engeland shall be credited with forty (40) hours of sick leave and accrue sick leave at a rate of ninety-six (96) hours per year. Engeland shall be entitled to accrue, use, or redeem sick leave in whatever manner is permitted pursuant to California Labor Code Section 246.5 or any other applicable City policy, as same may be amended from time to time by action of the City Council.

5. Management Leave. As of the Effective Date, Engeland shall be credited with twenty-four (24) hours of Management Leave, and he will thereafter accrue Management Leave at the rate of one hundred twenty (120) hours per year. Engeland shall be entitled to accrue, use, or redeem Management Leave in whatever manner is permitted pursuant to City policy, as same may be amended from time to time by action of the City Council.

**SECTION 3. ADDITIONAL EXPENSES**

A. **Professional Development, Dues and Subscriptions**. City agrees to pay for the professional dues, subscriptions, and other costs of Engeland deemed necessary for his participation in national, state, regional, and local associations and organizations and in meetings, conferences, and training related directly thereto, including but not limited to the International City/County Management Association, League of California Cities, and County City Managers' Association, which are considered mutually desirable for his continued professional participation and growth and for the good of the City, subject to budgetary approval and City Council oversight.

B. **Business Expenses**. City shall reimburse Engeland for all necessary and appropriate business expenses, including, but not limited to, the costs of business meetings, business meals, staff functions and special events attended in an official capacity, subject to any guidelines the City Council may impose. Any expenditures must be in conformance with any applicable City reimbursement policy.

C. **Vehicle and Cell Phone Expenses**. Notwithstanding Section 2 above, Engeland: (1) is entitled to an auto allowance the same as the City Directors (that is \$350.00 per month

at the Effective Date), which shall not be considered pensionable compensation pursuant to Government Code Section 7522.34(c)(7); (2) shall have access to City pool cars consistent with City policies; and (3) will be provided with a cell phone for business use, however he is not entitled to allowance or reimbursement of expenses associated with use of that cell phone.

**SECTION 4. RELOCATION AND HOUSING ASSISTANCE**

A. **Relocation Assistance.** City shall provide up to \$15,000 reimbursement to Engeland for actual and documented expenses associated with moving and temporary storage of household goods for this City Manager position. Reimbursement will be made upon presentation to City of receipts) for reasonable costs.

B. **Temporary Housing Assistance.** On or about the Effective Date, Engeland agrees to reside within the corporate limits of the City.

1. Housing Assistance. The Parties contemplate that, starting on the Effective Date, the city will provide assistance to Engeland for the rental or lease of housing in Los Altos through a cash payment to be dispersed to Engeland in equal payments monthly. The City will bear the actual and reasonable monthly rental or lease cost in the amount of Two Thousand Five Hundred (\$2,500) Dollars per month, which shall not exceed a total annual amount of Thirty Thousand (\$30,000) Dollars. The City shall provide this Housing Assistance until six (6) years following the Effective date of the contract or until Engeland decides to purchase a primary resident pursuant to Section 4(B)(2) below, whichever occurs first. Such housing shall be located within the corporate limits of the City. This housing assistance shall not be considered pensionable compensation pursuant to government code Section 7522.34(c)(7). Engeland will keep accurate records related to such lease or rental payments.

2. Primary Residence Purchase Assistance. If during the term of the Agreement, Engeland decides to purchase a primary residence within the corporate limits of the City, the City agrees to negotiate in good faith an agreement with Engeland whereby the City provides some form of financial assistance toward the purchase of the residence. The amount of the City's assistance and Engeland's contribution, the method of financing, and other elements of a purchase transaction will be determined through good faith negotiations and mutual agreement and documented in an amendment to this Agreement. Engeland's performance of his duties and responsibilities as City Manager will also be factored into such negotiations. At no time will the City provide both the Temporary Housing Assistance and the Primary Residence Purchase Assistance at the same time.

**SECTION 5. PERFORMANCE REVIEW**

The intent of the Parties is that there be open and constructive communication between the City Council and City Manager regarding the City Manager's performance and City Council expectations regarding such performance.



A. **Initial Performance Expectations.** Within sixty (60) days of the Effective Date, the City Council will establish performance expectations for Engeland.

B. **Annual Review.** The City Council shall conduct annual reviews of Engeland’s performance on or around the anniversary of the Effective Date. The objective of such review shall be to maintain an optimal working relationship and a mutual understanding and agreement on duties, responsibilities, and priorities between Engeland and the City Council. Performance expectations are an integral part of the evaluation and may be updated from time to time throughout the year.

C. **Use of Facilitator.** Either the City Council or Engeland may request the involvement of an outside facilitator in such annual reviews. Engeland will arrange for such services with a mutually agreed upon facilitator in a manner that ensures the completion of the entire review process in a timely manner and consistent with the terms of the Agreement.

SECTION 6. TERMINATION AND SEVERANCE

A. **Termination by the City.** The following provisions apply to any termination of Engeland’s employment by the City:

1. Engeland is an at-will employee who may be terminated for any or no reason, and Engeland shall serve at the will and sole pleasure of the City Council. In the event Engeland is terminated for any reason prior to the expiration of the employment term, or any extension, except as otherwise specifically stated in the Agreement, including subsections 6.A.2, 6.A.5 and 6.B below, City shall pay Engeland a severance payment described herein, provided, however, that such severance payment shall be contingent on Engeland first executing a release and waiver of all rights to sue the City or any city employee or official, which release and waiver shall be drafted by the city attorney or designee.

The severance payment that Engeland shall be entitled to shall be as follows: If the City decides to terminate Engeland, City shall provide six-month’s notice and (i) a lump sum payment equal to six (6) months base salary or the number of months left on the unexpired term of the Agreement (whichever is less),<sup>1</sup> (ii) cash out of any accrued leave balances that are compensable (per City policy) upon termination of employment, and (iii) pursuant to the Consolidated Omnibus Budget Reconciliation Act of 1986 (COBRA), the City shall reimburse Engeland for COBRA eligible benefits, subject to presentation of receipts, for six-month period after termination, or until Engeland either secures full-time employment or obtains other health insurance coverage, or the number of months left on the unexpired term of the Agreement, whichever of these events occurs first. Engeland shall notify City within five (5) days of securing new full-time employment or acquiring health insurance coverage. If Engeland is willing and able to perform his duties under this Agreement, Engeland will continue performing his duties as City Manager during the six-month notice period referenced above, unless otherwise approved by the City Council.

Any severance payment shall exclude all other benefits, such as retirement, health, vision, and dental benefits. In addition, vacation and sick leave accrual shall immediately cease upon the date of City’s notification to Engeland that his employment will be terminated. The severance pay shall be computed from the effective date of Engeland’s termination. The intent of these provisions is to comply with Government Code section 53260.

This Section shall not apply to non-renewal of this Agreement as set forth in Section 1.D.<sup>2</sup>

2. The City may terminate this Agreement immediately for Engeland’s willful negligence, dishonesty, fraud or because of his conviction of any felonious act, any other illegal act involving use of Engeland’s position for personal gain, any crime involving moral turpitude, or any material breach of this Agreement. City shall have no obligation to pay the severance or the other benefits set forth in Section 6.A of this Agreement. Such termination shall herein be referred to as a termination “for cause.” Notwithstanding the use of the term “cause” herein, nothing herein contained shall be deemed to create or establish a property right or a right to continuing employment in the position of employment of Engeland or affect City’s right to terminate the employment of Engeland with or without cause in accordance with this Agreement.

3. Termination of this Agreement shall require at least three affirmative votes of the City Council at a lawfully called meeting, as provided by the provisions of the Ralph M. Brown Act (California Government Code §54950 et seq.). Effective date of Termination is at the discretion of the City Council. Except for a “for cause” termination pursuant to Section 6.A.2, the City shall take no action to terminate the services of Engeland before the second Tuesday of March immediately following a regular election at which one or more new members are elected to the City Council, thereby allowing new Councilmembers adequate time to assess Engeland’s performance.

4. In the event that the City Council formally asks Engeland to resign and he is willing and able to perform his duties under this Agreement and the Los Altos Municipal Code, then Engeland shall be entitled to resign and still receive the severance benefits outlined in section 6.A, provided he agrees to the release and waiver requirements in section 6.A.

5. In the event that, at the time of termination, Engeland is under investigation by any law enforcement agency for any reason that would meet the definition of a “for cause termination” as defined in Section 6.2, City may withhold all or part of such severance pay until it is determined if charges will be filed, and if charges are filed, until final judgment is rendered.

<sup>1</sup> Editor’s Note: Reference to the unexpired term of the Agreement is to former provisions of Section 1.C that were removed by the First Amendment.

<sup>2</sup> Editor’s Note: This clause is made moot by the deletion of Section 1.D in the First Amendment.

6. Upon termination or expiration of this Agreement, Engeland agrees to cooperate with the City in any pending lawsuit or legal matters in which he may have relevant information.

B. **Termination by Manager.** Due to the important nature of Engeland’s duties to the City, Engeland shall not terminate this Agreement during the initial two (2) year Term of this Agreement without cause, unless City agrees to such termination in writing. Thereafter, Engeland may terminate this Agreement through a resignation by giving the City notice of his intent to resign and providing an effective date for his resignation that is at least thirty (30) days’ after he provides notice of his intent to resign. Engeland and the City agree that the City has discretion to select an effective date for the resignation that is earlier than the effective date stated by Engeland.

If Engeland terminates this Agreement through a resignation, he is not entitled to receive any severance payment.

In the event Engeland terminates his employment under this Agreement, the provisions of this Agreement and all compensation and benefits owed Engeland under it shall cease upon the effective date of such termination as determined by City.

#### SECTION 7. GENERAL PROVISIONS

A. **Indemnification.** City agrees to defend, hold harmless and indemnify Engeland against any tort, professional liability claim or demand, or other legal action, whether groundless or otherwise, arising out of an alleged act or omission occurring in the performance of Engeland’s duties. City is not required to indemnify Engeland for any illegal acts committed by Engeland but may agree to do so, in its discretion.

B. **Bonding Requirements.** City shall bear full cost of the fidelity bond required of Engeland under any law or ordinance in connection with his duties hereunder. This Agreement shall be deemed void and of no effect if Engeland is unable to qualify for any such fidelity bond prior to the Effective Date.

C. **Other Terms and Conditions.** The Council, in consultation with Engeland shall fix any such other terms and conditions of employment as it may determine from time to time, relating to the performance of Engeland provided such terms and conditions are not inconsistent with or in conflict with the provision of this Agreement or State law.

All provisions of the City Code and regulations and rules of City relating to vacation and sick leave, retirement and pension system contributions, holidays and other fringe benefits and working conditions pertaining to City Department Heads as they now exist or hereafter may be amended, except as otherwise set forth herein also shall apply to Engeland.

D. **Severability.** If any provision, or portion thereof, contained in the Agreement is held unconstitutional, invalid, or unenforceable, the remainder of this Agreement, or portion thereof,



shall be deemed severable and shall remain in full force and effect.

**E. Notices.** Notices pursuant to this Agreement shall be given by deposit in the custody of the United States Postal Service, postage prepaid, addressed as follows:

Mayor and City Council City of Los Altos  
One North San Antonio Road  
Los Altos, CA 94022

Gabriel Engeland  
City Manager City of Los Altos One  
North San Antonio Road Los Altos,  
CA 94022  
(or to Engeland’s home address on file)

Notices also may be personally served in the same manner as applicable to civil judicial practice. Notice shall be deemed given as of the date of personal service or as of the date of deposit of such written notice in the course of transmission by the United States Postal Service. Either party hereto may change their respective address of record by providing written notice thereof in accordance with this Section.

**F. Amendments.** Any amendments to this Agreement must be in writing and executed by both Parties.

**G. General Provisions.** The text herein shall constitute the entire Agreement between the Parties.

1. No provisions of this Agreement may be modified, waived, or discharged unless such waiver, modification or discharge is agreed to in writing by the City and Engeland. No waiver of either party at any time of the breach of, or lack of compliance with, any conditions or provisions of this Agreement shall be deemed a waiver of other provisions or conditions hereof.

2. This Agreement contains the entire agreement and understanding between the Parties and contains all of the terms and conditions of the Parties’ agreement and supersedes any other oral or written negotiations, discussions, representations, or agreements. Engeland acknowledges that he has not relied on any promises, statements, representations, or warranties except as set forth expressly in this Agreement.

3. This Agreement shall be binding upon and shall inure to the benefit of the respective heirs, executors, administrators, successors and assigns of the Parties, provided, however, that Engeland may not assign his obligations hereunder.

4. This Agreement shall be governed by and construed in accordance with the laws of the State of California, and venue for any action concerning this Agreement shall be limited to the Superior Court for the County of Santa Clara.

5. If any provision, or any portion thereof, contained in this Agreement is held unconstitutional, invalid, or unenforceable, the remainder of this Agreement, or portion thereof, shall be deemed severable, shall not be affected and shall remain in full force and effect.

6. The Parties hereto acknowledge and agree that, although this Agreement has been drafted by City’s legal counsel, Engeland has reviewed, or had an opportunity to review, the terms of this Agreement with his legal counsel. Consequently, the doctrine that ambiguities in an agreement should be resolved against the drafting party shall not be employed in connection with this Agreement and this Agreement shall be interpreted in accordance with its fair meaning.

7. Unless provided for otherwise by this Agreement, all provisions of the Los Altos Municipal Code Chapter 2.01 (as amended) entitled “City Manager,” which are applicable to the City Manager shall remain in full force and effect.

8. Required provisions of California Government Code 53243-53243.4 (and as subsequently amended) are hereby agreed to and expressly made a part of this Agreement.

IN WITNESS WHEREOF, the undersigned have executed this Agreement. This Agreement may be executed in counterparts, and each counterpart shall be deemed a duplicate original. A copy of a signature shall be deemed equivalent to an original signature. Electronic, fax and email signatures are equally binding as originals.

CITY

GABRIEL ENGELAND

By:

\_\_\_\_\_  
Jonathan Weinberg, Mayor

\_\_\_\_\_

ATTEST

\_\_\_\_\_  
Melissa Thurman, City Clerk

APPROVED AS TO FORM

\_\_\_\_\_  
Jolie Houston, City Attorney



1 North San Antonio Road  
Los Altos, California 94022-3087

**M E M O R A N D U M**


**DATE:** October 22, 2024  
**TO:** City Council  
**FROM:** Public Works Department  
**SUBJECT: E-BIKE ORDINANCE (STATUS)**

---

The e-bike ordinance will be discussed at the Complete Streets Commission (CSC) meeting on October 30, 2024. If necessary, it will return to CSC in November.

Staff will present the CSC’s recommended e-bike ordinance to the City Council at a later date, which is yet to be determined.





## City of Los Altos 2024 Tentative Council Agenda Calendar

### NOVEMBER 12, 2024

#### SPECIAL ITEM:

- Receive presentation from Los Altos Mountain View Community Foundation

#### CONSENT:

- Award contract for AIM
- Award contract for RIMS
- Terminate contract with APS and reject all bids
- Adopt the Police Officers Association contract
- Adopt the Bi-Annual Conflict of Interest list
- Receive City Age-Friendly Certification

#### PUBLIC HEARING:

- 1485 Fremont Avenue – Tentative parcel map to subdivide one lot into two lots

#### DISCUSSION:

- Receive theater update
- Neighborhood Parking Program Discussion

### DECEMBER 10, 2024

#### SPECIAL ITEM:

- Recognition of Outgoing Councilmembers
- Swearing-In of Elected Councilmembers
- Selection of 2025 Mayor and Vice Mayor

*Remaining 2025 City Council agenda calendar items are pending and will be published at a later date.*

*All items and dates are tentative and subject to change unless a specific date has been noticed for a legally required Public Hearing. Items may be added or removed from the shown date at any time and for any reason prior to the publication of the agenda.*

PROGRAM	SUB PROJECT	INITIATION DATE	HEU COMPLETION DATE	STATUS
Program 2.D: Encourage and streamline Accessory Dwelling Units (ADUs).	Budget & Hire Planning Technician		December 31, 2022	COMPLETED
Program 2.D: Encourage and streamline Accessory Dwelling Units (ADUs).	Amend ADU Ordinance based upon HCD's letter		6 months or less	COMPLETED
Program 6.G: Housing mobility	Allow more than one JADU (at least two per site)		with ADU Ordinance Update	COMPLETED
Program 3.H: Amend design review process and requirements.	Eliminate 3rd Party Architectural Review		February 28, 2023	COMPLETED
Program 3.H: Amend design review process and requirements.	Dismiss Design Review Commission		February 28, 2023	COMPLETED
Program 3.L: Eliminate the requirement of story poles.			March 31, 2023	COMPLETED
Program 2.E: Conduct annual ADU rental income surveys.	Budget & Hire Housing Manager	March 31, 2023		COMPLETED
Program 4.J: Facilitate alternate modes of transportation for	Adopt VMT Policy &		June 30, 2023	COMPLETED
Program 2.D: Encourage and streamline Accessory Dwelling Units (ADUs).	RFP-Permit Ready ADU Plans		July 31, 2023	COMPLETED
Program 1.H: Facilitate housing on City-owned sites.	Financial Analysis	July 1, 2023	December 31, 2023	IN-PROGRESS
Program 3.D: Evaluate and adjust impact fees.		August 1, 2023	December 31, 2024	COMPLETED
Program 1.H: Facilitate housing on City-owned sites.	Release RFP	December 31, 2023		COMPLETED
Program 6.C: Target housing development in highest resource areas.	Initial Outreach		September 31, 2023	
Program 6.D: Promote Housing Choice (Section 8) rental assistance program.			September 31, 2023	
Program 2.A: Continue to implement and enhance inclusionary housing requirements.			December 31, 2023	ONGOING
Program 2.B: Establish an affordable housing in-lieu fee and commercial linkage fee.	Housing in-lieu fee.		December 31, 2023	COMPLETED
Program 2.F: Water and Sewer Service Providers.			December 31, 2023	COMPLETED
Program 3.B: Modify building height in mixed-use zoning districts.	Downtown Districts		December 31, 2023	COMPLETED

Program 3.E: Ensure that the density bonus ordinance remains consistent with State law.			December 31, 2023	<b>ONGOING</b>
Program 3.H: Amend design review process and requirements.	Code Amendments		December 31, 2023	<b>COMPLETED</b>
Program 3.K: Standardize multimodal transportation requirements.	Bicycle Storage and Charging Regulations		December 31, 2023	<b>COMPLETED</b>
Program 3.K: Standardize multimodal transportation requirements.	Remove CSC Review of Housing Developments		December 31, 2023	<b>COMPLETED</b>
Program 4.C: Allow Low Barrier Navigation Centers consistent with AB 101.			December 31, 2023	<b>COMPLETED</b>
Program 4.D: Allow transitional and supportive housing consistent with State law.			December 31, 2023	<b>COMPLETED</b>
Program 4.E: Allow employee/farmworker housing consistent with State law.			December 31, 2023	<b>COMPLETED</b>
Program 4.F: Reasonably accommodate disabled persons' housing needs.			December 31, 2023	<b>COMPLETED</b>
Program 6.B: Maintain and expand an inventory of affordable housing funding sources.	Prepare Inventory.		December 31, 2023	
Program 6.E: Prepare and distribute anti-displacement information.			December 31, 2023	
Program 1.A: Rezone for RHNA shortfall.			January 31, 2024	<b>COMPLETED</b>
Program 1.G: Rezone housing sites from previous Housing Elements.			January 31, 2024	<b>COMPLETED</b>
Program 3.G: Amend Conditional Use Permits findings applicable to housing developments.			March 31, 2024	<b>COMPLETED</b>
Program 3.I: Allow residential care facilities consistent with State law.			January 31, 2024	<b>COMPLETED</b>
Program 3.J: Explicitly allow manufactured homes consistent with State law.			January 31, 2024	<b>COMPLETED</b>
Program 3.F: Reduce Conditional Use Permit requirement for residential mixed-use and multi-family.			September 31, 2024	<b>COMPLETED</b>
Program 1.B: Facilitate higher density housing in the Commercial Thoroughfare (CT) District.			January 31, 2024	<b>COMPLETED</b>



Program 1.C: Allow housing in the Office Administrative (OA) District.			January 31, 2024	COMPLETED
Program 1.E: Update the Loyola Corners Specific Plan.			January 31, 2024	COMPLETED
Program 2.D: Encourage and streamline Accessory Dwelling Units (ADUs).	Adopt-Permit Ready ADU Plans		December 31, 2024	IN-PROGRESS
Program 3.A: Prepare a Downtown parking plan and update citywide parking requirements.	Downtown Parking Plan		December 31, 2024	IN-PROGRESS
Program 3.A: Prepare a Downtown parking plan and update citywide parking requirements.	Comprehensive Parking Ordinance Update		December 31, 2024	COMPLETED
Program 3.B: Modify building height in mixed-use zoning districts.	Neighborhood (CN) District		December 31, 2024	COMPLETED
Program 3.C: Remove floor-to-area ratio (FAR) restriction at Rancho Shopping Center and Woodland Plaza.			December 31, 2024	COMPLETED
Program 3.M: Modify parking requirements for emergency shelters consistent with State law.			December 31, 2024	COMPLETED
Program 2.B: Establish an affordable housing in-lieu fee and commercial linkage fee.	Commercial linkage fee.	December 31, 2025		COMPLETED
Program 1.D: Allow housing on certain Public and Community Facilities District sites and facilitate housing on religious institution properties.			December 31, 2025	
Program 6.G: Housing mobility	Allow housing on all religious sites within the City		December 31, 2025	
Program 1.F: Rezone Village Court parcel.			January 31, 2024	COMPLETED
Program 4.H: Provide additional density bonuses and incentives for housing that accommodates special needs groups.			December 31, 2025	
Program 4.I: Allow senior housing with extended care facilities in multi-family and mixed-use zoning districts.			December 31, 2025	
Program 1.I: Incentivize Downtown lot consolidation.			July 31, 2026	

Program 4.G: Assist seniors to maintain and rehabilitate their homes.			July 31, 2026	
Program 6.C: Target housing development in highest resource areas.	Follow-up Outreach		September 31, 2026	
Program 1.H: Facilitate housing on City-owned sites.	Entitlement Review		December 31, 2026	
Program 3.N: Modify standards in the R3 zoning districts.			December 31, 2026	<b>COMPLETED</b>
Program 4.J: Facilitate alternate modes of transportation for residents.	Capital Improvement Project for above head pedestrian crossing signals on San Antonio Road near Downtown Los Altos		December 31, 2027	
Program 5.F: Incentivize the creation of play areas for multi-family housing projects.			December 31, 2027	
Program 1.K: Participate in regional housing needs planning efforts.			Ongoing	
Program 1.L: General Plan amendments.			Ongoing	
Program 1.M: SB 9 implementation.			Ongoing	
Program 1.N: Facilitate and monitor pipeline housing projects.			Ongoing	
Program 2.C: Assist in securing funding for affordable housing projects.			Ongoing	
Program 2.D: Encourage and streamline Accessory Dwelling Units (ADUs).			Ongoing	
Program 2.E: Conduct annual ADU rental income surveys.	Annual Survey		Annually	<b>ONGOING</b>
Program 4.A: Support efforts to fund homeless services.			Ongoing	
Program 4.B: Continue to participate in local and regional forums for homelessness, supportive, and transitional housing.			Ongoing	
Program 5.A: Monitor condominium conversions.			Ongoing	

Program 5.B: Continue to administer the City's affordable housing programs.			Ongoing	
Program 5.C: Restrict commercial uses from displacing residential neighborhoods.			Ongoing	
Program 5.D: Implement voluntary code inspection program.			Ongoing	
Program 5.E: Help secure funding for housing rehabilitation and assistance programs.			Ongoing	
Program 6.A: Assist residents with housing discrimination and landlord-tenant complaints.			Ongoing	
Program 6.B: Maintain and expand an inventory of affordable housing funding sources.	Inform, Evaluate Apply/Submit		Ongoing	
Program 6.F: Affirmatively market physically accessible units.			Ongoing	
Program 7.A: Promote energy and water conservation and greenhouse gas reduction through education and awareness campaigns.			Ongoing	
Program 7.B: Monitor and implement thresholds and statutory requirements of climate change legislation.			Ongoing	