



# **CITY OF LAKE FOREST PARK CITY COUNCIL BUDGET AND FINANCE COMMITTEE MEETING**

**Thursday, May 18, 2023 at 6:00 PM**

**Meeting Location: In Person and Virtual / Zoom  
17425 Ballinger Way NE Lake Forest Park, WA 98155**

---

## **INSTRUCTIONS FOR PARTICIPATING IN THIS MEETING VIRTUALLY:**

**Join Zoom Webinar: <https://us06web.zoom.us/j/84267704464>  
Call into Webinar: 253-215-8782 | Webinar ID: 842 6770 4464**

The City Council Budget and Finance Committee is providing opportunities for public comment by joining the meeting webinar (via computer or phone) or in person to provide oral public comment.

### **HOW TO PARTICIPATE WITH ORAL COMMENTS:**

If you are attending the meeting in person, there is a sign-in sheet located near the entrance to the room. Fill out the form and the presiding officer will call your name at the appropriate time. Oral comments are limited to 3:00 minutes per speaker.

If you are attending the meeting via Zoom, in order to address the Committee during the Public Comment section of the agenda, please use the “raise hand” feature at the bottom of the screen. Oral comments are limited to 3:00 minutes per speaker. Individuals wishing meeting host will call your name and allow you to speak. Please state your name and whether you are a resident of Lake Forest Park. The meeting is being recorded.

For up-to-date information on agendas, please visit the City’s website at [www.cityoflfp.gov](http://www.cityoflfp.gov)

## **AGENDA**

- 1. CALL TO ORDER: 6:00 P.M.**
- 2. ADOPTION OF AGENDA**
- 3. DIRECTOR'S REPORT**
  - A.** April 2023 Budget Monitoring Dashboard
  - B.** Capital Improvement Projects Update
- 4. OLD BUSINESS**

**5. NEW BUSINESS**

**6. CITIZEN COMMENTS**

*This portion of the agenda is set aside for the public to address the Committee on agenda items.  
**Comments are limited to a three (3) minute time limit.***

**7. ADJOURN - 6:30 p.m.**

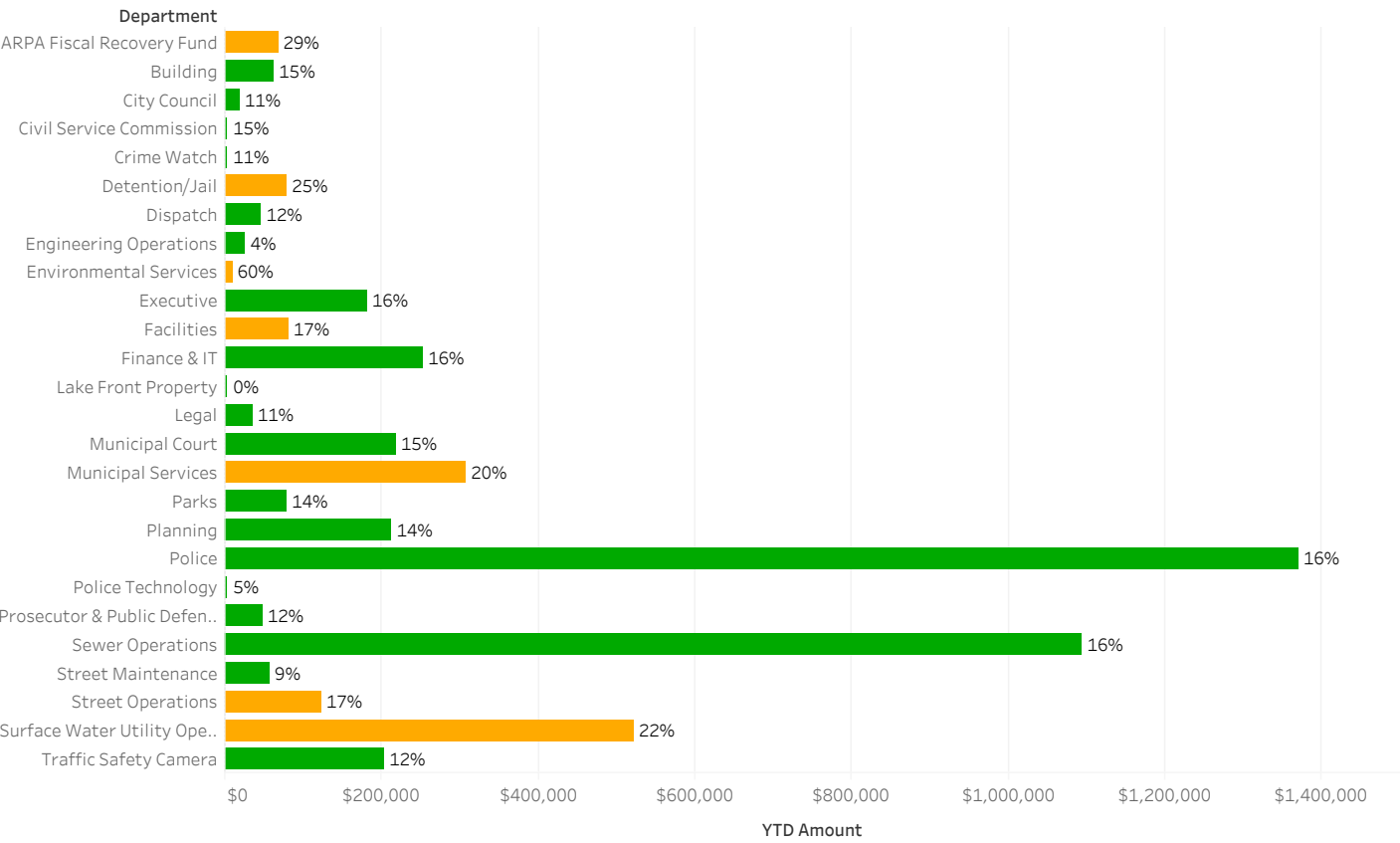
*Any person requiring a disability accommodation should contact city hall at 206-368-5440 by 4:00 p.m.  
on the day of the meeting for more information.*

# City of Lake Forest Park

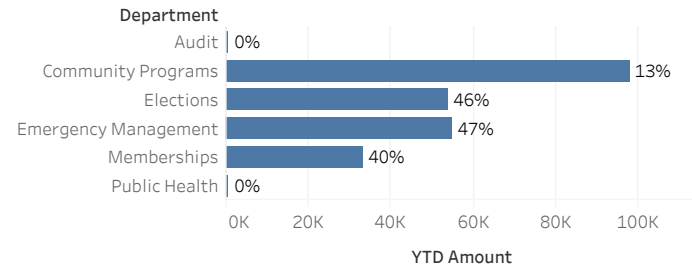
## April 30, 2023 Budget Monitoring Dashboard

For the purposes of this reporting the budgetary period is January 1, 2023 to December 31, 2024.  
As of the date of this report we are approximately 16.7% through the budgetary period. Green shading indicates meeting or exceeding budgeted performance; yellow indicates not meeting budgeted performance at this time.  
Percentages, where shown, are the relative period-to-date (PTD) expenditures compared to the budgeted amounts for the budgetary period.

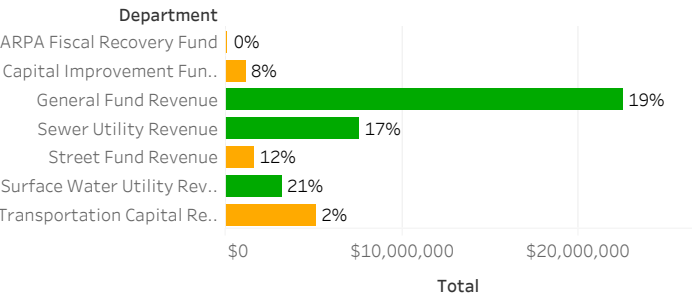
### Operating Departments



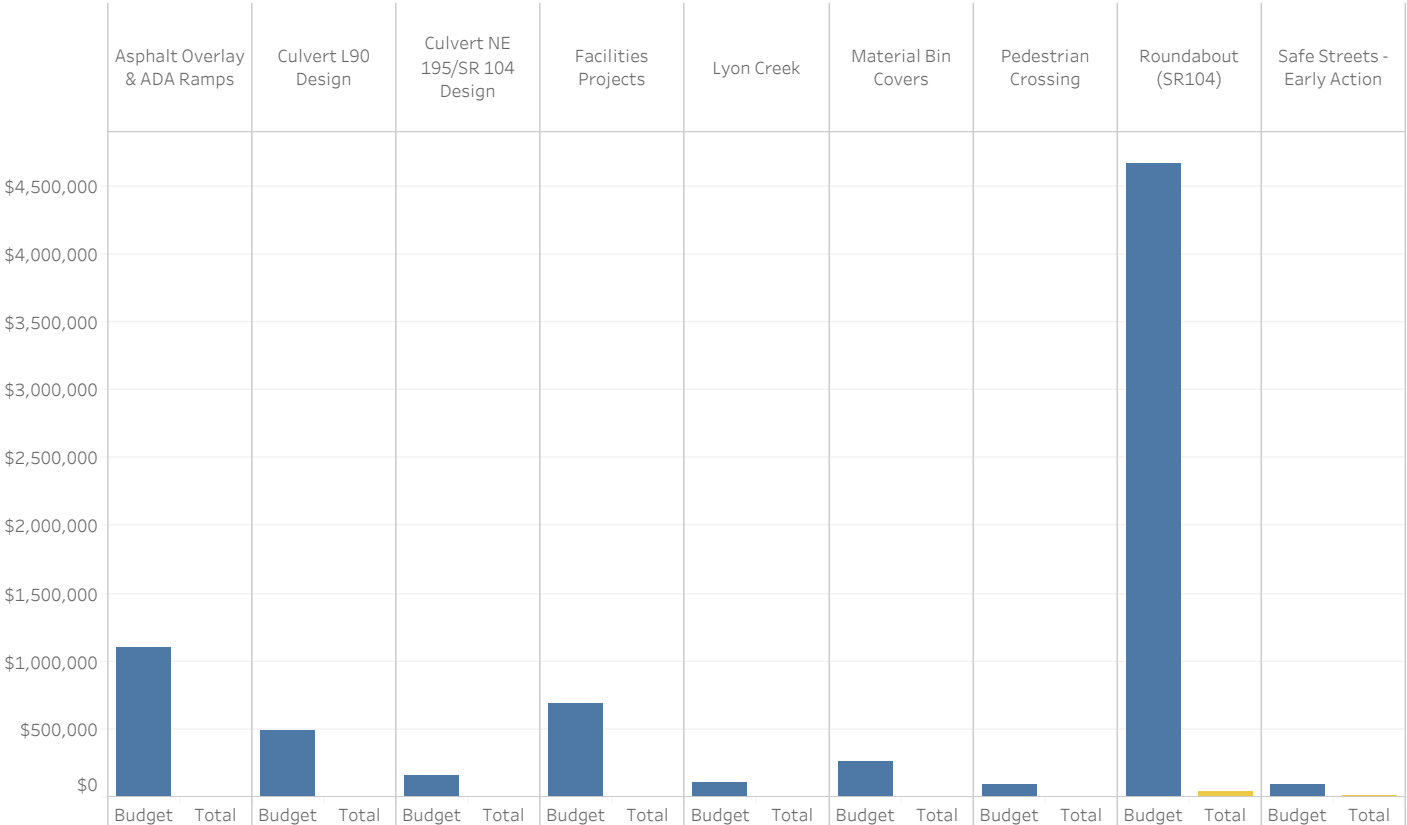
### Non-Operating Departments



### Revenue by Fund



### Capital



April 30, 2023 Budget Monitoring

For the purposes of this reporting the budgetary period is January 1, 2021 to December 31, 2022.  
As of the date of this report we are approximately 16.7% through the budgetary period.  
Percentages shown on this report are the relative period-to-date (PTD) expenditures compared to the budgeted amounts for the budgetary period.

Operating Departments

Department	Budget	Total	Percentage
ARPA Fiscal Recovery Fund	\$232,000	\$67,206	29%
Building	\$411,500	\$62,081	15%
City Council	\$172,000	\$18,393	11%
Civil Service Commission	\$14,600	\$2,167	15%
Crime Watch	\$10,000	\$1,091	11%
Detention/Jail	\$319,000	\$79,047	25%
Dispatch	\$368,204	\$44,840	12%
Engineering Operations	\$608,766	\$26,380	4%
Environmental Services	\$15,800	\$9,541	60%
Executive	\$1,167,200	\$181,268	16%
Facilities	\$476,206	\$81,337	17%
Finance & IT	\$1,552,500	\$252,764	16%
Lake Front Property	\$362,000	\$0	0%
Legal	\$320,000	\$34,145	11%
Municipal Court	\$1,472,680	\$217,887	15%
Municipal Services	\$1,528,184	\$306,862	20%
Parks	\$550,276	\$79,146	14%
Planning	\$1,487,900	\$211,894	14%
Police	\$8,499,928	\$1,369,352	16%
Police Technology	\$48,700	\$2,407	5%
Prosecutor & Public Defender	\$390,069	\$47,855	12%
Sewer Operations	\$6,630,018	\$1,093,743	16%
Street Maintenance	\$670,400	\$57,080	9%
Street Operations	\$726,449	\$122,647	17%
Surface Water Utility Operati..	\$2,361,969	\$522,021	22%
Traffic Safety Camera	\$1,625,950	\$203,148	12%

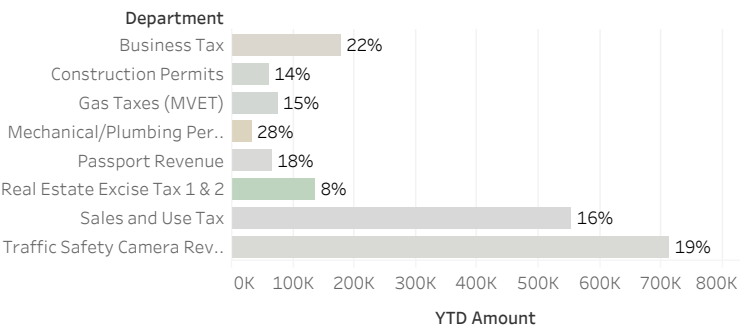
Non-Operating Departments

Department	Budget	Total	Percentage
Audit	\$75,000	\$192	0%
Community Programs	\$738,950	\$97,931	13%
Elections	\$118,000	\$53,808	46%
Emergency Management	\$116,100	\$54,876	47%
Memberships	\$84,345	\$33,330	40%
Public Health	\$8,700	\$0	0%

Revenue by Fund

Department	Budget	Total	Percentage
ARPA Fiscal Recovery Fund	\$0	\$2,724,742	0%
Capital Improvement Fund Revenue	\$1,137,000	\$93,875	8%
General Fund Revenue	\$22,536,746	\$4,247,481	19%
Sewer Utility Revenue	\$7,586,788	\$1,275,462	17%
Street Fund Revenue	\$1,620,500	\$199,267	12%
Surface Water Utility Revenue	\$3,148,981	\$654,418	21%
Transportation Capital Revenue	\$5,174,285	\$98,634	2%

Revenue by Line Item



Capital

Department	Budget	Total
Asphalt Overlay & ADA Ramps	\$1,100,000	\$0
Culvert L90 Design	\$490,000	\$0
Culvert NE 195/SR 104 Design	\$160,000	\$2,035
Facilities Projects	\$685,500	\$0
Lyon Creek	\$106,000	\$0
Material Bin Covers	\$270,000	\$0
Pedestrian Crossing	\$100,000	\$0
Roundabout (SR104)	\$4,664,700	\$45,507
Safe Streets - Early Action	\$100,000	\$7,796