



**MINUTES  
CITY OF LAUREL  
EMERGENCY SERVICES COMMITTEE  
MONDAY, APRIL 22, 2024**

The Emergency Services Committee meeting was called to order at 6:00pm on Monday, April 22, 2024, by Chair- Heidi Sparks

**Members Present:** Heidi Sparks- Chair, Irv Wilke- Vice-Chair, Jodi Mackay, Richard Klose, Jamie Swecker, Jim Irwin

**Others Present:** Fire Chief JW Hopper, Assistant Fire Captain Travis Nagel, Fire Maintenance Captain Bridger Fournier, Police Chief Stan Langve, Ambulance Director Lyndy Gurchiek

**Public Input:**

**General Items:**

1. Approval of Emergency Services Committee minutes of March 25, 2024. Irv moved to approve the minutes; Jodi seconded- Motion carried 6-0.
2. Update from Emergency Departments
  - a. Fire Chief JW Hopper- Report attached
    - i. Training has been focused on Wildland to get everyone ready for what is anticipated to be a very busy Wildland Fire season
    - ii. Travis Nagel has been working on a new front-line pumper- documentation included
      1. Department vehicles are very old and ISO (Insurance Services Office) certification could be effected since the vehicles are older than regulation recommended by NFPA
      2. Laurel is currently a Category 5 Fire Department
      3. ISO for Laurel is not up for review again until 2026
    - iii. Jamie mentioned that a DNRC Firefighter passed away last week and Chief Hopper sent 4 firefighters to the funeral to represent Laurel
  - b. Police Chief Stan Langve- Report attached
    - i. All numbers are down for this reporting period
    - ii. Staffing is also at a critical low, including 3 open positions. This will improve as we reach June where we will have officers done with the academy and SROs back since school will be out for summer
    - iii. Far more human trafficking taking place in Montana than realized
  - c. Ambulance Director Lyndy Gurchiek- Report attached
    - i. Also down in numbers for this time of year
    - ii. Two new staff members are still in training and cut loose enough to be able to respond on calls with other, but not completely cut loose from training yet. Anticipate their training will be completed by end of May

- iii. Working on the CO monitors with Chief Hopper, purchased 3 refurbished monitors for the price of one brand new one
  1. Received one and wanted to make sure they would work before purchasing the other two
- iv. Our Ambulance received top level recognition as a Platinum level provider from the MT State EMS & Trauma Systems Childrens Department for our pediatric readiness

**New Business:**

3. Richard made a motion to support the Fire Department request for the new Fire Truck and send to the full council for review and approval. Irv seconded the motion. Motion carried 6-0.

**Old Business:**

**Other Items:**

4. Next meeting is on Memorial Day. Irv made a motion to move the May meeting to Monday, May 20 at 6:45pm following Public Works committee meeting. Jodi seconded the motion. Motion carried 6-0.

**Announcements:**

5. Reserve officer graduation will be on June 1, time and location TBD
6. Next Meeting will be Monday, May 20, 2024, at 6:45pm in Council Chambers

Meeting adjourned at 6:51pm

Laurel Emergency Services Report created 4/22/24:

2020	2021	2022	2023
1090 requests for service	1228 requests for service	1238 requests for service	1300 requests for service
159 times LEMS was unavailable	135 times LEMS was unavailable	177 times LEMS was unavailable	171 times LEMS was unavailable
72 times AMR was unavailable	34 times AMR was unavailable	48 times AMR was unavailable	23 times AMR was unavailable
288 responses in Ward 5=27% of calls outside of the city of Laurel	318 responses in Ward 5=26% of calls outside of the city of Laurel	351 responses in Ward 5=29% of calls outside of the city of Laurel	351 responses in Ward 5=27% of calls outside of the city of Laurel

Recent Month Summary:

March 2024:

Requests	95
Missed Calls	5 = 5%
Shortest Delay	17 minutes
Longest Delay	24 minutes
Average Delay	21 minutes
Fire Driver Available	4 times
City Driver Available	0 times
QRU Response With 1 Provider	0 times **
On A Previous Call	2 times
No Crew / Provider Available	3 times
AMR Transported or Responded	3 times
Red Lodge Transported	0 times
HELP Flight Transported	0 times
HELP Amb Transported or Responded	0 time
Columbus Transported	0 times
Joliet Transported	0 times
Park City Transported	0 times
Beartooth Ambulance	0 times
PD Assisted Pt or Transported	0 times
FD Assisted Pt no transport	0 times
POV Transport	2 times
Refusal or no transport	0 time
YCSO Transported	0 times
MHP Transported	0 times



\*\*0 time the QRU responded and the patient refused / no transport to hospital or no patient found  
 29 responses in Ward 5 = 31% of calls outside of the city of Laurel  
 6 LEMS responses for mutual aid

2024 Running Totals

	January	February	March	April	May	June	July	August	September	October	November	December	Total 2024
Requests	124	114	95										333
Missed Calls	9	7	5										21
Shortest Delay (minutes)	22	11	17										11
Longest Delay (minutes)	45	40	24										45
Average Delay (minutes)	32	27	21										27
Fire Driver Available	20	15	4										39
City Driver Available	3	1	0										4
QRU Response w 1 Provider	6*	3	0										9
On A Previous Call	1	5	2										8
No Crew / Provider Available	2	0	3										5
AMR Transported or Responded	6	5	3										14
Columbus Transported	0	0	0										0
Joliet Transported	0	0	0										0
Park City Transported	0	0	0										0
Red Lodge Transported	0	0	0										0
Beartooth Transported	0	0	0										0
HELP Flight Transported	0	0	0										0
HELP Amb Transported or Responded	0	0	0										0
POV Transport	3	2	2										7
PD Assisted Pt or transported	0	0	0										0
FD Assisted Pt no transport	0	0	0										0
YCSO Transported	0	0	0										0
MHP Transported	0	0	0										0
ORU/AMR, Refusal or No Patient	0	0	0										0
Responses in Ward 5	43	20	29										92
LEMS response for mutual aid	8	2	6										16

\*correction made after report given

Other Reporting Information

- Staffing - Training the two new staff members. Anticipate 1 to be done in the next week or so and the other 1 would anticipate in May if all goes well. 1 employee still out on light duty with an injury. We will be working on volunteer interviews and hiring in the coming weeks.
- Working with Chief Hopper for CO monitors to monitor fire fighters during fire rehab as well as have access to monitoring patients of suspected carbon monoxide poisoning. We have received one and the other 2 have been ordered. We will be conducting training/competency and then implementation.
- Working on a recognition program for all departments for any "save", they will receive a certificate and a pin that is custom made for our emergency services to show the crews recognition for significant events that made a difference in someone's life. Meeting with the Chiefs to establish some guidelines and will get the program started.
- We received recognition from the MT State EMS & Trauma Systems Childrens Department as a Platinum level provider. This application was put together by Mandi and is verification of commitment to pediatric readiness through education, community education/involvement and proper pediatric equipment. We were able to achieve the top level because Mandi is involved in MT Safe Kids program and conducts car seat checks/community education programs.
- CHS has given us an extremely generous donation to purchase an app called Handwevy. This is primarily to help with pediatric care but it also integrates our protocols and adult care. It has the ability to download directly to our documentation system. We are having a small issue with the state patient care report system but they are seeing what they can do to try and work through it. We will keep you posted as it progresses.



# Laurel Police Department

215 W. 1<sup>st</sup> Street Laurel, Mt. 59044 ▪ Phone 406-628-8737 ▪ Fax 406-628-4641

Chief of Police Stanley J Langve

## Emergency Services Report April 22, 2024

For the reporting period of May 25<sup>th</sup> through April 22<sup>nd</sup>, 2024 the FAP had 645 calls- for - service; which is a 15.855 decrease from the 3-year average for the reporting period. The year-to-date total of 2780 represents a 9 % decrease over the three-year average. The total crimes reported year-to-date of 371 shows a 1% decrease. Crimes reported for the reporting period shows a 35.5 % decrease for the 3-year average, or an 18.8 % decrease if you look at the average for the last two years. The reporting period for 2023 was abnormally high. Also, it reflects the effect of the critically low staffing levels with decreased proactivity, especially with traffic stops. With Officer Featherly's last day this Thursday, we currently have 3 open positions. With Officers Ratcliff and Lafrombois at the academy, we have 3 Patrol Officers along with Acting Captain Anglin and Sergent Booth to cover patrol shifts.

Other departmental updates are T.A.C Susan Canape and I had a follow up conference call with the Federal Engineering regarding Montana moving ahead with the activation of their Next Gen911. This long languishing project appears to have the funding and support it needs to be implemented, possibly by the end of this year. This will be a major upgrade to the 911 system with several improvements particularly with device location. The tech stated that particularly for a small agency we were in a good position and ready for the transition. Also, we continue on improving our communications with technology integration with the Billings Communications Center and a stand-alone back up site at the BCC and researching a potential new tower site.

Detective Bryant and I attended a symposium on human trafficking last Thursday. It was very informative and beneficial particularly given all the diverse resources invested in this issue; From the Montana Attorney General Office, State Representatives, and private groups such as the Beer and Wine Distributors and their Sentinel Foundation.

Respectfully,

Chief Langve



# Laurel Police Department

215 W. 1<sup>st</sup> Street Laurel, Mt. 59044 • Phone 406-628-8737 • Fax 406-628-4641

Total Calls

Printed on April 22, 2024

[CFS Date/Time] is between '2024-03-25 00:00' and '2024-04-22 23:59' and

[Primary Incident Code->Code : Description] All

---

Code : Description	Totals	
10-15 : With Prisoner	0	0
: Abandoned Vehicle	18	18
: Agency Assist	54	54
: Alarm - Burglary	11	11
: Alarm - Fire	10	10
AMB : Ambulance	72	72
: Animal Complaint	16	16
: Area Check	3	3
: Assault	5	5
: Bad Checks	0	0
: Barking Dog	7	7
: Bomb Threat	0	0
: Burglary	0	0
: Child Abuse/Neglect	3	3
: Civil Complaint	6	6
: Code Enforcement Violation	4	4
: Community Integrated Health	16	16

Code : Description	Totals	
: Counterfeiting	1	1
: Criminal Mischief	5	5
: Criminal Trespass	7	7
: Cruelty to Animals	0	0
: Curfew Violation	6	6
: Discharge Firearm	1	1
: Disorderly Conduct	0	0
: Dog at Large	15	15
: Dog Bite	1	1
DUI : DUI Driver	3	3
: Duplicate Call	8	8
: Escape	0	0
: Family Disturbance	9	9
: Fight	3	3
FIRE : Fire or Smoke	11	11
: Fireworks	0	0
: Forgery	0	0
: Found Property	9	9
: Fraud	4	4
: Harassment	5	5
: Hit & Run	1	1

Code : Description	Totals	
: Identity Theft	0	0
: Indecent Exposure	0	0
: Insecure Premises	1	1
: Intoxicated Pedestrian	0	0
: Kidnapping	0	0
: Littering	0	0
: Loitering	1	1
: Lost or Stray Animal	7	7
: Lost Property	4	4
: Mental Health	3	3
: Missing Person	2	2
: Noise Complaint	1	1
: Open Container	0	0
: Order of Protection Violation	1	1
: Parking Complaint	20	20
: Possession of Alcohol	0	0
: Possession of Drugs	1	1
: Possession of Tobacco	3	3
: Privacy in Communications	2	2
: Prowler	0	0
: Public Assist	42	42



<b>Code : Description</b>	<b>Totals</b>	
: Public Safety Complaint	3	3
: Public Works Call	6	6
: Report Not Needed	3	3
: Robbery	0	0
: Runaway Juvenile	6	6
: Sexual Assault	0	0
: Suicide	0	0
: Suicide - Attempt	1	1
: Suicide - Threat	1	1
: Suspicious Activity	47	47
: Suspicious Person	14	14
: Theft	24	24
: Threats	6	6
: Tow Call	0	0
: Traffic Accident	17	17
: Traffic Hazard	7	7
: Traffic Incident	18	18
: TRO Violation	1	1
: Truancy	0	0
T/S : Traffic Stop	54	54
: Unattended Death	0	0

<b>Code : Description</b>	<b>Totals</b>	
: Unknown - Converted	0	0
: Unlawful Transactions w/Minors	0	0
: Unlawful Use of Motor Vehicle	0	0
: Vicious Dog	4	4
: Warrant	13	13
: Welfare Check	18	18
<b>Totals</b>	<b>645</b>	<b>645</b>



# LAUREL FIRE DEPARTMENT

215 West 1st Street • Laurel, Mt • 59044 • Office 406.628.4911 • Fax 406.628.2185

## *Emergency Services Meeting 3/25/2024-4/22/2024*

### Calls-

- Responded to 33 Total Calls for 3/25/2024-4/22/2024.
- Ambulance driver calls- 9
- Firefighters – 142 hours (12 hours for Mar 25-31, 2024 and 130 hours for MTD for April 2024)
- Officers – 139 hours (11 hours for Mar 25-31, 2024 and 128 hours MTD for April, 2024)

### Training-


- Wildland

### Rookie School Training-

- Wildland

### Department News-

- Current Numbers
  - 30 Members
    - 1 firefighter on leave of absence.
    - 3 firefighters in Rookie School.
    - Bridger Harkins graduated from rookie school.
    - New Fire Fighter- Bryce McMurrey
- Misc.-
  - Assistant Chief Nagel is working with truck manufacturers on a new front-line pumper.
    - Please see attached packet on New Fire Truck
    - E4 -1992 Spartan - 32
    - E2 – 2008 Freightliner - 16
    - E1 – 1996 Freightliner - 28
    - The National Fire Protection Association (NFPA) recommends for a Volunteer Fire Department Trucks 15 years old be put in reserve status and retired out of the fleet after 25 years.
  - Reader Board
  - DNRC Staffing
  - Career Fair
  - Maintenance on Apparatus
    - Oil Changes
    - Pump Maintenance
    - Rebuild manifold on Tender 1
    - Hose Test April 27<sup>th</sup>.



This agreement made on Day, Month Date, 2024, is between the Laurel Volunteer Fire Department with an address of PO Box 1191 215 W. 1<sup>st</sup>, Laurel, MT hereinafter referred to as "Purchaser," and US Fire Apparatus with an address of 27995 James Chapel Road N., Holden, LA 70744 hereinafter referred to as "Seller."

#### **PURCHASE OF FIRE APPARATUS**

Seller agrees to sell, and Purchaser agrees to purchase one US Fire Apparatus Custom Pumper for a total purchase price of **\$1,058,243.00**.

#### **PAYMENT TERMS**

The purchase price shall be paid in full upon final delivery of the Fire Apparatus at Seller's manufacturing facility. Payment may be made by cashier's check, wire transfer, or other agreed-upon method.

#### **DELIVERY AND TITLE**

The Seller shall be responsible for transport of the Fire Apparatus to the Laurel Volunteer Fire Department in Laurel, MT. Seller shall be responsible for any mechanical issues arising during transport. Upon receipt of final payment, title to the Fire Apparatus shall pass to Purchaser.

Prior to acceptance, Purchaser shall have the right to inspect the Fire Apparatus and shall receive a demonstration and training on the operation and handling of the Fire Apparatus.

#### **WARRANTY**

Seller warrants that the Fire Apparatus is free from defect, conforms with and will perform in accordance with its specifications for the periods of time as listed in the specifications from the date of delivery. Should the Fire Apparatus fail to meet these specifications, Seller shall be responsible for repair or replacement of the Fire Apparatus, at Seller's expense.


#### **GOVERNING LAW**

This contract shall be governed by and construed in accordance with the laws of the state of Louisiana.

#### **ENTIRE AGREEMENT**

This contract constitutes the entire agreement between the Parties and supersedes any and all prior negotiations, understandings, and agreements between them.

#### **VALIDITY**



This Contract shall remain valid for 10 days from the date of its execution. This agreement does not become binding until it is agreed to and accepted in writing and is properly signed by an officer of USFA.

**IN WITNESS WHEREOF**, the Parties have executed this Contract as of the date first written above.

**SELLER:**

**US Fire Apparatus**

---

Chris Ferrara  
President/ CEO

**PURCHASER:**

**Laurel Volunteer Fire Department (Laurel, MT)**

---

Signature of authorized representative

---

Printed name of authorized representative



<b>CUSTOMER:</b> Laurel (MT)	<b>QUOTATION DATE:</b> 04/11/2024
<b>SALES REPRESENTATIVE:</b> JD Ferrante	<b>QUOTATION NUMBER:</b> 10433-0002
<b>APPARATUS DESCRIPTION:</b> Custom Rescue Pumper	<b>PUMP CAPACITY:</b> 1500 GPM
<b>BODY CONFIGURATION:</b> 3/16" Extruded Aluminum	<b>PUMP MANUF.:</b> Hale QMAX-XS
<b>CHASSIS TYPE:</b> 1871W Custom Chassis (NEW ORDER CHASSIS)	<b>TANK CAPACITY:</b> 1000 Water / 30 Foam

- 00- == US Fire OEM 1871 L9 Engines Cab & Chassis - 7.003 01/26/24 ==
- 15- \*\*\*\*\*CHASSIS MODIFICATIONS\*\*\*\*\*
- 18- \*\*\*\*\*NFPA SAFETY SIGNS\*\*\*\*\*
- 20- \*\*\*\*\*PUMP ENCLOSURES / PUMPS / COMPONENTS / ACCESSORIES\*\*\*\*\*
- 30- \*\*\*\*\*WATER TANKS / COMPONENTS / ACCESSORIES \*\*\*\*\*
- 50- \*\*\*\*\*PUMPER / TANKER BODIES\*\*\*\*\*
- 70- \*\*\*\*\* ELECTRICAL / COMPONENTS / ACCESSORIES \*\*\*\*\*
- 80- \*\*\*\*\*INTERIOR / EXTERIOR FINISH / LETTERING / STRIPING\*\*\*\*\*
- 90- \*\*\*\*\*LOOSE EQUIPMENT\*\*\*\*\*
- 98- \*\*\*\*\*WARRANTIES / MANUALS\*\*\*\*\*
- 99- \*\*\*\*\*ADMINISTRATION\*\*\*\*\*

Part No	Description	Qty
<b>== US Fire OEM 1871 L9 Engines Cab &amp; Chassis - 7.003 01/26/24 ==</b>		<b>1</b>
<b>DataBook v7.003 Release: 01.26.24 (Expires 05.10.24)</b>		
00-J0-2000	Custom Firetruck Chassis	1
<b>FRAME ASSEMBLY</b>		
01-H0-1600	Double Frame Rails	1
01-I0-1200	Frame Rail Finish - Galvanized, Double Rails	1
01-I0-1500	Fastener Finish - Zinc	1
01-J0-4000	Cab Main Frame Crossmember	1
<b>FRONT AXLE</b>		
07-A0-1120	Front Axle 21,000# - Hendrickson STEERTEC NXT - CORE	1
07-AC-4500	45° Cramp Angle	1
07-B0-0100	Oil Seals - Front Axle - Factory Premium	1
<b>FRONT AXLE BRAKES</b>		
07-C0-0210	Disc Brakes - Front Axle - EX-225	1
<b>FRONT AXLE SUSPENSION OPTIONS</b>		
07-R0-2020	Front Suspension 21,000# - Hendrickson STEERTEC NXT	1
07-RS-0105	Shock Absorbers - Front Axle	1
<b>STEERING SYSTEMS</b>		
07-Y0-0040	Steering - 24,000# - Sheppard Dual Gear	1
<b>FRONT TIRES</b>		
10-GF-0410	Goodyear 425/65R22.5 (L) Front - Armor Max MSA (Mud/Snow) - 22,800# - 68mph	1
10-W0-0100	Aluminum Wheels - Front	1
10-WP-0230	Alcoa Dura-Black Finish - Front Rims	2
10-X0-0110	Satin Black 'Baby Moon' Caps & Nutcovers (Front Wheels)	2
<b>REAR AXLE</b>		
08-AS-1080	Single Rear Axle 27,000# - Meritor RS-25-160 - CORE	1
08-AV-F160	160 Series Differential - Single Axle	1
08-AV-S010	Axle Lube - Non-Synthetic	1
08-B0-0100	Oil Seals - Rear Axle - Factory Premium	1
<b>REAR AXLE BRAKES</b>		
08-C0-0100	S-Cam Brakes - Single Rear Axle	1

<b>VEHICLE TOP SPEED</b>		
08-PA-0300	Vehicle Top Speed 65 - 68 MPH	1
08-PA-1110	NFPA Vehicle Top Speed Statement (Revised 1/2/2024)	1
<b>REAR SINGLE AXLE SUSPENSION OPTIONS</b>		
08-R0-0025	Single Axle Suspension - 27,000# - Reyco Granning Spring - CORE	1
<b>REAR TIRES</b>		
10-GR-0120	Goodyear 12R22.5 (H) Rear - Armor Max MSA (Mud/Snow) - 27,120# - 68mph	1
10-W0-3000	Inner and Outer Rear - SA - Aluminum Wheels	1
10-WP-0240	Alcoa Dura-Black Finish - Rear Rim	2
10-X0-0310	Satin Black Finish "Lincoln Hat" Hub & Nut Covers (Rear Wheels)	2
10-GW-0122	Tire Pressure Monitoring Device - 2 Axles (Front & Rear) - LED Alert	1
08-RS-0500	Axle & Chassis Laser Alignment	1
<b>AIR SYSTEM - BASE SYSTEM</b>		
09-A0-10WF	Air System - Color Coded Nylon Air Lines - Single Axle - CORE	1
09-A0-1204	Bendix AD-9 Air Dryer	1
09-D0-0102	Air Tank Drains - Manual	1
09-F0-0201	Air Auto Eject - Kussmaul w/Weatherproof Cover	1
09-F0-0212	Cab Exterior Mounted - Behind the Driver's Door	1
09-F0-0370	Black Air Auto-Eject Cover	1
<b>ABS BRAKE SYSTEMS</b>		
09-L0-0400	ABS Brake System - 4 Wheel - Meritor/Wabco	1
09-LB-1110	ABS Mud & Snow Selector Switch	1
09-RS-1010	Stability Enhancement System - 4 Wheel - Meritor/Wabco	1
<b>TIRE CHAINS</b>		
08-T0-0110	Automatic Tire Chains - On-Spot Brand	1
<b>ENGINE</b>		
13-EU-6425	Cummins L9 - 450 HP - 1400 Radiator	1
13-A0-1400	Engine Cooling System Radiator - 1400 Sq. In.	1
13-A0-1450	Engine Coolant Recovery System	1
13-A0-1500	Charge Air Cooler - Engine Air Intake	1
13-A0-1800	Long Life Coolant	1
13-A0-1900	Premium Cooling System Hoses	1
13-A0-1960	Constant Torque Cooling System Clamps - Entire System	1
13-A0-1974	Heater Shut Off Valves	1
13-EV-0010	EPA24 Clean Idle Label	1
13-I0-0010	Engine Air Intake Filter, Fleetguard	1
13-L0-0002	Engine Oil - First Fill	1
13-LD-5100	Engine Magnetic Drain Plug	1
13-N0-0210	Engine Brake - Cummins L9 Engine	1
13-P0-2300	Fast (High) Idle - Manual Select - Auto Low Voltage	1
13-V0-0120	Auxiliary Engine Cooler - Sendure	1
13-V0-0210	Spark Arrestor - Air Intake	1
13-V0-3020	Fan Clutch - Fully Variable Fan Drive	1
13-Y0-0621	Compliant Exhaust Treatment System - L9 >360	1
13-Y0-1611	Cummins Aftertreatment System - L9 - >360	1
13-Y0-3010	Stainless Tailpipe - Curb Side - 90° Exit - Straight Cut End	1
13-Y0-6010	Exhaust Tailpipe Diffuser	1
13-Z0-0015	DEF System - 5 Gallon Reservoir - ISL	1
<b>TRANSMISSION</b>		
14-C0-3040	Allison 3000EVS Automatic Transmission	1
14-C0-5100	Transmission Magnetic Drain Plug	1
14-D0-0100	Transmission Fluid - Allison TES-389	1
14-ER-0100	Five Speed Allison Programming - 3000EVS	1
14-ET-0100	Automatic Neutral Programming - 2500 EVS / 3000EVS / 4000EVS	1
14-HF-0100	Drivertrain Fluid Monitoring System	1
<b>DRIVELINES</b>		
14-W0-1100	1760 Series Drivelines	1

<b>FUEL TANK</b>		
25-A0-2000	Fuel Tank - Steel - 50 Gallon - Stainless Straps	1
25-V0-0000	Reinforced Fuel Lines	1
25-V0-1102	Fuel Shut Off Valve	1
25-F0-0200	Fuel Filter - Cummins - Factory	1
<b>ALTERNATOR</b>		
45-D0-2360	360 Amp Alternator - Niehoff	1
<b>CAB MODEL</b>		
40-C0-9230	3/16" Alum - MFDxl - 1871 - 12" Pulled Fwd Raised Roof - FULL LENGTH DOORS	1
14-ES-0200	Transmission Selector - Push Button Type	1
14-ES-0400	Transmission Fluid Check - Transmission Selector	1
40-DH-5201	Exterior Door Handles - Black Finish	1
40-DH-6015	Cab Entry Steps, Full Length Doors, 100" W cabs - CORE	1
40-DH-8020	Cab Entry Steps - Black Finish	1
40-DH-7010	DEF Fill, Left Rear Crew Step Area	1
<b>AC/HEAT/DEFROST</b>		
40-U0-0195	Overhead Heater / Defroster - 12" RR/100"W - CORE	1
40-U0-0310	Defroster Fans - Overhead Mounted, Inboard	1
40-U0-0470	45K BTU AC / 33.4K BTU Heat - Ceiling Mounted Evaporator - Single Condenser	1
40-U0-0620	Cab Climate Control Insulation Package	1
<b>NOISE SUPPRESSION</b>		
45-E0-0100	EMI/RFI Noise Suppression	1
<b>BATTERY MOUNTING TRAYS AND COVERS</b>		
45-NS-0802	Stainless Steel Battery Tray	1
45-NU-0710	Battery Jumper Studs	1
<b>BATTERY SYSTEMS</b>		
45-NU-035F	Single Battery System - 4 Group 31 - CORE	1
45-NU-0410	Battery Bus Bars	1
45-NU-0462	Battery On Indicator Light - External View	1
45-T0-0665	40 Amp - Kussmaul - Chief Series W/ 12 Vdc - Comp Option - Auto Charge 4012	1
09-X0-0900	Kussmaul - Auto Air 091-9-12 Vdc Compressor	1
45-T0-6130	Kussmaul Remote Control Panel - Kussmaul Charge	1
45-T0-6210	Charge Indicator Panel on Driver's Seat Box	1
45-Z0-1193	Kussmaul 20 Amp - 120V- Super Auto Eject - Custom Cabs CORE	1
45-Z0-1335	Standard Cover, Kussmaul 091-55--XX	1
45-Z0-1382	Black Auto-Eject Cover	1
45-Z0-1505	Electrical Inlet Location- Cab Exterior Mounted - Behind the Driver's Door	1
<b>CAB INTERIOR</b>		
45-P5-0140	Cab Interior Appointments and Options - MFDxl CORE -- 1871 & Spectr II	1
40-DE-0300	Engine Enclosure - Vinyl Covering - Acoustiblok	1
40-DE-1030	Painted Interior Door Panels	1
40-DE-2010	Interior Padding - Standard Ceiling	1
40-DE-2020	Interior Padding - Standard Rear Wall	1
40-DE-2060	Floor Material - Acoustical Wear Mat	1
40-DE-3050	Door Reflective Material, SecuriTrim - Custom Chassis, 4 Door	1
<b>CAB STEERING WHEEL AND COLUMN</b>		
40-DE-7030	Steering Wheel and Column - 4Front - 100" - CORE	1
<b>CAB INTERIOR GRAB HANDLES</b>		
40-DH-0260	Grab Hndls - Inside - Driver's, Officer's A-Post and Both Crew Doors	1
<b>OFFICER'S RADIO BOX</b>		
40-DH-1220	Officer's Radio Compartment (Beneath Seat) With Door	1
<b>OPEN COMPARTMENT LIGHT OPTIONS</b>		
40-LC-0114	Open Cmpmnt Lght-Red Flashing-Whelen OS LED w/ blk flange	1



<b>CAB INTERIOR LIGHTING</b>		
40-LD-0505	Six (6) Whelen CREGCS 6" White/Red LED Dome Lights	1
40-LD-3010	Cab Dome Lighting Activation	1
40-LD-4010	Step Nose LED Lighting - WHITE/RED	1
40-LD-5184	Cab Door Controlled	1
<b>DASH AND SWITCH HOUSING</b>		
40-U0-6050	Driver's Overhead 12-Place (6 over 6) Switch Panel - CORE	1
40-U0-6060	Rugged Driver and Officer Dash Enclosure - CORE	1
40-U0-7010	Officer Side Open Storage Slots in Dash - CORE	1
<b>INSTRUMENTATION</b>		
40-V0-0105	Instrumentation (J1939) and Controls - CORE	1
40-V0-0120	Audible Turn Signal Reminder	1
40-V0-0122	Audible Lights On Reminder	1
40-V0-0124	Audible Parking Brake Reminder	1
40-V0-0130	Dual Trip Odometers	1
40-V0-0148	Odometer Activated While in Pump Mode	1
40-V0-0150	Low Fuel Warning Light and Alarm	1
40-V0-0152	Transmission Temperature Warning Light and Alarm	1
40-V0-0154	Low Voltage Warning Light	1
40-V0-0156	Air Cleaner Restriction Indicator	1
40-V0-0160	Low Coolant Warning	1
<b>SWITCHES AND SWITCH PANELS</b>		
40-X0-1120	Forward Engine Enclosure Console - Manual Switches - CORE	1
40-V0-0502	Parking Brake Control - Driver's Dash	1
40-X0-1200	Engine Enclosure Storage Tray with Recessed Cupholders	1
40-X0-1415	USB-A/USB-C Charging Ports - Driver's and Officer's Area	1
40-Z0-0014	Battery Switched Power	1
40-X0-1422	Outside Temperature Monitor	1
<b>ELECTRICAL SYSTEM</b>		
45-NS-0350	Apparatus Base Digital Electrical System - Class1 Multiplex - CORE	1
45-NS-0210	Information Display Module - Driver's Position	1
40-X0-7000	<b>PUMP SHIFT</b>	1
40-X0-7050	Pump Shift, w/Label, Indicator Lgts, Mtd Cab/PPnl	1
<b>BACK-UP CAMERA</b>		
40-YC-3815	Back-Up Camera System, ASA Audiovox, Custom Chassis	1
40-YC-3820	Observation Monitor - 7" LCD - Waterproof, Custom Chassis	1
40-YC-4005	Monitor Mounting - Overhead Position - Driver, Custom Chassis	1
40-YC-3840	Camera - Color - Rear - High Performance - White Housing	1
40-YC-4100	Operation - Battery Powered	1
40-YC-4205	Camera Mounting - Body Rear - Shipped Loose	1
<b>CAB 12VDC POWER</b>		
40-Z0-0003	12 Vdc Power Selections For Accessories, Radios and Chargers - CORE	1
40-Z0-0005	(2) 12 Vdc Power Point Sockets w/ Rubber Plugs - Driver/Officer	1
40-Z0-0012	Battery Direct Power	1
40-Z0-0210	12Vdc Power Circuits - Radio and/or Accessories	1
40-Z0-0300	Location - Power Panel	1
40-Z0-0810	(1) NMO Mount - Radio Antenna Wiring - Officer's Side Forward	1
40-Z0-0857	Location - Officer's Seat Area	1
40-Z0-0900	Antenex NMO Black Weatherproof Cap	1
40-Z0-0830	(1) NMO Mount - Radio Antenna Wiring - Driver's Side Forward	1
40-Z0-0857	Location - Officer's Seat Area	1
40-Z0-0900	Antenex NMO Black Weatherproof Cap	1
<b>CAB 120 VAC POWER</b>		
40-Z0-0415	(2) Cab 120-Volt ac Circuits - CORE	1
40-Z0-0515	Location - (2) Engine Enclosure Top - CORE	1
40-Z0-0650	Electrical Outlet, Conf #5, Duplex, 120V/20A Straight Blade	2
40-Z0-0670	Power Source - Shoreline Connection	2
<b>CAB EXTERIOR</b>		
40-D0-0900	Cab Crashworthiness Test	1

<b>CAB EXTERIOR GRAB HANDLES</b>		
40-DH-2100	Exterior Grab Handles - 24" Long	1
40-DH-4110	Warning Light / Turn Signal, Cab Handrails	1
40-DH-5101	Exterior Grab Handles - Black Finish	1
<b>CAB GRILLES AND HEADLIGHT TRIM</b>		
40-DZ-0220	US Fire Stylized Stainless Front Grille - 1871	1
40-DZ-3002	Cab Grille - Black Finish	1
<b>ICC LIGHTING</b>		
55-02-1002	Custom Cab - Cab - LED - ICC Lighting - Whelen OS Series	1
55-02-1122	Custom Cab - Cab - LED - ICC Lighting - Black Finish	1
55-03-0165	Headlights - HIVIZ LED - Daytime Running Halo Ring - Custom Cab	1
55-03-0170	Headlights - Upper Position	1
55-03-0185	Headlights - Custom Cab -Black Finish	1
55-04-0755	Frnt Turn Signal - Whelen 600 LED - Outside Hdltts - Custom Cab	1
55-04-0855	Lens Color - Clear	1
55-04-0910	Light Housing, Black Finish	1
<b>CHASSIS WARNING LIGHTS</b>		
57-04-3350	Upper Zone A, Lightbar, Frnt, Whelen - Freedom F4NV 72" LED Full Popul. 16 mods	1
57-20-3318	(4) Cab, Lower Front Warning - Zone A: Whelen - M6 - Linear Super LED, QUADS	1
57-03-2000	Red LEDs with Clear Lenses	1
57-20-3455	Cab, Lwr Light, Bezel - Black Finish	1
57-30-3314	(2) Bumper, Lower Side Warning - Zone B & D, Whelen - M6 - Linear LED	1
57-03-2000	Red LEDs with Clear Lenses	1
57-30-4010	Bumper Side Warning Lights, Bezel - Black Finish	1
<b>CAB MUD FLAPS</b>		
40-G0-1010	Cab Front Mud flaps	1
<b>CAB GROUND LIGHTS</b>		
40-G0-1300	Cab Ground Lights - LED Strip Lights	1
<b>MIRRORS</b>		
40-J0-2900	Mekra Lang - Heated & Remote Control Mirrors w/Convex, Black Finish	1
<b>CAB WINDOWS</b>		
40-K0-1000	Cab Side Windows - Fixed Glass	1
40-K0-2020	Electric Windows - Four Doors - Driver Additional Controls	1
40-KA-4022	Dark Gray-Lite Door Glass - Cab Side, Crew Doors and Rear (when spec'd)	1
<b>ENGINE MAINTENANCE LIGHT</b>		
40-LE-1002	Engine Maintenance Lights LED - Custom	1
<b>FENDERS</b>		
40-N0-0805	Cab Stainless Fender	1
40-N0-0807	Cab Fender - Black Finish	1
<b>CAB EXTERIOR REAR WALL</b>		
40-N0-1401	Exterior Rear Wall - Diamond Plate Overlay - Black Line-X Finish	1
<b>CAB EXTERIOR ROOF</b>		
40-N0-1615	Raised Roof - Diamond Plate Overlay - Black Line-X Finish	1
<b>CAB TILT</b>		
40-P0-0100	Cab Tilt - Electric Pump	1
40-P0-0400	Cab Tilt Road Interlock	1
<b>BACK-UP ALARM</b>		
55-06-0480	Back Up Alarm	1

<b>CAB AND CHASSIS PAINT</b>		
40-Q0-1201	Black Interior Paint, Black Spatter ABS Panels	1
40-Q0-2010	Headliner - Black	1
40-Q0-2110	Rear Wall Covering - Black	1
40-Q0-2210	Floor Covering - Black	1
40-Q0-2302	Door Panels - Black	1
<b>Two-Tone Cab Exterior Paint</b>		
Upper: US Fire Apparatus Black #1, FLNA 40421		
40-Q0-3020	Lower: US Fire Apparatus Red #1, FLNA 31979	1
40-Q0-3080	Cab Exterior Paint - PPG - Urethane	1
40-Q0-5030	Two Tone Cab Breakline Strip - Simulated Gold	1
<b>SEATING</b>		
40-R5-0005	Cab Seat Positions Template View	1
40-R5-0120	6 Passenger - Driver, Officer, (x2) Rear Facing OB, (x2) Fwd Facing Centr	1
40-RW-1010	Seat Position 1 - Driver's Seat	1
40-S0-1350	Highback - Air Ride Suspension - HO Bostrom - Sierra 500 - ABTS	1
40-RW-1020	Seat Position 2 - Officer's Seat	1
40-S0-4310	Highback - Air Ride Suspension - HO Bostrom - Sierra 500 - ABTS	1
40-RW-1030	Seat Position 3 - Rear Facing Left Outboard - Behind Driver	1
40-S0-5810	SCBA Fixed Bottom Cush - Fixed Mtg - HO Bostrom - Tanker 500 - ABTS	1
40-S0-9220	HO Bostrom SecurAll SCBA Locking Bracket	1
40-RW-1060	Seat Position 6 - Rear Facing Rt Outboard - Behind Officer	1
40-S0-5810	SCBA Fixed Bottom Cush - Fixed Mtg - HO Bostrom - Tanker 500 - ABTS	1
40-S0-9220	HO Bostrom SecurAll SCBA Locking Bracket	1
40-RW-1080	Seat Position 8 - Fwd Facing - Left Inside	1
40-S0-5810	SCBA Fixed Bottom Cush - Fixed Mtg - HO Bostrom - Tanker 500 - ABTS	1
40-S0-9220	HO Bostrom SecurAll SCBA Locking Bracket	1
40-RW-1090	Seat Position 9 - Fwd Facing - Right Inside	1
40-S0-5810	SCBA Fixed Bottom Cush - Fixed Mtg - HO Bostrom - Tanker 500 - ABTS	1
40-S0-9220	HO Bostrom SecurAll SCBA Locking Bracket	1
40-S0-6100	Forward Facing Seat Riser	1
40-S0-7420	Gray / Black Durawear Seat Covering	1
40-S0-8002	Seat Belt Warning Labels	1
40-S0-8990	Dealer or Fire Department Provided Helmet Restraints	6
40-S0-8997	Traffic Vests, Ship Loose to FD	6
40-S0-7225	US Fire Apparatus Seat Logos	1
40-S0-8015	Vehicle Data Recorder - CORE	1
40-S0-8016	Seat Belt Warning System Monitor Panel	1
<b>FRONT BUMPER / AUDIBLE WARNING</b>		
42-A4-0200	Front Bumper - Painted Formed - Black	1
01-V3-0024	Front Bumper Ext - 24" - Chassis	1
01-W0-0700	Chromed Tow Hooks Beneath Bumper	1
01-Z0-8052	Front Gravelshield - Chassis	1
01-Z0-8060	Black Line-X Finish Gravelshield	1
01-Z0-8504	Center Hosewell - Large - 24" Ext. - Chassis	1
01-Z0-8770	Hosewell Cover, Center - Hinged Diamondplate	1
01-Z0-8795	Hosewell Cover - Black Line-X Finish	1
01-Z0-8828	LED Lighting, Hosewell - Chassis	1
01-Z0-8802	Open Grate Mat, Hosewell	1
01-Z0-80C5	Line-X Coated Bumper Top Trim Guard	1
40-G0-1420	(1) Bumper Ground Light - 36" LED Strip Light	1
40-H0-1113	Dual Stutter Tone Air Horns - Bumper Recessed O/B Frame - Chassis	1
40-H0-1121	Air Horns - Black Finish	1
40-H0-1201	Air Horn Circuit Powered - Battery and Ignition	1
40-H0-1210	Air Horn Control - Lanyard	1
40-H0-1302	Air/Elec Horn-Strg Wheel Cntrl	1
40-H0-2070	Electronic Siren-Whelen-Model 2955LSA1 (x2) Outboard Mtd Spkrs	1
40-H0-5412	Siren Head Mounting - Center Console Mounted	1
40-HA-2060	Siren Speakers - Two (2) - Cast Products - Outboard Mtd/Tapered Section	1

40-HA-2072	Siren Speaker - Black Finish	1
40-H0-3324	Q2B Mechanical Siren - Gravelshield Mtd - Driver's Side - Chassis	1
40-H0-3362	Q2B Mechanical Siren (Pedestal) - Black Chrome Finish	1
40-H0-5110	Siren Circuit Powered - Master Warning Light Switch	1
40-H0-5230	Siren Brake Switch - Driver and Officer Control	1
40-H0-5350	Siren Control - Driver & Officer Foot Switches	1
40-Q0-1082	Black Gloss Enamel Painted Bumper	1

**CAB FRONT/SIDE LED SCENE LIGHTING**

58-10-8008	(1) Front Cab Brow LED Scene Light	1
58-10-8600	Hi Output LED Forward Brow Light, HiViz 72"	1
58-10-8902	Black Brow Light Housing	1
58-18-0304	Switching, Three Switctces, 12V, Driver Cab, HiViz 72" Brow	1


**\*\*\*\*\*CHASSIS MODIFICATIONS\*\*\*\*\***

**WINDOW TINT**

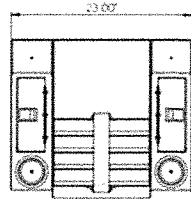
15-A2-0255	Window Tint - Windshield and Driver/Officer Door Note: 70% Ceamic tint shall be provided on the windshield, driver and officer's windows	1
15-A2-0255	Window Tint - Fixed Windows and Crew Doors Note: 5% Ceramic tint shall be provided on the cab fixed windows and crew door windows	1

**CAB CONSOLE**

15-A2-0270	FMI: Deluxe Map Box - FMI-51150-B	1
------------	-----------------------------------	---



• Mounting hardware not included



15-A2-0280	FMI: 3 Cell Glove Box - FMI-51510-B Note: Mount at final inspection	1
------------	--	---



• Mounting hardware not included

**EMS COMPARTMENT / ACCESSORIES**

15-A2-0290	Compartment - Center Rear Facing EMS The EMS compartment shall be located immediately to the rear of the engine enclosure, match the height and width. The top of the EMS compartment shall include a 2" lip with four-(4) cup holders. The EMS compartment shall be spray-lined with Black Line-X materials	1
15-A2-0295	Door - Center Rear Facing EMS Compartment, Cargo Net	1
15-A2-0300	Light - EMS Compartment, LED Strip The interiro EMS compartment light shall be switch on top of the EMS compartment, adjacent to the USB-A/C outlet	1
15-A2-0305	Shelf - Adjustable, Center Forward Facing EMS Compartment	1

<b>CAB INTERIOR ACCESSORIES</b>		
15-A2-0320	12-Volt Dual USB Charging Port - Cab Mounted, Kussmaul 091-264 (USB-A/C) Locate one-(1) per side on the top of the EMS compartment, outboard the cub holders	2
15-A2-0325	Interior Trim - Mounting Plate, Engine Tunnel	1
15-A2-0330	Fuse Block - 12-Volt 6-Place Location: TBD	1
15-A2-0335	Outlet Strip - Six (6) Place, 120-Volt AC Location: TBD	1
<b>RADIO EQUIPMENT</b>		
15-A2-0350	Radio Installation - Customer Supplied	2
15-A2-0355	Radio Antenna Mount - MNO Note: In addition to the radio mount provided with the chassis	1
<b>VISUAL COMMUNICATIONS</b>		
15-A2-0370	Camera Installation - Chassis Supplied The camera shall be located on the center rear of the apparatus, above the B1 compartment, with Cast aluminum guard	1
<b>*****NFPA SAFETY SIGNS*****</b>		
18-A2-0220	Safety Signs - General Requirements	1
18-A2-0420	Safety Signs - Battery Explosion, FAMA01	1
18-A2-0620	Safety Signs - Rotating Shafts, FAMA02	1
18-A2-0820	Safety Signs - Hot Surfaces, FAMA03	1
18-A2-1020	Safety Sign - Hot Exhaust, FAMA04	1
18-A2-1220	Safety Sign - Spinning Fan, FAMA05	1
18-A2-1420	Safety Signs - Seated & Belted, FAMA07	1
18-A2-1620	Safety Sign - Air Conditioning Refrigerant, FAMA09	1
18-A2-1820	Safety Sign - Cab Equipment Mounting, FAMA10	1
18-A2-2020	Safety Sign - Fire Service Tire Rating, FAMA12	1
18-A2-2220	Safety Sign - Electronic Stability Control, FAMA13	1
18-A2-2420	Safety Sign - Cab Seating, FEMA14 Seating Capacity of 6 Personnel	1
18-A2-2620	Safety Signs - Helmet Worn in Cab, FAMA15	1
18-A2-2820	Safety Sign - Vehicle Backing, FAMA17	1
18-A2-4020	Safety Signs - Intake/Discharge Cap Pressure, FAMA18	1
18-A2-4220	Safety Signs - Hose Restraint Required, FAMA22	1
18-A2-4420	Safety Signs - Climbing Method Instruction, FAMA23	1
18-A2-4620	Safety Signs - Riding on Exterior, FAMA24	1
18-A2-4820	Safety Sign - Pump Training, FAMA25	1
18-A2-6020	Safety Signs - No-Step, FAMA26	1
18-A2-6220	Safety Sign - Siren Noise, FAMA42	1
18-A4-1020	Safety Sign - Apparatus Movement Warning	1
18-A6-0220	Plate - Fluid Capacity	1
18-A6-0420	Plate - Overall Height/Length/Weight	1
<b>*****PUMP ENCLOSURES / PUMPS / COMPONENTS / ACCESSORIES*****</b>		
<b>PUMP MODULE - SIDE MOUNT EXTRUDED ALUMINUM</b>		
20-A2-0220	USFA- Manufactured Pump Module	1
20-A2-0225	Attached Pump Module	1
20-A2-0230	PUMP PANELS - Black Anodized Aluminum	1
20-A2-0235	Pump Module - Enclosed W/Painted Roll-Up Doors	1
20-A2-0240	Pump Panel - Fully Hinged, Right Side	1
20-A2-0245	Access Panel - Front Pump Module w/Door	1
20-A2-0250	Lights - Left & Right Side Pump Panel, OnScene LED Access	1
20-A2-0255	Light - Pump Compartment, LED	1
20-A2-0260	Trim - Dunnage Area, Tread Plate (Walls and Floor) The floor shall have drain holes. Note: Dunnage area to be bed lined Black	1
20-A2-0265	Partition - Dunnage Area Note: A partition shall be provided on the floor of the dunnage area around the monitor to keep loose items from interfering with the operation of the monitor	1
20-A2-0270	Switch - Hosebed Light, Pump Panel	1
20-A2-0275	Switch - Pump Panel Exterior/Interior Lights, Pump Panel	1
20-A2-0280	Switch - Air Horn, Pump Panel	1
20-A2-0285	Heat Pan w/Heater - Pump House Note: The heat panel shall be fully removable for summer ops/service work	1

<b>PUMP PANEL ACCESSORIES</b>		
20-A2-0300	Gauges - Master Suction/Pressure, 4-1/2" White Face, IC	1
20-A2-0305	Pressure Governor - FRC Pump Boss MAX PBA501-D00	1
20-A2-0310	Return Line - Fill Subsurface	1
20-A2-0315	Gauges - 2-1/2" Pressure, White Face	1
20-A2-0320	Gauge Bezels - Color Coded	1
20-A2-0325	Gauge Heaters - MC Products, 6 Gauges	2
20-A2-0330	Tags - Pump Panel, Color Coded (Metal)	1
<b>PUMP AND COMPONENTS</b>		
20-A2-0345	Pump System - 1500 GPM Single Stage, Hale QMAX-XS	1
20-A2-0350	Mechanical Seal - Hale	1
20-A2-0355	Manual Override For Pump Shift	1
20-A2-0360	Priming System - Trident EP - AirPrime - 31.001.7 Manual	1
20-A2-0365	Anodes - Pump Corrosion (Each)	3
20-A2-0370	Valve - Master Pump Drain	1
20-A2-0375	Manual Drains, 3/4" Lift-Up Type	1
20-A2-0380	Pump Test Points - Hale	1
20-A2-0385	Certification: Third Party Pump Testing (NFPA 1900)	1
20-A2-0390	Plate - Pump Test Certification	1
<b>STEAMER INLETS</b>		
20-A2-0405	Suction Headers - (2) 6" w/Long Handle Cap, Left & Right Side	1
20-A2-0410	Master Intake Valve - Electric, Hale MIV-E	2
20-A2-0410	Valve - Thermal Relief Valve w/Light & Alarm, Hale TRV-L	1
20-A2-0415	Intake Relief Valve Note: Preset to 125 PSI	1
<b>TANK TO PUMP</b>		
20-A2-0430	Tank-To-Pump - 3" Valve w/Electric Control	1
<b>TANK FILL</b>		
20-A2-0445	Tank Fill - 2" Valve w/Electric Control	1
<b>COOLERS</b>		
20-A2-0460	Cooler - Engine, 1/2" Line w/ 1/4 Turn Valve	1
20-A2-0465	Cooler - Pump, 3/8" Line w/ 1/4 Turn Valve	1
<b>PLUMBING</b>		
20-A2-0480	Plumbing - Stainless Steel	1
20-A2-0485	Plumbing - Stainless Steel Foam Manifold	1
20-A2-0490	Plumbing Finish - Natural	1
<b>APPARATUS VALVES</b>		
20-A2-0505	Intake Valves - Akron Brass 8800 Series	1
20-A2-0510	Discharge Valves - Akron Brass 8800 Series	1
<b>AUXILLIARY INLETS</b>		
20-A2-0525	Suction - Left Side, 2-1/2" Valve w/Swing Control at Valve	1
20-A2-0530	Suction - Right Side, 2-1/2" Valve w/Swing Control at Valve	1
<b>FRONT BUMPER DISCHARGE</b>		
20-A2-0545	Discharge - Front Bumper in Hose Well (Center Compartment)	1
20-A2-0550	Discharge - Front Bumper, 2-1/2" Valve w/Push Pull Control Note: The plumbing shall terminate within the center bumper compartment with a 2-1/2" chicksan swivel	1
20-A2-0555	Valve - Front Bumper Discharge Blow Out	1
<b>SPEEDLAYS</b>		
20-A2-0570	Speedlays (3) - (2) 2" Valves / (1) 2-1/2" Valve w/Push Pull Control Note: The speedlays shall be full enclosed within the pump compartment. The center of the speedlays troughs shall be full removable for service access to the pump	1
20-A2-0575	Trays - Removable Speedlay (3)	1
20-A2-0580	Trays - ADDITIONAL Removable Speedlay (3)	1
20-A2-0585	Covers - Hypalon End Flaps w/Bungee Cords, Speedlays	1
20-A2-0590	End Flaps Color: Black	1

<b>LEFT PANEL DISCHARGES</b>		
20-A2-0605	All 2-1/2" Side Discharge Outlets Terminate 30-Degree Elbows / Caps	1
20-A2-0610	Discharges (2) - Left Side, 2-1/2" Valve w/Push-Pull Control	1
<b>RIGHT PANEL DISCHARGES</b>		
20-A2-0625	All 2-1/2" Side Discharge Outlets Terminate 30-Degree Elbows /Caps	1
20-A2-0630	Discharge - Right Side, 2-1/2" Valve w/Push-Pull Control	1
20-A2-0635	Discharge - Right Side, 4" Valve w/Electric Control	1
20-A2-0640	Elbow - 4" FNST x 4" Storz 30 Degree, Kochek SKE44R-H52	1
20-A2-0645	Cap w/Chain - 4" Storz, Kochek CC507	1
<b>DECK GUN</b>		
20-A2-0660	Discharge - Deck Gun, 3" Valve w/Electric Control	1
20-A2-0665	Telescoping Waterway - 3" Electric, TFT XGA38PL-RL Extend-A-Gun	1
20-A2-0670	Monitor - Electric Deck, TFT Typhoon Y5-E11A	1
20-A2-0675	Monitor Control - Panel Mount, TFT Y4E-RP	1
20-A2-0680	Master Stream Nozzle - Electric Monitor, TFT M-ERP1500-NN	1
20-A2-0685	Monitor Control - Wireless Remote, TFT YE-RF-900	1
<b>HOSE BED PRE-CONNECT</b>		
20-A2-0700	Discharge - Left Front Hose Bed, 2-1/2" Valve w/Push-Pull	1
20-A2-0710	Cap w/ Chain - 2-1/2"	1
<b>FOAM SYSTEM</b>		
20-A2-0725	Foam System - Hale SmartFoam 3.3	1
20-A2-0730	Gauge - Class A Foam, FRC Tank Vision Pro WLA360-A00	1
20-A2-0735	Tank Switch (1) Low Level	1
20-A2-0740	Valve - Waterway Check	1
20-A2-0745	Fittings - Integral Check Valve/Injector	1
20-A2-0750	Strainers - Foam Concentrate - Flushing Systems	1
20-A2-0755	Control Cables	1
20-A2-0760	Flowmeter - w/Display Unit	1
20-A2-0765	Placard - Operating System, Single Tank	1
20-A2-0770	NFPA Test - Foam Proportioning Systems	1
20-A2-0775	Foam Tank, Polypropylene, Class A, 30 Gallons	1
<b>FOAM OUTLET LOCATIONS:</b>		
20-A2-0790	Foam Outlet - Discharge Front Bumper	1
20-A2-0795	Foam Outlet - Speedlay No. 1	1
20-A2-0800	Foam Outlet - Speedlay No. 2	1
20-A2-0805	Foam Outlet - Speedlay No. 3	1
20-A2-0810	Foam Outlet - Left Front Hose bed	1
<b>*****WATER TANKS / COMPONENTS / ACCESSORIES *****</b>		
<b>WATER TANK</b>		
30-A2-0220	Water Tank - Polypropylene, 1000 Gallons	1
30-A2-0225	Certification - NFPA Water Tank Size	1
30-A2-0230	Tank Sleeve - Poly Note: For left rear discharge	1
30-A2-0235	Gauge - Water Level, Tank Vision Pro WLA300-A00	1
30-A2-0240	Lights (EACH) - Water Level, FRC MAXVISION WLA280-A00 Locations: One-(1) per side on the extended portion fo the cab, and one-(1) on the driver's side rear of the apparatus Activation: Park Brake	3
<b>*****PUMPER / TANKER BODIES*****</b>		
50-A2-0220	Body - 102" Wide, Extruded Aluminum	1
50-A2-0225	Body Sub Frame - Extruded Aluminum	1
50-A2-0230	Body/Compartment Construction - 102" Wide Body	1
50-A2-0235	Wheel Well Panels & Fenders - Body, Painted Aluminum	1
50-A2-0240	Fenderettes - Polished Stainless Steel Note: Fenderettes to be coated with Black Bed Liner	1
50-A2-0250	Hose Bed - 67-1/2" Wide	1

<b>COMPARTMENT LAYOUT - LEFT SIDE RESCUE STYLE</b>		
<b>Compartment L1:</b>		
50-A2-0260	Interior Dimensions: ~30"W x 70-1/4"H x 15" Upper/28"D Lower Door Opening: ~28"W x 60-7/8"H	1
50-A2-0265	Vent - Compartment, Louvered	2
50-A2-0270	Compartment Door - Roll Up, Painted Finish	1
50-A2-0275	Pull Down Strap - Compartment DoorNote: Bungee Style	1
50-A2-0280	Light - Compartment, LED Strip Note: Two-(2) Full Height LED Strips per Compartment	2
50-A2-0285	Shelf - Permanent, Smooth Aluminum Location: Depth Break Note: To be Bolt-in type	1
<b>Compartments L2:</b>		
50-A2-0305	Interior Dimensions: ~58"W x 38"H x 15"D Door Opening: ~56"W x 28-5/8"H	1
50-A2-0310	Vent - Compartment, Louvered	2
50-A2-0315	Compartment Door - Roll Up, Painted Finish	1
50-A2-0320	Pull Down Strap - Compartment DoorNote: Bungee Style	1
50-A2-0325	Light - Compartment, LED Strip Note: Two-(2) Full Height LED Strips per Compartment	2
50-A2-0330	Tool Board - Pac Trac Location: Rear Compartment Wall	1
<b>Compartment L3:</b>		
50-A2-0345	Interior Dimensions: ~48"W x 70-1/4"H x 15" Upper/28"D Lower Door Opening: ~46"W x 60-7/8"H	1
50-A2-0350	Vent - Compartment, Louvered	2
50-A2-0355	Compartment Door - Roll Up, Painted Finish	1
50-A2-0360	Pull Down Strap - Compartment DoorNote: Bungee Style	1
50-A2-0365	Light - Compartment, LED Strip Note: Two-(2) Full Height LED Strips per Compartment	2
50-A2-0370	Shelf - Permanent, Smooth Aluminum Location: Depth Break Note: To be Bolt-in type	1
<b>COMPARTMENT LAYOUT - RIGHT SIDE RESCUE STYLE</b>		
<b>Compartment R1:</b>		
50-A2-0260	Interior Dimensions: ~30"W x 70-1/4"H x 15" Upper/28"D Lower Door Opening: ~28"W x 60-7/8"H	1
50-A2-0265	Vent - Compartment, Louvered	2
50-A2-0270	Compartment Door - Roll Up, Painted Finish	1
50-A2-0275	Pull Down Strap - Compartment DoorNote: Bungee Style	1
50-A2-0280	Light - Compartment, LED Strip Note: Two-(2) Full Height LED Strips per Compartment	2
50-A2-0285	Shelf - Permanent, Smooth Aluminum Location: Depth Break Note: To be Bolt-in type	1
<b>Compartments R2:</b>		
50-A2-0305	Interior Dimensions: ~58"W x 38"H x 15"D Door Opening: ~56"W x 28-5/8"H	1
50-A2-0310	Vent - Compartment, Louvered	2
50-A2-0315	Compartment Door - Roll Up, Painted Finish	1
50-A2-0320	Pull Down Strap - Compartment DoorNote: Bungee Style	1
50-A2-0325	Light - Compartment, LED Strip Note: Two-(2) Full Height LED Strips per Compartment	2
50-A2-0330	Tool Board - Pac Trac Location: Rear Compartment Wall	1
<b>Compartment R3:</b>		
50-A2-0345	Interior Dimensions: ~48"W x 70-1/4"H x 15" Upper/28"D Lower Door Opening: ~46"W x 60-7/8"H	1
50-A2-0350	Vent - Compartment, Louvered	2
50-A2-0355	Compartment Door - Roll Up, Painted Finish	1
50-A2-0360	Pull Down Strap - Compartment DoorNote: Bungee Style	1
50-A2-0365	Light - Compartment, LED Strip Note: Two-(2) Full Height LED Strips per Compartment	2



50-A2-0370	Shelf - Permanent, Smooth Aluminum Location: Depth Break Note: To be Bolt-in type	1
<b>Compartment B1:</b>		
50-A2-0525	Interior Dimensions: ~35"W x 50-1/2"H x 28"D Door Opening: ~33"W x 41-7/8"H	1
50-A2-0530	Vent - Compartment, Louvered	2
50-A2-0535	Compartment Door - Roll Up, Painted Finish	1
50-A2-0540	Pull Down Strap - Compartment Door Note: Bungee Style	1
50-A2-0545	Light - Compartment, LED Strip Note: Two-(2) Full Height LED Strips per Compartment	2
50-A2-0550	Tray - 500 Pound Roll-Out, 24-28" Deep Location: Compartment Floor Mounted	1
<b>REAR BODY CONSTRUCTION - PUMPER / TANKERS</b>		
50-A2-0575	Rear Body Construction - Flat Back Design	1
50-A2-0580	Step - Intermediate Rear, Aluminum Tread Plate Note: Intermediate rear step to be bed lined Black	1
<b>LADDER STORAGE</b>		
50-A2-0590	Compartment - Pike Pole/Ladder Storage, Right Side Beside Tank Capacity: One-(1) Alco-Lite FL-10, 10' Folding Attic Ladder One-(1) Alco-Lite PRL-14, 14' Roof Ladder One-(1) Alco-Lite PEL-24, 24' 2-Section Extension Ladder Two-(2) Pike Poles (10' and 12')	1
50-A2-0595	Tubes (2) - Pike Pole Storage Location: Ladder Compartment	1
<b>SUCTION HOSE STORAGE</b>		
50-A2-0610	Compartment - Suction Hose Storage, Top of Side Compartments Note: Each compartment shall store one-(1) 10' x 6" section of flexible suction hose and one-(1) NY Roof Hook. Reference FT1048	1
<b>WHEEL WELL STORAGE COMPARTMENTS</b>		
50-A2-0625	Compartment - Wheel Well Double Air Bottle, Left Front	1
50-A2-0630	Compartment - Wheel Well Single Air Bottle, Left Rear	1
50-A2-0635	Compartment - Wheel Well Double Air Bottle, Right Front	1
50-A2-0640	Compartment - Wheel Well Double Air Bottle, Right Rear	1
	Doors - Wheel Well Compartments, Painted Aluminum Note: Air bottle doors to be bed lined Black	4
<b>BODY TRIM / COMPONENTS</b>		
50-A2-0655	Body Trim Package Note: All body trim to be bed lined Black	1
	Guards (2) - Body Corner Stone, Front - Aluminum Tread Plate Note: Stone guard to be bed lined Black	1
50-A2-0675	Fuel Fill - Recessed w/Door, Left Side Note: Fuel fill door to be bed lined Black	1
50-A2-0680	Mud Flaps - Rear	1
50-A2-0685	Rub Rail - Extruded Aluminum Note: Rub rail to be bed lined Black	1
50-A2-0690	Step - 12" Rear, Aluminum Tread Plate Note: Rear step to be bed lined Black	1
50-A2-0695	Step - LED Lighted, Rear Locations: Passenger side beneath the ladder compartment	2
50-A2-0700	Access- Ladder, Alco-Lite SureStep Location: Driver's side rear	1
50-A2-0705	Light - LED Perimeter Illumination, Whelen PEL2B Note: For access ladder illumination	3
50-A2-0710	Tow Eyes (2) - Rear, Below Body	1
<b>HANDRAILS</b>		
50-A2-0720	Handrails - Rear Vertical (2), Knurled Aluminum	1
50-A2-0725	Handrail - Below Hose Bed, Knurled Aluminum	1
50-A2-0730	Handrails - (Additional), Knurled Aluminum Locate one-(1) per side above the suction hose storage compartments	2

<b>HOSE BED DIVIDERS / COVERS</b>		
50-A2-0735	Partition - Front of Hose Bed	1
50-A2-0740	Divider - Hose Bed, Pumper	3
50-A2-0745	Hand Hole in Hose Bed Divider	3
50-A2-0750	Cover - Aluminum w/End Flaps, Pumper (2-Piece Design)	1
50-A2-0755	Covers (1) - Fill Tower Access, Water/Foam	1
50-A2-0760	End Flap - Hypalon w/Bungee Cords, Hose Bed Note: Endflap to be weighted at the bottom with sand	1
50-A2-0765	Cover/End Flap Color: Black	1
<b>***** ELECTRICAL / COMPONENTS / ACCESSORIES *****</b>		
70-A2-2420	Electrical System - Body Multiplex, Class One ES-Key	1
70-A2-2425	Electrical System - 12 Volt Testing	1
70-A2-2430	12-Volt Wiring Protection - Split Loom	1
70-A2-2435	EMI/RFI Protection	1
<b>ALL LIGHTS SHALL HAVE BLACK WHELEN LIGHT BEZELS</b>		
<b>ZONE B/D UPPER BODY SIDE FRONT</b>		
70-A2-2465	Zone B/D Upper Body Side Front Lights (2) - Red w/Clear Lens M9 LED, Whelen M9RB One (1) per side of the body, upper front corners	1
70-A2-2470	Lights (2) - M9 EZ LED Scene, Whelen M92SLB	1
<b>ZONE B/D UPPER BODY SIDE REAR</b>		
70-A2-2485	Zone B/D Upper Body Side Rear Lights (2) - Red w/Clear Lens M9 LED, Whelen One (1) per side of the body, upper rear corners	1
70-A2-2490	Lights (2) - M9 EZ LED Scene, Whelen M92SLB	1
<b>ZONE C UPPER</b>		
70-A2-2505	Zone C Upper Outboard Lights (2) - Red w/Clear Lens M9 LED, Whelen M9RB One (1) per side on the rear of the apparatus, upper outboard corners	1
70-A2-2510	Lights (2) - M9 EZ LED Scene, Whelen M92SLC	1
70-A2-2515	Upper Rear Scene Light Activation - Reverse Circuit	1
<b>Zone B &amp; D LOWER MIDSHIP</b>		
70-A2-2530	Zone B & D Lower Midship (2) - Red w/Clear Lens M6 LED, Whelen M6RB One (1) per side on the body wheel well panels	1
<b>ZONE B/D LOWER</b>		
70-A2-2545	Zone B & D Lower Rear (2) - Red w/Clear Lens T-ION LED (Black Bezel) One (1) per side below the lower front corner of the pump panel, within the rubrail One (1) per side below the lower rear corner of the L1/R1 compartments, within the rubrail Two (2) per side below the lower front and rear corner of the L3/R3 compartments, within the rubrails	4
<b>ZONE C LOWER</b>		
70-A2-2560	Zone C Lower Lights (2) - Red w/Clear Lens M6 LED, Whelen M6RB	1
70-A2-2565	Stop/Turn/Reverse Lights - LED, Whelen M6	1
70-A2-2570	Housing - Rear Tail Light Assembly, M6FBV4	1
<b>REAR DIRECTIONAL LIGHT</b>		
70-A2-2585	Light - LED Rear Directional, Whelen TAL65	1
70-A2-2590	Rear Directional Light Mounting - Surface Mount Note: The rear directional light shall be mounted below the intermediate rear step	1
70-A2-2595	Control Head Location - Traffic Light, Driver's Side Overhead	1
<b>MARKER / CLEARANCE LIGHTS</b>		
70-A2-2610	Lights - Clearance Amber LED	2
70-A2-2615	Lights - Clearance RED LED	9
<b>UNDERBODY LIGHTS</b>		
70-A2-2630	Light - 12" LED Underbody, Luma Bar H20 AY-9500-012 Locations: Beneath Driver's Side Pump Compartment, L3, Officer's Side Pump Compartment, R3 and (2) below the tailboard	6

<b>HOSEBED LIGHTING</b>		
70-A2-2645	Light - 20" LED, Luma Bar H20 AY-9500-040 Note: Switched at pump panel	2
<b>PERIMETER LIGHTS</b>		
70-A2-2660	Light - LED License	1
<b>LIGHT TOWER - 12-VOLT</b>		
70-A2-2675	Light Tower - 12-Volt w/Whelen PFP2 LED Lights (4), Will-Burt NS2.3-600 WHL Location: Cab Roof	1
70-A2-2680	Controls - Light Tower, Panel Mount Note: Locate in the pump panel compartment	1
70-A2-2685	Color - Light Tower Option, Powder Coat Black	1
70-A2-2690	Shield - Light Tower, Painted Aluminum Note: Black, FLNA 40421 to match the upper portion of the cab	1
<b>*****INTERIOR / EXTERIOR FINISH / LETTERING / STRIPING*****</b>		
<b>80-A2-0220 EXTERIOR FINISH - BODY</b>		
80-A2-0220	Paint - Body, Two Tone (Paint break at top of body compartments)	1
80-A2-0225	Paint Color/Code: Red FLNA 31979 (US Fire Apparatus Red 1)	1
80-A2-0230	Paint Color/Code: Jet Black FLNA 40421 (US Fire Apparatus Black 1)	1
80-A2-0235		
<b>80-A2-0240 BODY / INTERIOR / FINISH</b>		
80-A2-0245	Interior Compartment Finish - Natural	1
80-A2-0250		
<b>80-A2-0255 EXTERIOR BLACK-OUT OPTIONS</b>		
80-A2-0260	Paint - Body Rub Rail, "Bed Lined"	1
80-A2-0265	Paint - Body Fenderettes, "Bed Lined"	1
80-A2-0270	Paint - Dunnage Area, "Bed Lined"	1
80-A2-0275	Paint - Upper Walkway & Body, "Bed Lined"	1
80-A2-0280	Paint - Hose Bed Covers, "Bed Lined"	1
80-A2-0285	Paint - Wheel Well Compartment Doors, "Bed Lined"	4
80-A2-0290	Paint - Fuel Fill Door, "Bed Lined"	1
80-A2-0295	Paint - Rear Tailboard, "Bed Lined"	1
80-A2-0300	Paint - Body Handrails & Stanchions, "Bed Lined"	1
80-A2-0305	Paint - Rear Tail Light Bezels, "Bed Lined"	1
80-A2-0310	Paint - Body Trim, "Bed Lined"	1
<b>SCOTCHLITE STRIPE - NFPA</b>		
80-A2-0255	Stripe - Scotchlite, 1-4-1 Triple	1
80-A2-0260	Striping Color: Black	1
80-A2-0265	Pin Stripe/Secondary Stripe Color: Black	1
80-A2-0270	Striping Layout: Reverse "Z" Design, Body Compartment Doors	1
<b>REAR CHEVRON</b>		
80-A2-0290	Striping - Rear Body, Reflective Chevron	1
80-A2-0295	Chevron Striping Colors: 3M Red & Black	1
	Striping - Front Bumper, Reflective Chevron Note: Red/Black Chevron on front bumper	
80-A2-0305	Reflective Material - Designated Walking Surfaces	1
<b>LETTERING / SIGNS / PLAQUES</b>		
80-A2-0320	Lettering - 4" Gold w/Shade	1
80-A2-0325	Decals/Maltese Cross (2)	1

*****LOOSE EQUIPMENT*****		
90-A2-0220	Equipment Package - NFPA 1900 2024, Fire Department Supplied	1
90-A2-0225	Ladder - 10' Folding Attic, Alco-Lite FL-10	1
90-A2-0230	Ladder - 14' Roof, Alco-Lite PRL-14	1
90-A2-0235	Ladder - 24' 2-Section Extension, Alco-Lite PEL-24	1
90-A2-0240	Hose (2) - PVC Flexible Suction, Kochek 10' x 6"	1
90-A2-0245	Strainer - 6" NH Barrel, Kochek BS60C Note: Stored in upper left suction hose compartment, attached to suction hose	1
90-A2-0255	Pike Pole - 10' Fiberglass	1
90-A2-0260	Pike Pole - 12' Fiberglass	1
90-A2-0265	Wheel Chocks (2) - Folding, Ziamatic SAC-44-E w/Mounting Bracket Location: Below the L1 compt.	1
90-A2-0270	Emergency Road Kit (Triangles, Road Flares)	1
90-A2-0275	First Aid Kit (24 unit) DOTD	1
90-A2-0280	Light - w/Charging Base, Streamlight Fire Vulcan 180 LED Orange 44315 Locations: TBD	6
*****WARRANTIES / MANUALS*****		
98-A2-0220	Manuals Package (Operation, Engine, Transmission, Body, Pump)	1
98-A2-0225	Warranty Package	1
98-A2-0230	Cab and Body General - 2-Year	1
98-A2-0235	Chassis - 3-Year	1
98-A2-0240	Frame Rail - Lifetime	1
98-A2-0245	Cab Structural - 10-Year	1
98-A2-0250	Engine - OEM Standard, 5-Year	1
98-A2-0255	Transmission - OEM Standard, 5-Year	1
98-A2-0260	Hale Pump - Five Year Parts, 2-Year Labor	1
98-A2-0265	Plumbing, Stainless Steel - 10-Year	1
98-A2-0270	Cab/Body Paint - 10-Year	1
98-A2-0275	Water/Foam Tanker - Lifetime	1
*****ADMINISTRATION*****		
99-A2-0220	Pre-Construction Conference Trip (Per Person) (Airfare / Hotel / Meals)	2
99-A2-0225	Remote Inspections As Needed (Pictures/Phone Calls/Video)	1
99-A2-0230	Final Inspection Trip (Per Person) (Airfare / Hotel / Meals)	2
99-A2-0235	Delivery - Driven from Holden, LA to Laurel, MT	1805
98-D2-2020	One day of factory instruction during the final inspection trip	1