

CITY COUNCIL

BRENCIS D. SMITH
At-Large

JAMES KOLE
First Ward

ADRIAN G. SIMMONS
First Ward

KYLA M. CLARK
Second Ward

JEFFREY W. MILLS
Second Ward

Council meets second and fourth
Mondays of each month.



MAYOR AND CITY COUNCIL OF LAUREL

8103 Sandy Spring Road
Laurel, Maryland 20707-2502

KEITH R. SYDNOR
Mayor

CHRISTIAN L. PULLEY, CPM
City Administrator

NEKESA MATLOCK
Deputy City Administrator

STEPHANIE P. ANDERSON
City Solicitor

SARA A. GREEN, CPM, MMC
City Clerk

(301) 725-5300

www.cityoflaurel.org

Thirteenth Meeting
Monday, May 11, 2026
6:00 PM
Agenda
Virtual Meeting

Watch the meeting on Laurel TV streaming live in your web browser at <https://laurel.org/watch-live> or locally Laurel TV can be found on Comcast Channel 996 (HD), 71 (SD) or Verizon FiOS Channel 12.

Those interested in signing-up to speak during the general public hearing or on a specific agenda item, please contact the Clerk for Zoom information at clerk@laurel.md.us no later than 2:00 pm the day of the meeting.

1. Call to Order – Brencis D. Smith, Council President
2. Roll Call- Sara A. Green, CPM, MMC, City Clerk
3. Approval of Minutes
 - April 27, 2026- Regular Meeting
 - May 4, 2026- Budget Work Session
 - May 6, 2026- Budget Work Session

4. Report of the Mayor and City Council
5. Mayoral Appointments

Appointments

Ethics Commission

Arie Baker Fox

05/11/2026-05/11/2029

Redistricting and Ward Boundary Advisory Committee

The Honorable Fred Smalls, Chair (Ward 2)
Dr. Nana Atokatha Brew (Ward 1)
Gabriel Whitfield (At-Large)
William Wellford, Board of Election Supervisors Representative
Dennis Grant, Planning Commission Representative

Committee Advisors (Ex-Officio- Non-voting members)

Sara A. Green, CPM, MMC, City Clerk
Jay Meashey, Director, Department of Economic and Community Development

6. General Public Hearing
7. Bid Recommendation- Microsoft Data Governance Implementation- Department of Information Technology
8. Introduction and First Public Hearing on Ordinance No. 2055- An Ordinance of the Mayor and City Council of Laurel, Maryland Adopting the General Operating Budget and Capital Improvement Program of the Mayor and City Council of Laurel, Maryland for the Fiscal Year July 1, 2026 through June 30, 2027 and to Levy Property Taxes; and to Authorize the Collection of Such Taxes
9. Adjournment



CITY OF LAUREL

OFFICE OF THE MAYOR

Item 5.

Keith R. Sydnor

8103 Sandy Spring Road, Laurel, MD 20707

Phone: 301-725-5300 ext. 2125 • Fax: 301-725-6831

April 28, 2026

MEMORANDUM

TO: Brencis Smith, Council President
Laurel City Councilmembers
FROM: Keith R. Sydnor, Mayor *KRS*
SUBJ: Mayoral Appointments/Reappointments

I plan to make the following appointments at May 11, 2026, Mayor and City Council meeting.

APPOINTMENTS

Arie Baker Fox Ethics Commission 05/11/26-05/11/2029

I look forward to your confirmation of these appointments and reappointments.

cc: Sara A. Green, CPM, MMC, City Clerk



CITY OF LAUREL

OFFICE OF THE MAYOR

Item 5.

Keith R. Sydnor

8103 Sandy Spring Road, Laurel, MD 20707

Phone: 301-725-5300 ext. 2125 • Fax: 301-725-6831

May 7, 2026

MEMORANDUM

TO: Brencis Smith, Council President
Laurel City Councilmembers
FROM: Keith R. Sydnor, Mayor *KRS*
SUBJ: Mayoral Appointments/Reappointments

I plan to make the following appointments at the May 11, 2026, Mayor and City Council meeting.

APPOINTMENTS

REDISTRICTING AND WARD BOUNDARY ADVISORY COMMITTEE

05/11/26

Ward 1

Dr. Atokatha Ashmond Brew, Vice-Chair

Ward 2

The Honorable Fred Smalls, Chair

At-Large / Additional Member

Gabrielle Whitfield

Planning Commission Representative

Dennis Grant

Board of Elections Representative

Billy Wellford

Committee advisors/ex-officio members non-voting.

Department of Economic and Community Development Representative


Jay Meashey

City Clerk

Sara Green

I look forward to your confirmation of these appointments.

cc: Sara A. Green, CPM, MMC, City Clerk



**MAYOR AND CITY COUNCIL OF LAUREL
DEPARTMENT OF INFORMATION TECHNOLOGY**

8103 Sandy Spring Road • Laurel, Maryland 20707 (301) 725-5300 extension 2240

<http://www.cityoflaurel.org> • email – jcornwell-shiel@laurel.md.us Fax (301) 490-5068

April 17, 2026

MEMORANDUM

TO: Keith R. Sydnor, Mayor
Brencis D. Smith, Council President
City Council Members

VIA: Nekesa Matlock, Acting City Administrator

FROM: James A. Cornwell-Shiel, Chief Information Officer

SUBJ: **Bid Recommendation – Microsoft Data Governance Implementation**

In August 2025, the Department of IT was awarded a \$300,000 sub-grant under the DHS-funded FY2023 State and Local Cybersecurity Grant Program for the implementation of data governance and classification controls in Microsoft 365, one of the City's primary data environments.

This project will put in place a critical piece of our data governance program, establishing a secure foundation for the handling and protection of City data. The professional and technical services procured through this project will fully implement several existing technologies that the City has access to through current Microsoft licensing.

The scope of this project covers:

- Review of the City's current digital data governance and retention processes and development of improvements aligned with best practices and regulatory compliance.
- Deployment of sensitivity and retention labels for automated and manual application.
- Deployment of protection layers to protect sensitive documents and emails.
- 160 total hours of end user and IT administrator training.
- Three years of bi-annual reviews and reconfiguration.

The City posted a public request for proposals through the City web site, and received 10 competitive proposals that met the project requirements. We evaluated those proposals based on the applicant's qualifications and prior experience, technical understanding of the project request, alignment with City and grant timelines, robustness of training, as well as various elements of the cost proposal.

The proposals received were as follows:

- ConsultAdd Public Services: \$99,640.00
- BlueAlly: \$225,905.00
- GoldenFive, LLC: \$237,000.00
- AgreeYa Solutions, LLC: \$249,290.00
- Data Meaning: \$270,038.96
- Kiefer Consulting: \$274,500.00
- ePlus, Inc: \$289,380.00
- IronCloud Government Services: \$292,500.00
- DOPI, LLC: \$294,400.00
- Intellectyx, Inc: \$296,000.00

The Department of Information Technology selected Kiefer Consulting, Inc of Folsom, California on the strength and depth of their technical proposal, the company’s demonstrated experience in this area, and the financial competitiveness of their proposal.

FUNDING:


The maximum all-inclusive cost of the project is \$274,500.00. Funding is provided in the Adopted FY 2026 Capital Improvement Plan, and is fully funded through the FY2023 State and Local Cybersecurity Grant Program. The vendor is Kiefer Consulting, Inc of Folsom, California.

RECOMMENDATION:


It is recommended the Council this bid to Kiefer Consulting, Inc of Folsom, California for the maximum all-inclusive price of \$274,500.00.

Should you have any questions or desire further information, please contact me at extension 2240.

Reviewed for funding:



 S. Michele Saylor, Director
 Department of Budget and Personnel Services



 Date

cc: Christian L. Pulley, CPM, City Administrator
 Sara A. Green, CMC, Clerk to the City Council
 S. Michele Saylor, Director, Budget & Personnel Services



CITY OF LAUREL, MARYLAND

ORDINANCE NO. 2055

AN ORDINANCE ADOPTING THE GENERAL OPERATING BUDGET AND CAPITAL IMPROVEMENT PROGRAM OF THE MAYOR AND CITY COUNCIL OF LAUREL, MARYLAND, FOR THE FISCAL YEAR JULY 1, 2026 THROUGH JUNE 30, 2027 AND TO LEVY PROPERTY TAXES; AND TO AUTHORIZE THE COLLECTION OF SUCH TAXES

Sponsored by the City Council President at the request of the Administration.

WHEREAS, the Mayor has presented the City Council with his proposed budget, and

WHEREAS, the City Council has held work sessions and appropriate public hearings on such proposed budget, and

WHEREAS, the Mayor and City Council have agreed upon the FY2027 General Operating Budget and FY2027-FY2032 Capital Improvement Program, including the reauthorization of prior year funds, as summarized below.

NOW, THEREFORE, BE IT ENACTED AND ORDAINED, by the Mayor and City Council of Laurel, Maryland that the following General Operating Budget and Capital Improvement Program for the Fiscal Year July 1, 2026 through June 30, 2027 is hereby adopted.

GENERAL OPERATING BUDGET
REVENUES

	PROPOSED FY2027
Fund: 10 - GENERAL FUND	
4010 - R/E TAX REVENUE	\$31,886,425
4030 - PERSONAL PROP TAX	1,315,000
4040 - PERSONAL PROP-INT/PENTALTY	40,000
4050 - LOCAL TAXES	5,500,000
4060 - OTHER LOCAL TAXES	2,210,857
4110 - LICENSES	662,850
4130 - PERMITS	330,159
4210 - FEDERAL GRANTS	28,000
4230 - STATE GRANTS	778,775
4250 - COUNTY GRANTS	146,362
4260 - OTHER GRANTS	75,000
4310 - GENERAL GOV'T SERVICE CH	135,250
4340 - SANITATION SERVICE CHGS	176,000
4350 - SERVICE CHARGE-HEALTH	10,000
4370 - FACILITY RENTALS	170,790
4411 - SWIMMING POOL FEES	130,510
4413 - RECREATION PROGRAM FEES	99,500
4415 - P&R ACTIVITY FEES	99,000
4417 - P&R CONCESSION FEES	26,500

4430 - SENIOR PROGRAM FEES	18,500
4620 - POLICE FINES	2,896,600
4630 - CODE ENFORCEMENT FINES	12,250
4710 - INVESTMENT INTEREST	1,299,500
4720 - RENTAL INCOME	18,963
4730 - CONTRIBUTIONS/DONATIONS	600
4740 - SALE OF PROPERTY	14,500
4750 - MISC REFUNDS AND REBATES	113,256
4761 - POLICE ACCT RECEIPTS	60,000
4790 - OTHER MISC REVENUES	1,113,866
4840 - FUND TRANSFER	878,298
TOTAL REVENUES	\$50,247,311

EXPENDITURES

	PROPOSED FY2027
Fund: 10 - GENERAL FUND	
201 - CITY COUNCIL	\$128,300
205 - CLERK TO THE COUNCIL	255,046
210 - MAYOR	679,891
215 - CITY ADMINISTRATOR	686,941
220 - ELECTIONS	25,000
225 - BUDGET & PERSONNEL SVCS	1,473,250
235 - COMMUNICATIONS	963,623
240 - ECONOMIC & COMMUNITY DEV	1,854,027
244 - SUSTAINABILITY PROGRAMS	87,538
250 - INFORMATION TECHNOLOGY	3,599,384
270 - COMMUNITY PROMOTION	257,287
280 - GROUNDS MAINTENANCE	892,114
281 - JOSEPH R. ROBISON - LAUREL MUNICIPAL CENTER	204,250
284 - PUBLIC WORKS FACILITY	156,034
285 - ROBERT J. DIPIETRO COMMUNITY CENTER	170,069
286 - ARMORY COMMUNITY CENTER	124,950
287 - LAUREL MUSEUM	17,245
288 - GUDE LAKEHOUSE	38,250
289 - MAIN ST. POOL MAINTENANC	90,720
290 - LPD FACILITY	343,772
291 - GREENVIEW DR REC COMPLEX	54,155
292 - P&R MAINTENANCE FACILITY	53,520
293 - GUDE HOUSE	72,703
294 - CRAIG A. MOE LAUREL MULTISERVICE CENTER-MAINTENANCE	264,259
295 - 114 LAFAYETTE AVE	47,100
296 - 122 LAFAYETTE AVE	131,796
301 - POLICE	15,367,098
320 - FIRE MARSHAL & PERMIT SV	1,013,321
325 - EMERGENCY MANAGEMENT	700,924
326 - HUMAN SERVICES-CRAIG A. MOE LAUREL MULTISERVICE CENTER-PRGMS	602,135
401 - PUBLIC WORKS ADMIN	755,420
410 - AUTOMOTIVE MAINTENANCE	1,242,367
415 - WASTE COLLECTION	1,515,777

 Underlining indicates new language added.

Strikethroughs indicate language deleted.

* * * Asterisks indicate intervening language and section unchanged.

420 - RECYCLING	663,443
425 - HIGHWAYS & STREETS MAINT	1,102,140
430 - SNOW REMOVAL	186,226
435 - STREET LIGHTING	292,950
440 - ENGINEERING&TECH SERVICES	276,336
445 - TRAFFIC ENGINEERING	96,275
450 - TREE MANAGEMENT	133,477
501 - PARKS & RECREATION ADMIN	1,054,440
505 - RECREATION	550,902
510 - MAIN ST POOL PROGRAMS	310,944
515 - ROBERT J. DIPIETRO COMMUNITY CENTER	313,354
520 - GREENVIEW DR PROGRAMS	103,890
525 - ARMORY COMMUNITY CTR PROG	203,215
530 - HUMAN SERVICES-LAUREL HELPING HANDS	251,875
535 - GUDE LAKEHOUSE PROGRAMS	28,916
550 - SENIOR SERVICES	281,702
650 - PRINCIPAL	681,027
651 - INTEREST	400,920
652 - RETIREMENT	2,327,123
654 - PROPERTY INSURANCE	731,189
655 - BONDING INSURANCE	30,200
656 - EMPLOYEE INSURANCE	4,718,176
657 - MISC FINANCIAL USES	1,043,009
658 - SPECIAL TAXING DISTRICT	365,000
659 - AMERICAN RESCUE PLAN PROG	0
810 - EMPLOYEE TRAINING	199,979
820 - EMPLOYEE TUITION	32,337
TOTAL EXPENDITURES	\$50,247,311

CAPITAL IMPROVEMENT PROGRAM

<u>REAUTHORIZATION OF FUNDS</u>	PROPOSED FY2027
ANIMAL SERVICES INFRASTRUCTURE	\$217,697
BASE MAP UPDATE	27,579
CITY-WIDE RADIO SYSTEM	64,634
EMER. OPER. AND COMMUNICATIONS UPGRADE	16,230
EMERGENCY RESCUE VEHICLE (LPD)	236,660
ENVIRONMENTAL PROGRAMS	224,461
FACILITY SURVEYS	7,560
FLEET EQUIPMENT	3,102,764
HAZARD MITIGATION	3,790,186
INFORMATION TECHNOLOGY PROGRAM	1,580,628
LPD LEASED VEHICLES	854,796
MASTER PLAN UPDATE	25,000
RECORD ARCHIVING-DIGITAL PROCESSING	1,139
RIVER MONITORING FLOOD ALERT SYSTEM	4,191
SAFETY ACTION PLAN	561,744
TOTAL SPECIAL PROJECT REAUTH	\$10,715,269

 Underlining indicates new language added.
 Strikethroughs indicate language deleted.
* * * Asterisks indicate intervening language and section unchanged.

CITY HVAC SYSTEMS	\$2,825,673
ENERGY EFFICIENCY IMPROVEMENTS	117,568
FACILITY SECURITY IMPROVEMENT	25,418
CRAIG A. MOE - LAUREL MULTISERVICE CENTER	2,643,123
SWIMMING POOLS IMPROVEMENTS	9,469
MAJOR FACILITY MAINTENANCE	671,470
PUBLIC WORKS FACILITY	118,494
TOTAL FACILITY PROJECT REAUTH	\$6,411,215
ANDERSON'S CORNER PARK DEVELOPMENT	\$3,122,500
DAM RUINS	1,103,450
MEMORIALS	27,311
PARK IMPROVEMENT PROGRAM	1,757,139
RIVERFRONT PARK EXTENSION	304,306
TOTAL PARK PROJECT REAUTH	\$6,314,706
ALLEY IMPROVEMENTS	\$91,896
BOWIE ROAD/CSX PEDESTRIAN UNDERPASS	28,841
BRIDGE REPAIRS	1,911
CARRIAGE HILL	237,914
CITY-WIDE SIDEWALK PLACEMENT	37,474
CURB AND GUTTER IMPROVEMENTS	108,445
DORSET ROAD IMPROVEMENTS	135,523
EMERGENCY REPAIRS	71,300
LAFAYETTE AVENUE IMPROVEMENTS	31,622
LAUREL BIKEWAY	248,488
MAIN STREET IMPROVEMENTS	70,400
NON-DESTRUCTIVE PAVEMENT EVALUATION	54,586
SIDEWALK REPLACEMENT/REPAIR	345,317
STAGGERS ROAD	217,714
STREET LIGHT AND SAFETY ENHANCEMENTS	64,185
TRAFFIC & PARKING ANALYSIS	77,400
TRAFFIC SIGNALIZATION	99,711
VAN DUSEN ROAD IMPROVEMENTS	2,343,419
TOTAL INFRASTRUCTURE PROJECT REAUTH	\$4,266,146
TOTAL REAUTHORIZATION OF FUNDS	\$27,707,336
<u>NEW FUNDING REQUESTS</u>	PROPOSED
	FY2027
COMMUNICATIONS STUDIO REDESIGN	\$257,690
114-122 LAFAYETTE AVE	400,000
7TH STREET (GORMAN TO MAIN)	355,000
SOUTH SHORE	133,490
CHAPEL COVE	180,670
FOURTH STREET (MONTROSE TO ASHFORD)	212,000
INFORMATION TECHNOLOGY	705,000
EVIDENCE LAB @ LAFAYETTE AVE	80,000
ENVIROMENTAL PROGRAMS	23,512
LPD LEASED VEHICLES	794,136
TOTAL NEW FUNDS	\$3,141,498

 Underlining indicates new language added.

Strikethroughs indicate language deleted.

* * * Asterisks indicate intervening language and section unchanged.

BE IT FURTHER ENACTED AND ORDAINED, by the Mayor and City Council of Laurel, Maryland that the taxes are hereby levied, for the Fiscal Year July 1, 2026 through June 30, 2027, at the rate of \$**.71** on each one hundred dollars (\$100.00) of assessable real property at 100% full cash value, within the limits of the City of Laurel.

BE IT FURTHER ENACTED AND ORDAINED, by the Mayor and City Council of Laurel, Maryland that the taxes are hereby levied, for the Fiscal Year July 1, 2026 through June 30, 2027, at the rate of an additional \$**.03** on each one hundred dollars (\$100.00) of assessable real property at 100% full cash value, within the limits of the City of Laurel Special Taxing Districts One, Two, Three, Four and Five, and that a portion of those funds will be distributed to the local public transit provider and the remainder, if any, will be used in accordance with State law for infrastructure improvements within the districts.

BE IT FURTHER ENACTED AND ORDAINED, by the Mayor and City Council of Laurel, Maryland, that the taxes are hereby levied, for the Fiscal Year July 1, 2026 through June 30, 2027, at the rate of \$**1.69** on each one hundred dollars (\$100.00) of assessable personal and mixed property within the limits of the City of Laurel.

BE IT FURTHER ENACTED AND ORDAINED, by the Mayor and City Council of Laurel, Maryland, that the Director of Budget and Personnel Services of the City of Laurel is hereby authorized and directed to collect the taxes herein levied by this Ordinance.

AND, BE IT FURTHER ENACTED AND ORDAINED, that this Ordinance shall take effect on the date of its passage.

PASSED this _____ day of _____, 2026.

ATTEST:

SARA A. GREEN, CPM, MMC
City Clerk

BRENCIS D. SMITH
President of the City Council

APPROVED this _____ day of _____, 2026.


KEITH R. SYDNOR
Mayor

*Underlining indicates new language added.
Strikethroughs indicate language deleted.
* * * Asterisks indicate intervening language and section unchanged.*

City of Laurel, MD



FY2027



Annual Proposed Budget

As we approach the upcoming fiscal year, I am pleased to present my FY2027 Budget Message along with the City of Laurel's General Operating Budget and Capital Improvement Program (CIP).

I am proud to report that—through the diligence, discipline, and shared responsibility of our City staff, this proposed budget is balanced **without any increase in the property tax rate.**

Budget Philosophy and Priorities:

The FY2027 Budget reflects a strategic and disciplined approach focused on maintaining core services while preparing for future uncertainties. This budget:

- Prioritizes **essential services** for residents and businesses
- Funds critical obligations such as **personnel, insurance, and debt service**
- Meets all **contractual commitments**, including union agreements
- Accounts for potential reductions in **federal, state, and county funding**
- Maintains a **cautious fiscal posture** amid national economic uncertainty

While we continue to recover from the long-term impacts of the pandemic, we recognize that new economic challenges require flexibility, discipline, and forward-thinking leadership.

Financial Stability and Tax Policy

The FY2027 proposed budget maintains stability for our residents:

- **No increase in real property tax rate**
- Real Property Tax remains at **\$0.71 per \$100 of assessed value**
- Personal Property Tax rate remains at **\$1.69 per \$100**
- Special Taxing District rate remains at **\$0.03 per \$100**

This reflects our commitment to fiscal responsibility while continuing to deliver high-quality municipal services.

Workforce Investment and Labor Agreements

Our employees are the backbone of our City operations. This budget demonstrates our commitment to maintaining a competitive and supportive workplace through:

- 2.5% Cost of Living Adjustment (COLA)
- 2.5% Merit Increase
- Funding for:
 - The FOP Lodge No. 11 Collective Bargaining Agreement
 - Anticipated agreement with **UFCW Local 1994 (DPW employees)**

These investments ensure we continue to **recruit, retain, and support a high-performing workforce.**

Strategic Outlook

- This budget reflects a balance between **operational stability and forward-looking adaptability**. As economic conditions evolve, the Administration remains committed to:
 - Monitoring fiscal trends closely
 - Adjusting proactively to revenue fluctuations
 - Strengthening partnerships with community organizations, businesses, and regional stakeholders

Key Accomplishments from FY2026

It continues to be an honor and a privilege to serve our residents and businesses as Mayor of the fine City of Laurel. Witnessing our City flourishing and continuing to develop community connections remains a gratifying experience for our Administration. This past year has been marked by meaningful progress and innovation:

Employee Wellness Initiative

- Institutes a full workday of administrative leave to promote mental health and reduce workplace stigma

Adoption of the Inaugural Sustainability Plan (2025)

- Built around four pillars: *People, Planet, Prosperity, and Peace & Partnership*

Craig A. Moe Multi-Service Center Anniversary

- One year of delivering critical services including meals, hygiene access, and workforce support

Youth Drone Certification Program Launch

- Providing high school students with FAA certification pathways and emerging tech skills

Maryland Municipal League Achievement Award

- Recognition for *Laurel Living* newsletter in E-Government excellence

Every Department delivered measurable, high-impact accomplishments, as highlighted below:

Craig A. Moe Multi-Service Center Anniversary One year of delivering critical services including meals, hygiene access, and workforce support. **Youth Drone Certification Program Launch** Providing high school students with FAA certification pathways and emerging tech skills. **Maryland Municipal League Achievement Award** Recognition for *Laurel Living* newsletter in E-Government excellence.

City Council Office: Provided input and approved revisions to the City Charter and Code regarding Election laws. Contributed to and authorized a Council Social Media policy for elected officials. Drafted amendments to the City’s Organics and Recycling laws.

City Clerk’s Office: Oversaw the City’s project for digitizing paper records, collaborating with Fire Marshal and Permit Services and the Laurel Police Department

to scan their documents. Worked with the Board of Election Supervisors, as well as the Mayor and City Council, to draft amendments to the City Charter and Code related to elections. Successfully organized and carried out the 2025 General Election for the City of Laurel. Developed processes and procedures for the City’s Archiving Program. Planned and implemented a reorganization and inventory of the City’s Archive Room. Worked with various Departments on edits to Retention Schedules and submitted to the Maryland State Archivist for approval.

City Administrator’s Office: Led the coordination of another successful Laurel Citizens’ University cohort. Maintained partnerships between City Departments and the Laurel Community in areas such as volunteering, budgeting, economic associations, community engagement, and life safety solutions. Oversaw City Department to ensure efficiency and high-quality service delivery to the community.

Budget and Personnel Services (BAPS): Implemented Human Resources Policy updates. Created standardized forms to streamline the budget request process. Established procedures for managing risks related to parade and public assembly permits, as well as City Contractors. Implemented program to get employees on Workers’ Compensation back to work sooner. Renewed the DROP program for five years and instituted a PNC Employee Financial Wellness Program.

Department of Communications: Expanded growth and outreach of the Laurel Living Newsletter which was awarded the Municipal Achievement Award by the Maryland Municipal League at the Fall Conference. Increased programming opportunities for Laurel TV by securing several paid, annual memberships. Gained more than 2-thousand followers on Facebook, more than 700 new viewers on Instagram, while also gaining thousands of new viewers by adding YouTube Shorts to our social media platforms. Held comprehensive training for City Council members to better utilize and promote their work on behalf of residents through social media.

Department of Economic and Community Development (ECD): In partnership with the Office of the Mayor, initiated the Returning Citizens Grant Program to support businesses with their workforce and returning citizens with opportunities. Corridor Center Final Site Plan approved using Mixed Use-Transit Zoning, including 20 homes for sale with price indexed to Area Median Income. Served small businesses and supported residents with events like Small Business Saturday, Small Business Workshops, Business (in partnership with the Laurel Board of Trade) and Equity Roundtables, a Financial Workshop, and a Housing Resource Fair.

Department of Emergency Management (DEM): Led the comprehensive update of all City Departmental Continuity of Operations Plans (COOP), strengthening our readiness and resilience. Hosted eleven (11) Emergency Operations Center (EOC) trainings for City staff and partner agencies, expanding our community’s capacity to respond effectively during activations. Delivered seven AED/CPR courses for City employees and two public training sessions, equipping participants with life-saving skills and increasing community preparedness.

Department of Fire Marshal and Permit Services (FMPS): Reconstructed our soil and erosion program to include Public Works. Completed 4,482 inspections this year. Conducted 133 Use and Occupancy inspections this year.

Department of Human Services: Served over 13,000 visitors with 6,000+ meals and essential services through community partnerships, with critical wraparound services to individuals and families in need. Successfully hosted the first annual toy drive, benefiting 150 children, and a Thanksgiving meal prepared by Celebrity Chef Razia Sabour for 200 community members. Revitalized the Helping Hands Program to expand access to adult and youth counseling services, enhancing mental health and emotional support resources for the community.

Department of Information Technology (IT): Launched the Laurel Connectivity Initiative to proactively engage in supporting residents with cellular coverage and internet availability issues. Upgraded Laurel Police in-car equipment for improved coordination and safer operations. Expanded and improved City-owned network infrastructure through additional City facilities, reducing reliance on third parties and expanding wireless access and security coverage.

Laurel Police Department (LPD): Enhanced the Drone Program to improve search and evidence capture capabilities, as well as prioritizing officer safety. Delivered exceptional protection during the 2025 Main Street Festival, where two major critical incidents - a gas tank explosion and a vehicle breaching a closed roadway - preventing injuries to thousands of attendees, apprehended the driver involved, and executed rapid evacuations that protected residents and unquestionably saved lives. Established a support system focused on the mental and emotional resilience of officers and staff, providing necessary resources, care and support they need to thrive.

Department of Parks and Recreation (P&R): Recognized and celebrated the Department’s 60th Anniversary. Completed major renovations to the two pools to include sustainable lighting, energy efficient windows and low flow water fixtures. A majority of the Departmental classes, programs, and special events exceeded revenue and attendance projections. Acquired and expanded our maintenance yard complex.

Department of Public Works (DPW): The City resurfaced and improved sidewalks, curbs, and traffic control devices on three major streets (Lafayette Ave, First St, Cypress St) and six minor streets (Saratoga Ave, Stanley Pl, Morton Pl, Sowden Pl, Ward St, Northview Ct), while also patching Mulberry Street and Fairlawn Ave. Nearly 2,500 tons of asphalt paving were installed in 2025. In December 2025, the City and the Federal Highway Administration signed a grant agreement for \$451,200 to create a Safety Action Plan aimed at achieving the City’s Vision Zero goal of eliminating traffic fatalities. Greatly improved the appearance of the City with the collection of three to five cubic yards of debris by the City’s sweeper.

Sustainable Practices: Completed the City’s first Sustainability Plan, passed by Resolution No. 6-2025 in July and created Sustainability Action Groups to move forward with Community Framework initiatives. Awarded multiple grants that enabled the City to provide free rain barrels to residents and purchase Bigbelly solar composting carts for the condo communities at Laurel Lakes. Created “2026 Guide to Sustainability and Public Works Services,” and expanded the Farmer’s Market hours to October and hosted a special market event at Greenview community.

To ensure that these opportunities continue forward for the FY2027 Budget, we will work towards a Sustainable Development focused on enhancing our community; use Effective Communication to inform and educate our staff and community by creating avenues for the exchange of ideas; create a Safe and Healthy Community, that provides protection, education and resources to achieve a high quality of life for our residents and businesses; and cultivate a Premier Workplace that supports employee engagement, satisfaction and growth so we can better serve the public.

I would like to take this opportunity to make each of you, and the public, aware that, through the diligence and hard work of the Budget Committee,

- Michele Saylor, Director, Department of Budget and Personnel Services
- Lisa Woods, Deputy Director, Department of Budget and Personnel Services
- Melissa Klinger, Human Resources Officer, Department of Budget and Personnel Services
- Crystal Hypolite, Chief of Staff, Office of the Mayor

under the direction of


- Nekesa Matlock, Deputy City Administrator
- Christian L. Pulley, CPM, City Administrator,

the Administration has proposed a complete and balanced budget. I look forward to your review and adoption of the FY2027 Budget and CIP document.

I extend my deep appreciation to the Council President and the members of the Laurel City Council for your unwavering support and commitment to our residents and businesses throughout the past year. A sincere thank you to our dedicated City employees, under the guidance of City Administrator Christian L. Pulley, CPM, and Deputy City Administrator Nekesa Matlock.

Let's join forces to commit to using all the resources available in the City's toolbox, ensuring that our citizens and businesses have what they need to thrive while actively contributing to the growth and success of our community!

Respectfully,



Keith R. Sydnor
Mayor, City of Laurel





City of Laurel Proposed Budget/CIP FY2027

Elected and Appointed Officials



Mayor

Keith R. Sydnor

Chief of Staff

Crystal Hypolite

City Solicitor

Stephanie P. Anderson

City Council

Brencis M. Smith, President, At-Large

Kyla Clark - Ward 2

James Kole - Ward 1

Jeffrey W. Mills - Ward 2

Adrian G. Simmons - Ward 1

City Administrator

Christian L. Pulley, CPM

Deputy City Administrator

Nekesa Matlock

City Directors

Laurel Police Department

Budget and Personnel Services

City Clerk

Communications

Economic and Community Development

Emergency Management

Fire Marshal and Permit Services

Human Services

Information Technology

Parks and Recreation

Public Works

Russell E. Hamill, III, Chief

S. Michele Saylor

Sara A. Green, CPM, MMC

Natalie Williams

Jay Meashey

Christina Cornwell, CEM

Danny W. Selby

Marchelle LeBlanc

James Cornwell-Shiel

William Bai

Tim Mil

City of Laurel Government Organizational Chart





City of Laurel FY2027 Operating Budget and Capital Improvement Program

Document Introduction

Document Organization

The combined Budget Document includes the following sections:

Operating Budget:

- Revenue and Expenditure Summaries by Line-Item Category and Department Category
- Revenue and Expenditure Details

Capital Improvement Program:

- Project Summaries



Boards, Commissions and Committees	11
Revenue and Expenditure Highlights	15
General Government	20
Office of the Mayor	21
Office of the City Council	25
Office of the Clerk to the City Council	27
Office of the City Administrator	30
Department of Budget and Personnel Services	33
Department of Communications	37
Department of Economic and Community Development	40
Department of Economic and Community Development: Sustainability Division	45
Department of Human Services	49
Department of Information Technology	55
Public Safety	59
Laurel Police Department	61
Department of Fire Marshal and Permit Services	69
Department of Emergency Management	75
Public Works	78
Parks and Recreation Programs	103
Parks and Recreation Maintenance	127
Non-Departmental	147
Appendix I: Revenue Details, Appendix II: Expenditure Details and Capital Improvement Program: New, Existing and Unfunded Projects	157

<u>Arts Council</u>	<u>Bicycle and Pedestrian CAC</u>	<u>Board of Appeals</u>
---------------------	-----------------------------------	-------------------------

Melissa Holland Bharati Dhruva Alex Antunes Gabriella Alonso Francesca Valencia Angela O’Neal Inka Patel Rubama Patwary Jennifer Shannon Melissa Mawyer Matthew Nabinger	Marcia B. Levi Rhea Umami Modeste Stanley Spalding Logan Staley Emily Swain Lisa Wolfisch VACANT	Honorable Frederick Smalls, Chair Michelle Keating, Vice Chair Maria Clifford David Johnston, Esq. Stephen Wallace VACANT, Alternate
--	---	--

<u>Board of Election Supervisors</u>	<u>Board of Trustees, Retirement</u>	<u>Clergy Advisory Council</u>
--------------------------------------	--------------------------------------	--------------------------------

William Wellford, Chair Naomi McMillen, Chief Judge, Ward 1 Jacqueline Ricks, Chief Judge Ward 1 Ralphenia Tia Clark, Chief Judge Ward 2 Rhonda Whitley, Esq., Chief Judge Ward 2	E. Michael Greene, Chair Honorable Robert J. DiPietro Honorable Michael Leszcz Christian Pulley, Ex-Officio Michele Saylor, Ex-Officio Jonathan Plater Eileen Stokes Patricia Haag, Employee Plan Rep. Aaron Waddell, Police Plan Rep.	Pastor Gregory Strong, Chair Councilmember Adrian Simmons Reverend Emmanuel Agormeda Bishop W. Andrew Best, Jr. Pastor Brent Brewer Pastor Gavin Brown Pastor Stan Cardwell Pastor Eric Jordan Pastor Matt Nabinger Pastor John Overton Pastor Pedro Sauder Reverend Ryan Shawyer Pastor Robert Wood Pastor Nathaniel Yates
---	--	--

Community Redevelopment Authority **Education Advisory Committee** **Emergency Services Commission**

Honorable Donna L. Crary, Chair
Carlos Lancaster
Jamal Lee
Sean LeVere
Michael McGowan

Maria Gonzales-Jackson, Chair
Councilmember Kyla Clark
Davonia D. Bryant
Sabrina Jones
Tiara Matthews
Ayele H. Negussie
Donica Sutton
Abisola Ude, MPP
3 VACANCIES

Wayne Dzwonchyk
Kenneth Ford
Roy P. Gilmore
Douglas Redd
Sharon Gibbs Cooper

Environmental Affairs Committee **Ethics Commission** **Historic District Commission**

Councilmember James Kole, Chair
Janice Blitz
Nakia Cheeks
Michael Maxwell
Anthony Taylor
2 VACANCIES

VACANT, Chair
Toni Drake, Esq., Vice-Chair
Karen Lubieniecki
Robert Scaggs
Lynne Sport
Gail Heath, Alternate
Dennis Whitley, III, Esq., Legal Counsel

Marjorie McCeney, Chair
Marlene Fraiser, Vice-Chair
Council President Brencis Smith
Oscar De La Puente
Mary-Eileen Leszcz
Lakisha Muhammad
Nancy Steinecke

Juneteenth Committee Laurel 4th of July Committee Master Plan Committee

Sandra Choute, Chair
Councilmember Jeffrey Mills, Ex-Officio
Joyce Awuro
William Chase
Troy Griffith
Artesa Jones
Tawana LaMar
Veronica Martin
Angela O’Neal
Yolanda Pearson

Carreen Koubek, Co-Chair
Traci Crouse, Co-Chair
Eddie Souder, Co-Chair
Brian Bain
Jim Cross
Nicola Tavares
Shante Taylor
Beth Varnau
Gena Wade

Honorable G. Rick Wilson, Chair
Calvin Burns
Ursula Gnan
Nadol Hishmeh
Maria Gonzales Jackson
Garrett Jackson
Stephen Slaughter
Honorable Frederick Smalls
Sophady Uong

Multicultural Advisory Committee No-Kill Animal Shelter Task Force Parks and Recreation CAC

Councilmember Kyla Clark, Chair
Arthur Thompson, Vice-Chair
Marcio Da Silva
Danielle Delgado
Ebony Lockwood
Jaya Persaud
Joanne Ricketts
VACANCY

Kerry Avant
Honorable Bruce Dodgson
Cheryl Dodgson
Garry Fitzgerald II
Lucy Haggerty
Bridgette Ratnam
Diane Sartor
Diane Van Hassel
Helen Woods

Eileen Collins
Laura Deglau
Donna Dempsey
Amy Dunham
Angus Mastin
2 VACANCIES

Planning Commission Pride Celebration Committee Public Safety and Transportation Committee

Council President Brencis Smith, Ex-Officio
Honorable G. Rick Wilson, Chair
Dennis Grant, Vice Chair
John R. Kish
Bill Wellford
Stanley Spaulding
Roy Smith, II, Alternate

Councilmember James Kole, Chair
Jennifer Bronson
Dana Cunningham
Amy Dunham
Michelle Keating
Amy Knox
Alvin Smith, Jr.
Nicole Gore

Councilmember Jeffrey Mills, Chair
Russell Hamill, III, LPD Chief
Dove Robison, LVFD
Captain Clyde Williams, LVRS
Tim Miller, Dir., Public Works
Don Gavelek
Vicki Rambow
Dove Robison, LVFD
Ed Rowe
Stephen Slaughter
Roy M. Smith, II

Redistricting and Ward Boundary Advisory Committee Senior Residents/Persons with Disabilities CAC Tree Board

Sara A. Green, Ex-Officio
Jay Meashey, Ex-Officio
Members Pending

Councilmember Adrian Simmons, Chair
Honorable Christine Johnson
Gene Eplee
Rosette Ladson
Abdul Ruknudin
2 VACANCIES

Councilmember Jeffrey Mills
David Everett
Joseph DiGiovanni
Jimmy Rogers
Michael Gray

THE FY2027 REVENUE BUDGET PROJECTS - REVENUES OF \$50,247,311.

- **Real Property Tax** – Real property tax revenue is 63% of the total revenue budget. After abatements and exemptions, the Assessable Base used for the FY2027 Budget is \$4,439,637,324. This figure is shown at 100% of full cash value. Real Property Tax revenue of \$30,588,360 is projected based on this assessable base at the tax rate of \$0.71 per \$100 of assessment less Economic Development credits, Historic District credits, Public Safety Officer credits, Elderly and Veteran credits, Prince George’s County School System Employee credit and a credit on the real property tax for the Laurel Boys and Girls Club. One cent of the real property tax rate generates \$443,963. FY2027 is the first year of the triennial assessment period. Additional tax revenue projections have been made based on current building permits; and additional credit projections have been made due to assessment appeals.
- **Transit Overlay Tax** – Revenue is based on \$0.03 per \$100 of assessment additional to real estate tax for commercial areas dedicated to maintenance of the infrastructure and contribution to the local public transit system.
- **Intergovernmental Revenue** – The City receives portions of local income tax from the State of Maryland based on City residents’ state tax. Additionally, Highway User Revenue is based on the miles of road within the City limits maintained by the City, vehicle registrations of City residents and gasoline tax. These revenue sources are almost 14% of the total revenue budget.

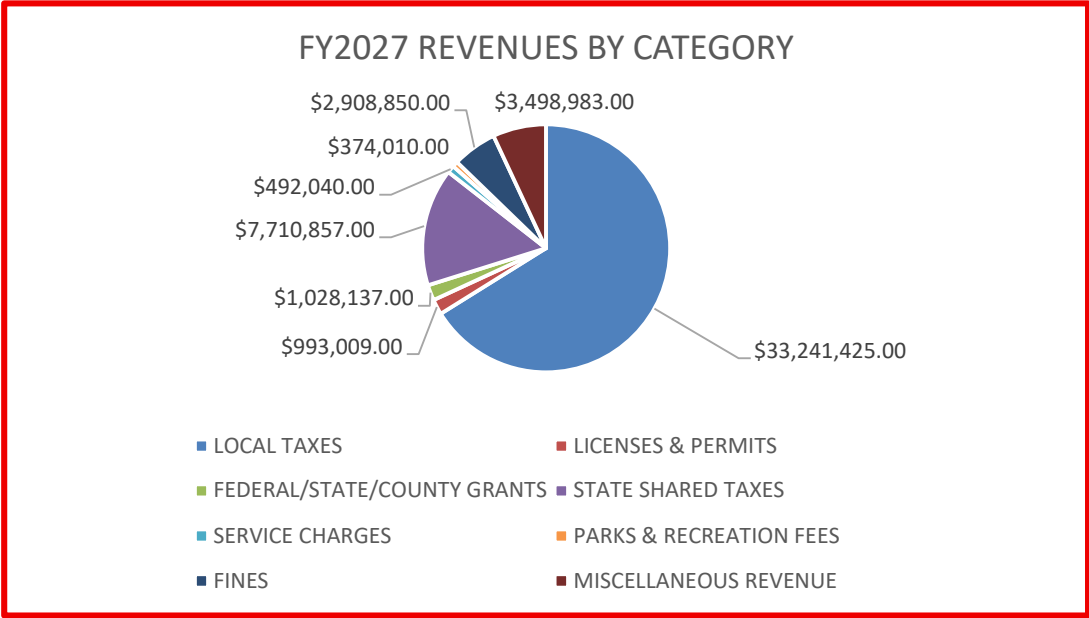


THE FY2027 EXPENDITURE BUDGET PROJECTS - EXPENDITURES OF \$50,247,311.

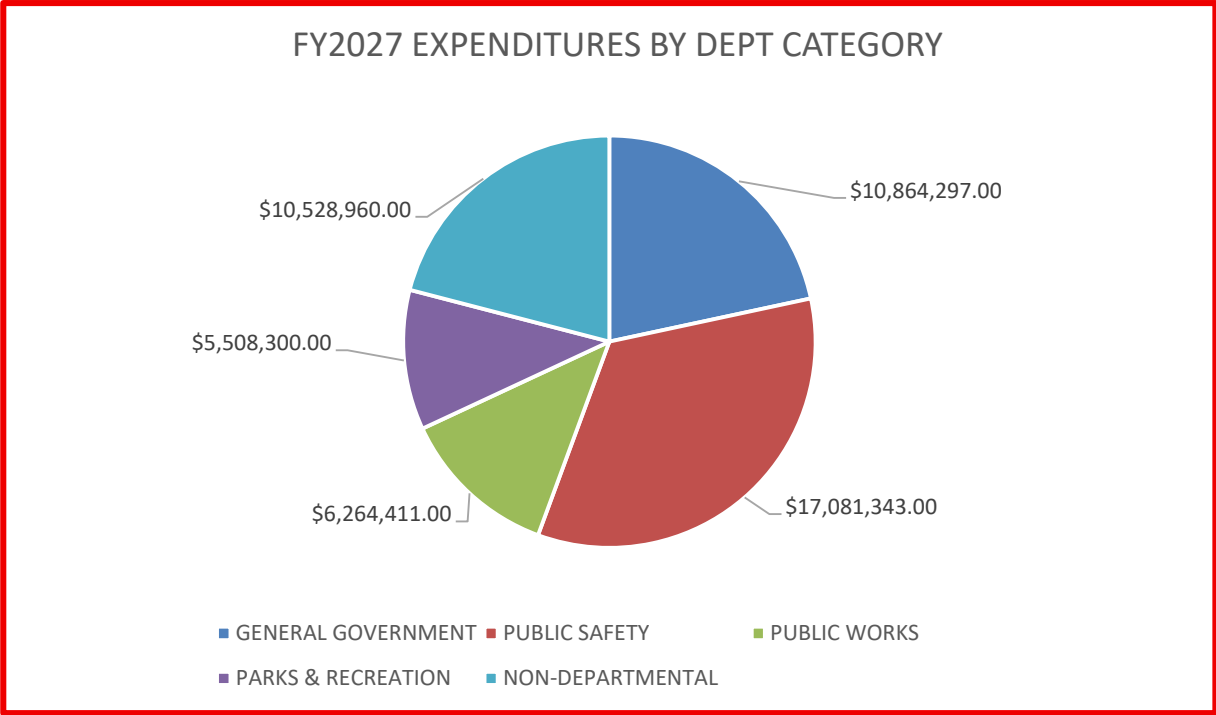
- **Compensation** – The FY2027 Budget includes the payment plan for sworn officers in accordance with the FY2027-FY2030 Collective Bargaining Agreement as well as the FY2025-FY2027 Collective Bargaining Agreement for certain employees of the Department of Public Works. It also provides a Market Adjustment as of July 1, 2026 for all full-time, non-sworn employees; and a Merit Increases to be awarded on an employee’s anniversary date upon receipt of a satisfactory evaluation. Compensation is the largest expenditure of the City of Laurel comprising 54% of the total operating budget. All City services will continue at current levels.
- **Pension Contribution** – An employer pension contribution of \$2,307,123 is included in the FY2027 budget. The Actuary’s recommendation based on FY2025 activity of the plans is budgeted in full. This contribution will be combined with investments and current employee payroll deductions to fund current and future monthly retirement benefits. There is also \$20,000 funding for management of the DROP accounts and for possible actuarial studies.
- **Employee Insurance** - \$4,718,176 has been budgeted. This includes 80% of the cost of employee (and dependents if applicable) health, vision and dental coverage, as well as up to \$500 per month per retiree for health coverage reimbursements. This budget also includes life insurance, long-term disability insurance and worker’s compensation coverages. Due to the complexity of the insurance industry, the use of an insurance broker to negotiate renewals has helped to effectively evaluate proposals for coverage of competing carriers. FY2027 will be the first year of a new contract. The budget was increased by 8% over FY2025 actual.
- **Debt Service** – Debt service for FY2027 includes principal and interest payments on the 2024 bond issue through the Local Government Infrastructure Financing Program (LGIF) as well as two existing PNC Bank loans executed for funding of CIP projects. The total debt service budget is \$1,081,947.
- **Operating Transfer** – The proposed FY2027 general operating budget funds a transfer from the general fund to the CIP of \$1,043,009 budget. There is a transfer to the CIP from the Transit Overlay Tax of \$365,000.



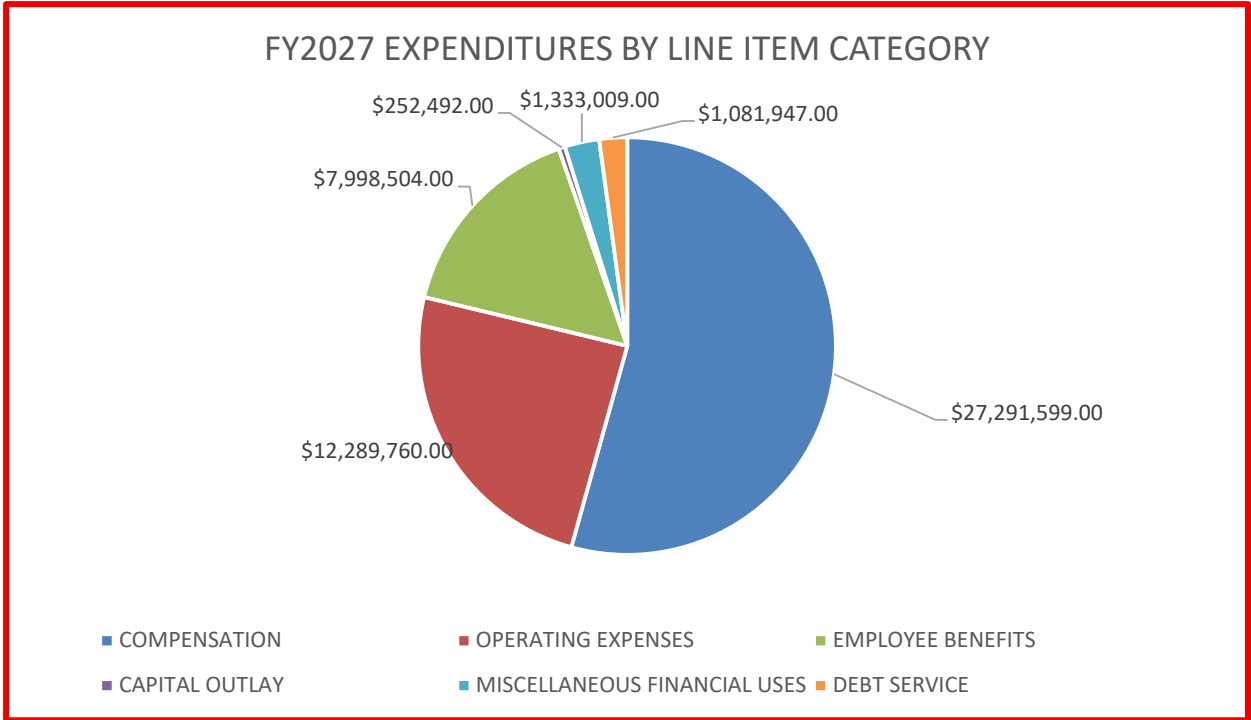
FY2027 REVENUES BY CATEGORY		
Local Taxes	\$33,241,425.00	66.16%
Licenses & Permits	\$993,009.00	1.98%
Federal/State/County Grants	\$1,028,137.00	2.05%
State Shared Taxes	\$7,710,857.00	15.35%
Service Charges	\$492,040.00	0.98%
Parks & Recreation Fees	\$374,010.00	0.74%
Fines and Forfeitures	\$2,908,850.00	5.79%
Miscellaneous Revenues	\$3,498,983.00	6.96%
	\$50,247,311.00	100.00%



FY2027 EXPENDITURES BY DEPT CATEGORY		
General Government	\$10,864,297.00	21.62%
Public Safety	\$17,081,343.00	33.99%
Public Works	\$6,264,411.00	12.47%
Parks & Recreation	\$5,508,300.00	10.96%
Non-Departmental	\$10,528,960.00	20.95%
Total:	\$50,247,311.00	100.00%



FY2027 EXPENDITURES BY LINE-ITEM CATEGORY		
Compensation	\$27,291,599.00	54.31%
Operating Expenses	\$12,289,760.00	24.46%
Employee Benefits	\$7,998,504.00	15.92%
Capital Outlay	\$252,492.00	0.50%
Miscellaneous Financial Uses	\$1,333,009.00	2.65%
Debt Service	\$1,081,947.00	2.15%
Total:	\$50,247,311.00	100.00%



General Government



DEPARTMENT HEAD: Keith R. Sydnor, Mayor

FISCAL YEAR: July 1, 2026 – June 30, 2027

PURPOSE: The Mayor is the Chief Executive of the City, “...with all the powers necessary to secure the enforcement of all ordinances and resolutions passed by the City Council.” (City of Laurel Charter, Section 353)

RESPONSIBILITIES: As the leading elected official of the City, the Mayor is empowered to approve or veto legislation, provide an annual budget for all City services, and have direct supervision of government administration for all citizens and businesses of the City.

PROGRAMS: This budget provides for the activities and expenses of the Mayor’s Office, and support services for the Mayor’s Ad Hoc Committees. The Mayor’s Summer Jobs Program is budgeted in FY2027.

STAFF:

- Mayor
- City Solicitor
- Chief of Staff
- Administrative Assistant II

FY2027 GOALS AND INITIATIVES: Major expenses in this budget are Salaries, Outside Services, and Dues and Subscriptions. Included in the Mayor’s salary account is an adjustment to the salaries of appointed officials, to be allocated in accordance with Charter provisions.

COMMITTEE ASSIGNMENTS: The Mayor and staff attend official meetings of the Mayor and City Council of Laurel and the City’s Boards, Commissions, and Committees. Staff provides administrative support to the Mayor, and, in addition to attendance at meetings of the Mayor and City Council, serves on or provides representation to State or County task forces, advisory committees, and other organizations, where City participation has been requested. The Chief of Staff to the Mayor also represents the Mayor during the annual Maryland General Assembly Session in Annapolis and at meetings of the Prince George’s County Council, as necessary. Additionally, the Administrative Assistant II represents the Mayor at the Laurel Historical Society Board meetings.

EXPENDITURES	ACTUAL FY2025	BUDGETED FY2026	PROPOSED FY2027	ADOPTED FY2027
Compensation	\$174,216	\$199,180	\$209,738	\$
Operating Expenses	\$316,750	\$458,653	\$470,153	\$
Capital Outlay	\$0.00	\$0	\$0	\$
Total:	\$490,966	\$657,833	\$679,891	\$

PERSONNEL	ACTUAL FY2024	BUDGETED FY2025	PROPOSED FY2027	ADOPTED FY2027
Full-Time	2	2	2	
Part-Time	0	0	0	
Total:	2	2	2	



Community Promotions - 270

DEPARTMENT HEAD: Keith R. Sydnor, Mayor

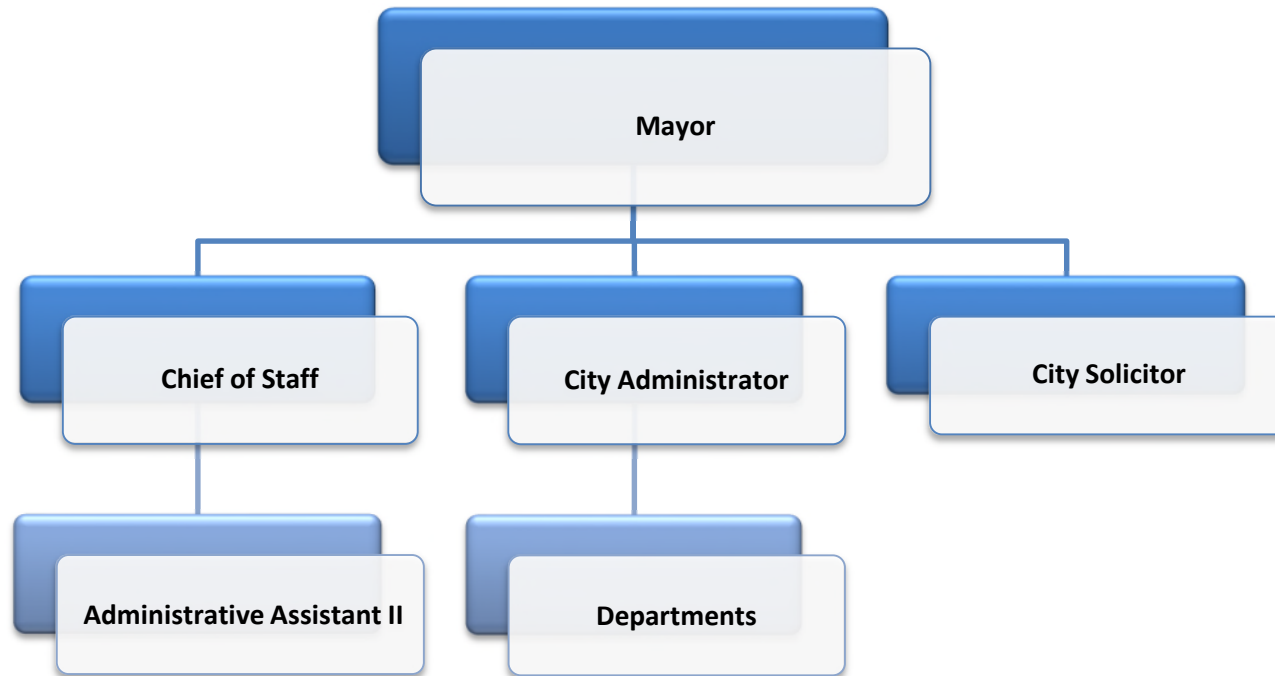
FISCAL YEAR: July 1, 2026 – June 30, 2027

PURPOSE: The Community Promotion activity is used to promote and support community events, civic improvements, and the general welfare of the City.

EXPENDITURES	ACTUAL FY2025	BUDGETED FY2026	PROPOSED FY2027	ADOPTED FY2027
Compensation	\$0	\$0	\$0	\$
Operating Expenses	\$151,018	\$151,916	\$217,287	\$
Capital Outlay	0	0	0	\$
Total:	\$151,018	\$151,916	\$217,287	\$



Office of the Mayor Organizational Chart



DEPARTMENT HEAD: Brencis D. Smith, Council President

FISCAL YEAR: July 1, 2026 – June 30, 2027

PURPOSE: The government of the City of Laurel is vested in the Mayor and City Council.

RESPONSIBILITIES: The City Council is the legislative body of the City. As elected representatives of the citizens, it considers and enacts resolutions, regulations, and ordinances for the protection of rights and privileges, peace and good government, and safety and health of all citizens. In addition to their legislative duties, members of the City Council serve as members of the City’s official bodies: Planning Commission, Historic District Commission, Public Safety and Transportation Advisory Committee, City of Laurel Tree Board, Parks and Recreation Citizens Advisory Committee, Education Advisory Committee, Juneteenth Executive Planning Committee, Pride Day Celebration Planning Committee and the Environmental Affairs Committee.

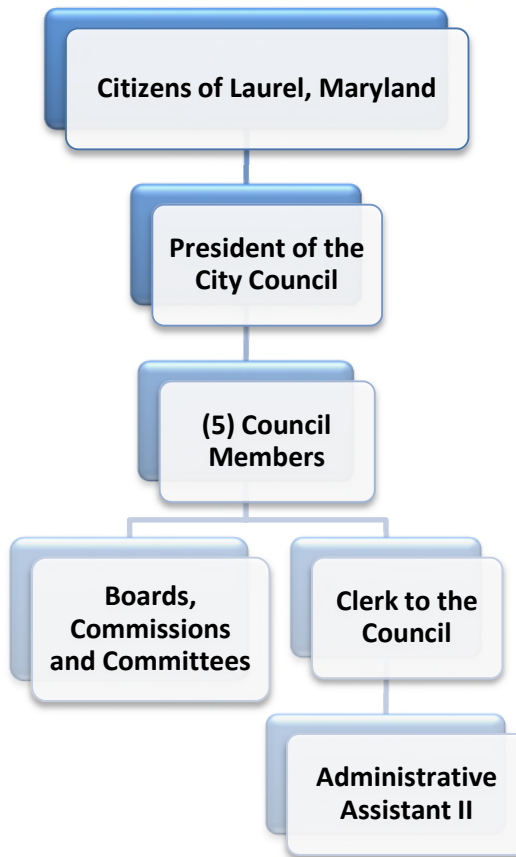
The City Council also participates in the National League of Cities, the Maryland Municipal League, the Prince George’s County Municipal Association, the Laurel Board of Trade, Metropolitan Washington Council of Governments, and the Baltimore-Washington Corridor Chamber of Commerce, and is actively involved in community promotions.

STAFF: The City Council has five elected members. The Office of the Clerk provides staff support to the City Council.

FY2027 GOALS AND INITIATIVES: This budget provides for the activities and expenses of the City Council’s Office. The major expenses in this budget are in Salaries, Dues and Subscriptions, and Outside Services.

EXPENDITURES	ACTUAL FY2025	BUDGETED FY2026	PROPOSED FY2027	ADOPTED FY2027
Compensation	\$43,966	\$50,037	\$49,900	\$
Operating Expenses	\$46,406	\$65,072	\$78,400	\$
Capital Outlay	\$0	\$0	\$0	\$
Total:	\$90,372	\$115,109	\$128,300	\$

Office of the City Council Organizational Chart



DEPARTMENT HEAD: Sara A. Green, CPM, MMC

FISCAL YEAR: July 1, 2026 – June 30, 2027

PURPOSE: The City Clerk provides support to the Council and maintains and preserves all required documents in accordance with State, County and City Codes.

RESPONSIBILITIES: The City Clerk is responsible for a full and accurate account of all meetings of the Mayor and City Council, various committees, and board meetings. The Clerk's Office will provide research and administrative support to the City Council when requested or assigned by the President of the City Council. The Clerk works closely with the City Solicitor and is responsible for the timely presentation of enacted legislation and for obtaining the necessary signatures when enacted. The Clerk will issue certified copies as needed and shall oversee the codification process. All meetings are scheduled in accordance with legal timetables. The Clerk shall assign all work to the Administrative Assistant, who shall answer directly to the City Clerk. The Clerk is responsible for the City of Laurel elections, regular and special, and works closely with the Office of the Prince George's County Board of Election Supervisors, as well as the City's Board of Election Supervisors. The Clerk also represents the Council and the City during the annual Maryland General Assembly Session in Annapolis and at meetings of the Prince George's County Council as necessary. The Clerk also serves as the City's official Archivist and is the custodian of records.

STAFF:

- City Clerk
- Administrative Assistant II

FY2027 GOALS AND INITIATIVES: This budget provides for the activities and expenses of the City Clerk's Office. Major expenses are in compensation.

COMMITTEE ASSIGNMENTS: As representatives of the City Council, the Clerk and staff are associated with, or serve on, the following organizations:

- Mayor and City Council of Laurel
- Maryland Municipal League
- Maryland Municipal Clerks Association
- International Institute of Municipal Clerks
- Board of Election Supervisors
- Citizens Advisory Committee for Senior Residents and Persons with Disabilities
- Education Advisory Committee
- Juneteenth Executive Planning Committee
- Pride Day Celebration Planning Committee
- Metropolitan Washington Council of Governments
- Prince George's County Municipal Association

EXPENDITURES	ACTUAL FY2025	BUDGETED FY2026	PROPOSED FY2027	ADOPTED FY2027
Compensation	\$176,092	\$211,351	\$222,307	\$
Operating Expenses	\$17,808	\$21,291	\$32,739	\$
Capital Outlay	\$0	\$0	\$0	\$
Total:	\$193,900	\$232,642	\$255,046	\$

PERSONNEL	ACTUAL FY2025	BUDGETED FY2026	PROPOSED FY2027	ADOPTED FY2027
Full-Time	2	2	2	
Part-Time	0	0	0	
Total:	2	2	2	



DEPARTMENT HEAD: Sara A. Green, CPM, MMC

FISCAL YEAR: July 1, 2026 – June 30, 2027

PURPOSE: This budget provides for the fair and legal processes for elections of the Mayor and City Council.

RESPONSIBILITIES: The City of Laurel Board of Election Supervisors administers the elections of the Mayor and City Council members, working in conjunction with the Prince George’s County Board of Election Supervisors.

FY2027 GOALS AND INITIATIVES: This provides for Early Voting, Election Day Voting, and Vote by Mail preparations for the Mayor and City Council election for November 2027.

COMMITTEE ASSIGNMENTS

- Board of Election Supervisors

EXPENDITURES	ACTUAL FY2025	BUDGETED FY2026	PROPOSED FY2027	ADOPTED FY2027
Compensation	\$0	\$0	\$0	\$
Operating Expenses	\$26,210	\$88,090	\$25,000	\$
Capital Outlay	\$0	\$0	\$0	\$
Total:	\$26,210	\$88,090	\$25,000	\$



DEPARTMENT HEAD: Christian L. Pulley, CPM, City Administrator

FISCAL YEAR: July 1, 2026 – June 30, 2027

PURPOSE: The City Administrator and Deputy City Administrator are appointed by the Mayor and subject to confirmation by the City Council. The City Administrator serves as the Chief Administrative Officer of the City of Laurel Government.

RESPONSIBILITIES: The City Administrator directs and coordinates the general administration of the City government to assure compliance with policies and legislation established by the Mayor and City Council. The City Administrator is responsible for advising the Mayor and City Council on the financial condition and needs of the City, and interacts with other Municipal leaders, as well as officials of the County, State and Federal governments. The City Administrator also oversees the City's emergency preparedness and safety compliance programs.

The Deputy City Administrator is responsible for the day-to-day management of the City government, preparation and submittal of an annual budget, authorizing purchases, personnel actions, insurance and risk management, as well as other projects as assigned by the Mayor.

STAFF:

- City Administrator
- Deputy City Administrator
- Special Assistant to the City Administrator
- Administrative Assistant II

ACCOMPLISHMENTS FOR FY2026:

- Maintained partnerships between City Departments and the Laurel Community in areas such as volunteering, budgeting, economic associations, community engagement, and life safety solutions.

FY2027 GOALS:

- Provide Professional Staff Development and Leadership training to address workforce trends and changes.
- Continue to evaluate and restructure internal processes to eliminate redundancy and reduce costs.
- Continue to improve and increase Community participation in local government through programs and volunteerism opportunities.

COMMITTEE ASSIGNMENTS:

- Mayor and City Council of Laurel
- City of Laurel Planning Commission, *Ex Officio*

- City of Laurel Historic District Commission, *Ex Officio*
- City of Laurel Board of Trustees of the City's Retirement Plans, *Ex Officio*
- City of Laurel Ethics Commission, *Ex Officio*
- Local Government Insurance Trust
- Washington Metropolitan Council of Governments
 - Chief Administrator's Officers Committee
 - National Capital Region Transportation Planning Board
 - Recycling Committee
 - Climate, Energy and Environment Policy Committee
 - Metropolitan Washington Air Quality Committee
 - Chesapeake Bay & Water Resources Policy Committee
 - Regional Electric Vehicle Deployment (REVD) Working Group
 - Small Jurisdiction Recycling Committee -- Chair
- Maryland Municipal League
- Prince George's County Municipal Association

EXPENDITURES	ACTUAL FY2025	BUDGETED FY2026	PROPOSED FY2027	ADOPTED FY2027
Compensation	\$582,348	\$555,817	\$581,816	\$
Operating Expenses	\$52,780	\$82,610	\$105,125	\$
Capital Outlay	\$0	\$0	\$0	\$
Total:	\$635,128	\$638,427	\$686,941	\$

PERSONNEL	ACTUAL FY2025	BUDGETED FY2026	PROPOSED FY2027	ADOPTED FY2027
Full-Time	7	4	4	
Part-Time	0	0	0	
Total:	7	4	4	

Office of the City Administrator Organizational Chart



DEPARTMENT HEAD: S. Michele Saylor, Director

FISCAL YEAR: July 1, 2026 – June 30, 2027

PURPOSE: The Department of Budget and Personnel Services administers all financial activities of the City government, administers all employee benefits and advises and assists the City management staff in all other personnel matters.

RESPONSIBILITIES: Financial responsibilities of the Department of Budget and Personnel Services include the preparation and administration of the General Operating Budget (GOB) and Capital Improvement Program (CIP); maintenance and reconciliation of the general ledger and City bank accounts; the billing, collection, disbursement, and investment of all public funds; inventory and asset records maintenance; licensing and tax research; and all financial reporting thereof.

The Department also manages and administers all Human Resources functions including employee compensation, employee benefits, retirement and retiree benefits, performance evaluations, employee recognition, promotions, and disciplinary actions, exit processing, unemployment claims and maintenance of all related records. Additionally, this Department is responsible for all regulatory filings and reporting related to these matters.

PROGRAMS:

Major areas of responsibility and/or participation are:

- Annual Operating Budget and Capital Improvement Program
- Annual Certified Audit
- Retirement Plan Administration
- Employee Payroll and Benefits Administration
- Employee Records Management
- New Hire Processing
- Manage the City's Asset and Inventory Records
- Billings and Collections
- Contract and Agreement Files

Financial Administration for:

- Fourth of July Committee
- Laurel Pride Committee
- Laurel Citizens Police Academy Alumni
- Community Redevelopment Authority
- Board of Directors – Laurel Multi-Service Center (LMSC)

STAFF:

- Director
- Deputy Director
- Risk Management Officer
- Human Resources Officer
- Accounting Specialist II - Revenue Coordinator
- Accounting Specialist I – Payroll Specialist
- Administrative Assistant I
- Fiscal Specialist II (2)
 - Accounts Payable
 - Budget and Inventory
- Fiscal Specialist I
- Administrative Specialist (Part-time)

FY2026 PERFORMANCE: In FY2026, the Department worked on setting up an Employee Financial Planning Program. Also, the continuation of the orientation program for new employees and the Mayor’s Summer Job Program will continue. Training of employees to use the ESS module in the software program for entering time and tracking leave balances. Continued training employees in the software package on entering their department requests for purchase orders. Due to the passage of Ordinance 2003, BAPS processed an additional ninety-nine Elderly and Veteran tax credit applications. The change from timeclocks to Execu-Time is being used for employees that clock their time for payroll. This will be a platform to our current payroll software.

FY2027 GOALS AND INITIATIVES: During FY2027, the Department of Budget and Personnel Services will continue to complete its comprehensive update of the Department procedures manual, which will include testing. The review and revision of Human Resources policies, procedures, and position descriptions will also continue.

COMMITTEE ASSIGNMENTS:

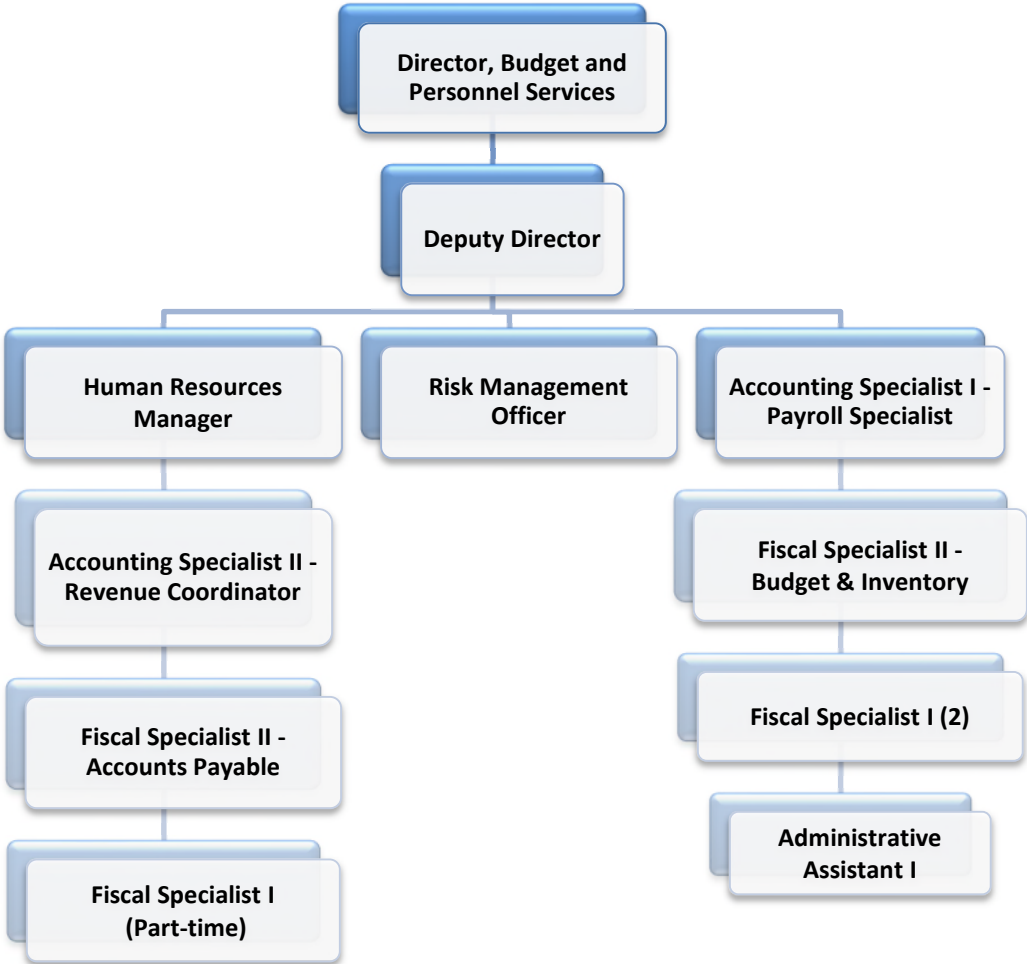
- Board of Trustees

EXPENDITURES	ACTUAL FY2025	BUDGETED FY2026	PROPOSED FY2027	ADOPTED FY2027
Compensation	\$979,783	\$1,037,393	\$1,131,965	\$
Operating Expenses	\$255,380	\$276,200	\$341,285	\$
Capital Outlay	\$500	\$0	\$0	\$
Total:	\$1,235,663	\$1,313,593	\$1,473,250	\$

PERSONNEL	ACTUAL FY2025	BUDGETED FY2026	PROPOSED FY2027	ADOPTED FY2027
Full-Time	9	10	11	
Part-Time	1	1	1	
Auxiliary	0	0	0	
Total:	10	11	12	



Department of Budget and Personnel Services Organizational Chart



DEPARTMENT HEAD: Natalie Williams, Director

FISCAL YEAR: July 1, 2026 – June 30, 2027

PURPOSE: The primary function of the Department of Communications is to provide useful information to residents, businesses, and employees within the city limits of Laurel, and the greater Laurel area. The Communications Director develops, prepares, and coordinates the release of official news advisories and disseminates news on the City’s public access television station, known as Laurel TV, its companion website LaurelTV.org, the City’s website – www.cityoflaurel.org, the mobile MyLaurel MD app, and through a vigorous outreach on social media sites. The Department works closely with other Departments in the City to spread news about the Mayor’s Government to the People program and other activities that allow people to live, work, and enjoy the City of Laurel.

RESPONSIBILITIES: The responsibilities of the Department of Communications include staffing the Front Desk and Passport Office, and providing information for residents, businesses, and employees about City of Laurel programs, projects, and services using various platforms that include social media, press releases, and the City’s website. The Department also has a responsibility to allow the community to share stories about their neighborhoods, schools, and places of employment on the public access channel, known as Laurel TV.

STAFF:

- Director
- Deputy Director
- Technical Production Manager
- Social Media Specialist
- Front Desk Coordinator
- Passport Agent (Full-time)
 - Passport Agents (4 additional within the Department)
- Administrative Assistant
- Communications Specialist
- Production Assistants (8 auxiliary)

FY2026 PERFORMANCE: In FY2026, the Department of Communications entered a pivotal new chapter under refreshed leadership, beginning with a comprehensive assessment of Departmental needs and opportunities for growth. This evaluation guided the strategic enhancements implemented throughout the year and helped align the Department’s services with the broader vision and priorities of Mayor Sydnor’s administration. We are proud to serve as the central communications hub for the City of Laurel, delivering consistent, transparent, and accessible messaging to both internal stakeholders and the community. In the past year, we responded to over 200 formal communications requests, reflecting increased demand and the growing scope of our work. To meet these needs, we have expanded our capabilities across key service areas,

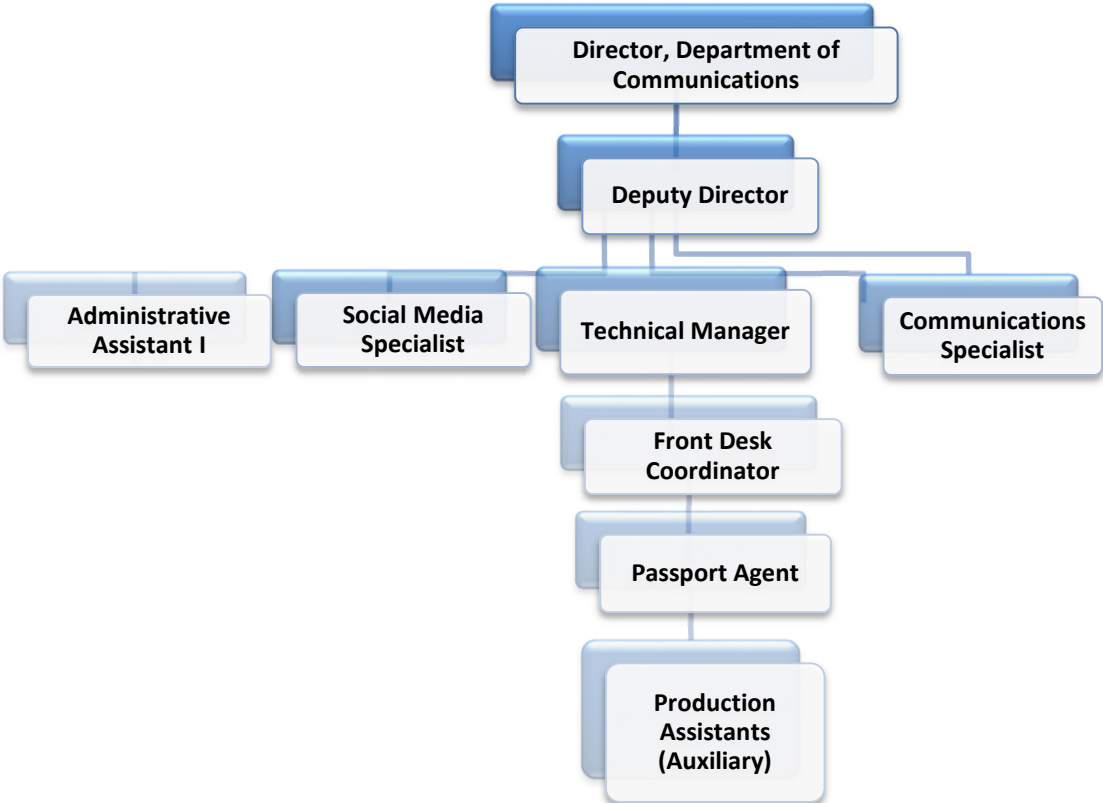
including video production, graphic design, translation services, and social media management. Notable accomplishments include the continued success of the *Living Laurel* newsletter, now a trusted source of timely City updates, and the growth of Laurel TV as a platform for civic engagement. We also launched Podcast City Studios—our first revenue-generating communications initiative—providing a professional space for community voices and storytelling. Additionally, our Passport Office has maintained high service standards while adapting to federal processing changes. These improvements underscore our commitment to effective, inclusive, and innovative communication.

FY2027 GOALS AND INITIATIVES: As we enter FY2027, the Department of Communications is well-positioned to build on the strong foundation laid over the past year. With the tools, infrastructure, and support now in place, we are prepared to deliver even greater value to the City of Laurel through innovative, transparent, and accessible communication. Our team will continue to serve as a central resource for all City Departments, ensuring residents stay informed and engaged across platforms. We are focused on expanding the reach and impact of our core services, which includes enhancing the quality and variety of programming on Laurel TV to better reflect the interests and diversity of our community; growing usage of our Podcast City Studios; and expanding the digital reach and multimedia offerings of our monthly newsletter to connect with even more residents across the City.

EXPENDITURES	ACTUAL FY2025	BUDGETED FY2026	PROPOSED FY2027	ADOPTED FY2027
Compensation	\$576,496	\$645,224	\$766,254	\$
Operating Expenses	\$95,347	\$124,636	\$124,833	\$
Capital Outlay	\$17,741	\$14,000	\$72,536	\$
Total:	\$689,584	\$783,860	\$963,623	\$

PERSONNEL	ACTUAL FY2025	BUDGETED FY2026	PROPOSED FY2027	ADOPTED FY2027
Full-Time	5	6	8	
Part-Time	1	1	0	
Auxiliary	6	7	8	
Total:	12	14	16	

Department of Communications Organizational Chart



DEPARTMENT HEAD: Jay Meashey, Director

FISCAL YEAR: July 1, 2026 – June 30, 2027

PURPOSE: The Department of Economic and Community Development supervises the City’s development and land use and promotes the economic wellbeing of the City. The Department achieves these aims through two (2) program areas – planning and zoning, which administers the City of Laurel Uniform Land Development Code, and economic development. Professional planners, specialists in community and economic development, and administrative staff provide services to the public, the Mayor and City Council, the Planning Commission, the Board of Appeals, the Historic District Commission, the Community Redevelopment Authority, and other committees. The City of Laurel is the only jurisdiction in Prince George’s County that has planning and zoning authority.

RESPONSIBILITIES:

- **Planning and Zoning-** Receive and review applications for new and amended site and landscape plans, forest conservation and forest stand delineations, subdivision plans, record plats, variances, appeals and special exceptions, certifications of nonconforming use, revitalization overlays and M-X-T zone site plans, and zoning map and text amendments to the Uniform Land Development Code. Provide technical staff reports on these applications to the Planning Commission and Board of Appeals. Conduct zoning review and approval of applications for a variety of permits, including new construction, renovations, and use and occupancy. Review and comment on intergovernmental projects for Maryland-National Capital Park and Planning Commission, Washington Suburban Sanitary Commission, Washington Metropolitan Area Transportation Authority, Maryland Department of Planning, National Capital Planning Commission, and Maryland State Highway Administration. Coordinate with Prince George's County on land use, zoning applications, and the Sub-Region I Master Plan, and with adjoining jurisdictions regarding transportation, including on existing and proposed bus and rail systems in the Laurel area.
- **Historic Conservation & Preservation-** Maintain the character of buildings and neighborhoods within the City’s Historic District by reviewing applications for Historic District Commission Certificates of Approval and providing technical staff reports to the Historic District Commission. Conduct outreach and education to owners whose property is within the Historic District. Administer the City’s Historic District Commission Tax Credit.
- **Economic Development-** Administer grant programs to support the growth and success of City businesses and residents, including the Thrive Small Business Grant, Returning Citizens Grant Program, and Homebuyer Assistance Program. Manage commercial property inventory and connect potential new businesses with property managers. Direct Main Street Laurel program and events including Small Business Saturday. Oversee City of Laurel Arts and Entertainment District and program, including tax credits and exemptions. Host educational seminars and special events for local business owners and operators.

- **Affordable Housing Program-** Ensure participating apartment complexes and new multifamily and single-family developments meet City-required affordable housing obligations, including price ceilings and renter or purchaser income maximums. Host annual housing event in April.
- **Community Engagement-** Provide oral and written explanation of the Uniform Land Development Code, Landscape Manual, and other departmental documents as needed. Present informational sessions to community groups. Encourage volunteerism and civic pride.
- **Special Projects-** Guide multi-year plans and projects, including ten-year Master Plan, five-year Sustainable Communities Action Plan, ward boundary mapping, decennial US Census, Urban Redevelopment Plan, and others. Review and comment on local, county, state, and national legislation affecting the City.

FY2026 PERFORMANCE: The Mayor and City Council declared a moratorium on accepting and processing zoning requests, special exception requests, and text amendments from January 2, 2025 through October 31, 2025 in order to allow the Department of Economic and Community Development to focus on the 2026-2036 Master Plan process and to ensure development would adhere to the standards included in that plan. Consequently, the Department processed considerably fewer applications than in the previous fiscal year. Upon the expiration of the moratorium, applicants were quick to apply. The Department received and reviewed approximately 375 Building permits and 124 Use & Occupancy permits, 35 Grading Permits, 29 Right-of-Way permits, (2) two Paving permits and 18 Sign permits. In addition to various standard-zoning reviews, the department prepared (1) one Planning Commission Annual Report and Staff Reports on 11 Zoning Applications. Reviews and reports were completed on five (5) Special Exceptions, one (1) Final Record Plat, two (2) Final MXT Site Plans, one (1) Certificate of Non-Conforming Use, (1) one Preliminary Subdivision Application, (1) one Final Record Plat and one (1) Annual Planning Commission Report. Staff also received 11 Zoning Verification Letter requests and received 23 Zoning Compliance Complaints. During this period, approximately 121 Certificates of Approval were reviewed and presented to the Historic District Commission for action; as well as three (3) tax credit applications. There were five (5) Economic Development grants issued including (3) three Thrive Small Business Grants, (1) one Main Street Façade Improvement Grant and (1) one Homebuyers Assistance Program. Additionally, there were approximately (7) seven Economic & Community Events hosted by the Department throughout the past year.

PROGRAMS: In addition to its normal responsibilities, the Planning and Zoning program participates in several ongoing efforts. These include:

- Developing new procedures for zoning application plan review.
- Reviewing and updating the City of Laurel Master Plan.
- Updating the official City of Laurel Zoning Map.
- Tracking the City's population estimates.
- Preparing impact analysis for annexation proposals, including zoning recommendations.
- Reviewing and developing amendments for the revision and continued codification of the Unified Land Development Code.
- Promoting the Main Street Economic Development Grant Program.
- Promoting the First Time Homebuyer Assistance Grant Program.
- Creating and promoting Economic Development Events for local businesses,

STAFF: The staff of the Department includes:

- Director
- Deputy Director
- Economic Development Coordinator
- Planner I
- Planner III
- Community Development Coordinator
- Administrative Assistant I
- Sustainability Manager
- Sustainability Programs Assistant - Auxiliary



FY2027 GOALS AND INITIATIVES: The Department of Economic and Community Development will focus on improving and standardizing routine tasks to ensure staff serves residents and developers fairly, consistently, quickly, and courteously. This initiative includes reviewing and revising its Policies and Procedures Manual for the first time since 2021 as well as partnering with the Departments of Information Technology and Fire Marshal and Permit Services to continue improving plan and permit review workflow. The Department will deliver the 2026-2036 Master Plan to the Mayor and City Council for adoption, submit the required five-year Sustainable Communities Action Plan update to the Maryland Department of Housing and Community Development, and guide the Redistricting Advisory Committee to produce a recommendation on the City’s ward boundaries ahead of the November 2027 municipal election. The Department will review and update the City of Laurel Landscape Manual and rezone parts of the City, both activities being guided by the new Master Plan. The Department will implement the Affordable for Sale Housing Program legislated in FY2026. The economic development program will focus on continuing and increasing support for Main Street Laurel and the Arts and Entertainment District. The Department will also ensure timely and effective distribution of grant funding allocated by the Mayor and City Council and by the Maryland Department of Housing and Community Development. The Department will seek approval and funding from the Community Redevelopment Authority to commission two distinct Urban Redevelopment Plans to replace the single Plan adopted in 2012.

COMMITTEE AND BOARD ASSIGNMENTS:

- City of Laurel
 - Mayor and City Council of Laurel
 - Board of Appeals
 - Capital Improvement Program
 - Community Redevelopment Authority
 - Environmental Affairs Committee
 - Historic District Commission
 - Laurel Arts Council

- Main Street Committee
- Master Plan Review Committee
- Planning Commission
- Redistricting Advisory Committee
- Sustainable Communities Work Group
- Partner Agencies
 - Center for Mobility Equity (CME)
 - Central Maryland Chamber of Commerce Public Affairs Group (PAG)
 - Fort Meade Community Covenant Council
 - Maryland-National Capital Park and Planning Commission (M-NCPPC)
 - National Capital Planning Commission (NCPC)
 - Patuxent River Commission (PRC)
 - Patuxent River Watershed Advisory Committee
 - Washington Council of Governments (WCOG) Planning Directors and Region Forward Committees



PROFESSIONAL MEMBERSHIPS

- American Planning Association (APA)
- American Planning Association – Maryland Chapter (APA Maryland)
- International Economic Development Council (IEDC)
- Main Street America
- Maryland Association of Historic District Commissions
- Maryland Economic Development Association (MEDA)
- Maryland Planning Commission Association
- National Alliance of Preservation Commissions



EXPENDITURES	ACTUAL FY2025	BUDGETED FY2026	PROPOSED FY2027	ADOPTED FY2027
Compensation	\$608,121	\$694,190	\$722,667	\$
Operating Expenses	\$99,107	\$236,452	\$1,131,360	\$
Capital Outlay	\$0	\$0	\$0	\$
Total:	\$707,228	\$930,642	\$935,642	\$

PERSONNEL	ACTUAL FY2025	BUDGETED FY2026	PROPOSED FY2027	ADOPTED FY2027
Full-time	7	8	8	
Part-time	0	0	0	
Total:	7	8	8	



Department of Economic and Community Development - Sustainability Division - 244

DEPARTMENT HEAD: Jay Meashey, Director

FISCAL YEAR: July 1, 2026 – June 30, 2027

PURPOSE: The Sustainability Division is responsible for the effective management of City-wide sustainability actions. This Division helps lead the City's sustainability programs and strategically develops, plans, and implements City and community-wide initiatives that support the City's goals and objectives for a healthy environment, excellent quality of life, and continued economic vitality, consistent with the City's Sustainability Plan.

RESPONSIBILITIES: Updates and creates ordinances and policies that support the City's overall vision for the City's long-term sustainability goals. Plans, develops, implements, and manages City sustainability programs, projects and initiatives that emphasize the appropriate use of environmental resources, with a focus on sustaining resources for future generations. Coordinates Departmental management and monitoring of environmental/sustainable initiative and programs. Coordinates the City's participation in Sustainable Maryland Program, DHCD Sustainable Communities, Maryland Green Registry, Bee City USA and maintenance of certifications. Collaborates with the City of Laurel government as well as county, state and federal governments to develop resources and partnerships for sustainability programs.

STAFF:

- Sustainability Manager
- Sustainability Programs Assistant - Auxiliary

FY2026 PERFORMANCE: Following are a few of the accomplishments of the Sustainability Programs:

- Wrote legislation in July of 2025 (Resolution 6-2025) adopting the City's first Sustainability Plan to support the City's commitment to the long-term health and vitality of residents and businesses.
- Expanded the Farmers' Market on Main Street to include Fall market dates. Continued accepting SNAP benefits at the Market that provided matching funds to SNAP participants.
- Created engaging educational materials explaining the benefits of diversion of food waste from the landfill and worked closely with Public Works on the deployment of over 7,000 carts (35 and 12-gallon; kitchen countertops and educational kits). Full deployment was completed by July 1, 2025.
- Awarded grants from Exelon and Chesapeake Bay Trust.
- Established a Rain Barrel Education Program for City residents. Program was funded by a Chesapeake Bay Trust Grant.
- Created a Green Living dashboard to measure the successes of City residents and City operations.
- Created a 2026 Sustainability and Public Works Services Guide. Project funded by Exelon grant.
- Hosted the first workshop series – "Using Native Plants to manage storm water runoff".

- Received a grant from the Chesapeake Bay Trust to install an educational and community outreach pavilion at The Mansion to enhance sustainability education and provide an additional gathering place for events.

FY2027 GOALS:

- Integrate the Sustainability Plan into the City’s Master Plan.
- Finalize the City’s Green Procurement Policy.
- Establish an Organic Recycling Program at the Laurel Lakes condominium communities. Complete installation of the Bigbelly solar-powered organics composting units at two locations.
- Work with Parks and Recreation to establish a path to add solar panels to City facilities.
- Continue to host community events – to include, Sustainability Plan updates, native plants, solar as an alternative, Fix It Fair at the Market Lot.
- Expand volunteer Sustainability Action Group participation and activities – to include in-person presence at the Farmer’s Market.
- Continue to create, design and enhance the curbside collections of organics and recycling to include multi-family communities and increase participation rates.
- Continue to develop and implement the City’s EV charging station infrastructure for both residential and municipal usage and coordinate with City Departments to transition to hybrid and electric vehicles.
- Continue to search for local, private and federal grants to support sustainable efforts in the City.

COMMITTEE ASSIGNMENTS:

- Maryland Recyclers Network (MRN) - Board of Directors - Vice President
- MRN Legislative Affairs Committee - Vice Chair
- Environmental Affairs Committee - Advisory position
- Metropolitan Washington Council of Governments:
 - Recycling Committee - Chair
 - Small Jurisdiction Recycling Committee - Chair
 - Regional Electric Vehicle Deployment Working Group
 - Chesapeake Bay & Water Resources Policy Committee
 - Climate Energy & Environment Policy Committee
 - Recycling Markets and Material Subcommittee
 - Metropolitan Washington Air Quality Committee
- Solid Waste Association of America (SWANA)
- Sustainable Maryland Initiative of the Environmental Finance Center at the University of Maryland

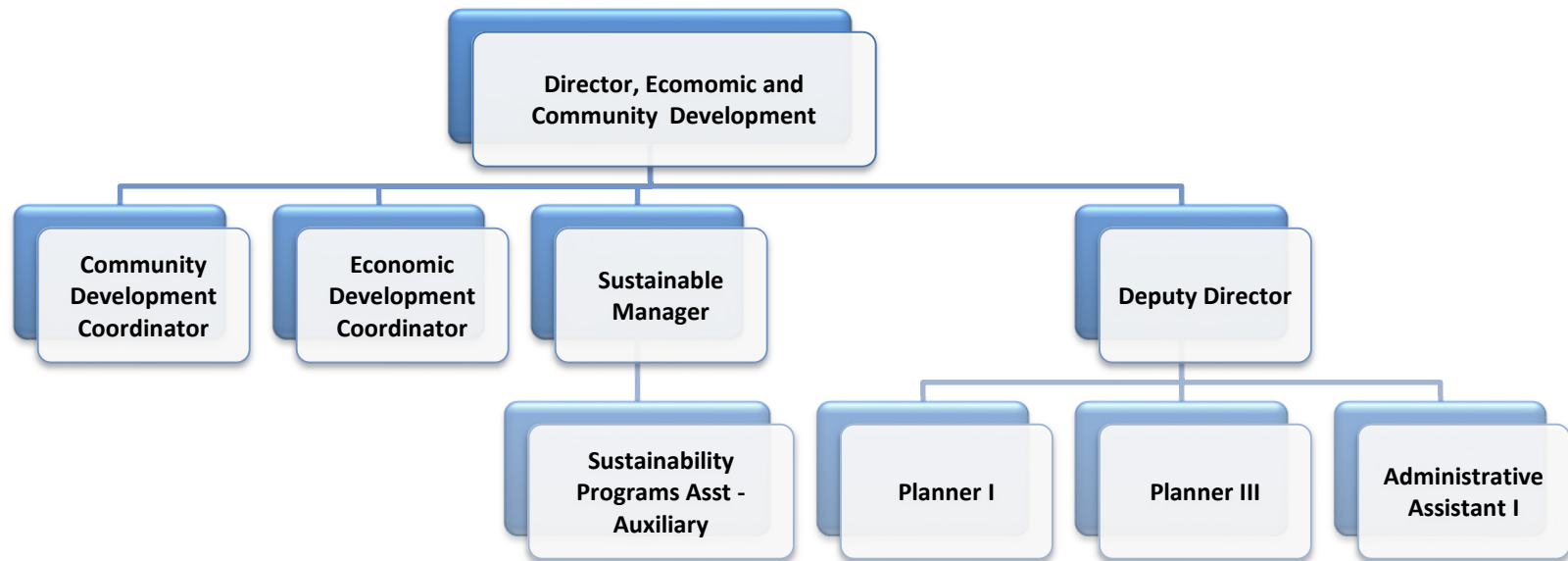


- National League of Cities
- Greater Washington Region Clean Cities Coalition
- Nation's Capital Sustainability Circle
- U.S. Composting Council

EXPENDITURES	ACTUAL FY2025	BUDGETED FY2026	PROPOSED FY2027	ADOPTED FY2027
Compensation	\$0	\$25,468	\$17,260	\$
Operating Expenses	\$64,437	\$73,303	\$70,278	\$
Capital Outlay	\$0	\$7,956	\$0	\$
Total:	\$64,437	\$106,727	\$87,538	\$



Department of Economic and Community Development Organizational Chart



DEPARTMENT HEAD: Marchelle LeBlanc, Director

FISCAL YEAR: July 1, 2026 - June 30, 2027

PURPOSE: The Department of Human Services is committed to enhancing the well-being of individuals and families in the City of Laurel and surrounding communities by providing essential resources and comprehensive supportive services. Through compassionate service delivery and community partnerships, we strive to empower residents, foster stability, and promote a thriving, inclusive community. The Department operates two primary programs:

Laurel Multiservice Center – The Laurel Multiservice Center (LMSC) is a comprehensive resource center that collaborates with community partners to provide case management, food security, workforce development, mental health counseling, emergency assistance, and shelter services, which also houses a Day Center where individuals can access laundry and shower facilities, among other resources.

Laurel Helping Hands – A program under the Youth Service Bureau (YSB), contracted through Prince George’s County, provides individual and family counseling, substance abuse screening and referral services, and crisis intervention to youth, adults and families.

These programs work collaboratively to enhance community well-being, promote self-sufficiency, and provide direct intervention for at-risk populations. The FY2027 Budget supports the continued expansion of Laurel Multiservice Center and Laurel Helping Hands, ensuring the delivery of vital services to the community.

PERSONNEL	ACTUAL FY2025	BUDGETED FY2026	PROPOSED FY2027	ADOPTED FY2027
Full-time	2	6	6	
Part-time	0	0	0	
Auxiliary	0	3	3	
Total:	1	9	9	

Department of Human Services – Multiservice Center Programs – 326

DEPARTMENT HEAD: Marchelle LeBlanc, Director

FISCAL YEAR: July 1, 2026 - June 30, 2027

PURPOSE: Enhance wellness and reduce homelessness through the provision of resources and the promotion of independent living.

RESPONSIBILITIES: The Laurel Multiservice Center (LMSC) serves as a vital resource hub, connecting residents to essential services and providing direct support for individuals facing economic hardship, homelessness, and unemployment.

Key Services Provided:

- Case Management & Resource Navigation
- Emergency Assistance & Food Distribution
- Transitional Housing Support
- Employment & Workforce Development
- Health & Wellness Services
- Community Outreach & Education
- Winter Shelter Services

STAFF:

- Director
- Programs Operations Manager
- Assistant Programs Operations Manager
- Grant Coordinator (Auxiliary)
- Front Desk Attendant (Auxiliary)
- Security Guard (Auxiliary)



FY2026 PERFORMANCE: Following the Grand Opening of the Craig A. Moe Laurel Multiservice Center on September 10, 2024, the Center continued to expand services in FY2026 and strengthen its role as a central hub for human services in the City of Laurel and surrounding communities. The Center has become a vital access point for residents experiencing housing instability, economic hardship, and barriers to essential services. During FY2026, the Laurel Multiservice Center served over 10,000 visitors, providing critical Day Center services designed to stabilize individuals and connect them to resources. Through partnerships and on-site programming, the Center provided over 5,000 meals, supported 1,000 laundry users, and facilitated over 2,000 showers, helping individuals maintain dignity, health, and stability as they navigated difficult circumstances. The Day Center also provided access to clothing resources, connections to employment services, and re-entry support. The Laurel Multiservice Center

hosted the City of Laurel’s first Homeless Persons’ Day, bringing together service providers, community partners, leaders, and residents to remember those who have died while unhoused. In partnership with the Maryland Department of Labor and Employment Prince George’s, the Center hosted a regional job fair that attracted 379 job seekers and 45 employers, providing residents with direct access to employment opportunities across multiple industries. Throughout FY2026, the Center conducted numerous tours and community engagement activities to increase awareness of available services. The Laurel Multiservice Center now maintains active partnerships with over 50 local, county, and state agencies, creating a coordinated network of supportive services for individuals and families in need. As the DHS and the Center continue to grow, our goal remains to foster a stronger, healthier, and more resilient community through accessible programs and community partnerships.

FY2027 GOALS AND INITIATIVES:

- Expand Preventive Health Screenings
- Introduce salon services for residents to boost self-confidence and well-being.
- Launch a Morning Meal Service: Establish a breakfast program for residents to improve food security and nutrition.
- Develop long-term plan to sustain and expand services through on-going fundraising, sponsorships and grant funding.
- Expand and strengthen Community Partnerships
- Increase Youth Engagement activities
- Expand VA resources and services

COMMITTEE ASSIGNMENTS:

- Mayor and City Council of Laurel
- UM Laurel Medical Center Community Advisory Council
- Metropolitan Washington Council of Government – Human Services Policy Committee
- Getting Ahead Program Advisory Board
- Immigration Service Providers Network
- Anne Arundel & Prince George’s County Homeless Service Provider Network

EXPENDITURES	ACTUAL FY2025	BUDGETED FY2026	PROPOSED FY2027	ADOPTED FY2027
Compensation	\$288,456	\$418,768	\$485,370	\$
Operating Expenses	\$48,617	\$142,486	\$116,765	\$
Capital Outlay	\$5,020	0	\$0	\$
Total:	\$342,903	\$561,254	\$602,135	\$

Department of Human Services – Youth Services Bureau (Helping Hands) – 530

DEPARTMENT HEAD: Marchelle LeBlanc, Director

FISCAL YEAR: July 1, 2026 - June 30, 2027

PURPOSE: To strengthen families and help the community to thrive, by equipping each individual child, adult, and family with the skills they require to meet their developmental needs and their family goals, so that every resident can maximize their potential at home and in the community.

RESPONSIBILITIES: To provide individual and family counselling, crisis intervention, psychoeducational groups, substance use screening and treatment referral, and other information and referral services to residents in the City of Laurel and Prince George’s County at large. Services are offered in the office, virtually, and within the community.

STAFF:

- Clinical Director
- Clinical Counselors (Full-time)
- Clinical Counselor (Auxiliary)
- Receptionist (Full-time)
- College Student Interns

FY2026 PERFORMANCE: In FY2026, Laurel Helping Hands (LHH) expanded its impact through innovative programming, strengthened outreach, and continued delivery of comprehensive services. LHH provided individual, family, and group counseling, crisis intervention, and alcohol and other drug (AOD) assessments both on-site, virtually, and within the community to ensure accessibility. Laurel Helping Hands launched new youth engagement initiatives, including “Strong Minds, Strong Futures”, a four-week virtual empowerment series for youth ages 12–17 focused on resilience and leadership development. The program also hosted a youth-led Thanksgiving community service event where participants earned service hours by assembling care bags for individuals experiencing homelessness. Staff continued to prioritize outreach by strengthening partnerships with local schools and community stakeholders, providing psychoeducational presentations on social and emotional learning, and increasing visibility at community events. Laurel Helping Hands remains committed to early intervention, prevention, and diversion services that strengthen families, empower youth, and promote stability across the City of Laurel.

FY2027 GOALS AND INITIATIVES: In FY2027, Laurel Helping Hands will continue prioritizing equitable access to care by actively recruiting a Spanish-speaking counselor to better reflect and support the evolving demographics of the Laurel community. Strengthening bilingual capacity remains essential to ensuring culturally responsive services for youth and families. The Bureau will also continue expanding its role within the community

by deepening partnerships with local schools, organizations, and stakeholders. Efforts will include increasing mental health awareness initiatives within the local school system, providing psychoeducation on social and emotional learning, and enhancing community engagement to promote early intervention, prevention, and diversion services.

COMMITTEE ASSIGNMENTS:

- Mayor and City Council of Laurel
- UM Laurel Medical Center Community Advisory Council
- Metropolitan Washington Council of Government – Human Services Policy Committee
- Getting Ahead Program Advisory Board
- Immigration Service Providers Network
- Anne Arundel & Prince George’s County Homeless Service Provider Network

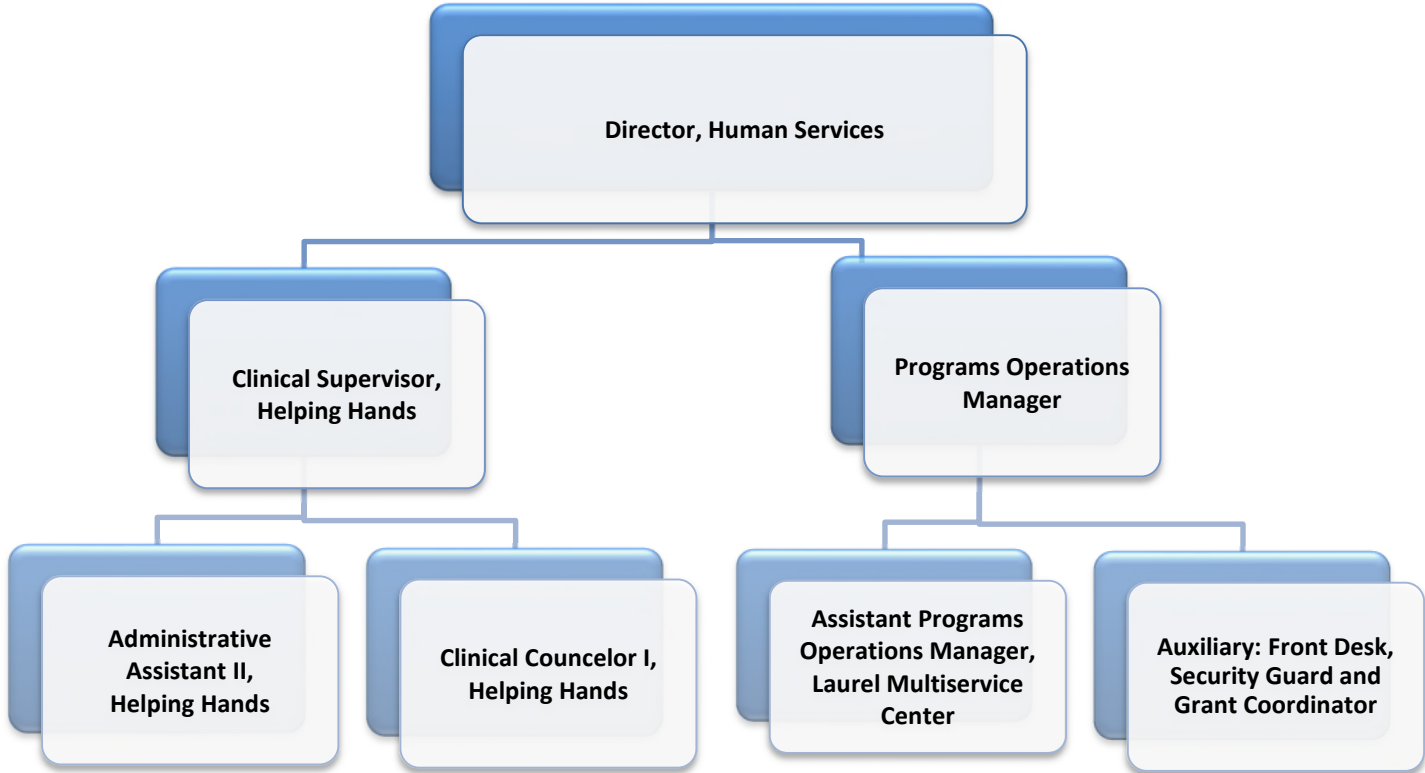


FY2027 Program Participation:

Service Requests	Requests made by individuals for any service from Laurel Helping Hands	225
Adults – Counseling	Individual Counseling Only	34
Youth – Counseling	Includes Individual and Family Counseling	65
Other Groups	Psychoeducational and Counseling Groups	10
PGCPS Safe/Drug Free Referrals and Information and Referral	Substance Abuse Assessments and Provided In-Office/at Community Events	792
Other	Participation in Community Mental Health Education	26

EXPENDITURES	ACTUAL FY2025	BUDGETED FY2026	PROPOSED FY2027	ADOPTED FY2027
Compensation	\$54,506	\$224,386	\$237,800	\$
Operating Expenses	\$25,956	\$15,385	\$14,075	\$
Capital Outlay	\$0	0	\$0	\$
Total:	\$80,462	\$239,771	\$251,875	\$

Department of Human Services Organizational Chart



DEPARTMENT HEAD: James Cornwell-Shiel, Chief Information Officer

FISCAL YEAR: July 1, 2026 – June 30, 2027

PURPOSE: The Department of Information Technology provides infrastructure and support to other City Departments to support their efforts. To this end, the Department provides guidance, implementation services, maintenance, and support for the City's computer network, cloud assets, telecommunications, radio communications, cybersecurity, Geographic Information System (GIS), and related information systems.

RESPONSIBILITIES: Evaluation and installation of all hardware and software systems; investigation and planning of future hardware and software applications; daily operation and maintenance of the network and computer systems; management of consultant and hardware/software maintenance contracts; coordination of computer training; management of City-wide telecommunications systems, including land lines, wireless, and the city-wide public safety and business radio systems. Development and operation of the City's website, Intranet, and our Social Media connections. Management of the City's Geographic Information System, which includes all our Municipal layers, police dispatch mapping, along with the creation of printed maps.

STAFF:

- Chief Information Officer
- Assistant Director
- Senior Systems Engineer
- GIS Analyst
- Systems Technician
- Cybersecurity Analyst
- Support Manager
- Support Specialist (2)
- Junior Support Specialist
- Administrative Assistant
- Auxiliary Apprentice Support Specialist
- Volunteer IT Applications Consultant



FY2026 ACCOMPLISHMENTS:

- Provided comprehensive technology infrastructure and support for the successful opening of a new City facility.
- Expanded and enhanced security camera and access control system coverage across City parks and municipal facilities to improve safety and monitoring capabilities.
- Completed upgrades to multiple critical enterprise systems to improve performance, reliability, and security.

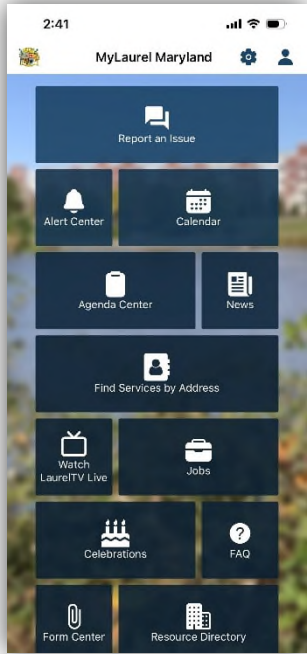
- Deployed Mobile Data Terminals (MDTs) and radio equipment to enhance communication and operational efficiency for law enforcement personnel.
- Modernized the Police Dispatch Center through technology upgrades to improve emergency response coordination and system reliability.
- Upgraded the Main Street public address/speaker system to enhance communication for community events and public notifications.

FY2027 GOALS:

- Implement a comprehensive data classification framework to strengthen data governance, security, and compliance.
- Enhance physical security infrastructure across City facilities, including access control and surveillance systems.
- Upgrade technology systems supporting the Emergency Operations Center (EOC) and Mobile Command Unit (MCU) to improve emergency preparedness and response capabilities.
- Continue modernization of City technology systems to improve service delivery, efficiency, and cybersecurity posture.
- Expand and upgrade the City’s fiber optic network to increase bandwidth, redundancy, and connectivity between facilities.
- Upgrade the Laurel Police Department (LPD) interview room with modern audio/video recording and evidence management technology.
- Modernize the Citywide radio communication system to ensure reliable, interoperable communication across departments and emergency services.

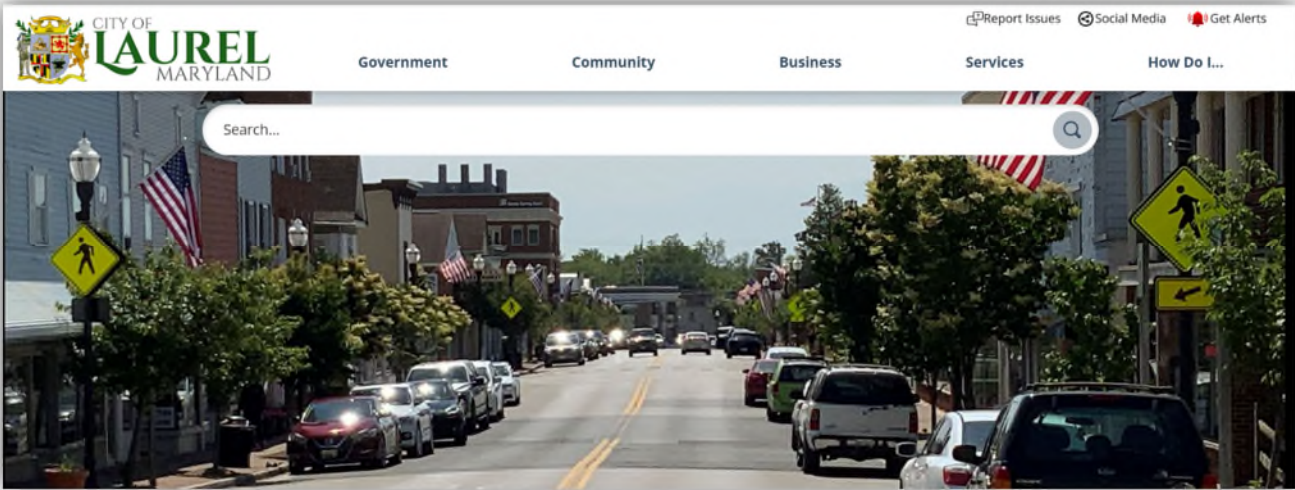
COMMITTEE ASSIGNMENTS:

- Mayor and City Council
- Emergency Services Commission
- Comcast Franchise Negotiating Team
- Verizon Franchise Negotiating Team
- Council of Governments Chief Information Officers
- Council of Governments Chief Information Security Officers
- Council of Governments Cybersecurity Regional Programmatic Working Group
- Prince George’s County INET Executive Committee
- Prince George’s County INET Technical Committee

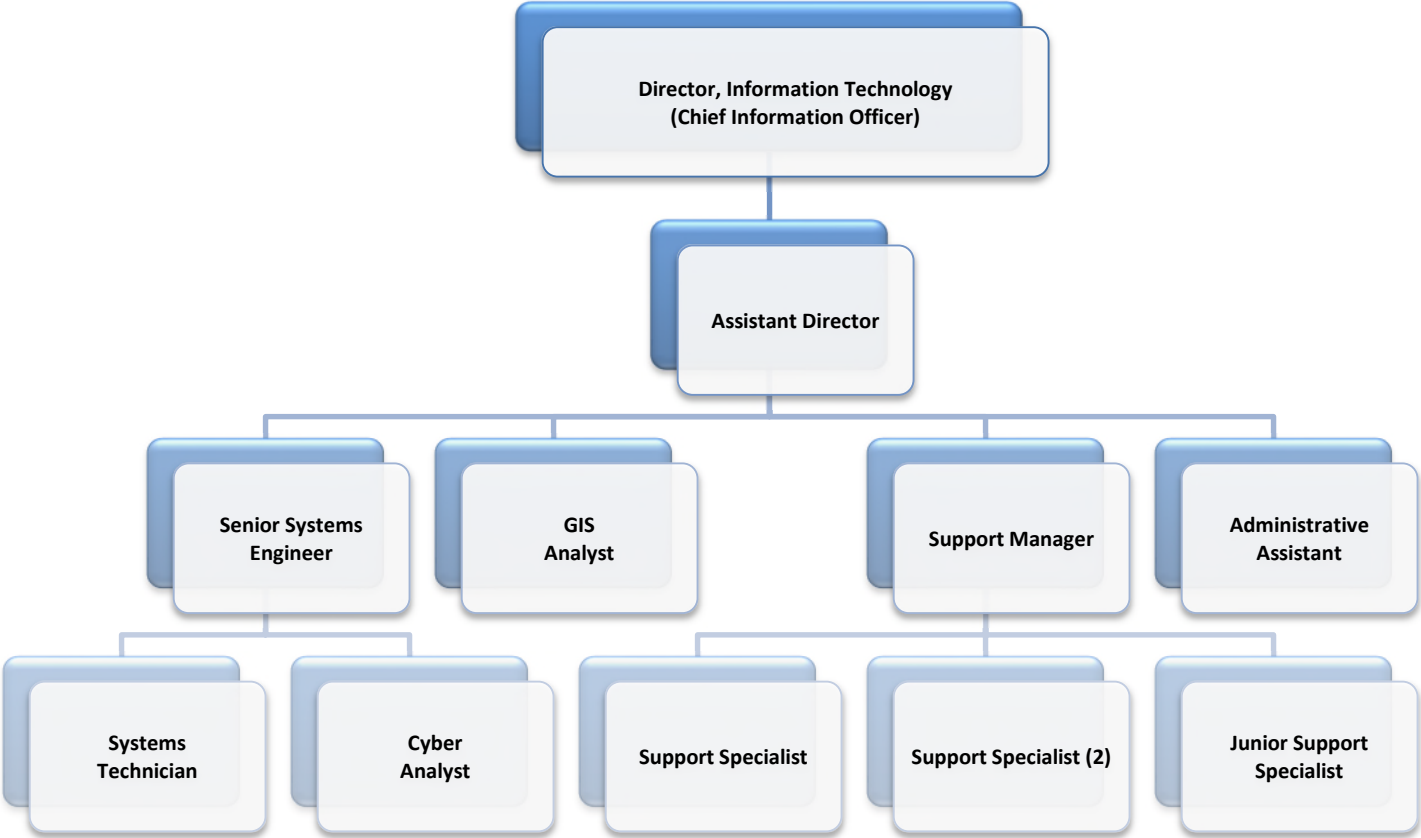


EXPENDITURES	ACTUAL FY2025	BUDGETED FY2026	PROPOSED FY2027	ADOPTED FY2027
Compensation	\$945,658	\$1,059,876	\$1,095,873	\$
Operating Expenses	\$1,644,091	\$1,857,417	\$2,460,915	\$
Capital Outlay	\$24,362	\$50,148	\$42,596	\$
Total:	\$2,614,111	\$2,967,441	\$3,599,384	\$


PERSONNEL	ACTUAL FY2025	BUDGETED FY2026	PROPOSED FY2027	ADOPTED FY2027
Full-Time	10	10	1	
Part-Time	0	1	0	
Auxiliary	1	0	0	
Volunteer	1	2	1	
Total:	12	12	12	



Department of Information and Technology Organizational Chart



Public Safety





Public Safety

The City of Laurel is committed to creating a safer and more resilient community, prioritizing the safety of our residents, businesses, and visitors. This effort is supported by three key Departments that form the foundation of our protective network: Emergency Management, the Laurel Police and Fire Marshal, and Permit Services.

While each Department serves a unique purpose, together they create a robust safety net:

Laurel Police Department: Protects the lives and property of the communities in Laurel through the use of law enforcement.
Fire Marshal and Permit Services: Responsible for the management and enforcement of the City's codes and ordinances from property to fire and life safety standards.

Emergency Management: Directs and coordinates the emergency preparedness, response, recovery, mitigation activities, functions for City government, and manages and coordinates the resources of the City during an event/emergency

Working together, we create a safer environment so our community can thrive.



DEPARTMENT HEAD: Russell E. Hamill, III – Chief of Police

FISCAL YEAR: July 1, 2026– June 30, 2027

PURPOSE: The purpose of the Police Department is to contribute to a high quality of life by maintaining a peaceful and safe community for all residents, visitors, and those who work within Laurel.

RESPONSIBILITIES: As the primary law enforcement agency in the City of Laurel, the responsibilities of the Laurel Police Department are to protect the lives and property of the communities in Laurel, to reduce the opportunity for individuals to commit criminal acts, and to investigate and apprehend persons suspected of criminal acts efficiently and effectively. The Laurel Police Department will work in partnership with all Federal, State, and local law enforcement agencies in meeting public safety challenges affecting our community and in maintaining public safety, tranquillity, and freedom. We will continue to work with our community to maintain a liveable city.

PROGRAMS:

DRUG ABUSE RESISTANCE EDUCATION /PROGRAM (D.A.R.E.): The Laurel Police Department assigns uniformed police officers to teach students in local elementary schools on how to resist pressure to use drugs and alcohol. Enhanced decision-making skills, peer pressure resistance, building self-esteem and proper attitude development are highlights of the fifteen (15) lesson D.A.R.E. program. Each year hundreds of students successfully complete and graduate from the D.A.R.E. program taught by Laurel Police Officers.

RIDE-ALONG PROGRAM: The Laurel Police Department’s Ride-Along Program provides opportunities for people to ride with a Laurel Police Officer during their tour of duty. The program fosters a better working relationship between residents and police.

EDUCATIONAL PROGRAMS: The Laurel Police Department presents many educational programs focusing on crime prevention, bicycle safety, drug abuse, child safety, residential and business security.

COMMUNITY-ORIENTED POLICING: Community-oriented Policing is a priority of the Laurel Police Department. It requires police to recognize differences in each community, provide customized services and necessitates the forming of partnerships and collaborating with other agencies and residents in problem solving. The development of proactive tactics, aimed at crime prevention and crime reduction, remain our Department’s primary goal by enhancing our officer training to include total Department participation.

COPS CAMP: The Laurel Police Department created Cops Camp for youth, an annual week-long program of classroom instruction and interaction with members of the Laurel Police Department. Additional activities include special field trips so participants can have the opportunity to see first-hand, their local government in action. In addition, participants spend a limited amount of time observing various

organizational units of the police department. The goal of Cops Camp is to create a forum, where the youth residing in the City of Laurel can become involved in learning about police service. Cops Camp is used as a tool to promote community policing and further educate our youth about the various aspects of law enforcement and good citizenship. While serving as an educational tool, the camp gives children an insight into law enforcement as a career choice and helps to build positive relationships.

CITIZENS POLICE ACADEMY: The Citizens Police Academy is a twelve-week training course, which instructs citizens on subjects such as Officer Safety, Criminal Law, CPR, Community-oriented Policing, Judgmental Shooting and more. Each class is comprised of members of the Laurel community including members of community churches, community groups, business organizations and residents. Since the program’s inception, several Citizen Police Academy sessions have been completed, with Laurel citizens successfully finishing the course work. The graduates have formed a Citizen Police Academy Alumni Association which assists at many community events.



DRONE: Over the course of the last year, the Laurel Police Department began to develop an Unmanned Aerial Vehicle (UAV) Program. To comply with regulatory requirements, we have one officer who has completed the licensing requirement for operating a UAV and have multiple officers working on completing the licensing requirements. The department also established a policy that is aligned with the noted best practices for this type of program. During a recent barricade incident, the inaugural operational flight of our new drone program occurred allowing for the UAV to safely clear the area and help ensure the suspect was contained to a specific location. We believe this operation instantly enhanced officer and community safety during the barricade and look forward to further operational deployments in the coming months.

ODMAPS: The Department has been participating in the Overdose Detection and Mapping Application Program. We are working with many of our public safety partners, to include the Laurel Volunteer Fire Department, Laurel Volunteer Rescue Squad and the Prince George’s County Fire and Emergency Services Department to capture both fatal and non-fatal opioid overdose events. This information now allows us to determine “hotspots” of opioid abuse within the city and adjust our deployment and enforcement activities to address the quality-of-life and criminal aspects of this issue most effectively and hopefully encourage some of those suffering from addiction into meaningful and successful treatment programs.

STAFF:

Sworn Personnel

- 1 - Chief of Police
- 1 - Deputy Chief
- 1 - Major
- 4 - Captains
- 8 - Sergeants
- 13 - Corporals
- 31 - Private First Classes
- 11 - Officers

Civilian Personnel

- 1 - Executive Assistant to the Chief
- 1 - Office Manager
- 1 - Administrative Assistant II
- 3 - Records Coordinators
- 2 - Chief Communications Specialists
- 2 - Communications Specialists I
- 2 - Communications Specialist II
- 4 - Communications Specialist Trainees
- 1 - Police Planner
- 1 - Service Supervisor
- 1 - Compliance Manager
- 1 - Property Custodian
- 1 - Public Relations Officer
- 1 - Animal Warden/Parking Enforcement Officer II
- 1 - Evidence Technician



The Laurel Police Department is a full-service law enforcement agency which is divided into five major organizational components. The Office of the Chief, Patrol Bureau, Investigative Bureau, Special Operations Bureau, and the Administrative Bureau.

The Chief of Police is the director of the Laurel Police Department and its highest-ranking member. The Chief is appointed by the Mayor and confirmed by City Council. The Chief is responsible for the overall planning and operation of the department. The Office of the Chief includes the Deputy Chief and Major as part of the Chief’s senior leadership team. It also includes an Office Manager who assists with all budget functions,

special projects, planning and development, and other duties assigned. The Major oversees Records, Communications, and the Evidence/Quartermaster function.

Each of the four bureaus of the department are managed by a captain and are described below:

The Patrol Bureau is the largest bureau of the department and is responsible for handling call for service, community policing, traffic management, k9 operations and the Animal Warden/Parking Enforcement.

The Investigative Bureau is comprised of detectives who follow-up on all violent felonies to include murder, rape, robbery sex crimes and aggravated assaults. They also are assigned property crimes such as burglary, fraud, and auto thefts. Additionally, there is a Community Action Team that provides an undercover option to address crime and disorder impacting the city. This Bureau also provides Crime Analysis so that the Chief can make effective staffing decisions.

The Administrative Bureau is mainly dedicated to Internal Affairs functions but is also responsible for policy development. The captain in charge of this bureau also works closely with Parks and Recreation personnel on facility issues.

The Special Operations Bureau oversees recruitment and retention. The speciality units that fall under this bureau are the Community Engagement Unit, Crisis Response Team, Health and Wellness, Honor Guard, and the Emergency Response Team (ERT).


FY2026 PERFORMANCE

Patrol Division:

- Calls for service including self-initiated calls **55,947**
- Adult arrests **432**
- Juvenile arrests **22**
- Civil Citations **3**
- Traffic citations **2032**
- Equipment repair orders **626**
- Warnings **3588**
- Parking citations **1936**

Ride A-longs

- Patrol conducted ten (10) ride a-longs in 2025



K-9 Unit

The Department’s K-9 Unit currently consists of 5 out of 6 certified teams. The 6th vacancy will be filled and the team is currently being certified. Once certified, the unit will be at full strength.

K-9 Unit Annual Statistics

- Perimeter support 4
- Drug Sniff 6
- Firearms Sniff 7
- Premise Check 17
- Track / Trail 3
- Buildings Searched 23
- Assisting Outside Agencies 2
- K-9 Demonstrations 7
- Article Searches 11
- K-9 Related arrests 2
- Patrol Assist 1



K-9 officers are:

- K-9 Jude (Patrol)
- K-9 Bodhi (Patrol/Gun detection)
- K-9 Zeke (Patrol/Narcotics)
- K-9 Jak (Patrol/Narcotics in training)
- K-9 Rigel (Patrol/Narcotics in training)

Emergency Response Team:

- Currently there are ten (10) team members and two (2) Tactical Perimeter Team Members.

Two team members attended and successfully completed a 3-week SWAT school in Harford County in 2024. The team responded to 8 total callouts in 2024.

Motor Unit:

Participated in the following 2026 Events:

- Special Olympics Torch Run escort
- Lead vehicle in all City parades, walks and 5k races

Honor Guard Unit:

- Participated in eight (8) details/events
- Currently eight (9) officers assigned to the unit



Special Olympics/Law Enforcement Torch Run:

- The Laurel Police Department raised a total of approximately \$4,000 for the Law Enforcement Torch Run for Special Olympics Maryland in 2025. Members participated in the Polar Bear Plunge as well as the Deep Creek Dunk. We also held our annual Torch Run in June.

COMMITTEE ASSIGNMENTS:

- City of Laurel Public Safety and Transportation Committee
- Chief's Citizen's Advisory Committee
- Chief's Business Advisory Board
- Faith-Based Advisory Board

PROFESSIONAL MEMBERSHIPS:

- Law Enforcement Information Network Exchange (LINX)
- Mid Atlantic-Great Lakes Organized Crime Law Enforcement Network (MAGLOCLLEN)
- Prince George's County Chiefs of Police Association
- Regional Information Sharing System National Network
- Maryland Association of Police Planners (MAPP)
- Maryland Municipal League, Police Executive Association (MML-PEA)
- Federal Bureau of Investigation National Associates Academy (FBINAA)
- Maryland Municipal League of Maryland
- Police Executive Research Forum (PERF)
- Maryland Chiefs of Police/Maryland Sheriff Association (MCPA / MSA)
- International Association of Chiefs of Police (IACP)

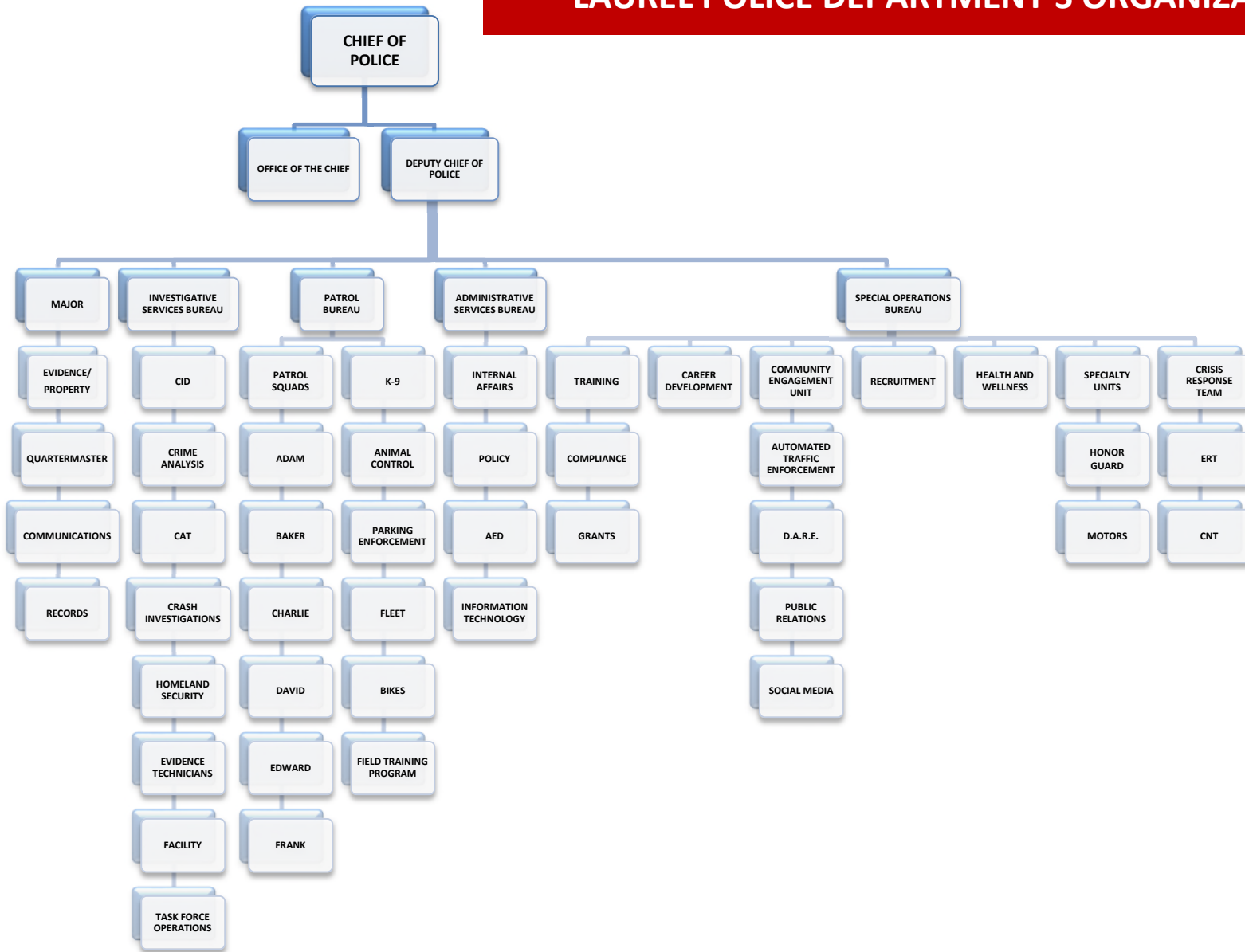


EXPENDITURES	ACTUAL FY2025	BUDGETED FY2026	PROPOSED FY2027	ADOPTED FY2027
Compensation	\$10,740,257	\$12,220,222	\$13,166,258	\$
Operating Expenses	\$1,859,022	\$2,024,579	\$2,154,845	\$
Capital Outlay	\$36,022	\$75,743	\$45,995	\$
Total:	\$12,635,301	\$14,320,544	\$15,367,098	\$

PERSONNEL	ACTUAL FY2025	BUDGETED FY2026	PROPOSED FY2027	ADOPTED FY2027
Sworn	70	70	70	
Civilian	22	23	24	
Total:	92	92	93	



LAUREL POLICE DEPARTMENT'S ORGANIZATIONAL CHART



DEPARTMENT HEAD: Danny W. Selby, Director

FISCAL YEAR: July 1, 2026 – June 30, 2027

PURPOSE: The Department of the Fire Marshal and Permit Services (FMPS) is divided into two Divisions who are responsible for the management and enforcement of the City’s codes and ordinances as it relates to wide range of areas, to include building and property standards, fire and life safety standards, rental housing licenses and permitting services. The Department is dedicated to providing exemplary customer service in the administration and enforcement of all adopted codes and ordinances. Also, the Department provides and manages a wide range of permits needed to ensure that proper procedures, standards, and requirements are enforced as dictated by applicable codes and ordinances. The Department provides a high degree of internal and external customer service through the use and enforcement of National Standards in Fire, Life Safety and International Building, Electrical, Mechanical and Property Codes.

RESPONSIBILITIES:

Fire and Building Code Enforcement Principles:

Proportionality: We base all enforcement decisions on evidence of non-compliance and in proportion with the consumer risk caused by the violation. This means relating enforcement activity to risk. When the law requires that risks should be controlled, so far as is reasonably practicable, the cost of the remedy, as well as the degree of risk, will be considered. In some cases, there are specific requirements in the law to take in account of the cost of the remedy.

Consistency: We take a consistent enforcement approach in similar circumstances. This does not mean uniformity of approach, but rather that a similar approach is taken in similar circumstances to achieve similar ends. Many variables are considered including: the scale of impact, the attitude and actions of the individuals, and the history of previous incidents. Decisions on enforcement action are a matter of professional judgment.

Transparency: This is important to maintain public confidence in the City’s ability to regulate. It means helping those regulated, and others, to understand what is expected of them and what they should expect from us. It also means making it clear why an inspector intends to, or has taken, enforcement action. We will clearly distinguish between legal requirements, and advice or guidance about what is desirable but not required by the City’s Codes or Ordinances.

Targeting: We take swift enforcement action to minimize citizen harm after thoroughly evaluating the evidence and considering mitigating or aggravating factors, and we administer the appropriate level of discipline to change behavior and deter future violations. This means making sure that inspections or actions are directed primarily to those activities which give rise to the most serious risks or where hazards are least well controlled. Routine inspections of businesses and dwellings in multiple occupancies are prioritized according to an assessment of the risk they pose.

Permit Management:

Permit Management provides a central repository for storing and tracking permit related data, including conditions, required tasks, renewal dates, and costs. Automatic notifications and scheduled inspections enable the right stakeholders to quickly identify and remediate compliance issues. Permit services include ensuring that all the steps within the permit process is handled professionally, effectively and meets the needs of our customers.

FY2026 PERFORMANCE: During FY2027, the Department has issued close to 832 (as of March 19, 2026) building, use and occupancy, and other required permits. The following information lists the permits issued through the permits and code enforcement program.

COMPLAINTS

Complaint Type	FY2025	FY2026 Year to Date (03/19/2026)
Total:	575	249

RENTAL LICENSING

For FY2025 Year to Date (03/19/2026)
Units Inspected 1,312

CONSTRUCTION INSPECTIONS

PERMIT TYPE	FY2025		FY2026 Year to Date (03/19/2026)	
	Issued	Inspected	Issued	Inspected
New Construction	85	85	79	65
Fences	55	55	41	8
Decks/Patios	90	90	57	33
Pools	0	0	0	0
Commercial Misc.	44	44	29	20

PERMIT TYPE	FY2025		FY2026 Year to Date (03/19/2026)	
	Issued	Inspected	Issued	Inspected
Additions	12	12	10	8
Demolition	1	1	1	1

CONSTRUCTION INSPECTIONS

PERMIT TYPE	Fiscal Year 2025		Fiscal Year 2026 Year to Date (03/19/2026)	
	Issued	Inspected	Issued	Inspected
Signs	17	17	20	16
Paving (Right-of-Way)	8	8	30	30
Tenant Improvements	12	12	6	6
Shed/Misc. Residential	13	13	15	15
Site Work	4	4	2	2
Grading/S&E Control	60	60	40	40
Use and Occupancy	114	114	127	127
Yard Sales	24	24	17	17
Electrical	92	92	280	280
Mechanical	80	80	78	78

PROGRAMS: The Department of the Fire Marshal and Permit Services (FMPS) participates in a wide range of programs that supports the Mayor and City Council’s initiatives, providing the highest level of service to the citizens, businesses, visitors and entire City of Laurel community. The FMPS’ program goals and objectives consist of establishing and implementing state-of-the-art electronic programs to enhance customer services through reliable, user friendly, and efficient services.

FMPS, along with the other City Departments, has identified, developed, and implemented several programs that provide easy access for both our external and internal customers when applying for a permit, scheduling inspections, and completing projects that adhered to the City’s codes and ordinances. These programs assist FMPS personnel in providing our customers with the highest level of services when requiring actions related to fire protection, life safety, building and property maintenance issues.

The FMPS inspection program includes single and multi-family residential properties, commercial businesses and buildings, day cares, schools, rental units, etc.

FMPS has several critical administrative programs and functions that provide direct support across the entire FMPS spectral of services. These include property file maintenance, permit processing, data entry, permit application tracking and notification of date and time requirements. Invoicing processes and record keeping along with maintaining an extensive data file system covering a multitude of FMPS services.

STAFF: The Current Staff of the Department includes:

- Director
- Fire Marshal
- Chief Building Official
- Permit Coordinator
- Electrical Inspector
- Plan Review Specialist (Auxiliary)
- Building Inspector II
- Building Inspector I
- Rental Inspector
- Code Enforcement Specialist II
- Code Enforcement Specialists I (2)
- Administrative Assistant I
- Auxiliary Code Enforcement Specialist (2)



FY2027 GOALS AND INITIATIVES: The Department of the Fire Marshal and Permit Services (FMPS) has conducted an extensive review and analysis of its programs and has established the following goals and initiatives for fiscal year 2025:

- Priority 1:** Develop a digital field inspection guide based on newly adopted building codes, standards and amendments.
- Priority 2:** Establish a user-friendly platform for engineers, architects, developers and citizens to access adopted building codes and standards.
- Priority 3:** Crosstrain existing staff in various trades and disciplines.

Priority 4: Host multi-generational fire safety events in the community.

COMMITTEE AND BOARD ASSIGNMENTS:

- Mayor and City Council of Laurel
- City of Laurel Emergency Services Commission
- State Fire Marshal’s Sub-Committee
- WMCOG Metro Fire Chief’s Committee

EXPENDITURES	ACTUAL FY2025	BUDGETED FY2026	PROPOSED FY2027	ADOPTED FY2027
Compensation	\$775,860	\$861,379	\$959,286	\$
Operating Expenses	\$36,987	\$41,770	\$54,035	\$
Capital Outlay	\$0	\$0	\$0	\$
Total:	\$812,847	\$903,149	\$1,013,321	\$

PERSONNEL	ACTUAL FY2025	BUDGETED FY2026	PROPOSED FY2027	ADOPTED FY2027
Full-time	10	11	13	
Auxiliary	0	2	2	
Total:	10	13	15	

Department of Fire Marshal and Permit Services Organizational Chart



DEPARTMENT HEAD: Christina L. Cornwell, Director

FISCAL YEAR: July 1, 2026 – June 30, 2027

PURPOSE: The Department of Emergency Management is a vital component for the City, ensuring that resources are effectively allocated to safeguard public safety, mitigate risks, and respond efficiently to unforeseen crises. Through a comprehensive approach—preparedness, response, and recovery—the department works to reduce risk, strengthen resilience, and ensure the City can act quickly and effectively during crises.

RESPONSIBILITIES: Our mission is to strengthen the City’s resilience by minimizing the loss of life, property, and critical assets during emergencies. The Department of Emergency Management accomplishes this by implementing clear, structured processes that focus on preventing disasters where possible, responding efficiently when emergencies occur, and facilitating rapid, effective recovery. Guided by this mission, the department provides a proactive, coordinated approach to all crises, ensuring the safety and well-being of residents, employees, and stakeholders. By continuously enhancing preparedness, response, and mitigation capabilities, we ensure the City responds effectively, manages resources efficiently, and minimizes the impacts during emergencies. The Director/Emergency Manager, appointed by the Mayor and acting with the approval of the City Administrator, is responsible for directing and coordinating all emergency management activities across the City. This includes preparedness planning, emergency response, disaster recovery, and mitigation initiatives. The Director/Emergency Manager also oversees the allocation and management of City resources during emergencies, ensuring compliance with policies, procedures, and legislation established by the Mayor and City Council.

STAFF:

- Director/Emergency Manager
- Assistant Director

FY2026 ACCOMPLISHMENTS:

Management and coordination of weather activities within the Emergency Operations Center.

- Conducted WebEOC training for Emergency Operations Center (EOC) Representatives.
- Successfully updated and received approval from the Maryland Department of Environment (MDE) for the Van Dusen Road Dam Plan.
- Updated Emergency Action Plans for all City facilities.



FY2027 GOALS:

- Enhance Emergency Operations Center (EOC) training.
- Create a more robust outreach program.
- Continue efforts to lower the Community Rating System (CRS) score.

COMMITTEE ASSIGNMENTS:

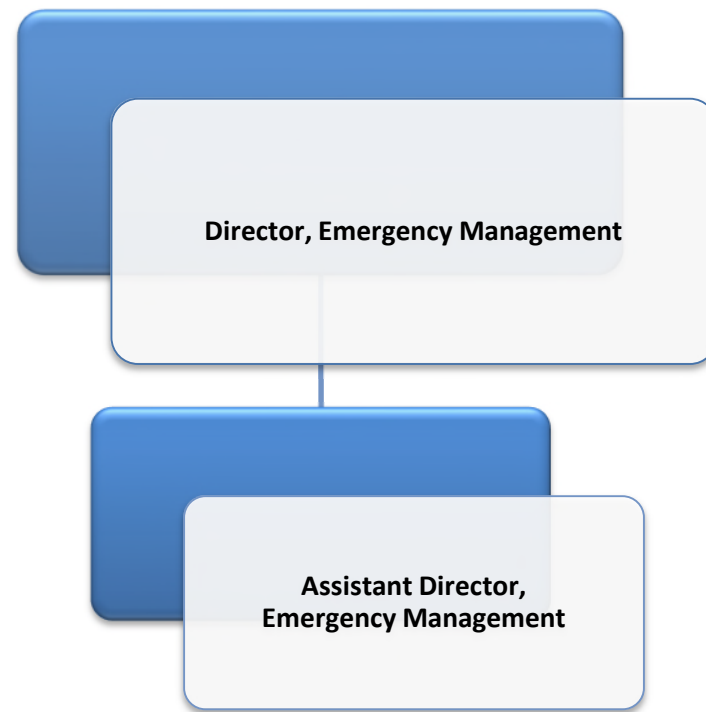
- Metropolitan Washington Council of Governments (COG) Emergency Managers Committee
- City of Laurel Emergency Services Commission
- Maryland Municipal League – Emergency Management Officials Department




EXPENDITURES	ACTUAL FY2025	BUDGETED FY2026	PROPOSED FY2027	ADOPTED FY2027
Compensation	\$178,042	\$229,932	\$242,422	\$
Operating Expenses	\$363,298	\$464,963	\$435,977	\$
Employee Benefits	\$4,002	\$6,050	\$5,500	\$
Capital Outlay	\$8,614	\$10,400	\$17,025	\$
Total:	\$553,956	\$711,345	\$700,924	\$

PERSONNEL	ACTUAL FY2025	BUDGETED FY2026	PROPOSED FY2027	ADOPTED FY2027
Full-time	0	2	2	
Part-time	0	0	0	
Total:	0	2	2	

Department of Emergency Management Organizational Chart



Public Works



DEPARTMENT HEAD: Tim Miller, Director

FISCAL YEAR: July 1, 2026 – June 30, 2027

PURPOSE: To provide a wide range of essential services including sanitation, recycling, composting, infrastructure, engineering, inspections and plan review, roadway and traffic management, right-of-way tree management and disaster mitigation and response to the citizens of Laurel.

RESPONSIBILITIES: The Department of Public Works (DPW) responsibility includes services such as residential and commercial refuse, composting and recycling collection, street and sidewalk maintenance and repair, street sweeping, snow removal, dam and storm drain maintenance, tree management, and traffic safety engineering solutions. Also, the effective management of the Capital Improvement Program which includes upgrading roads, sidewalks, curb and gutters, maintenance of the automotive fleet, snow and ice removal and quick and response to disasters and inclement weather damage and special events.

Service delivery includes routinely scheduled activities, seasonal, referral, special (on demand), and emergency activities. Department operations include:

- Administration
- Traffic Engineering
- Engineering Design Review
- Project Management
- Tree Management
- Contract Administration
- Project Inspection
- Snow Removal
- Street Maintenance
- Automotive Maintenance
- Refuse Collection and Disposal
- Recycling Collection and Disposal
- Compost Collection and Disposal
- Street Lighting
- Street Sweeper Operations
- Infrastructure Inspection and Reporting
- Special Events, i.e. Main Street Festival, Fourth of July and other events



STAFF: The FY2027 Budget provides for 48 positions.

FY2026 PERFORMANCE: Specific information and highlights on Department activities and accomplishments are provided in the budget descriptions for each activity area.

FY2027 GOALS AND INITIATIVES: Planned activities and new programs for FY2027 include enhancing the current City-provided trash, recycling and composting services, improvements to existing traffic signalization, the supervision of street construction projects funded by the CIP and the planning and engineering of future street construction projects, alley improvements, and expanded street maintenance activities. DPW will be reviewing transportation modalities, including pedestrian walkways, updates to the Laurel Bikeway Master Plan and signage upgrades on roads and bikeways. In addition to routine operations, the Street Maintenance Division will intensify its participation in street reconstruction projects, sidewalk repairs, pavement markings, storm drain reconstruction and litter collection. DPW will continue to study safety and traffic patterns on City roadways and implement parking and traffic calming strategies as warranted. Special programs also include Spring Clean-up, Leaf Collection, Electronics Recycling events and assistance provided to community events.

48 Personnel in Public Works, when it is fully staffed, are assigned to various activities within the Department. Employee hours allocated to each activity area are shown in the budget descriptions for each activity area.

PERSONNEL	ACTUAL FY2025	BUDGETED FY2026	PROPOSED FY2027	ADOPTED FY2027
Full-Time	48	48	48	
Part-Time	0	0	0	
Total:	48	48	48	

Public Works Employees Per Capita

Year	Population	Employees	Employees Per 1,000 of Population
2023	31,500*	43	1.37
2024	31,500*	45	1.43
2025	31,500*	48	1.52
2026	31,500*	48	1.52

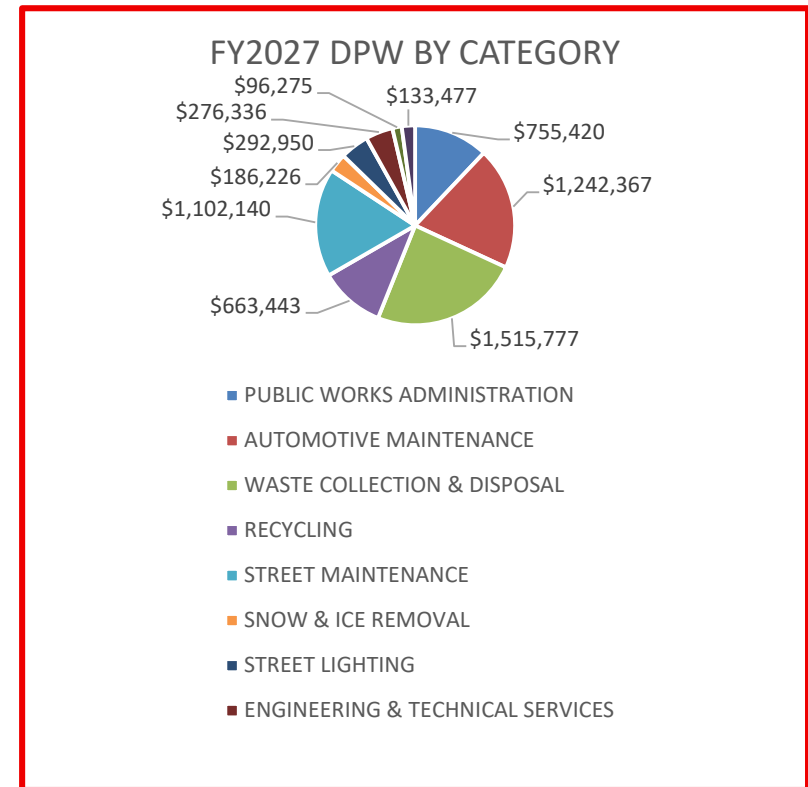
*Approximate

Budget Employee Hours

Year	Employee hours	Employee hours per capita
2023	89,180	2.83
2024	91,180	2.89
2025	97,240	3.09
2026	97,240	3.09

Department of Public Works Expenditures Total - \$6,264,411

FY2026 PUBLIC WORKS BY CATEGORY		
Public Works Administration	\$755,420	12.06%
Automotive Maintenance	\$1,242,367	19.83%
Waste Collection & Disposal	\$1,515,777	24.20%
Recycling	\$663,443	10.59%
Street Maintenance	\$1,102,140	17.59%
Snow & Ice Removal	\$186,226	2.97%
Street Lighting	\$292,950	4.68%
Engineering & Technical Services	\$276,336	4.41%
Traffic Engineering	\$96,275	1.54%
Tree Management	\$133,477	2.13%
Total:	\$6,264,411	100.00%



DEPARTMENT HEAD: Tim Miller, Director

FISCAL YEAR: July 1, 2026 – June 30, 2027

PURPOSE: To provide for the efficient administration and management of the Department of Public Works.

RESPONSIBILITIES: Primary functions and activities include personnel administration, purchasing, budgeting, maintaining records and preparing reports on financial, statistical, and performance matters; Capital Improvement Program (CIP) planning, Safety Compliance Office operations planning; and referral services. Administrative staff is also required to cover daily communications to include snow removal operations and report to the EOC as required. This division also serves as a clearinghouse for citizen requests and complaints concerning Department services and City maintenance needs and handles radio communications between the Department's base station and vehicle mobiles.

STAFF:

- Director
- Assistant Director
- City Engineer
- Chief Supervisor
- Safety Compliance Inspector
- Senior Administrative Assistant
- Administrative Assistant II
- Call Taker

FY2026 PERFORMANCE: The administrative staff handles the Department's clerical duties, which include monthly and special reports, maintaining the City's fleet records and petrochemical inventories and producing recycling and composting information handouts. The administrative staff monitors budgets, services, resident requests via MyLaurel MD app, CIP projects and contract activity. The administrative staff also manages all scheduling, fees and administrative components of the various residential and commercial recycling, composting and waste management programs for the City. The staff monitors and updates the Public Works webpage as needed. The Safety Compliance Office introduced and enhanced safety programs that reduced back up accidents and job-related hand injuries.

FY2027 GOALS AND INITIATIVES: During FY2027, the Department will continue to expand its recycling education program and will focus on providing necessary administrative support to improve the current recycling program and composting program, responding to, and managing SeeClickFix, streamlining compliance reporting, enhancing IT capabilities, and implementing updated Public Works codes. Public Works will also

continue to enhance and expand the City’s “Green Initiative” which includes Municipal Code updates and additional recycling requirements for commercial properties, working with communities to expand awareness of all the City’s recycling programs.

COMMITTEE ASSIGNMENTS:

- Laurel 4th of July Committee
- Maryland Municipal Public Works Officials Association
- Maryland Recyclers Network (MRN)
- Emergency Services Commission
- Public Safety and Transportation Committee
- American Public Works Association (APWA)
- Metropolitan Washington Council of Governments (MWCOG) Recycling Committee
- MWCOG National Capital Region Transportation Planning Board
- MWCOG Climate, Energy and Environmental Policy Committee
- Regional Transit Authority Board Member
- Bicycle and Pedestrian Citizens Advisory Committee

EXPENDITURES	ACTUAL FY2025	BUDGETED FY2026	PROPOSED FY2027	ADOPTED FY2027
Compensation	\$609,923	\$640,689	\$672,002	\$
Operating Expenses	\$58,474	\$84,224	\$83,418	\$
Capital Outlay	\$63	\$0	\$0	\$
Total:	\$668,460	\$724,913	\$755,420	\$

Department of Public Works – Automotive Maintenance - 410

DEPARTMENT HEAD: Tim Miller, Director

FISCAL YEAR: July 1, 2026 – June 30, 2027

PURPOSE: To provide for the management, maintenance, and repair of all City automotive equipment.

RESPONSIBILITIES: The Department’s Automotive Shop provides fleet maintenance as required for all City Departments, the Laurel Volunteer Fire Department, and Laurel Volunteer Rescue Squad. This Division’s responsibilities and capabilities include routine and preventive maintenance, brake work, engine overhauls, engine replacements, body work, tune-ups, electrical repairs, tire mounting and balancing, welding and specialized servicing of heavy equipment. Work previously performed by outside contractors (outfitting specialized equipment on new City vehicles, specialized markings of police vehicles, maintaining several of the fire department and rescue squad vehicles and some large vehicle transmission, engine repairs and replacement), is being handled by City staff at a significant savings to the City.



STAFF:

- Chief Supervisor
- Fleet Maintenance Supervisor
- Automotive Mechanic (3)

FY2026 PERFORMANCE: The Public Works Shop assumes primary maintenance responsibility for all equipment and preventive maintenance/repairs for the City’s fleet of 369 vehicles and special equipment, two (2) LVFD and two (2) LVRS vehicles.

FY2027 GOALS AND INITIATIVES: Maintain fleet tracking and data capturing software; Update the Preventive Maintenance Program for all City and ancillary vehicles. Continue to accelerate the fleet replacement cycle to modernize the fleet. DPW will continue to expand hybrid and electric vehicles into the City’s fleet. Fleet Maintenance will increase its capability to perform roadside and emergency service, when necessary, and will increase technical and training manhours to keep pace with more complex equipment.

EXPENDITURES	ACTUAL FY2025	BUDGETED FY2026	PROPOSED FY2027	ADOPTED FY2027
Compensation	\$441,316	\$460,662	\$450,915	\$
Operating Expenses	\$739,181	\$748,686	\$786,452	\$
Capital Outlay	\$4,616	\$5,000	\$5,000	\$
Total:	\$1,185,113	\$1,214,348	\$1,242,367	\$

DEPARTMENT HEAD: Tim Miller, Director

FISCAL YEAR: July 1, 2026 – June 30, 2027

PURPOSE: To provide for the health and sanitation of City residents and businesses by providing solid waste collection and disposal services.

RESPONSIBILITIES: Services provided under this budget include residential refuse collection, bulky trash pickup, commercial refuse collection and commercial special pickup.

STAFF: The budget provides for five (5) residential collection routes, a commercial collection route and special collections “on demand” or “by request.” This Division also uses about 1,000 hours of temporary personnel for peak work periods, vacation coverage, and the Spring Cleanup Program:

- Chief Supervisor
- Waste Management Supervisor
- Equipment Operator II (3)
- Laborer II (5)
- Laborer III (1)



FY2026 PERFORMANCE: The charts on the following page reflect calendar year data for previous years, and information through December 2025. In all cases concerning missed collections or service complaints, this Division attempts to collect the missed trash within 24 hours and/or to identify and correct service problems. The Department currently performs better than the national average for number of customers per route and tons collected per route. Also, the cost per residence (including overhead) is lower than area private collectors.

FY2027 GOALS AND INITIATIVES: In FY2026, the Department will continue to conduct a feasibility review to determine route increases and minimum operating crews due to the increase of developments and road miles needing maintenance. Litter patrols, street sweeping, and debris collections will be enhanced during this fiscal year and the Department will upgrade existing fleet with more up to date equipment and safety features; and increase training of personnel to better respond to an increase in population and requests for service.

RESIDENTIAL REFUSE COLLECTION	2023	2024	2025	2026
Number of Residences	6,500	6,650	6,650	6,650
Collections (Annual)	338,000	345,800	345,800	345,800
Tonnage Collected	4,617	4,675	4,874	4,708

BULKY TRASH COLLECTION	2023	2024	2025	2026
Number of Requests	2,467	2,169	2,093	2,059
Tonnage Collected	306	312	297	297

COMMERCIAL REFUSE COLLECTION	2023	2024	2025	2026
Number of Customers	254	257	256	250
Tonnage Collected	2,363	2,122	2,221	2,384
Commercial Special Pickups	87	140	95	131
Commercial Special Tonnage	21.75	35	23.75	32.75

EXPENDITURES	ACTUAL FY2025	BUDGETED FY2026	PROPOSED FY2027	ADOPTED FY2027
Compensation	\$662,785	\$674,329	\$778,271	\$
Operating Expenses	\$559,309	\$683,963	\$737,506	\$
Capital Outlay	\$0	\$0	\$0	\$
Total:	\$1,222,094	\$1,358,292	\$1,515,777	\$

DEPARTMENT HEAD: Tim Miller, Director

FISCAL YEAR: July 1, 2026 – June 30, 2027

PURPOSE: To provide recycling collection for single-family, multi-family and commercial properties.

RESPONSIBILITIES: Services provided under this budget include residential and commercial recycling programs for home electronics, yard debris and Christmas tree collection, tire recycling, CFL and fluorescent bulbs collection and recycling; organic composting; and household batteries, DVDs, CDs, paint, and heavy appliance collection and recycling.

STAFF: The budget provides for five (5) residential collection routes and one commercial collection route:

- Chief Supervisor
- Waste Management Supervisor
- Equipment Operator II (1)
- Equipment Operator I (3)
- Laborer II (7)

FY2026 PERFORMANCE:

The following chart reflects calendar year data from the previous years, and information from January 1, 2025, through December 31, 2025. Residential recycling also includes apartments and those businesses voluntarily participating in the program.



RESIDENTIAL RECYCLING	2021	2022	2023	2024	2025
Number of Residences	6,500	6,500	6,650	6,650	6,650
Tonnage Collected	1,070.69	1,214.42	1,236.95	1,312.18	1,332.03
Compost Collected (tons)	35.55	46.55	78.46	89.84	225.32
Tipping Fees Avoided (\$)	\$78,698	\$92,530	\$96,525	\$110,493	\$137,763*

* Based on tipping fee of \$88.46/ton (effective July 2025)

FY2027 GOALS AND INITIATIVES: The City-wide Residential Recycling Program is provided by the Recycling Collection and Disposal Division of the Department of Public Works. In FY2027, the Department plans to continue the expansion of the recycling program, by increasing available toters to support increased citizen participation, holding Electronics Recycling Events, as well as expand the Commercial Recycling Program by recruiting more City businesses into the program and highlighting those businesses on the City’s website. Additionally, the Department will work toward increasing residential participation through the City website, the Recycle Coach app, updates on Laurel TV and social media, expanding the new composting program, and providing larger residential carts (both 35-gallon and 65-gallon). The Division will also continue the yard waste recycling program which began in FY1996. The Department will continue the curbside Organics Recycling Program which began in July 2019 and became mandatory as of July 1st 2025. Education and outreach programs focused on the curbside organics collection will continue with a focus on residential, commercial, and educational institutions.

EXPENDITURES	ACTUAL FY2025	BUDGETED FY2026	PROPOSED FY2027	ADOPTED FY2027
Compensation	\$197,562	\$411,566	\$484,175	\$
Operating Expenses	\$95,690	\$150,825	\$149,268	\$
Capital Outlay	\$43,513	\$25,000	\$30,000	\$
Total:	\$336,765	\$587,391	\$663,443	\$

DEPARTMENT HEAD: Tim Miller, Director

FISCAL YEAR: July 1, 2026 – June 30, 2027

PURPOSE: To provide for the maintenance and upgrades to the City’s roadway, storm drainage systems, rights-of-way and alleys, which also entails providing services to State and County roadways within the City as requested and approved.

RESPONSIBILITIES: This budget provides for temporary and permanent street repairs, pavement crack sealing, roadway markings, traffic calming device installations, street and traffic sign maintenance, storm drain cleaning and maintenance, rights-of-way maintenance and cleaning. Also included are litter collection and the annual leaf collection programs.

STAFF: The various activities that are covered by street maintenance comprise the second largest area of activity by the Department. Many of the Department’s operations in this category are seasonal in nature. Peak manpower needs of this Division are met with the use of temporary personnel (approximately 250 employee hours):

- Chief Supervisor
- Street Maintenance Supervisor
- Crew Leader (1)
- Equipment Operator (2)
- Laborer III (1)
- Laborer II (4)

FY2026 PERFORMANCE: The figures shown on the following chart reflects work items and assignments completed for the 12-month period between January 1, 2025, through December 31, 2025.

WORK ITEM	2022	2023	2024	2025	2026
Temporary Patches (Tons) – DPW	7	2.8	1.2	5.49	4.5
Permanent Patches (Tons) – DPW	20.1	70.82	148.9	21.15	123.79
Stone (Alleys – Tons)	0	3.92	48.56	0	1.92
Storm Drain Reconstruction	0	0	0	0	0

FY2027 GOALS AND INITIATIVES: The Sidewalk Maintenance Program and the Street Maintenance Program is funded in FY2027.

Planned activities include a continuation of road patching activities to complement the City’s street reconstruction projects funded by the CIP, completing the next phase of the annual street surveys, including inspecting all crosswalks for ADA compliance. In addition, the Department works with local police agencies to provide road closures and traffic control for special events, detours as needed for inclement weather response and emergency, storm drain/street/roadway and sidewalk repair as situations dictate.

EXPENDITURES	ACTUAL FY2025	BUDGETED FY2026	PROPOSED FY2027	ADOPTED FY2027
Compensation	\$1,025,333	\$1,040,908	\$1,004,756	\$
Operating Expenses	\$31,021	\$98,384	\$91,884	\$
Capital Outlay	\$4,287	\$5,500	\$5,500	\$
Total:	\$1,060,641	\$1,144,792	\$1,102,140	\$



DEPARTMENT HEAD: Tim Miller, Director

FISCAL YEAR: July 1, 2026 – June 30, 2027

PURPOSE: To provide services to remove snow and ice accumulations on City streets.

RESPONSIBILITIES: In accordance with an annually revised Snow Emergency Plan, clearing operations are accomplished on a priority basis: snow emergency routes, hazardous locations, public facilities, side streets and drainage structures. Limited clearing services are provided to main roads in subdivisions with private streets.

STAFF: The budget provides for staffing during snow removal operations and provides a significant percentage of overtime expense for Department of Public Works employees and other City employees, as needed. For measurable storms, crew deployments may be substantial and minimally includes:

- Supervisor
- Regular Drivers (3)
- Mechanic
- Communications Clerk
- CDL Equipment Operators (6)

FY2026 PERFORMANCE: During the period of March 2025 through February 2026, we experienced 5 storms that required Department response. The storms were a combination of ice, sleet and snow. The total for snow and ice accumulation for the 2025-2026 season was 16 inches, which included 1.5 inches of ice. The total amount of salt used to combat icy conditions was 823 tons, plus 2750 lbs. of calcium chloride. The Department implemented the brine road pre-treating system and used a total of 30,000 gallons of brine. The Department is proud of its performance record in responding to and accomplishing prompt and effective snow and ice clearing. Department performance has long been recognized as among the best in the region. The City's salt dome has a storage capacity of 450 tons. This storage facility ensures adequate protection of salt during long-term storage and ensures that the environment of the area's watershed is protected.

FY2027 GOALS AND INITIATIVES: Service has been expanded to include new streets and subdivisions. The 2027 snow and ice removal budget is based on National Weather Service long-range forecasting, and other modelling software predictors. As a result, the City is prepared to combat and mitigate the effects of five (5) 12-hour winter storms with a total accumulation of about 18-25 inches during the 2026-2027 season.

EXPENDITURES	ACTUAL FY2025	BUDGETED FY2026	PROPOSED FY2027	ADOPTED FY2027
Compensation	\$8,139	\$33,655	\$33,726	\$
Operating Expenses	\$104,701	\$152,500	\$152,500	\$
Capital Outlay	\$6,850	\$0	\$0	\$
Total:	\$119,690	\$186,155	\$186,266	\$



DEPARTMENT HEAD: Tim Miller, Director

FISCAL YEAR: July 1, 2026 – June 30, 2027

PURPOSE: The City's Street lighting budget is designed to provide well-lit streets throughout the City, improve vehicular traffic safety and contribute to pedestrian friendly and safe sidewalks. The majority of the City's street lighting fixtures are maintained by the Baltimore Gas and Electric Company (BGE) for which the City pays a monthly fee. There are approximately 1,758 streetlights in the City, the bulk of which are maintained by BGE, approximately 126 lighting fixtures are maintained by the Department of Public Works. For request of more street lighting in private developments, the Department will work with the private entity to perform a street lighting study to ensure minimum street and sidewalk lighting safety compliance.

FY2026 PERFORMANCE: The Department continues to convert mercury vapor streetlights and high-pressure sodium throughout the City to LED bulbs. This Department also performs periodical streetlight level testing and uses the CIP to install new or updated lighting, as required through BGE or private contractors. New developments will be required to install LED lighting. In July of 2025, 107 streetlights were upgraded to LED fixtures throughout the City.

FY2027 GOALS AND INITIATIVES: The use and conversion to LED lighting is planned to continue. LED lights provide more light per dollar than other types. New subdivisions are required to provide LED street lighting. These lights are then brought into the City's program for maintenance and utility expense. Design review and assistance for new street lighting systems are provided by Public Works Engineering and Technical Services Division.



Total Street Light Fixtures			
2022	2023	2024	2025
1,717	1,755	1,755	1,755

EXPENDITURES	ACTUAL FY2025	BUDGETED FY2026	PROPOSED FY2027	ADOPTED FY2027
Compensation	\$0	\$0	\$0	\$
Operating Expenses	\$303,585	\$284,160	\$292,950	\$
Capital Outlay	\$0	\$0	\$0	\$
Total:	\$303,585	\$284,160	\$292,950	\$



DEPARTMENT HEAD: Tim Miller, Director

FISCAL YEAR: July 1, 2026 – June 30, 2027

PURPOSE: To provide for the efficient management and administration of special construction/engineering projects, including the CIP. This budget also funds consultant engineering.

RESPONSIBILITIES: The Engineering and Technical Services Division plans, coordinates, inspects and supervises Department and CIP construction projects performed by contractors, Department personnel and other City staff. This Division is also responsible for monitoring, coordinating and inspecting construction by developers and public utilities within public rights-of-way. The Engineering and Technical Services Division also assists the Department of Economic and Community Development in reviewing development plans to evaluate their impact on City facilities and services.

Additionally, this Division prepares the applications for grants applicable to the CIP and administers those contracts.

This Division also provides technical information and reports to the general public and other agencies based on data obtained from traffic studies, sound level surveys and other research projects by City Staff and outside consultants.

STAFF:

- Assistant Director
- City Engineer
- Project Inspector I (2)

FY2026 PERFORMANCE: The Engineering and Technical Services staff supervised the installation of 20,277 square feet of sidewalk, 1,657 linear feet of curb and gutter, under various CIP Projects. Inspections were provided for over 2,500 tons of asphalt (including all asphalt inspected by City staff); and coordinated and provide project inspection and oversight of several ongoing projects including new subdivision developments and traffic and street design upgrades.

Shown below are recorded service requests and key activities of the EATS Staff:

PROJECT DIVISION ACTIVITIES	YEAR END 12/31/24	YEAR END 12/31/25
Miss Utility Ticket Reviews	3,005	3,101
Underground Utility Markings	147	208
Complaint Investigations (Public Stuff Tickets)	17	31
Right-of-Way Inspections	76	42
Lighting Survey	3,516	3,516
Development Plan & Permit Review	45	24
Traffic Counts	15	13
CONSTRUCTION DIVISION ACTIVITIES	YEAR END 12/31/24	YEAR END 12/31/25
Sidewalk & ADA Ramp (Square Yards)	2,865	2,253
Curb & Gutter (Linear Feet)	3,016	1,657
Asphalt Overlay (Tons)	1,880	2,500
Asphalt Base Patch (Square Yards)	55	45

FY2027 GOALS AND INITIATIVES:

Projects and activities planned for FY2027 include:

- CIP planning and document preparation.
- Assist Park and Facility improvement programs as outlined in the CIP.
- Street improvement programs as outlined in the CIP.
- Traffic studies at selected locations.
- Light level monitoring and lighting survey at controlled sites.
- Engineering for future street improvement programs to include redesign of Van Dusen Road & redesign of Main Street updates and renovations.
- Construction inspection at new developments and City Projects.
- Assist with acquisition of data for GIS system.

- Coordination with State agencies for joint projects.
- In-house Traffic Safety Improvements.
- Review off-site infrastructure improvements related to development.

EXPENDITURES	ACTUAL FY2025	BUDGETED FY2026	PROPOSED FY2027	ADOPTED FY2027
Compensation	\$154,478	\$246,223	\$258,686	\$
Operating Expenses	\$6,882	\$16,750	\$16,750	\$
Capital Outlay	\$0	\$900	\$900	\$
Total:	\$161,360	\$263,873	\$276,336	\$



DEPARTMENT HEAD: Tim Miller, Director

FISCAL YEAR: July 1, 2026 – June 30, 2027

PURPOSE: To provide for the safe use of the City’s public rights-of-way by both motorists and pedestrians.

RESPONSIBILITIES: The Department of Public Works participates with the Police Department, the Department of Economic and Community Development, Public Safety and Transportation Committee, State Highway Administration and the Prince George’s County Department of Public Works and Transportation in reviewing traffic problems and developments having an impact on traffic in and around the City.

The Department is responsible for traffic engineering, installation and repair of traffic control signs and signals, pavement markings and lettering, operation, and maintenance of traffic counters for studies and for inspecting and correcting hazardous conditions.

The Department maintains traffic signals at eleven (11) intersections. During the past few years, the Department completed the conversion of the City traffic signal operations from loop detection to video activation. All of the signals are now LED-style lighting, which reduces maintenance and utility costs to the City. Also, the City has completed all Pedestrian Crossing countdown systems at the eleven (11) signals. For safety enhancements along Main Street, the City has improved sight distance at various intersections, Rapid Rectangular Flashing Beacons, Speed Radar Signs, Low Bridge Signs and LED Stop Signs are placed in various areas around town. The Department continues to update systems with new technologies as they become available.

STAFF: Traffic safety planning and special projects are handled by the Department’s project and administrative staff. Maintenance activities are accomplished on a periodic basis by service maintenance personnel, with some assistance from contractors.

- Crew Leader
- Equipment Operator (2)
- Laborer II (2)

Sign Installations/Repairs (for the year ending February 28th)				
2022	2023	2024	2025	2026
337	226	317	301	322

FY2026 PERFORMANCE: Line striping activities include crosswalk maintenance and inspection, parking lot markings, and traffic lane markings on City-maintained roadways. Each year, the Department studies the possible need for future traffic signals on an as needed basis.

FY2027 GOALS AND INITIATIVES: The City anticipates increased activity and monitoring during this year, with the possibility of new streets coming online in the fourth quarter of the year due to numerous developments in the design, permit and building stages.

EXPENDITURES	ACTUAL FY2025	BUDGETED FY2026	PROPOSED FY2027	ADOPTED FY2027
Compensation	\$8,336	\$99,229	\$0	\$
Operating Expenses	\$79,198	\$95,575	\$96,275	\$
Capital Outlay	\$0	\$0	\$0	\$
Total:	\$87,534	\$194,804	\$96,275	\$



DEPARTMENT HEAD: Tim Miller, Director

FISCAL YEAR: July 1, 2026 – June 30, 2027

PURPOSE: To provide for the care and maintenance of the City's Urban Forest; to maintain aesthetically pleasing streetscape; to assure the safe passage of pedestrian and vehicular traffic and to foster tree planting and maintenance programs for roadside and private trees and continue to be a part of Tree City USA.

RESPONSIBILITIES: This budget provides for tree removal work, tree trimming, the clearing of limbs and trees felled by storms, the replacement of trees lost due to natural causes and the planting of new trees in an effort to increase our urban forest.

STAFF: Department personnel perform routine trimming and pruning to remove dead limbs, obstructions along sidewalks and streets and branches obscuring street and traffic signs. The removal of dead or diseased trees is accomplished by using both outside contractors and DPW Staff. The Department's activities include emergency response to remove trees and limbs felled as the result of severe storms, new and replacement plantings, as well as inspection and annual pruning.

- Crew Leader I (1)
- Equipment Operator I (1)
- Laborer II (1)

FY2026 PERFORMANCE: During the year ending December 31, 2025, the Department sent 14 letters to residents with more than thirty-seven (37) new trees planted and removed along with stump removal and 325 trees trimmed in the City rights-of-way. Department personnel have gained valuable experience in tree management and are providing a greater variety of services including new tree plantings and stump grinding. In past years, the Department has responded to hundreds of requests for trees down and emergency removal due to storms that swept through Laurel. The Department has personnel trained, equipped and ready to provide these emergency services when needed.

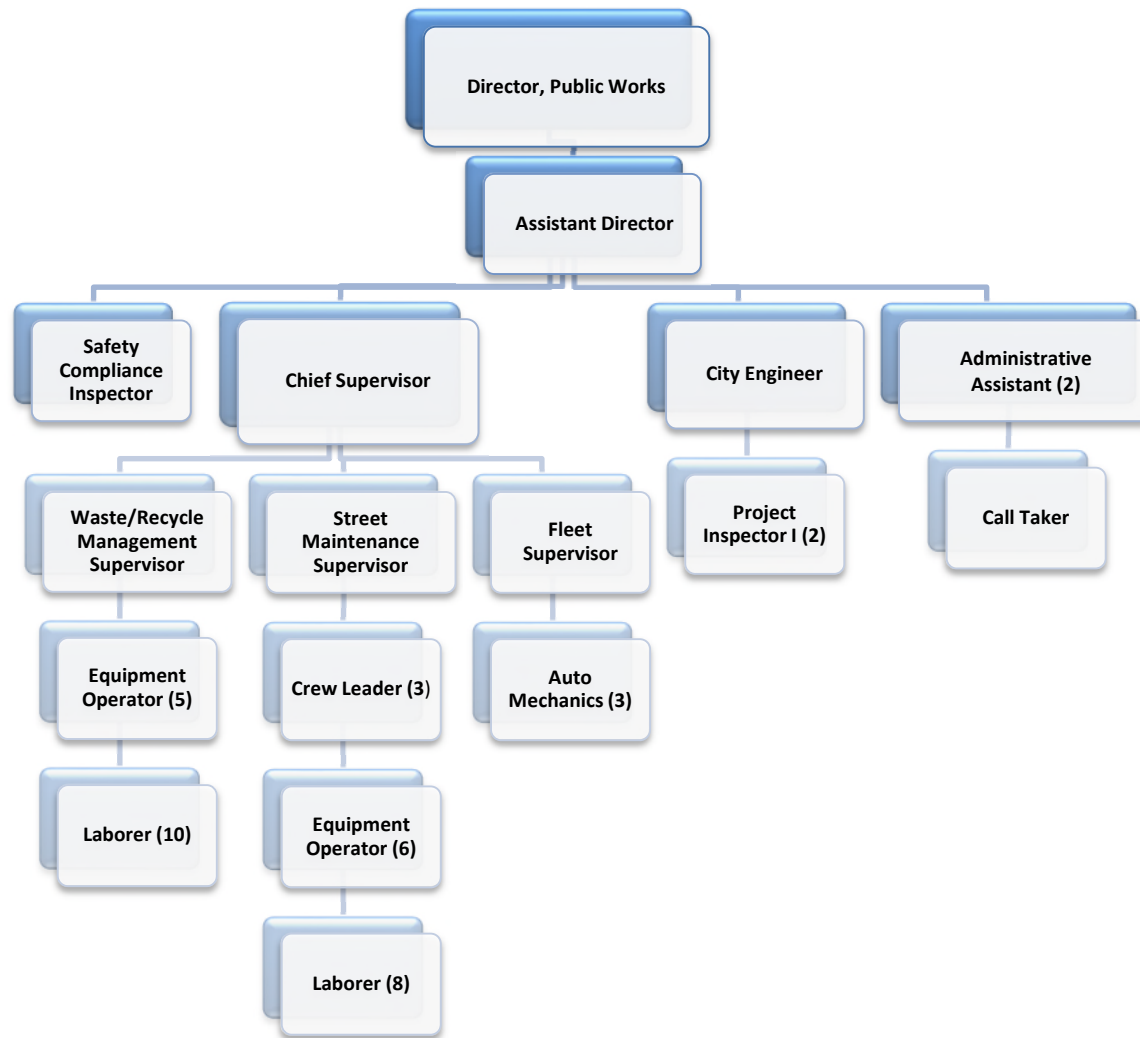
FY2027 GOALS AND INITIATIVES: The removal of diseased or damaged trees is determined by citizen requests and regular inspections by this Department's staff as well as an outside certified arborist. The Maryland Forestry Department provides inspections and permits for removals and new plantings when warranted. The Department occasionally participates with citizens and civic groups in tree planting efforts. A limited tree-planting program is planned for FY2027. A Municipal Tree Survey, conducted in cooperation with the Maryland Department of Natural Resources, was accomplished at no expense to the City in 1987 and continues to be used as historic data for an inventory of all City trees. This Department has transplanted and maintains several trees that are certified offspring of the official State Tree, the Wye Oak. Two (2) of these trees are located at Saratoga Avenue and Laurel Lakes Court. Additional Wye Oak offspring were obtained in 1993. Six (6) of these were planted in the Granville

Gude Park and one (1) at the Laurel Municipal Pool. The City's Street tree inventory is anticipated to increase in FY2027 due to infill developments and annexations. Additional trees will be added as new developments are accepted.

EXPENDITURES	ACTUAL FY2025	BUDGETED FY2026	PROPOSED FY2027	ADOPTED FY2027
Compensation	\$94,863	\$78,617	\$107,102	\$
Operating Expenses	\$3,264	\$14,005	\$25,195	\$
Capital Outlay	\$766	\$1,180	\$1,180	\$
Total:	\$98,893	\$93,802	\$133,477	\$



Department of Public Works Organizational Chart



Parks and Recreation Programs





City of Laurel FY2027 Operating Budget and Capital Improvement Program

Parks and Recreation Programs

The City of Laurel's Department of Parks and Recreation is a full-service agency offering recreation programs and services throughout seven facilities and seventeen park sites encompassing over 288 acres of parkland. The Department is in the business of creating memories and making life worth living. Swimming at one of the City Pools with your family, fishing along the Patuxent River, working out in a fitness room in one of our community centers, enjoying a family gathering at the Greenview Drive Cabana, jogging through Riverfront Park, digging out a triple in softball and volunteering to help beautify a park are just a few of the many activities you and your family can enjoy in Laurel.

The individual, community, economic and environmental benefits of parks and recreation opportunities to the City are innumerable. The Department provides opportunities for living, learning and leading full and productive lives as well as avenues to experience purpose, pleasure, health and well-being. Programs offered by the Department are essential for creating opportunities to interact with families, work groups, neighbors, communities as well as the world. The Department provides and preserves parks and open space, which enhances the desirability of an area as well as contributing to the health and safety of its inhabitants. This commitment toward preservation is not merely an expenditure, but an investment in the future for the viability of people and places.



Benefits of a Parks and Recreation Department

INDIVIDUAL BENEFITS

- Live longer
- Reduces the risk of stress-related disease
- Increases self-esteem and self-reliance
- Feeling of safety and security
- Sense of social belonging
- Eliminates boredom and loneliness
- Creates balance between work and play
- Life satisfaction
- Psychological well-being

ECONOMIC BENEFITS

- Increases tourism
- Enhances land and property value
- Business retention
- Revenue generator
- Self-supporting programs
- Reduces vandalism and crime
- Reduces healthcare costs
- Productive workforce

COMMUNITY BENEFITS

- Reduces crime, substance abuse and delinquency
- Connects families
- Enhances ethnic and cultural understanding, harmony and tolerance
- Provides outlets for conflict resolution
- Supports youth
- Offers lifelines for elderly
- Provides sense of “community”

ENVIRONMENTAL BENEFITS

- Clean water! Clean air!
- Preserves wildlife
- Reduces pollution
- Protects ecosystem
- Place to enjoy nature’s beauty
- Enhances community pride
- Provides valuable open space
- Catalyst for relocation

MISSION STATEMENT

To establish, maintain and operate a comprehensive program for parks and recreation and to ensure the delivery of a variety of leisure services and facilities that enhance and enrich the quality of life for the citizens and residents of the City of Laurel.

DEPARTMENT OF PARKS AND RECREATION PROGRAM AREA GOALS

Administration - To provide for the effective administration of the Department’s various functions; for the planning, design and management of facilities and parks; and for the planning, supervision and evaluation of recreational and leisure programs and activities.

Recreation - To provide a variety of quality recreational and leisure services utilizing all facilities, both indoor and outdoor, to meet the needs of the City’s residents of all ages.

Laurel Municipal & Greenview Drive Pool Complexes - To provide public aquatic facilities that offers both structured and non-structured programs and activities for all age groups.

Robert J. DiPietro Community Center Programs - To provide a variety of quality recreational and leisure services both structured and non-structured, to meet the needs of the City’s residents.

Laurel Armory-Anderson and Murphy Community Center Programs - To provide a variety of quality recreational and leisure services both structured and non- structured, to meet the needs of the City’s residents.

Granville Gude Lakehouse - To provide a public facility that offers both structured and non-structured programs and activities within a natural park setting.

Senior Services - To provide for, and promote, senior adult services and activities that respond to their diverse needs and interests, enhance their dignity, support their independence, and encourage their involvement in and with the Laurel Community.



Facility Admission Calendar Year 2025

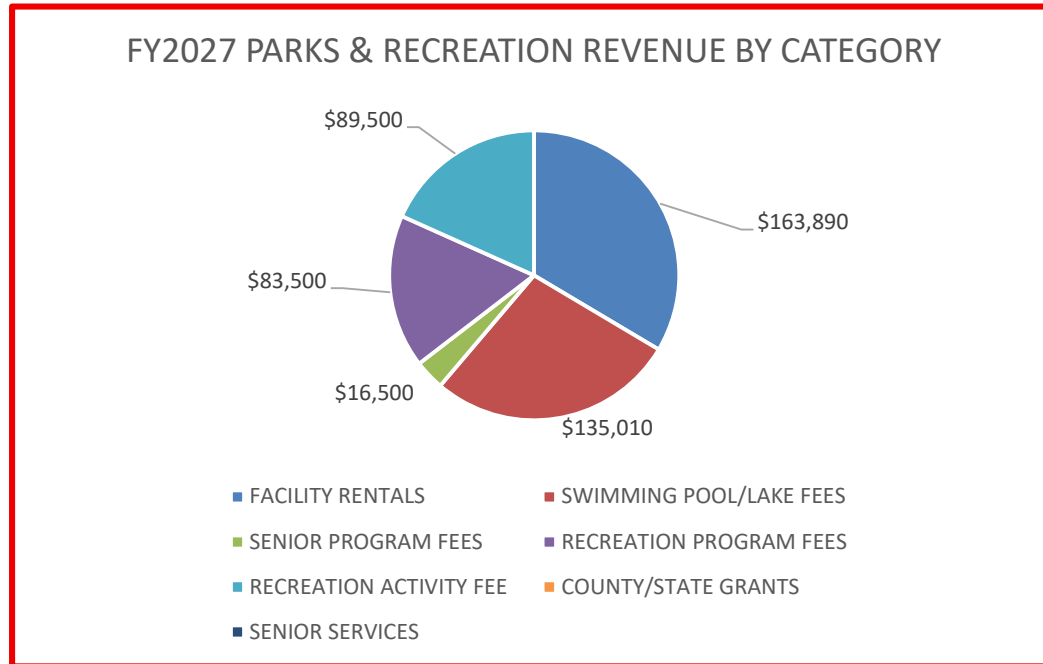
FACILITY	NUMBER OF VISITS
Laurel Municipal Pool & Greenview Drive Pool Complex	20,082
Daily Admissions – LMP	13,859
GDP	6223
Season Pass card scans/holders- LMP	1535/285
GDP	497/173
Robert J. DiPietro Community Center & Armory Community Center	
Daily Admission-RJDCC	4169
Daily Admissions-LAAMCC	1657
Passes scanned-RJDCC	5092/327
Passes scanned-LAAMCC	4255/296
After School Drop In-RJDCC	2328/168
After School Drop In-LAAMCC	1165/114

Program Participation Calendar Year 2025

PROGRAM	NUMBER OF PROGRAMS	NUMBER OF PARTICIPANTS
Senior Classes, Events and Trips	265	1052
Senior Van Transportation	N/A.	46 PASSENGERS
Youth, Teen and Adult Classes	Programs Offered 10	524
Youth, Teen and Adult Drop in		
Special Events	25	1851
Camps	3	722
Preschool Classes	2	95
Youth Sports Alliance	4	
Adult Leagues	0	
Swim Lessons	20 Classes Offered	112
Water Aerobics/Zumba	Drop-In Sessions-43	293
Swim Team	1	36
Weekend Teen Club	46 Weeks	622(Duplicating)
Yu-Gi-Oh	N/A	100
Teen Outdoor Club Adult & Family Trips	Trips -19/16	142
Pool Daily Attendance Combined	Days	11,300
Laurel Municipal	99	5,307
Greenview Drive	99	8948 Total Scans
Pool Pass Attendance	577 Cards Issued	1767 Scans
Laurel Municipal	262 Clients	-
Greenview Drive	171 Clients	-
Camp Admissions – Pools	*Not Including LPR Camps -0	LMP/GV -0
Lakehouse Boat Rentals	-	270 Rentals
Dog Park Memberships	39 Members	39 Sold
Community Garden	48	48 Plots sold

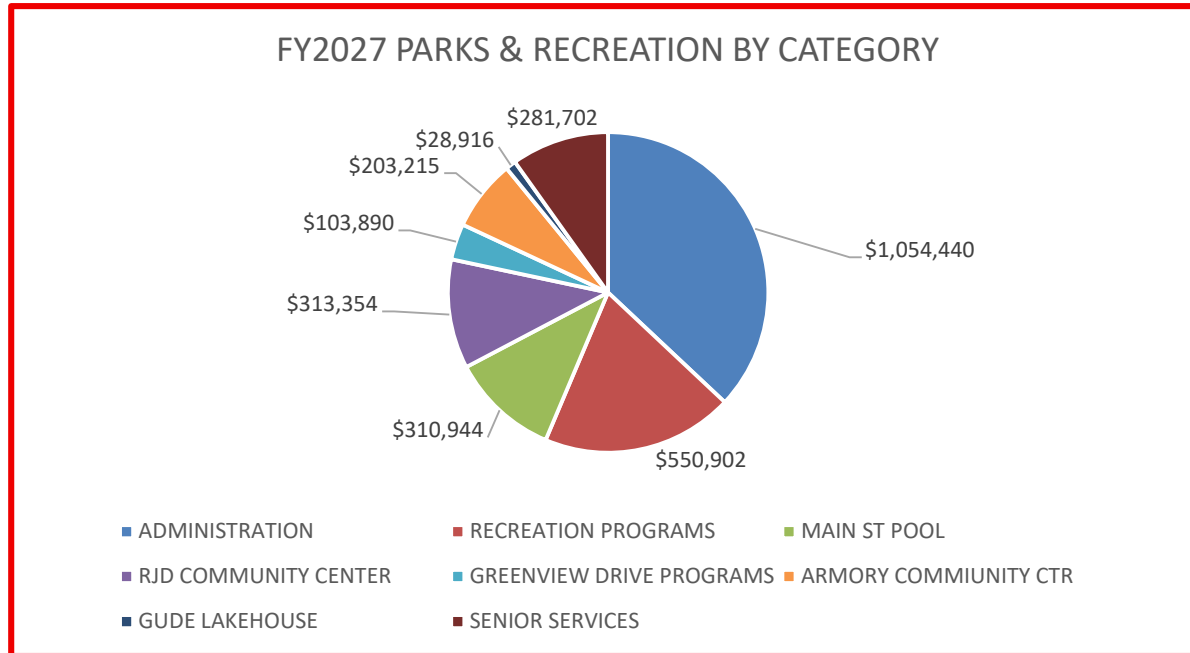
Parks and Recreation Revenues Total – \$488,400

FY2027 REVENUES BY CATEGORY		
Facility Rentals	\$163,890	33.56%
Swimming Pool/Lake Fees	\$135,010	27.64%
Senior Program Fees	\$16,500	3.38%
Recreation Program Fees	\$83,500	17.09%
Recreation Activity Fee	\$89,500	18.33%
County/State Grants		0.00%
Senior Services		0.00%
Total:	\$488,400	100%



Parks and Recreation Programs Expenditures Total – \$2,847,363

FY2027 PROGRAMS EXPENDITURES BY CATEGORY		
Administration	\$1,054,440	37.03%
Recreation Programs	\$550,902	19.35%
Main Street Pool	\$310,944	10.92%
Robert J. DiPietro Community Center	\$313,354	11.01%
Greenview Drive Programs	\$103,890	3.65%
Armory Community Center	\$203,215	7.14%
Gude Lakehouse	\$28,916	1.01%
Senior Services	\$281,702	9.89%
TOTAL:	\$2,847,363	100.00%



Parks and Recreation Maintenance Expenditures Total – \$2,660,937

FY2027 MAINTENANCE EXPENDITURES BY CATEGORY		
Grounds Maintenance	\$892,114	33.53%
Joseph R. Robison Laurel Municipal Center	\$204,250	7.68%
Department of Public Works Facility	\$156,034	5.86%
Robert J. DiPietro Community Center	\$170,069	6.39%
Armory Community Center	\$124,950	4.70%
Laurel Museum	\$17,245	0.65%
Gude Lakehouse	\$38,250	1.44%
Main Street Pool	\$90,720	3.41%
Barkman-Kaiser Laurel Police Department Facility	\$343,772	12.92%
Greenview Drive Recreation Complex	\$54,155	2.04%
Parks and Recreation Maintenance Facility	\$53,520	2.01%
Gude House	\$72,703	2.73%
Craig A. Moe Laurel Multiservice Center	\$264,259	9.93%
114 Lafayette Avenue	\$47,100	1.77%
122 Lafayette Avenue	\$131,796	4.94%
TOTAL:	\$2,660,937	100.00%



DEPARTMENT HEAD: William Bailey, Director

FISCAL YEAR: July 1, 2026– June 30, 2027

PURPOSE: To provide for the effective administration of the Department’s various functions; for the planning, design and maintenance of facilities and parks; and for the planning, supervision, and evaluation of recreational and leisure activities.

RESPONSIBILITIES: Included within the scope of responsibilities of the Department of Parks and Recreation are several major areas. These areas include: direct leadership and supervision of programs for all age groups; administration of all parks and recreation-related projects within the Capital Improvement Program (CIP); subdivision and site review of recreational amenities and landscaping plans; administration of the Laurel Municipal Pool, Greenview Drive Pool Complex, Robert J. DiPietro Community Center, Laurel Armory Anderson-Murphy Community Center, the Gymnasium at the Craig A. Moe Laurel Multiservice Center, the Mansion and the Lakehouse at Granville Gude Park; and acquisition and development of park land, open space and stream valleys.

STAFF:

- Director
- Deputy Director
- Office Manager
- Facilities and Grounds Chief
- Building Services Supervisor
- Administrative Assistant II
- Administrative Assistant I

FY2026 PERFORMANCE: The administrative staff handle the day-to-day operations of the Department. The administrative staff handles phone calls for the Department, manages all facility and park rentals, dog park passes, and reconciles the daily deposits for the two (2) recreational facilities and seasonal facilities. Staff is also responsible for the payroll and administrative accountability.

COMMITTEE ASSIGNMENTS:

- City of Laurel Parks and Recreation Citizens Advisory
- City of Laurel Tree Board
- City of Laurel Youth Services Commission
- City of Laurel Arts Council
- Environmental Affairs Committee

The **Parks and Recreation Citizens Advisory Committee** provides recommendations and advisory services to the Mayor and City Council of Laurel on matters relating to parks and recreational services; cooperates with other governmental agencies, civic groups and other organizations in advancing sound parks and recreational planning and programming; and reports on the recreation needs of the citizens of Laurel.

The **Tree Board** promotes the care and preservation of trees as a valued natural resource. Educational programs are being developed to make city residence aware of the benefits of trees. The City of Laurel recently received the prestigious Tree City USA Award for the 31 consecutive year and has also received the PLANT Award as recognition for communities who care for their trees.

The **Environmental Affairs Committee** partners with the Department of Parks and Recreation to continue to focus on improving the aesthetic appeal of the City. Future projects will focus on land beautification and promotion of positive images of the city. The department will continue to plant natural, native and other sustainable beds throughout the city. The department will continue to explore other energy efficient projects to reduce the carbon footprint. Other programs already in effect include: the Golden Shovel Beautification Award, the Holiday Home Decorating Contest, as well as the Holiday Parade and Armory Illumination in December.

The **Youth Services Commission's** role is to identify, monitor and evaluate youth services, programs, and activities offered in the City of Laurel and surrounding area. The Commission will provide grants to assist Laurel Youth Organizations.

The **Laurel Arts Council** was established to coordinate the display of art in public places throughout the City and is helping to create a vibrant arts community that enriches the quality of life for the residents of Laurel by promoting the arts, advocacy and providing art programs.



FY2027 GOALS AND INITIATIVES: The Department is responsible for assisting with the administration and supervision of park and facility projects. The Department has secured state bond funding to stabilize and restore the Laurel Dam Ruins at the end of Main Street, as well as various projects in the parks. The Department will begin planning and engineering for the proposed Anderson’s Corner playground project. The Department will continue with energy efficient projects throughout the city. Program Open Space (POS) funding will enable the Department to explore land purchases for additional parks as well as provide for potential park development projects.

EXPENDITURES	ACTUAL FY2025	BUDGETED FY2026	PROPOSED FY2027	ADOPTED FY2027
Compensation	\$783,243	\$875,487	\$1,010,715	\$
Operating Expenses	\$18,971	\$45,155	\$43,725	\$
Capital Outlay	\$0	\$0	\$0	\$
Total:	\$802,214	\$920,642	\$1,054,440	\$

PERSONNEL	ACTUAL FY2025	BUDGETED FY2026	PROPOSED FY2027	ADOPTED FY2027
Full-Time	7	7	7	
Part-Time	0	0	0	
Total:	7	7	7	

Organizations and Individuals Providing In-Kind Services/Cash Donations/Volunteer Hours to the Department of Parks and Recreation		
Laurel Library	Towne Centre Laurel	Laurel Board of Trade
Laurel Lions Wrestling	W.I.S.E. Youth Sports	Department of Natural Resources
Laurel Historical Society	Laurel Senior Citizens	St. Vincent Pallotti High
Laurel City King Fish	Mike and Cheryl Dyer	Mission BBQ
M-NCPPC	Joseph DiGiovanni	Laurel 4 the Patuxent
Boy Scouts and Girl Scouts	Uncommon Design LLC	Laurel Little League
UMD Healthcare System	Laurel Elementary	Rocky Gorge Animal Hospital
Rita's	Adirondack Tree Experts	Retired Senior Volunteer Program (R.S.V.P.)
Sweet Frog	SAMS Club	Laurel Community Garden
Laurel Lakes Pediatric Dentistry	Top Teens of Laurel	Howard County ECOWorks
Laurel Volunteer Fire Dept.	S.A.G.E.	Laurel Volunteer Rescue Squad



DEPARTMENT HEAD: William Bailey, Director

FISCAL YEAR: July 1, 2026 – June 30, 2027

PURPOSE: To provide a variety of quality recreational and leisure services for all citizens of the City of Laurel.

RESPONSIBILITIES: It is the responsibility of the Department to utilize all facilities, both indoor and outdoor, at its disposal to meet the recreational and leisure needs of the public. Some programs offered to meet those needs include: a comprehensive preschool program, seasonal special events (for families, children and adults), summer camps, drop-in programs (for children, teens and adults), class and workshop programs (for children, teens and adults), teen trips program, adult trips program, after-school children's activities, and adult sports leagues.

STAFF:

- Recreation Program Specialist
- Assistant Recreation Facility Manager
- Recreation Programs Assistant
- Recreational and Auxiliary Employees

FY2026 PERFORMANCE: Programs and activities offered throughout this budget include various teen trips, including Weekend Teen and Middle School Club programs, a variety of camp programs for all ages, and departmental special events. With grant funding provided by the Maryland-National Capital Park and Planning Commission's (M-NCPPC) Department of Parks and Recreation, Prince George's County, the Department is able to offset the cost for many family-friendly special events and youth programs. Some of the programs offered are: Eggstravaganza, Harvest Moon Hayride, Bike Rodeo, Partnership Activity Center Indoor Family Movies, Breakfast with Santa, Halloween Spooktacular, Lakefest, Doggie Dip Day, Outdoor Movie Program, Outdoor Concerts in the Park and the Mansion, Golden Shovel Award, Holiday Home Decorating Contest, the City's Holiday Parade, Armory Illumination and Tree Lighting. Additionally, the Department offers several adult sports leagues and works in partnership with many youth sports organizations. Programs for senior citizens are listed under a separate budget within this document.

The Movie and Concert Series on the stage at Granville Gude Park continues to be a popular draw during the summer months. Indoor movies are offered during the winter months at Partnership Activity Center at the Barkman-Kaiser Public Safety Complex. The Department works with local community groups such as the Laurel Arts Council, and other local businesses in co-sponsoring many events in the community.

The Department also assists groups such as the Fourth of July Committee, Emancipation Day Celebration Committee, Juneteenth Committee, Pride Committee and the Laurel Board of Trade events. The Department provides space for the Laurel Historical Society for their summer camp operations and storage of their supplies. Use of athletic fields and facilities is coordinated with LARS, Taking Care of Our Neighbour,

Laurel Boys and Girls Club, Laurel Little League, Laurel Lions Wrestling, Laurel City Kingfish, W.I.S.E. Youth Sports Leagues, Laurel and Pallotti High Schools, and St. Mary’s CYO for practices and games.

As part of the Department’s Youth Sports Alliance, the Department also works with several organizations such as W.I.S.E., Laurel Little League, Laurel Lions Wrestling and Laurel Swim League to provide space for practices and games. The Department operates a weekend Teen Club Program for youth ages 13-17 at the Robert J. DiPietro Community Center and Middle School programs for ages 9-12 at the Laurel Armory Anderson and Murphy Community Center. These programs are meant to meet the social and leisure time needs of teens in the Greater Laurel area through sports, video gaming, trips and cultural/educational programs, as well as through unstructured social activities. These programs, as well as the Laurel Teen Outdoors Club trip program and the Summer Teen Camp, were partially funded through a grant from M-NCPPC’s Department of Parks and Recreation, Prince George’s County.

FY2027 GOALS AND INITIATIVES: The Department is responsible for providing recreational programs and events throughout the year for all ages, assisting with the administration and supervision of park and facility projects. The Department will continue to promote the Mansion at Laurel as its wedding, reception, and high-end venue. The Outdoor Concerts Series will be expanded as well as more Special Events to better promote the Mansion.

EXPENDITURES	ACTUAL FY2025	BUDGETED FY2026	PROPOSED FY2027	ADOPTED FY2027
Compensation	\$352,023	\$408,024	\$411,480	\$
Operating Expenses	\$100,701	\$134,642	\$139,162	\$
Capital Outlay	\$4,554	\$260	\$260	\$
Total:	\$457,278	\$542,926	\$550,902	\$

Department of Parks and Recreation - Laurel Municipal Pool Programs - 510

DEPARTMENT HEAD: William Bailey, Director

FISCAL YEAR: July 1, 2026 – June 30, 2027

PURPOSE: To provide a public aquatic facility that offers both structured and non-structured activities for all age groups.

RESPONSIBILITIES: The Department operates the Laurel Municipal Pool seven days a week, opening Memorial Day weekend, and closing on Labor Day. The pool complex consists of four separate pool areas – main pool, lap pool, diving pool and wading pool, along with locker/changing areas and a concession area and picnic pavilion. The Department also offers a wide range of activities and programs such as; swim lessons, water fitness programs, lifeguard training, a competitive swim team, as well as hours for recreational swimming.

STAFF:

- Recreational Employees

FY2026 PERFORMANCE: Swimmers at the pool can take advantage of any of the four pools at the complex. The facility boasts a large recreational pool with a slide, training pool, deep water well with a diving board and two-story slide, and a children’s wading pool with fountain feature. The swim lesson program continues to be a popular amenity at the pool. The number of outside groups such as day camps and day-care programs has increased the weekday attendance; however, changes have been made to the camp-use schedule to limit the impact on other patrons and staff.

In addition to a concession stand with a large variety of food items for sale, the facility offers a picnic pavilion area, complete with tables and shade feature which accommodates families and groups spending the day at the facility. Family-oriented promotional events are offered for more summer fun at the pools. With the addition of the Greenview Drive Pool Complex, pass holders can take advantage of both aquatic facilities. The upstairs meeting room is available for use for departmental functions, as well as for party rentals.

FY2027 GOALS AND INITIATIVES: The Department will continue to sponsor family-oriented special events and evening programs throughout the summer, as well as continue to offer classes and the swim team program.

EXPENDITURES	ACTUAL FY2025	BUDGETED FY2026	PROPOSED FY2027	ADOPTED FY2027
Compensation	\$250,455	\$280,453	\$271,769	\$
Operating Expenses	\$32,894	\$37,260	\$39,175	\$
Capital Outlay	\$0	\$13,100	\$0	\$
Total:	\$283,349	\$330,813	\$310,944	\$

Department of Parks and Recreation - Robert J. DiPietro Community Center Programs - 515

DEPARTMENT HEAD: William Bailey, Director

FISCAL YEAR: July 1, 2026 – June 30, 2027

PURPOSE: To provide a wide range of quality recreational and leisure activities, both structured and non-structured, to meet the needs of City residents.

RESPONSIBILITIES: To initiate and conduct a comprehensive recreation program planning schedules to maximize the use of the facility.

STAFF:

- Facility Manager/Sports Supervisor
- Recreational and Auxiliary Employees

FY2026 PERFORMANCE: The Robert J. DiPietro Community Center hosts many of the programs and activities provided by the department. Some of these programs include: an active class and workshop program for children, teens and adults; daytime, evening and weekend drop-in programs; and a successful half-day preschool program. The facility also hosts many of the department’s indoor sports programs, being one of the sites for the Weekend Teen Club. This facility is the location for several programs such as Halloween Spooktacular, Summer Day Camp Program, Preschool and Games Club.

The Center also houses a fitness room, multipurpose room, game room and preschool. The adjacent Cypress Street Athletic Field plays host to a variety of sports activities. Two covered pavilions, one at each end of the field, with picnic tables and a grill, as well as a playground and paved walking path circling the perimeter of the field are found at this location. The department’s van transportation and recreational vehicles are housed at this location as well.

FY2027 GOALS AND INIATIVES: The Department will continue to look into offering new programs to meet the needs of the community. Pickleball has become an up and growing program for the Center.

EXPENDITURES	ACTUAL FY2025	BUDGETED FY2026	PROPOSED FY2027	ADOPTED FY2027
Compensation	\$227,349	\$270,149	\$240,504	\$
Operating Expenses	\$52,645	\$71,310	\$72,850	\$
Capital Outlay	\$738	\$0	\$0	\$
Total:	\$280,732	\$341,459	\$313,354	\$

Department of Parks and Recreation - Greenview Drive Pool Programs - 520

DEPARTMENT HEAD: William Bailey, Director

FISCAL YEAR: July 1, 2026 – June 30, 2027

PURPOSE: To provide a public aquatic facility that offers both structured and non-structured activities for all age groups.

RESPONSIBILITIES: The department is responsible for operating the Greenview Drive Recreation Complex seven days a week, opening Memorial Day weekend, and closing on Labor Day. The pool contains two separate pool areas – main pool and wading pool, along with locker/changing areas, concession stand, storage/lifeguard building, and a covered pavilion with grill and picnic tables. The adjacent park amenities include a walking path, handball court, 3 pickleball courts and 2 tennis courts.

STAFF:

- Recreational Employees

FY2026 PERFORMANCE: This aquatic facility boasts a large recreational pool with a slide, shallow end ramp, large shade feature and ample deck and lounging space, great for sunning and playing many of the facility’s lawn games. The covered pavilion, with picnic tables and portable grill, is ideal for family outings. The operations of the Greenview Drive Pool complex mirror the operations of the Laurel Municipal Pool. The facility’s concession stand offers pool participants the opportunity to purchase various food/snack items. The pool offers recreational swimming and a swim lesson program, as well as water fitness programs and adapted aquatics. The number of outside groups, such as day camps and day cares, has increased the weekday attendance. Pass holders can take advantage of both aquatic facilities. The indoor cabana is available for use for departmental functions, as well as for party rentals. The Doggie Dip Day is held at this location after the pool closes.

FY2027 GOALS AND INITIATIVES: The Department will continue to offer new programs to meet the needs of the community.

EXPENDITURES	ACTUAL FY2025	BUDGETED FY2026	PROPOSED FY2027	ADOPTED FY2027
Compensation	\$63,129	\$98,993	\$87,190	\$
Operating Expenses	\$10,541	\$10,885	\$14,200	\$
Capital Outlay	\$0	\$0	\$2,500	\$
Total:	\$73,670	\$109,878	\$103,890	\$

Department of Parks and Recreation - Laurel Armory

Anderson and Murphy Community Center Programs - 525

DEPARTMENT HEAD: William Bailey, Director

FISCAL YEAR: July 1, 2026 – June 30, 2027

PURPOSE: To provide a wide range of quality recreational and leisure activities, both structured and non-structured, to meet the needs of city residents.

RESPONSIBILITIES: To initiate and conduct comprehensive recreational program planning schedules to maximize the use of the facility.

STAFF:

- Recreation Center/Aquatics Supervisor
- Recreational and Auxiliary Employees

FY2026 PERFORMANCE: The Laurel Armory Anderson-Murphy Community Center offers a very successful youth, teen and adult drop-in programs. The facility is also home to a gaming lounge that is utilized by participants of all ages and is the primary location for Middle School age programs, Anime Club and Yu-Gi- O! Club. The dance room and third floor meeting rooms are popular for a variety of classes, meetings and room rental programs. The facility utilizes the gymnasium for both class programs and rental group use and is the primary site for programs offered as part of the Youth Sports Alliance. The Laurel Armory is a vibrant historic building, with easy access from the surrounding residential neighbourhood. It plays host to many youth activities, a variety of classes, senior citizen services, workshops and events. Each year, hundreds of city residents gather at the Laurel Armory for the city’s annual Holiday Festival, Parade and Illumination.

The Amory is also home to the annual Bike Decorating Rodeo and Ice Cream Social, co-sponsored by the Laurel Police Department and a kick-off to the summer season!

FY2027 GOALS AND INIATIVES: The Department will continue to offer new programs to meet the needs of the community.

EXPENDITURES	ACTUAL FY2025	BUDGETED FY2026	PROPOSED FY2027	ADOPTED FY2027
Compensation	\$199,692	\$212,102	\$194,435	\$
Operating Expenses	\$4,065	\$7,420	\$7,780	\$
Capital Outlay	\$0	\$0	\$1,000	\$
Total:	\$203,757	\$219,522	\$203,215	\$

Department of Parks and Recreation - Gude Lakehouse Programs - 535

DEPARTMENT HEAD: William Bailey, Director

FISCAL YEAR: July 1, 2026 – June 30, 2027

PURPOSE: To provide a facility to serve the needs of the citizens of Laurel, such as rental space for community meetings, social events and department recreational programs and activities.

RESPONSIBILITIES: This budget provides for the program operation of the Lakehouse, and events within the park. The facility contains a concession area, meeting room, patio area and boat dock.

STAFF:

- Recreational Employees

FY2026 PERFORMANCE: The walking path around the lake, Lakehouse operations, picnic pavilions, playground and the nearby restaurants make Granville Gude Park one of the most heavily used sites within the city.

Other events at the lake include the Friday Family Fun outdoor movie program, which showcases first-run movies on state-of-the-art equipment, is coupled with the Outdoor Concert in the Park series and provides family entertainment every Friday night throughout the summer season. Other activities held at this site include the Fourth of July Celebration, Eggstravaganza, the annual Lakefest celebration, National Kids to Park Day, and the National Night Out, which is a police outreach community celebration. A fleet of paddleboats is used for weekend operations from May through September. Two (2) picnic pavilions, grills, adult fitness station and an adjacent playground make the park a popular site for visitors.

Citizens taking advantage of the lakefront area may notice cleaner parkland as the services of the fowl-friendly “Geese Police” helps decrease the overabundance of Canadian Geese. The grounds will still remain a habitat for ducks, heron and other natural aquatic life. A shed storage unit houses the boats in the off season. New water fountains with led lights have been purchased to enhance the beauty of the park making it a destination for walkers and runners.

FY2027 GOALS AND INITIATIVES: The Department will continue to offer new programs to meet the needs of the community.

EXPENDITURES	ACTUAL FY2025	BUDGETED FY2026	PROPOSED FY2027	ADOPTED FY2027
Compensation	\$15,129	\$23,127	\$17,551	\$
Operating Expenses	\$2,118	\$2,700	\$2,865	\$
Capital Outlay	\$0	\$7,000	\$8,500	\$
Total:	\$17,247	\$32,827	\$28,916	\$

Department of Parks and Recreation - Senior Services - 550

DEPARTMENT HEAD: William Bailey, Director

FISCAL YEAR: July 1, 2026 - June 30, 2027

PURPOSE: To promote senior adult services and activities that respond to their diverse needs and interests, enhance their dignity, support their independence, and encourage their involvement in the Laurel community.

RESPONSIBILITIES: The Senior Citizen Program promotes, sponsors and coordinates quality recreation and leisure opportunities, health-related services, clinics and seminars, educational classes and workshops, and social service referrals. It also provides for the dissemination of information and services to all senior adults in the Laurel area.

The staff coordinates specialized social services, assists with crisis intervention, and provides individualized assistance with the support of county agencies, local service providers and caregivers. The program also coordinates a Van Transportation Service for senior citizens and persons with disabilities. Partial funding for services is through M-NCPPC's Department of Parks and Recreation, Prince George's County.

STAFF:

- Senior Program Coordinator
- Auxiliary Employees

FY2026 PERFORMANCE: The Division of Senior Services' administrative offices and Van Service is housed at the Laurel Armory Community Center. Senior Adult programs are offered at the Armory, as well as at other City facilities and Community Centers. The trips and travel program continues to be popular and has expanded to include evening and weekend offerings. The Van Transportation Service remains popular and has been utilized by many participants requiring rides to the M-NCPPC Senior Center, local businesses, doctor appointments and shopping venues. A new transportation scheduling software package allows for quicker and more efficient rider scheduling.

With grant funding provided by the M-NCPPC's Department of Parks and Recreation, Prince George's County, the Department can offset the cost for many senior programs and transportation. The Department offers many local trips and excursions, teas and luncheons, and evening/weekend special events. The increase in senior citizen housing within the Laurel community has had a positive impact on the participation numbers at the Center. The department's popular Senior Van Transportation Service provides members curb-to-curb transportation to businesses, events and programs within the City limits. The Department is equipped with several fifteen seat passenger vans, a small passenger bus and handicapped-accessible vehicles. Other programs offered through this budget include senior health workshops and clinics, recreational, and educational classes offered by the Department of Parks and Recreation and Prince George's Community College.

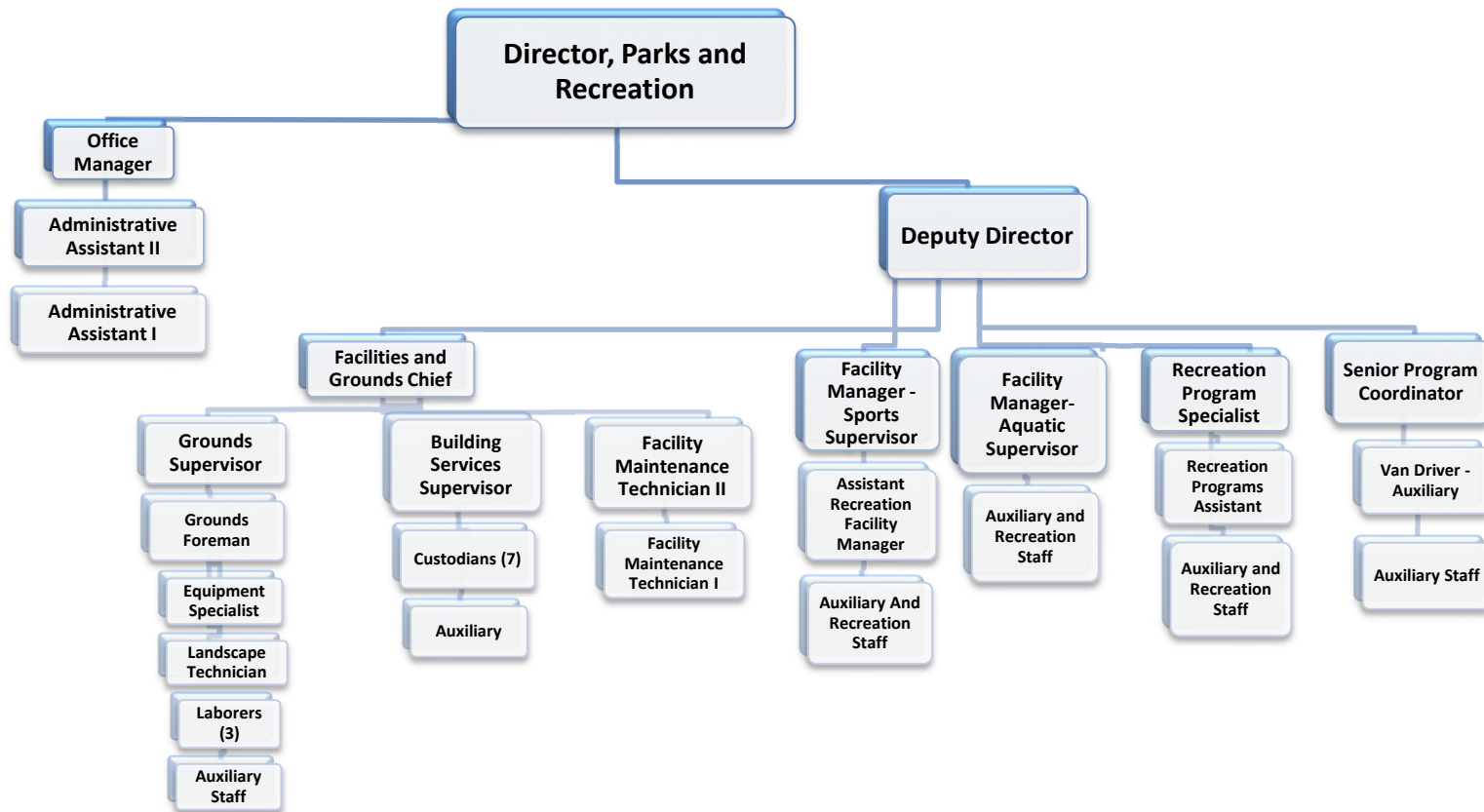
FY2027 GOALS AND INITIATIVES: Programs will continue to evolve with the intent to complement activities at the Regional Center. Local trips and special events seem to be popular with the seniors and these programs will continue to expand.

EXPENDITURES	ACTUAL FY2025	BUDGETED FY2026	PROPOSED FY2027	ADOPTED FY2027
Compensation	\$231,219	\$248,235	\$247,402	\$
Operating Expenses	\$36,989	\$34,300	\$34,300	\$
Capital Outlay	\$0	\$0	\$0	\$
Total:	\$268,208	\$282,535	\$281,702	\$

PERSONNEL	ACTUAL FY2025	BUDGETED FY2026	PROPOSED FY2027	ADOPTED FY2027
Administrative (F/T)	5	5	5	
Recreation (F/T)	5	6	6	
Maintenance (F/T)	8	10	10	
Custodial (F/T)	7	8	8	
Total:	25	29	29	



Department of Parks and Recreation Organizational Chart



Parks and Recreation Maintenance



Department of Parks and Recreation - Grounds Maintenance - 280

Item 8.

DEPARTMENT HEAD: William Bailey, Director

FISCAL YEAR: July 1, 2026 – June 30, 2027

PURPOSE: To provide and maintain outdoor active and passive recreation areas for citizens of all ages with varying leisure and recreational interests.

RESPONSIBILITIES: This program involves the daily general park maintenance within the city. Such work consists primarily of: mowing, weeding, watering, trash pickup and litter control, ball field maintenance, installation and repair of athletic equipment, maintenance of picnic areas, benches and tables, tennis court maintenance, basketball and multi-purpose court maintenance, parking area maintenance, installation and repair of fencing and gates, routine maintenance of the city's trail system, snow removal, emergency repairs, clearing and cleaning of park land, safety and security of parks and playground areas, repair and replacement of damaged items and support services for recreational programs and other city departments.

The park inventory consists of twenty-three (23) sites containing approximately 303 acres of parkland, open space and stream valleys. Grounds personnel also maintain approximately five (5) acres of rights-of-way.

STAFF:

- Grounds Supervisor
- Landscape Technician
- Equipment Specialist
- Grounds Foreman
- Laborers (3)
- Facility Maintenance Technician I
- Facility Maintenance Technician II
- Auxiliary Employees

FY2026 PERFORMANCE: The park and custodian staff are responsible for the general upkeep of the grounds and facilities in and around the City properties and buildings. Staff not only perform day-to-day responsibilities, but also provide services to other Departments. Custodians keep facilities clean and operational, while grounds staff ensure that city parks and city facilities remain open and well maintained.

FY2027 GOALS AND INITIATIVES: The Department will continue to maintain the parks and facilities, as needed. Staff will work with volunteer groups and city committees to assist with park clean-ups and other park projects. Emphasis will be placed on promoting "green" initiatives, installing pollinator gardens, and using alternative energy sources where able to promote the city's sustainability goals. Additionally, improvements

will continue to be made to the parks to include grills, signage, bridges and pavilions. Asphaltting will continue in parking lots where needed. Several parking lot lights will receive solar lighting. New electric powered landscaping equipment will continue to be used. Engineering and design of the dam ruins has begun. The Department has also started engineering for the Andersons Corner Park Project.

City of Laurel Facilities

BUILDINGS	CONSTRUCTED	RENOVATED	SQ. FEET
Anderson-Murphy Community Center	1927	2017	17,964
Barkman-Kaiser Public Safety Complex		2010	36,000
Fairall Foundry Public Works Complex	2003		11,625
Granville Gude Lakehouse	1986	2026	2,200
Comfort Station	1988		600
Factory House – Laurel Museum	1840	1995	2,590
Robert J. DiPietro Community Center	1992		18,305
Laurel Municipal Pool Complex	1953	2025	92,000
Greenview Drive Pool Complex	1985	2025	80,000
Joseph R. Robison Laurel Municipal Center	1958	1993	41,000
Parks Maintenance Facility	1962	2011	9,000
Storage Facility	2012		2,100
Gude Mansion	1856	2020	6,300
Craig A. Moe Laurel Multiservice Center	1978	2024	46,455
Lafayette Avenue – 122	1968	2026	30,215
Lafayette Avenue Complex – 114			
114 A	1980	2026	6,650
114 B	1980	2026	5,100
114 C	1980	2026	800
Total Square Footage:			408,904

LAND	ACREAGE
Greenview Drive Park	2.1
Stephen P. Turney Recreation	45.2
Complex Patuxent River Expansion	71.0
Alice B. McCullough Field	8.3
Sturgis-Moore Recreation Area	3.2
Snowden Place Tot Lot	.3
Centennial Park – Skate Park	1.1
Larry T. Smith Memorial Park	.8
Discovery Community Park	1.5
Laurel Pool Park	7.2
Riverfront Park/Mill Site	32.8
Roland B. Sweitzer Community Park	6.0
Brooklyn Bridge Road Stream Valley	14.0
Duniho-Nigh Community Park	2.5
Leo E. Wilson Community Park	2.6
Dr. Bruce Morley Dog Park	2.0
Emancipation Community Park	2.0
Granville Gude Park	29.0
Cypress Street Athletic Field	9.2
Bear Branch Stream Valley	46.8
Mulberry Street Tennis Courts	.4
Marcus Colbert Community Field	9.5
Anderson’s Corner	6.0
Total Acreage:	303.65

EXPENDITURES	ACTUAL FY2025	BUDGETED FY2026	PROPOSED FY2027	ADOPTED FY2027
Compensation	\$681,042	\$737,405	\$655,039	\$
Operating Expenses	\$141,056	\$214,475	\$221,075	\$
Capital Outlay	\$396	\$0	\$0	\$
Total:	\$822,494	\$951,880	\$892,114	\$

PERSONNEL	ACTUAL FY2025	BUDGETED FY2026	PROPOSED FY2027	ADOPTED FY2027
Full-Time	4	6	9	
Auxiliary	4	4	5	
Total:	8	10	13	



Department of Parks and Recreation - Joseph R. Robison Laurel Municipal Center Maintenance - 281

DEPARTMENT HEAD: William Bailey, Director

FISCAL YEAR: July 1, 2026 – June 30, 2027

PURPOSE: The facility houses the Offices of the Mayor, City Council, the City Administrator, the Departments of Information Technology, Budget and Personnel Services, Economic and Community Development, Fire Marshal and Permit Services, Communications, Department of Emergency Management, HAM Radio Group as well as the Council Chambers, meeting rooms and the cable television studio.

This budget provides for the care and maintenance of the Joseph R. Robison Laurel Municipal Center building, including general costs such as utilities and custodial services.

RESPONSIBILITIES: The facility provides office space, conference rooms, storage space and archives needed to conduct the business of the offices and departments housed in the building, as well as parking for employees and the public. Day-to-day custodial services and small repairs are provided by the Department of Parks and Recreation. In addition, Parks and Recreation personnel provide manpower for the care and maintenance of lawns, trees and shrubbery onsite, snow removal and sweeping of driveways and parking areas. EV chargers are located in the front and back parking lots.

The Building Services Supervisor position supervises full time custodians, provides building security and oversees auxiliary staff for after-hours building coverage for meetings and other functions.

STAFF: Building Custodian

FY2026 PERFORMANCE: The offices are open to the public during regular business hours. Council Chambers and meeting rooms are used extensively for official meetings during regular business hours and evenings.

FY2027 GOALS AND INITIATIVES: The Department will continue to address the ongoing maintenance of the facility and address needs as they arise. The department anticipates upgrading the existing HVAC units and generator. Replacement of the fire alarm panel will be conducted. Renovations to the building bathrooms will be reviewed.

EXPENDITURES	ACTUAL FY2025	BUDGETED FY2026	PROPOSED FY2027	ADOPTED FY2027
Compensation	\$45,711	\$48,063	\$50,595	\$
Operating Expenses	\$169,901	\$147,855	\$153,655	\$
Capital Outlay	\$0	\$0	\$0	\$
Total:	\$215,612	\$195,918	\$204,250	\$

PERSONNEL	ACTUAL FY2025	BUDGETED FY2026	PROPOSED FY2027	ADOPTED FY2027
Full-Time	1	1	1	
Auxiliary	0	0	0	
Total:	1	1	1	



Department of Parks and Recreation – Fairall Foundry Public Works Complex Maintenance - 284

DEPARTMENT HEAD: William Bailey, Director

FISCAL YEAR: July 1, 2026 – June 30, 2027

PURPOSE: The Fairall Foundry Public Works Complex at 305-307 First Street is the base of operations for the Department of Public Works activities, equipment and maintenance personnel.

RESPONSIBILITIES: This activity area provides for the maintenance of the Fairall Foundry Public Works Complex. This building houses the Public Works administrative staff, automotive shop, locker room and lunchroom, and provides storage for vehicles, tools, equipment, supplies, gasoline and petrochemicals.

STAFF: Building Custodian

FY2026 PERFORMANCE: The custodial staff will continue to work after hours to ensure the floors and facility are maintained during times that Public Works is not present, allowing more flexibility to the custodial staff. The men’s locker room was expanded to allow for more lockers and additional bathroom facilities.

FY2027 GOALS AND INITIATIVES: The Department anticipates adding new HVAC units and a replacement generator. A feasibility study for the potential complex redesign has been completed and now working to expand parking for the departments fleet.

EXPENDITURES	ACTUAL FY2025	BUDGETED FY2026	PROPOSED FY2027	ADOPTED FY2027
Compensation	\$48,693	\$51,577	\$54,284	\$
Operating Expenses	\$104,995	\$100,350	\$101,750	\$
Capital Outlay	\$0	\$0	\$0	\$
Total:	\$153,688	\$151,927	\$156,034	\$

Department of Parks and Recreation – Robert J. DiPietro Community Center Maintenance - 285

DEPARTMENT HEAD: William Bailey, Director

FISCAL YEAR: July 1, 2026 – June 30, 2027

PURPOSE: To provide a well-maintained facility to accommodate the needs of Laurel citizens of all ages who wish to participate in indoor recreational and leisure activities.

RESPONSIBILITIES: This budget provides for the maintenance of the Robert J. DiPietro Community Center. The facility includes a multi-purpose room, fitness room, lounge, preschool room, dance floor, game room, pantry/kitchen area, storage, office space, satellite garage and gymnasium. EV chargers are located in the front parking lot.

STAFF: Building Custodian

FY2026 PERFORMANCE: The Center provides many drop-in and structured recreational programs for all ages. The licensed preschool program operates out of this facility. Replacement counter tops and cabinets in the multipurpose room and kitchen are planned.

FY2027 GOALS AND INITIATIVES: As the demands on this facility continue to increase, the staff remains dedicated to providing a safe, clean environment for all participants. The Department anticipates adding new HVAC units.

EXPENDITURES	ACTUAL FY2025	BUDGETED FY2026	PROPOSED FY2027	ADOPTED FY2027
Compensation	\$87,640	\$82,468	\$48,924	\$
Operating Expenses	\$105,121	\$117,045	\$117,645	\$
Capital Outlay	\$0	\$0	\$3,500	\$
Total:	\$192,761	\$199,513	\$170,069	\$

PERSONNEL	ACTUAL FY2025	BUDGETED FY2026	PROPOSED FY2027	ADOPTED FY2027
Full-Time	1	1	1	
Auxiliary	0	0	0	
Total:	1	1	1	

Department of Parks and Recreation: Armory Anderson-Murphy Community Center Maintenance - 286

DEPARTMENT HEAD: William Bailey, Director

FISCAL YEAR: July 1, 2026 – June 30, 2027

PURPOSE: To provide a well-maintained facility for the citizens of Laurel of all ages who wish to participate in indoor recreational and leisure activities and to provide rental space for meetings and activities.

RESPONSIBILITIES: This budget provides for the maintenance and operation of the Laurel Armory Anderson and Murphy Community Center. The facility contains meeting/classrooms, fitness room, dance room, gaming lounge, offices and a gymnasium. The satellite Parks Maintenance facility exists at the rear of the building. The Armory is also home to the Senior Services division.

STAFF: Building Custodian

FY2025 PERFORMANCE: The Center provides many drop-in and structured recreational programs for all ages. Many special events are held here throughout the year. After-school programs are scheduled Monday-Friday. Senior programs and classes are held regularly during regular business hours.

FY2027 GOALS AND INITIATIVES: The Department looks forward to many additional programs, leading to an increase in participation, and additional use of the fitness room. The Department anticipates replacing all of the HVAC units and the generator. We are anticipating replacing the roof this year.

EXPENDITURES	ACTUAL FY2025	BUDGETED FY2026	PROPOSED FY2027	ADOPTED FY2027
Compensation	\$37,430	\$47,452	\$47,150	\$
Operating Expenses	\$68,704	\$76,800	\$77,800	\$
Capital Outlay	\$3,717	\$0	\$0	\$
Total:	\$109,851	\$124,252	\$124,950	\$

Department of Parks and Recreation: Laurel Museum Maintenance - 287

DEPARTMENT HEAD: William Bailey, Director

FISCAL YEAR: July 1, 2026 – June 30, 2027

PURPOSE: To provide a well-maintained facility to serve as home to the Laurel Museum.

RESPONSIBILITIES: This budget provides for the utility costs and some minor maintenance costs at the Factory House. The facility contains offices and museum space, operated by the Laurel Historical Society.

FY2026 PERFORMANCE: The museum provides many educational programs free of charge. They work with the local schools and offer a summer break camp. The Museum holds different exhibits throughout the year. The museum staff continue to preserve the City of Laurel’s history.

FY2027 GOALS AND INITIATIVES: The Department will continue the maintenance needs of the building. The Department anticipates adding new HVAC units. The Department will assist the Museum with instructional native and pollinator gardens as part of their ongoing teaching programs.

EXPENDITURES	ACTUAL FY2025	BUDGETED FY2026	PROPOSED FY2027	ADOPTED FY2027
Compensation	0	0	0	\$
Operating Expenses	\$19,680	\$19,045	\$17,145	\$
Capital Outlay	0	0	0	\$
Total:	\$19,680	\$19,045	\$17,245	\$

Department of Parks and Recreation: Gude Lakehouse Maintenance - 288

DEPARTMENT HEAD: William Bailey, Director

FISCAL YEAR: July 1, 2026 – June 30, 2027

PURPOSE: To provide a well-maintained facility to serve the needs of the citizens of Laurel for community meetings, social events and recreational programs and activities.

RESPONSIBILITIES: This budget provides for the maintenance of the Lakehouse. The facility contains a concession area, meeting room, patio area and boat dock. LED pole lights with informational banners are installed around the lake along with LED fountains to better enhance the enjoyment of the park.

FY2026 PERFORMANCE: Through a Partnership with Prince George’s County and the Clean Water Partnership, a stream restoration project was completed to the Bear Branch Stream upstream leading into Lake Two. This will protect our watershed and restore the natural resources as it enters Laurel Lakes.

FY2027 GOALS AND INITIATIVES: The Department anticipates adding a new HVAC unit. New siding, roofing and windows/doors will be completed this year.

EXPENDITURES	ACTUAL FY2025	BUDGETED FY2026	PROPOSED FY2027	ADOPTED FY2027
Compensation	\$0	\$0	\$0	\$
Operating Expenses	\$22,765	\$37,850	\$38,250	\$
Capital Outlay	\$0	\$0	\$0	\$
Total:	\$22,765	\$37,850	\$38,250	\$

Department of Parks and Recreation: Laurel Municipal Pool Maintenance - 289

DEPARTMENT HEAD: William Bailey, Director

FISCAL YEAR: July 1, 2026 – June 30, 2027

PURPOSE: To provide a well-maintained and safe public aquatic facility that attracts citizens of all ages for recreational pursuits.

RESPONSIBILITIES: The Department of Parks and Recreation is responsible for maintaining the Laurel Municipal Pool Complex, seven days a week, opening Memorial Day weekend and closing Labor Day. The facility contains four separate pool areas – main pool, lap pool, diving pool and wading pool, along with locker/changing areas and a concession area.

FY2026 PERFORMANCE:

FY2027 GOALS AND INITIATIVES: The Department will continue to maintain the health of the facility, explore energy saving initiatives and provide upgrades and renovations, where necessary. The Department anticipates replacing the HVAC unit.

EXPENDITURES	ACTUAL FY2025	BUDGETED FY2026	PROPOSED FY2027	ADOPTED FY2027
Compensation	\$0	\$0	\$0	\$
Operating Expenses	\$64,949	\$91,320	\$90,720	\$
Capital Outlay	\$1,305	\$0	\$0	\$
Total:	\$66,254	\$91,320	\$90,720	\$

Department of Parks and Recreation: Barkman-Kaiser Public Safety Complex Maintenance - 290

DEPARTMENT HEAD: William Bailey, Director

FISCAL YEAR: July 1, 2026 – June 30, 2027

PURPOSE: This facility houses the Police Station and the Partnership Activity Center.

RESPONSIBILITIES: This budget provides for the maintenance of the Police Station.

STAFF: Building Custodian (2)

FY2026 PERFORMANCE: The city utilizes Partnership Hall for community events and recreational special events, along with police department activities and training venue.

FY2027 GOALS AND INITIATIVES:

EXPENDITURES	ACTUAL FY2025	BUDGETED FY2026	PROPOSED FY2027	ADOPTED FY2027
Compensation	\$136,744	\$146,090	\$151,154	\$
Operating Expenses	\$179,473	\$186,508	\$192,618	\$
Capital Outlay	\$0	\$0	\$0	\$
Total:	\$316,217	\$332,598	\$343,772	\$

PERSONNEL	ACTUAL FY2025	BUDGETED FY2025	PROPOSED FY2027	ADOPTED FY2027
Full-Time	2	2	2	
Auxiliary	1	1	1	
Total:	3	3	3	

Department of Parks and Recreation: Greenview Drive Recreation Complex Maintenance - 291

DEPARTMENT HEAD: William Bailey, Director

FISCAL YEAR: July 1, 2026 – June 30, 2027

PURPOSE: To provide a public aquatic facility that offers both structured and non-structured activities for all age groups. The Greenview Drive Pool is managed and operated by Parks and Recreation and provides an alternative to the existing Laurel Municipal Pool located on Main Street.

RESPONSIBILITIES: The Department is responsible for operating the Greenview Drive Pool seven days a week, opening Memorial Day weekend, and closing Labor Day. The complex contains two separate pool areas - a main pool, with a graduated depth of 2'-5'. The shallow entry area allows for recreational swimming and the deeper area for lap swimming. There is a separate wading pool along with indoor shower/changing areas. The adjacent green space has two tennis courts, three pickleball and one handball court for public use.

FY2026 PERFORMANCE: Continued maintenance of the facility will be scheduled to present a pleasing appearance to the public.

FY2027 GOALS AND INITIATIVES: The Department will continue to make improvements to the interior club house building (Cabana) and surrounding pool and parkland areas as available funding permits. Programs will be added to meet the needs of the community. The Department anticipates adding a new HVAC unit and renovations to the overall complex.

EXPENDITURES	ACTUAL FY2025	BUDGETED FY2026	PROPOSED FY2027	ADOPTED FY2027
Compensation	\$0	\$0	\$0	\$
Operating Expenses	\$32,660	\$53,355	\$54,155	\$
Capital Outlay	\$0	\$0	\$0	\$
Total:	\$32,660	\$53,355	\$54,155	\$

Department of Parks and Recreation: Parks and Recreation Maintenance Facility Maintenance - 292

DEPARTMENT HEAD: William Bailey, Director

FISCAL YEAR: July 1, 2026 – June 30, 2027

PURPOSE: To provide a facility for the Department of Parks and Recreation Maintenance Operations and land for recreational and leisure activities. This location also houses the City’s Emergency Command Unit and the City’s Rehabilitation Unit.

RESPONSIBILITIES: This budget provides for the maintenance and operation of the facility on Old Sandy Spring Road.

FY2026 PERFORMANCE: The facility houses the Department of Parks and Recreation Maintenance operations equipment and serves as a base location for maintenance staff. Several Community Non-Profits (Laurel Cats, Helping Every Animal Receive Treatment, Inc (H.E.A.R.T) utilize this site for storage or inhouse use. The City is working with H.E.A.R.T. allowing interior space for this non-profit organization. The city upgraded its electrical service to accommodate the new H.E.A.R.T.S mobile vet van.

FY2027 GOALS AND INITIATIVES: Continued maintenance of the facility will be scheduled to keep things in a good working order and present a pleasing appearance to the public. The Department will be exploring the use of solar panels. The Department anticipates replacing the HVAC units and generator. The Department will continue to work on combining the new additional land acquisition with the old to make both parcels work together.

EXPENDITURES	ACTUAL FY2025	BUDGETED FY2026	PROPOSED FY2027	ADOPTED FY2027
Compensation	\$0	\$0	\$0	\$
Operating Expenses	\$51,880	\$52,020	\$53,520	\$
Capital Outlay	1,854	\$0	\$0	\$
Total:	\$53,734	\$52,020	\$53,520	\$

Department of Parks and Recreation: Gude Mansion Facility Maintenance - 293

DEPARTMENT HEAD: William Bailey, Director

FISCAL YEAR: July 1, 2026 – June 30, 2027

PURPOSE: To provide a facility for the Department of Parks and Recreation to use as a rental facility for recreational and leisure activities. This location houses the City’s Department of Parks and Recreation Administrative Offices. The department will continue to promote the Mansion as an upscale rental venue.

RESPONSIBILITIES: This budget provides for the maintenance of the facility and grounds for the Mansion at Laurel.

FY2026 PERFORMANCE: The facility houses the Department of Parks and Recreation Administrative Offices. The Mansion will host programs and meetings for the department. The Department has purchased solar lighting for the parking lot and possible use of bollards lights around the grounds.

FY2027 GOALS AND INITIATIVES: Continued maintenance of the facility will be scheduled to present a pleasing appearance to the public and prepare the mansion for rentals. A new tree line will be established to buffer our property line against future development. The city will be looking into replacing the existing boiler. The City will be exploring the possibility of purchasing a gazebo to use as a learning environment for youth and teens as well adults to promoted sustainable living.

EXPENDITURES	ACTUAL FY2025	BUDGETED FY2026	PROPOSED FY2027	ADOPTED FY2027
Compensation	\$0	\$24,591	\$15,103	\$
Operating Expenses	\$45,734	\$59,400	\$57,600	\$
Capital Outlay	\$0	\$0	\$0	\$
Total:	\$45,734	\$83,991	\$72,703	\$

Department of Parks and Recreation: Craig A. Moe Laurel Multiservice Center Facility Maintenance - 294

DEPARTMENT HEAD: William Bailey, Director

FISCAL YEAR: July 1, 2026 – June 30, 2027

PURPOSE: To provide a well-maintained facility for the citizens of Laurel to participate in indoor recreational activities and to provide a rental space. This facility will also provide space for residents to obtain a variety of human services, as well as utilize short-term transitional housing. This location can be used as an evacuation site, as needed.

RESPONSIBILITIES: This budget provides for the maintenance and operation of the building. This facility consists of a kitchen, laundry services, salon, postal boxes, learning center, overnight sheltering, showering, clothing distribution and a medical suite.

STAFF: Building Custodian

FY2026 PERFORMANCE: The facility houses the Department of Parks and Recreation Gymnasium and the Department of Human Services. A large storage room to house supplies for emergency preparedness for the Department of Emergency Management.

FY2027 GOALS AND INITIATIVES: Continued maintenance of the facility will be scheduled to present a pleasing appearance to the public and prepare for rentals, special events and day to day operations of the Human Services operations.

EXPENDITURES	ACTUAL FY2025	BUDGETED FY2026	PROPOSED FY2027	ADOPTED FY2027
Compensation	\$53,054	\$66,498	\$64,559	\$
Operating Expenses	\$99,272	\$234,800	\$199,700	\$
Capital Outlay	\$15,045	\$0	\$0	\$
Total:	\$167,371	\$301,298	\$264,259	\$

Department of Parks and Recreation: 114 Lafayette Avenue Complex - 295

DEPARTMENT HEAD: William Bailey, Director

FISCAL YEAR: July 1, 2026 – June 30, 2027

PURPOSE: To provide a facility for the Department of Parks and Recreation and the Police Department for storage, parking and training needs.

RESPONSIBILITIES: The 114 Lafayette Avenue complex consists of three free span metal buildings. Each building has a drive-in door for easy loading and storage options. Building A, 7,450 sq. ft. and is divided into two separate areas. The Parks and Recreation Department will use the front half while the Police Department will occupy the back half. Building B, 5,100 sq. ft. will be utilized solely by the Police Department for a future evidence facility. Building C, 800 sq. ft. may be used as a motorcycle or ERT facility. The buildings sit on 1.28 acres and will allow for additional parking for fleet and special operations vehicles.

FY2026 PERFORMANCE: The City purchased this property in 2026 for the intent of utilizing the auxiliary buildings for the Police Department and Parks and Recreation Department.

FY2027 GOALS AND INITIATIVES: The Department will continue to address the ongoing maintenance of the facility and address building upgrades. The department anticipates replacing the facility lighting with energy efficient LED lighting. The department will also look into adding new HVAC units to the auxiliary buildings in the near future.

EXPENDITURES	ACTUAL FY2025	BUDGETED FY2026	PROPOSED FY2027	ADOPTED FY2027
Compensation	\$0	\$0	\$0	\$
Operating Expenses	\$0	\$0	\$47,100	\$
Capital Outlay	\$0	\$0	\$0	\$
Total:	\$0	\$0	\$47,100	\$

Department of Parks and Recreation: 122 Lafayette Avenue Facility - 296

DEPARTMENT HEAD: William Bailey, Director

FISCAL YEAR: July 1, 2026 – June 30, 2027

PURPOSE: To provide a facility for the Department of Public Works to use as their primary administrative offices and provide a large warehouse for their storage needs.

RESPONSIBILITIES: This building consists of 30,215 and (9,000 sf. Office space and 21,215 sf. Of warehouse space). The office space is separated in two separate spaces for Public Works and The Fire Marshall and Permit Services. The warehouse has five loading docks (one ramp) and a climate controlled indoor storage area. Located in the parking lot are two shipping containers for additional exterior storage space. The building sits on 1.98 acres and will allow for additional fleet parking.

FY2026 PERFORMANCE: The City purchased this property in 2026 for the intent of moving the administrative office of Public Works and the Fire Marshall Inspectors.

FY2027 GOALS AND INITIATIVES: The Department will continue to address the ongoing maintenance of the facility and address needs as they arise. The department anticipates replacing the facility lighting with energy efficient LED lighting. The department will also look into upgrading the existing HVAC units and generator in the near future.

EXPENDITURES	ACTUAL FY2025	BUDGETED FY2026	PROPOSED FY2027	ADOPTED FY2027
Compensation	\$0	\$0	\$35,196	\$
Operating Expenses	\$0	\$0	\$96,600	\$
Capital Outlay	\$0	\$0	\$0	\$
Total:	\$0	\$0	\$131,796	\$

Non-Departmental



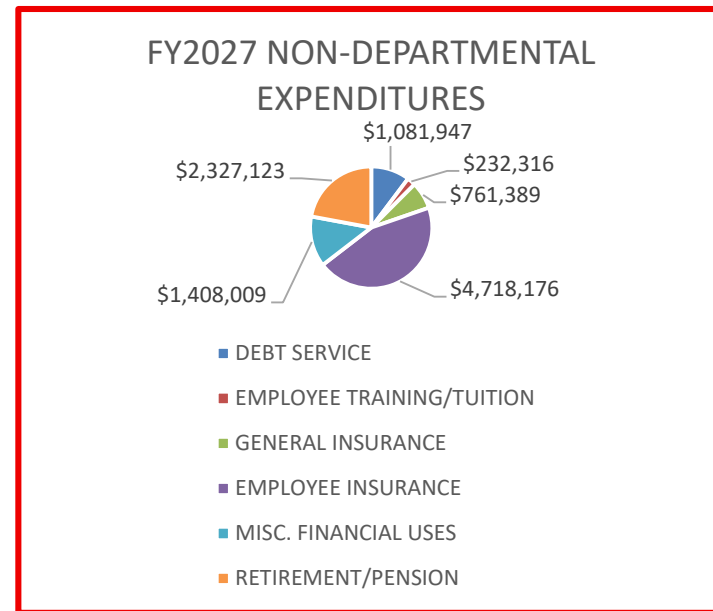
FISCAL YEAR: JULY 1, 2026 - JUNE 30, 2027

PURPOSE: This section of the annual budget contains expenditure items essential to the City government’s operation, which, because of their nature, do not fall within any particular activity area. These include Debt Service, Employer’s Pension Contribution, Employee Training and Tuition, Property Insurance, Employee Insurance, Operating Transfer to the CIP and the Special Taxing District.

Included for FY2027 is a contribution to the Pension Plans that is in accordance with the Actuary’s recommendation, which is \$220,907 less than the FY2026 contribution due to the performance of the investments and additional employee contributions. There is no additional debt service budgeted. Current PNC Bank debt has been consolidated, refinanced with principal added for CIP funding. Funds previously budgeted for the 2016 LGIF debt service, which were paid off during FY2026, are now budgeted to transfer to the CIP to street, information technology, facility and park projects.

NON-DEPARTMENTAL EXPENDITURES TOTAL - \$10,528,960

FY2027 PROGRAMS EXPENDITURES BY CATEGORY		
Debt Service	\$1,081,947	10.28%
Employee Training/Tuition	\$232,316	2.21%
General Insurance	\$761,389	7.23%
Employee Insurance	\$4,718,176	44.81%
Miscellaneous Financial Uses	\$1,408,009	13.37%
Retirement/Pension	\$2,327,123	22.10%
Total:	\$10,528,960	100.00%



Employee Classification Schedule

Regular 35-Hour Scale

(ANNUAL WAGE ROUNDED TO NEAREST DOLLAR)

GRADE	POSITION	MINIMUM	MAXIMUM
104	Receptionist	\$40,331	\$82,537
106	Administrative Specialist	\$44,462	\$91,000
	Fiscal Clerk		
	Front Desk Coordinator		
	Passport Agent		
	Call Taker		
107	Administrative Assistant I	\$46,701	\$95,550
	Fiscal Specialist I		
	Human Resource Specialist I		
	Records Coordinator		
108	Code Enforcement Specialist I	\$49,030	\$100,300
	Help Desk Coordinator		
109	Code Enforcement Specialist II	\$51,469	\$105,341
	Administrative Assistant II		
	Fiscal Specialist II		
	Housing & Code Enforcement Officer I		
	Human Resource Specialist II		
	Permit Coordinator		
	Payroll Clerk		

GRADE	POSITION	MINIMUM	MAXIMUM
	Property Custodian		
	Recreation Program Specialist		
	Rental Inspector		
110	Accounting Specialist I -Payroll Specialist	\$54,035	\$110,601
	Project & Facilities Inspector		
	Technical Production Manager		
111	Assistant Recreation Facility Manager	\$56,747	\$116,152
	Building Inspector I		
	Fiscal Specialist III-Revenue Coordinator		
	Human Resource Specialist III		
	Senior Administrative Assistant		
	Assistant Program Operations Manager		
112	Financial Coordinator	\$59,586	\$121,921
	IT Support Specialist		
	Safety Compliance Inspector		
	Social Media Specialist		
	Project Inspector I		
113	Building Inspector II	\$62,571	\$128,037
	Compliance Manager		
	Chief Supervisor		
	Facility and Grounds Chief		
	IT Support Specialist		
	Office Manager		
	Planner I		

GRADE	POSITION	MINIMUM	MAXIMUM
	Seniors Program Coordinator		
	Services Supervisor		
	Assistant Recreation Facility Manager		
	Project Inspector II		
114	Accreditation Manager	\$65,702	\$134,443
	Community Development Coordinator		
	Environmental Program Manager		
	Emergency Operations Specialist		
	Media Coordinator		
	Planner II		
	Public Relations Officer		
	Special Assistant to the City Admin		
	Police Planner		
	Sustainability Manager		
	Systems Technician I		
115	Deputy Clerk to the City Council	\$68,959	\$141,159
	Recreation Facility Manager		
	Risk Management Officer		
	Program Operations Manager		
116	Chief Supervisor - DPW	\$72,436	\$148,239
	Cybersecurity Analyst		
	Economic Development Coordinator		
	Electrical Inspector		
	Evidence Unit Manager		

GRADE	POSITION	MINIMUM	MAXIMUM
	Fire Marshal		
	GIS Specialist		
	IT Support Manager		
	Planner III		
	Systems Technician		
117	Chief Building Official	\$76,039	\$155,628
	City Engineer		
	YSB Clinical Counselor I-Spanish Speaking		
	YSB Clinical Counselor I		
	Traffic Engineer		
118	Assistant Director	\$79,843	\$163,417
	Senior Systems Engineer		
	Human Resource Officer		
119	Deputy Director	\$83,847	\$171,571
	Emergency Manager		
	Executive Assistant		
	Clinical Supervisor		
	Human Resource Manager		

Regular 40-Hour Scale

(ANNUAL WAGE ROUNDED TO NEAREST DOLLAR)

GRADE	POSITION	MINIMUM	MAXIMUM
202	Laborer I	\$41,329	\$84,593
203	Building Custodian	\$43,409	\$88,836
	Laborer II		
205	Laborer III	\$46,675	\$95,534
206	Animal Warden/Parking Enforcement	\$49,046	\$100,339
207	Communications Specialist Trainee	\$52,748	\$107,993
	Equipment Operator I		
	Landscape Technician		
208	Animal Warden/Parking Enforcement II	\$54,038	\$110,614
	Grounds Foreman		
	Equipment Operator II		
	Equipment Specialist		
209	Communications Specialist I	\$56,763	\$116,147
210	Communications Specialist II	\$59,592	\$121,950
	Crew Leader		
211	Building Services Supervisor	\$62,566	\$128,024
	Grounds Supervisor		
	Horticultural Supervisor		
	Property Custodian		
	Senior Communications Specialist		

GRADE	POSITION	MINIMUM	MAXIMUM
212	Automotive Mechanic	\$65,686	\$134,451
	Chief Communications Specialist		
	Facility Maintenance Technician I		
213	Fleet Maintenance Supervisor	\$68,972	\$141,107
	Facility Maintenance Technician II		
	Street Maintenance Supervisor		
	Waste Management Supervisor		
216	Evidence Unit Manager	\$79,851	\$163,446

Sworn Class Schedule

(ANNUAL WAGE ROUNDED TO NEAREST DOLLAR)

GRADE	POSITION	MINIMUM	MAXIMUM
301	Officer	\$70,269	\$123,216
302	Private First Class	\$74,484	\$130,610
303	Master Patrol Officer	\$78,953	\$138,446
304	Corporal	\$83,691	\$146,753
305	Sergeant	\$92,060	\$161,428
306	Lieutenant	\$97,583	\$171,113
307	Captain	\$103,437	\$181,379
308	Major	\$109,643	\$192,261

Auxiliary/Recreation Class Scale

(HOURLY WAGE)

GRADE	POSITION	MINIMUM	MAXIMUM
402	Front Desk	\$15.30	\$22.29
403	Center Attendant	\$15.75	\$22.95
405	Park Maintenance Worker	\$17.37	\$25.30
407	Activities Leader	\$19.15	\$27.89
	League Supervisor		
	Shift Supervisor		
	Teen Leader		
408	Building Supervisor	\$20.10	\$29.29
	Receptionist		
409	Assistant Pre-School Director	\$21.11	\$30.75
	Teen Center Supervisor		
	Van Driver		
410	Pre-School Director	\$22.16	\$32.29
	Teen Center Director		
411	Clerical	\$23.27	\$33.91
412	Production Assistant	\$24.43	\$35.60
	Program Coordinator		
424	Youth Service Bureau Counselor	\$31.03	\$45.21
501	Concession Clerk	\$15.30	\$22.29
502	Recreation Leader	\$15.30	\$22.29
	Roving Lifeguard		

GRADE	POSITION	MINIMUM	MAXIMUM
503	Office Cashier	\$15.75	\$22.95
504	Lifeguard	\$16.54	\$24.95
505	Day Camp Counselor	\$17.37	\$25.30
506	Swimming Instructor	\$18.23	\$26.57
507	Swimming Instructor Specialist	\$19.15	\$27.89
508	Aquatics Supervisor	\$20.10	\$29.29
	Swimming Instructor Supervisor		
509	Assistant Camp Director	\$21.11	\$30.75
512	Day Camp Director	\$24.43	\$35.60

Appendix I: Revenue Details





CITY OF LAUREL, MD

Budget Worksheet Condensed

Group Summary

For Fiscal: FY2025-2026 Period Ending: 04/30/2026

RevSubCategor...	FY2023-2024 Total Activity	FY2024-2025 Total Activity	FY2025-2026 Total Budget	FY2025-2026 YTD Activity	FY2026-2027 DR FY2027
Fund: 10 - GENERAL FUND					
4010 - R/E TAX REVENUE	27,274,683.37	29,573,618.99	30,001,060.00	30,704,649.59	31,886,425.00
4030 - PERSONAL PROP TAX	1,382,109.46	1,397,021.03	1,345,000.00	1,286,813.43	1,315,000.00
4040 - PERSONAL PROP-INT/PENTALTY	72,969.50	82,561.26	40,000.00	21,543.39	40,000.00
4050 - LOCAL TAXES	5,218,471.01	5,539,730.55	4,850,000.00	3,662,481.27	5,500,000.00
4060 - OTHER LOCAL TAXES	1,981,271.24	2,154,103.47	1,979,771.00	1,111,712.49	2,210,857.00
4110 - LICENSES	735,635.10	710,213.09	756,350.00	475,210.72	662,850.00
4130 - PERMITS	558,851.01	504,983.64	334,975.00	312,019.92	330,159.00
4210 - FEDERAL GRANTS	2,120,347.74	676,797.54	23,000.00	49,628.40	28,000.00
4230 - STATE GRANTS	876,140.00	800,666.41	834,778.00	489,069.50	778,775.00
4250 - COUNTY GRANTS	237,904.24	417,375.64	448,362.00	212,000.00	146,362.00
4260 - OTHER GRANTS	0.00	14,550.00	0.00	0.00	75,000.00
4310 - GENERAL GOV'T SERVICE CH	191,395.24	156,933.14	150,797.00	117,811.06	135,250.00
4340 - SANITATION SERVICE CHGS	200,599.00	210,573.35	176,000.00	148,692.96	176,000.00
4350 - SERVICE CHARGE-HEALTH	9,705.07	30.00	10,000.00	78.44	10,000.00
4370 - FACILITY RENTALS	142,507.04	144,480.35	163,890.00	109,028.40	170,790.00
4411 - SWIMMING POOL FEES	194,461.00	147,727.00	135,010.00	72,263.00	130,510.00
4413 - RECREATION PROGRAM FEES	95,687.75	104,784.35	83,500.00	94,556.90	99,500.00
4415 - P&R ACTIVITY FEES	120,747.84	130,607.86	89,500.00	116,492.38	99,000.00
4417 - P&R CONCESSION FEES	36,153.71	30,333.33	25,000.00	18,857.81	26,500.00
4430 - SENIOR PROGRAM FEES	22,522.00	33,506.00	16,500.00	25,556.00	18,500.00
4620 - POLICE FINES	2,885,288.00	3,037,108.92	2,780,600.00	1,947,358.50	2,896,600.00
4630 - CODE ENFORCEMENT FINES	29,278.35	26,759.36	12,250.00	15,212.81	12,250.00
4710 - INVESTMENT INTEREST	245,151.56	282,187.66	199,500.00	121,113.44	1,299,500.00
4720 - RENTAL INCOME	18,000.00	18,000.00	18,963.00	15,000.00	18,963.00
4730 - CONTRIBUTIONS/DONATIONS	2,600.00	1,700.00	600.00	0.00	600.00
4740 - SALE OF PROPERTY	74,709.47	58,775.00	14,500.00	0.00	14,500.00
4750 - MISC REFUNDS AND REBATES	311,132.43	217,009.52	86,780.00	77,005.86	113,256.00
4761 - POLICE ACCT RECEIPTS	59,705.26	85,564.00	195,130.00	133,078.50	60,000.00
4790 - OTHER MISC REVENUES	14,778.62	209,883.29	487,474.00	-2,565.49	1,113,866.00
4840 - FUND TRANSFER	0.00	0.00	6,956,784.00	0.00	878,298.00
Fund: 10 - GENERAL FUND Total:	45,112,805.01	46,767,584.75	52,216,074.00	41,334,669.28	50,247,311.00
Report Total:	45,112,805.01	46,767,584.75	52,216,074.00	41,334,669.28	50,247,311.00
Fund	FY2023-2024 Total Activity	FY2024-2025 Total Activity	FY2025-2026 Total Budget	FY2025-2026 YTD Activity	FY2026-2027 DR FY2027
10 - GENERAL FUND	45,112,805.01	46,767,584.75	52,216,074.00	41,334,669.28	50,247,311.00
Report Total:	45,112,805.01	46,767,584.75	52,216,074.00	41,334,669.28	50,247,311.00



CITY OF LAUREL, MD

Budget Worksheet Condensed Account Summary

Item 8.

For Fiscal: FY2025-2026 Period Ending: 04/30/2026

		FY2023-2024 Total Activity	FY2024-2025 Total Activity	FY2025-2026 Total Budget	FY2025-2026 YTD Activity	FY2026-2027 DR FY2027
Fund: 10 - GENERAL FUND						
RevCategory: 40 - TAXES AND INTERGOVERNMENTAL						
10-4-000-40101	R/E TAX-SPECIAL TAXING DIST I	357,604.10	365,392.32	350,000.00	0.00	365,000.00
10-4-000-40175	R/E TAX REVENUE-FY2009	0.00	2.06	0.00	0.00	
10-4-000-40176	R/E TAX REVENUE-FY2010	0.00	2.06	0.00	0.00	
10-4-000-40177	R/E TAX REVENUE-FY2011	0.00	2.06	0.00	0.00	
10-4-000-40178	R/E TAX REVENUE-FY2012	0.00	1.42	0.00	0.00	
10-4-000-40179	R/E TAX REVENUE-FY2013	0.00	1.42	0.00	0.00	
10-4-000-40180	R/E TAX REVENUE-FY2014	0.00	1.42	0.00	0.00	
10-4-000-40181	R/E TAX REVENUE-FY2015	0.00	1.42	0.00	0.00	
10-4-000-40182	R/E TAX REVENUE-FY2016	0.00	1.42	0.00	0.00	
10-4-000-40183	R/E TAX REVENUE-FY2017	0.00	1.42	0.00	0.00	
10-4-000-40184	R/E TAX REVENUE-FY2018	0.00	1.42	0.00	0.00	
10-4-000-40185	R/E TAX REVENUE-FY2019	0.00	60.39	0.00	0.00	
10-4-000-40186	R/E TAX REVENUE-FY2020	0.00	26.58	0.00	0.00	
10-4-000-40187	R/E TAX REVENUE-FY2021	-33,327.53	-2,080.47	0.00	0.00	
10-4-000-40188	R/E TAX REVENUE-FY2022	-89,691.59	-20,075.85	0.00	-7,009.83	
10-4-000-40189	R/E TAX REVENUE-FY2023	-88,171.36	-29,689.75	0.00	-8,327.98	
10-4-000-40190	R/E TAX REVENUE-FY2024	27,128,269.75	-30,443.56	0.00	-43,621.91	
10-4-000-40191	R/E TAX REVENUE FY2025	0.00	29,290,413.21	0.00	-39,218.98	
10-4-000-40192	R/E TAX REVENUE-FY2026	0.00	0.00	29,651,060.00	30,802,828.29	
10-4-000-40193	R/E TAX REVENUE-FY2027	0.00	0.00	0.00	0.00	31,521,425.00

Budget Detail

Budget Code	Description	Units	Price	Amount
DR FY2027	1/2 YEAR NEW CONSTRUCTION	0.00	0.00	-375,000.00
DR FY2027	1/4 YEAR NEW CONSTRUCTION	0.00	0.00	-35,000.00
DR FY2027	ADDITIONAL APPEALS	0.00	0.00	50,000.00
DR FY2027	ANDERSON'S CORNER TIF	0.00	0.00	355,000.00
DR FY2027	GROSS REVENUE PER SDAT 02/14/2026	0.00	0.00	-32,398,725.00
DR FY2027	HDC TAX CREDITS	0.00	0.00	10,000.00

Budget Worksheet Condensed

For Fiscal: FY2025-2026 Period Ending: Item 8. 6

		FY2023-2024 Total Activity	FY2024-2025 Total Activity	FY2025-2026 Total Budget	FY2025-2026 YTD Activity	FY2026-2027 DR FY2027
DR FY2027	LBGC TAX CREDIT	0.00	0.00	7,300.00		
DR FY2027	PGCPS EMPLOYEE TAX CREDIT	0.00	0.00	25,000.00		
DR FY2027	PUBLIC SAFETY OFFICER TAX CREDIT	0.00	0.00	5,000.00		
DR FY2027	SENIOR-LONGEVITY TAX CREDIT	0.00	0.00	60,000.00		
DR FY2027	TOWNE CENTRE TIF	0.00	0.00	775,000.00		
10-4-000-40304	PERSONAL PROP IND-FY2023	-461.54	0.00	0.00	0.00	
10-4-000-40305	PERSONAL PROP IND-FY2024	6,990.84	51.38	0.00	0.00	
10-4-000-40306	PERSONAL PROP IND-FY2025	0.00	9,463.14	0.00	0.00	
10-4-000-40307	PERSONAL PROP IND-FY2026	0.00	0.00	10,000.00	8,115.87	
10-4-000-40308	PERSONAL PROP IND-FY2027	0.00	0.00	0.00	0.00	10,000.00
10-4-000-40344	PERSONAL PROP UTIL-FY2001	0.00	0.00	0.00	0.00	
10-4-000-40348	PERSONAL PROP UTIL-FY2024	564,657.06	0.00	0.00	0.00	
10-4-000-40349	PERSONAL PROP UTIL-FY2025	0.00	575,058.69	0.00	-230.01	
10-4-000-40350	PERSONAL PROP UTIL-FY2026	0.00	0.00	560,000.00	582,549.09	
10-4-000-40351	PERSONAL PROP UTIL-FY2027	0.00	0.00	0.00	0.00	580,000.00
10-4-000-40368	PERSONAL PROP CORP-FY2022	34,694.89	5,950.17	0.00	608.60	
10-4-000-40369	PERSONAL PROP CORP-FY2023	68,673.00	6,155.22	0.00	7,413.86	
10-4-000-40370	PERSONAL PROP CORP-FY2024	700,541.18	54,622.67	0.00	6,143.16	
10-4-000-40371	PERSONAL PROP CORP-FY2025	0.00	733,507.49	75,000.00	28,253.59	
10-4-000-40372	PERSONAL PROP CORP-FY2026	0.00	0.00	700,000.00	653,941.19	
10-4-000-40373	PERSONAL PROP CORP-FY2027	0.00	0.00	0.00	0.00	725,000.00
10-4-000-40391	PERSONAL PROP CORP-FY2013	0.00	17.75	0.00	0.00	
10-4-000-40392	PERSONAL PROP CORP-FY2014	0.00	50.70	0.00	0.00	
10-4-000-40393	PERSONAL PROP CORP-FY2015	42.76	116.44	0.00	0.00	
10-4-000-40394	PERSONAL PROP CORP-FY2016	42.76	83.98	0.00	0.00	
10-4-000-40395	PERSONAL PROP CORP-FY2017	42.76	12.17	0.00	0.00	
10-4-000-40396	PERSONAL PROP CORP-FY2018	3,393.18	1,006.90	0.00	0.00	
10-4-000-40397	PERSONAL PROP CORP-FY2019	658.43	278.85	0.00	5.07	
10-4-000-40398	PERSONAL PROP CORP-FY2020	830.14	7,856.30	0.00	0.00	
10-4-000-40399	PERSONAL PROP CORP-FY2021	2,004.00	2,789.18	0.00	13.01	
10-4-000-40405	REAL ESTATE-INT/PENALTY	41,906.58	57,434.28	20,000.00	12,600.48	20,000.00
10-4-000-40410	PERSONAL PROP-INT/PENALTY	31,062.92	25,126.98	20,000.00	8,942.91	20,000.00

Budget Worksheet Condensed

For Fiscal: FY2025-2026 Period Ending: Item 8. 6

		FY2023-2024 Total Activity	FY2024-2025 Total Activity	FY2025-2026 Total Budget	FY2025-2026 YTD Activity	FY2026-2027 DR FY2027
10-4-000-40505	LOCAL INCOME TAX	5,218,471.01	5,539,730.55	4,850,000.00	3,662,481.27	5,500,000.00
10-4-000-40605	ADM & AMUSEMENT TAXES	365,724.24	398,261.93	350,000.00	181,381.17	350,000.00
10-4-000-40610	PUBLIC UTILITIES-POLE TAX	1,257.00	1,255.00	1,200.00	0.00	1,200.00
10-4-000-40810	HIGHWAY USER TAX	1,181,078.19	1,318,862.93	1,200,000.00	724,389.48	1,406,086.00
10-4-000-40815	RACE TRACK IMPACT FEE	53,571.00	53,571.00	53,571.00	0.00	53,571.00
10-4-000-40820	HOTEL/MOTEL TAX	344,161.52	370,737.87	340,000.00	200,087.55	365,000.00
10-4-000-40821	PGC CANNABIS SALES TAX	35,479.29	11,414.74	35,000.00	5,854.29	35,000.00
RevCategory: 40 - TAXES AND INTERGOVERNMENTAL Total:		35,929,504.58	38,747,035.30	38,215,831.00	36,787,200.17	40,952,282.00
RevCategory: 41 - LICENSES & PERMITS						
10-4-000-41105	BEER/WINE/LIQUOR LICENSES	23,115.00	24,172.00	23,000.00	5,552.00	23,000.00
10-4-000-41110	AMUSEMENT LICENSES	11,720.00	10,320.00	11,000.00	2,280.00	11,000.00
10-4-000-41115	TRADERS LICENSES	59,976.40	52,889.56	70,000.00	11,283.10	50,000.00
10-4-000-41120	OCCUPATIONAL LICENSES	675.00	225.00	400.00	450.00	400.00
10-4-000-41125	COMM FIRE CODE INSPECTIONS	13,930.00	26,030.00	15,000.00	20,765.00	20,000.00
10-4-000-41126	RENTAL LICENSE	301,225.00	311,416.00	300,000.00	304,090.00	300,000.00
Budget Detail						
Budget Code	Description	Units	Price	Amount		
DR FY2027	RESIDENTIAL/MULTIFAMILY	1.00	-300,000.00	-300,000.00		
10-4-000-41127	CHILD CARE FIRE INSPECTIONS	4,815.00	2,095.00	3,500.00	2,255.00	2,000.00
10-4-000-41130	CABLE TV FRANCHISE-COMCAST	142,095.82	120,034.14	150,000.00	52,862.39	105,000.00
10-4-000-41131	CABLE TV FRANCHISE-VERIZON	177,766.42	162,671.39	182,000.00	75,628.23	150,000.00
10-4-000-41132	UTILITY FRANCHISE FEES	271.46	270.00	1,300.00	0.00	1,300.00
10-4-000-41134	ANIMAL LICENSES-PGC	0.00	0.00	0.00	0.00	
10-4-000-41135	OTHER LICENSES	45.00	90.00	150.00	45.00	150.00
10-4-000-41305	BUILDING PERMITS	268,186.47	272,462.96	133,750.00	118,838.92	152,950.00
Budget Detail						
Budget Code	Description	Units	Price	Amount		
DR FY2027	COMMERCIAL-GENERAL	1.00	-10,000.00	-10,000.00		
DR FY2027	OAKS AT LAUREL	0.00	0.00	-60,750.00		
DR FY2027	PATUXENT GREENS PHASE 6	0.00	0.00	-22,200.00		
DR FY2027	RESIDENTIAL-GENERAL	0.00	0.00	-60,000.00		
10-4-000-41310	GRADING PERMITS	37,685.65	7,050.00	0.00	5,375.00	
10-4-000-41315	PAVING PERMITS	15,993.64	6,115.68	2,000.00	3,901.00	2,000.00

Budget Worksheet Condensed

For Fiscal: FY2025-2026 Period Ending: Item 8. 6

		FY2023-2024	FY2024-2025	FY2025-2026	FY2025-2026	FY2026-2027
		Total Activity	Total Activity	Total Budget	YTD Activity	DR FY2027
Budget Detail						
Budget Code	Description	Units	Price	Amount		
DR FY2027	RESIDENTIAL GENERAL	1.00	-2,000.00	-2,000.00		
10-4-000-41320	SITWORK PERMITS	1,312.75	600.00	0.00	0.00	
10-4-000-41325	DEMOLITION PERMITS	300.00	1,400.00	500.00	250.00	500.00
10-4-000-41330	YARD SALE PERMITS	65.00	115.00	50.00	100.00	50.00
10-4-000-41335	FENCE PERMITS	3,800.00	3,975.00	2,250.00	2,375.00	2,250.00
10-4-000-41336	POD PERMITS	175.00	175.00	0.00	150.00	150.00
10-4-000-41340	USE & OCCUPANCY PERMITS	53,445.00	35,555.00	56,350.00	46,265.00	24,000.00
Budget Detail						
Budget Code	Description	Units	Price	Amount		
DR FY2027	COMMERCIAL GENERAL	0.00	0.00	-7,500.00		
DR FY2027	OAKS AT LAUREL	0.00	0.00	-8,250.00		
DR FY2027	PATUXENT GREENS PHASE 6	0.00	0.00	-8,250.00		
10-4-000-41345	BURGLAR ALARM PERMITS	200.00	450.00	400.00	150.00	400.00
10-4-000-41350	BURGLAR ALARM RENEWALS	3,765.00	5,160.00	4,000.00	1,260.00	4,000.00
10-4-000-41351	FIRE ALARM PERMITS	0.00	0.00	0.00	0.00	
10-4-000-41352	FIRE ALARM PERMIT RENEWALS	0.00	0.00	0.00	0.00	
10-4-000-41355	SIGN PERMITS	10,525.00	3,225.00	3,000.00	3,750.00	2,500.00
10-4-000-41360	ELECTRICAL PERMITS	120,815.00	132,110.00	76,450.00	103,340.00	36,000.00
Budget Detail						
Budget Code	Description	Units	Price	Amount		
DR FY2027	COMMERCIAL GENERAL	0.00	0.00	-10,000.00		
DR FY2027	OAKS AT LAUREL	0.00	0.00	-10,500.00		
DR FY2027	PATUXENT GREEN PHASE 6	0.00	0.00	-10,500.00		
DR FY2027	RESIDENTIAL GENERAL	0.00	0.00	-5,000.00		
10-4-000-41365	FIRE/LIFE SAFETY CODE PERMI...	41,057.50	34,590.00	54,725.00	25,790.00	103,859.00
Budget Detail						
Budget Code	Description	Units	Price	Amount		
DR FY2027	COMMERCIAL-GENERAL	0.00	0.00	-5,000.00		
DR FY2027	OAKS AT LAUREL	0.00	0.00	-88,054.00		
DR FY2027	PATUXENT GREENS PHASE 6	0.00	0.00	-8,805.00		
DR FY2027	RESIDENTIAL-GENERAL	0.00	0.00	-2,000.00		
10-4-000-41370	OTHER PERMITS	1,525.00	2,000.00	1,500.00	475.00	1,500.00
RevCategory: 41 - LICENSES & PERMITS Total:		1,294,486.11	1,215,196.73	1,091,325.00	787,230.64	993,009.00

Budget Worksheet Condensed

For Fiscal: FY2025-2026 Period Ending: Item 8. 6

		FY2023-2024 Total Activity	FY2024-2025 Total Activity	FY2025-2026 Total Budget	FY2025-2026 YTD Activity	FY2026-2027 DR FY2027
RevCategory: 42 - GRANTS						
10-4-000-42115	FEMA GRANT	0.00	0.00	0.00	0.00	
10-4-000-42116	ARPA FUNDS	2,094,792.52	648,215.90	0.00	70.00	
10-4-000-42135	OTHER FEDERAL GRANTS	25,555.22	28,581.64	23,000.00	49,548.40	28,000.00
Budget Detail						
Budget Code	Description	Units	Price	Amount		
DR FY2027	LPD TASK FORCE	0.00	0.00	-28,000.00		
10-4-000-42305	POLICE PROTECTION	702,345.00	685,455.00	702,345.00	411,896.00	702,345.00
10-4-000-42325	POLICE AID SUPPLEMENT	65,400.00	65,400.00	65,400.00	32,700.00	65,400.00
10-4-000-42327	PROTECTIVE BODY ARMOR GRT	8,175.00	8,115.00	8,047.00	487.50	6,030.00
10-4-000-42335	OTHER STATE GRANTS	100,220.00	41,696.41	58,986.00	43,986.00	5,000.00
Budget Detail						
Budget Code	Description	Units	Price	Amount		
DR FY2027	WATER WAY IMPROVEMENT	1.00	-5,000.00	-5,000.00		
10-4-000-42505	FINANCIAL CORPORATIONS	6,362.22	6,362.22	6,362.00	0.00	6,362.00
10-4-000-42512	YOUTH SERVICES BUREAU	130,775.27	80,181.80	135,000.00	0.00	
10-4-000-42513	M-NCPPC YOUTH RECREATION...	22,573.89	59,381.72	45,000.00	0.00	45,000.00
Budget Detail						
Budget Code	Description	Units	Price	Amount		
DR FY2027	SPECIAL EVENTS	1.00	-45,000.00	-45,000.00		
10-4-000-42514	AFTER SCHOOL PROGRAM	11,000.00	30,000.00	30,000.00	0.00	30,000.00
10-4-000-42515	M-NCPPC SENIORS GRANT	55,000.00	110,000.00	55,000.00	0.00	55,000.00
10-4-000-42516	M-NCPPC TEEN CENTER PROG	11,000.00	30,000.00	10,000.00	45,000.00	10,000.00
10-4-000-42517	HIGHWAY SAFETY GRANT	1,192.86	1,449.90	0.00	0.00	
10-4-000-42520	OTHER COUNTY GRANTS	0.00	100,000.00	167,000.00	167,000.00	
10-4-000-42601	GRANTS-CORPORATE-OTHER	0.00	14,550.00	0.00	0.00	
10-4-000-42602	GRANTS-NONPROFITS	0.00	0.00	0.00	0.00	75,000.00
Budget Detail						
Budget Code	Description	Units	Price	Amount		
DR FY2027	AAMA AND ABFHA - NUTRITION GRANT	0.00	0.00	-75,000.00		
RevCategory: 42 - GRANTS Total:		3,234,391.98	1,909,389.59	1,306,140.00	750,687.90	1,028,137.00
RevCategory: 43 - CHARGES FOR SERVICES						
10-4-000-43101	PASSPORT EXECUTION FEE	99,912.00	69,962.00	100,000.00	62,206.00	70,000.00

Budget Worksheet Condensed

For Fiscal: FY2025-2026 Period Ending: Item 8. 6

		FY2023-2024 Total Activity	FY2024-2025 Total Activity	FY2025-2026 Total Budget	FY2025-2026 YTD Activity	FY2026-2027 DR FY2027
10-4-000-43102	EV STATIONS-PUBLIC	489.02	51.64	500.00	876.86	750.00
10-4-000-43105	ZONING/SUBDIVISION FEES	55,312.40	48,635.00	20,000.00	21,545.00	20,000.00
10-4-000-43106	LAUREL TV-STUDIO MEMBERSH..	6,500.00	2,600.00	3,600.00	2,800.00	6,000.00
10-4-000-43107	LAUREL TV-PODCAST STUDIO ...	0.00	700.00	4,400.00	0.00	4,400.00
10-4-000-43110	SALES-MAPS/PUBLICATIONS	0.00	0.00	50.00	0.00	50.00
10-4-000-43112	SALES-COMPOST SUPPLIES	0.00	0.00	0.00	1,644.80	1,450.00
10-4-000-43115	POLICE REPORTS	14,663.00	13,800.00	10,047.00	9,440.00	17,400.00
10-4-000-43116	FINGERPRINTING	8,181.00	17,180.00	10,000.00	14,306.00	11,500.00
10-4-000-43118	POLICE SECURITY FEE	2,150.00	-350.00	1,000.00	250.00	1,000.00
10-4-000-43120	NOTARY/FLAG/RTN CHECK FEES	1,184.82	1,343.50	1,200.00	690.00	1,200.00
10-4-000-43125	OTHER-SERVICE CHARGES	1,500.00	0.00	0.00	700.00	
10-4-000-43126	FARMERS MARKET	1,503.00	3,011.00	0.00	2,592.00	1,500.00
10-4-000-43405	REFUSE-RESIDENTIAL SPECL	47,492.00	44,852.00	50,000.00	32,410.00	50,000.00
10-4-000-43410	REFUSE-COMMERCIAL SPECIAL	13,462.50	8,421.25	12,000.00	9,045.30	12,000.00
10-4-000-43415	REFUSE-COMMERCIAL	75,052.50	92,329.60	60,000.00	60,905.66	60,000.00
10-4-000-43420	RECYCLING-COMMERCIAL	57,637.00	62,545.50	52,000.00	43,042.00	52,000.00
10-4-000-43421	RECYCLING-COMMERCIAL TOT...	6,955.00	2,425.00	2,000.00	3,290.00	2,000.00
10-4-000-43510	YSB-COUNSELING FEES	9,705.07	30.00	10,000.00	78.44	10,000.00
10-4-000-43702	RENTAL-ARMORY COMM CTR	2,765.00	1,605.00	3,500.00	2,215.00	3,500.00
10-4-000-43703	RENTAL-PAVILIONS	13,681.25	12,355.00	13,000.00	8,870.00	15,500.00
10-4-000-43704	RENTAL-RJD COMM CTR	18,075.00	15,308.50	16,000.00	7,800.00	16,000.00
10-4-000-43705	RENTAL-GUDE LAKEHOUSE	16,022.50	13,610.00	14,000.00	7,685.00	14,000.00
10-4-000-43706	RENTAL-MAIN ST POOL MTG ...	30,085.79	14,666.28	15,000.00	19,324.57	17,000.00
Budget Detail						
Budget Code	Description	Units	Price	Amount		
DR FY2027	POOL MTG RM, P&R MAINT	1.00	-17,000.00	-17,000.00		
10-4-000-43707	RENTAL-ADMINISTRATIVE FEE	450.00	-271.00	600.00	250.00	400.00
10-4-000-43708	RENTAL-MUNICIPAL CTR	0.00	1,850.00	90.00	50.00	90.00
10-4-000-43709	RENTAL-GUDE PARK AND STAGE	0.00	0.00	900.00	0.00	900.00
10-4-000-43710	RENTAL-GREENVIEW CABANA	40,112.50	21,276.25	35,000.00	17,863.75	35,000.00
10-4-000-43711	RENTAL-PARTNERSHIP ACT CTR	745.00	830.00	800.00	535.00	800.00
10-4-000-43712	RENTAL-GUDE HOUSE	0.00	12,650.00	18,000.00	3,287.50	15,000.00

Budget Worksheet Condensed

For Fiscal: FY2025-2026 Period Ending: Item 8. 6

		FY2023-2024 Total Activity	FY2024-2025 Total Activity	FY2025-2026 Total Budget	FY2025-2026 YTD Activity	FY2026-2027 DR FY2027
10-4-000-43713	RENTAL-P&R MAINT COMPLEX...	0.00	0.00	0.00	300.00	600.00
10-4-000-43714	RENTAL-LMSC GYM	20,075.00	40,950.00	35,000.00	34,100.00	40,000.00
10-4-000-43785	RENTAL-PARKS/FIELDS	495.00	9,650.32	12,000.00	5,452.50	12,000.00
RevCategory: 43 - CHARGES FOR SERVICES Total:		544,206.35	512,016.84	500,687.00	373,555.38	492,040.00
RevCategory: 44 - FEES						
10-4-000-44111	SEASON PASSES	30,186.00	30,724.00	26,000.00	2,147.00	40,000.00
10-4-000-44113	DAILY PASSES-LMP	104,728.00	72,411.00	70,000.00	44,321.00	55,000.00
10-4-000-44114	DAILY PASSES-GREENVIEW PO...	45,181.00	31,229.00	28,000.00	19,798.00	25,000.00
10-4-000-44115	SWIM LESSONS	10,424.00	9,040.00	7,500.00	4,805.00	7,000.00
10-4-000-44117	BRACELETS/ID CARDS	12.00	58.00	10.00	52.00	10.00
10-4-000-44118	SWIM TEAM	3,930.00	4,265.00	3,500.00	575.00	3,500.00
10-4-000-44131	SPORTS LEAGUES	0.00	100.00	1,000.00	35.00	1,000.00
10-4-000-44132	DAY CAMP	86,901.25	92,646.75	70,000.00	79,658.00	85,000.00
10-4-000-44133	FIELD TRIPS	3,323.00	4,879.00	3,000.00	5,827.00	3,500.00
10-4-000-44134	SPECIAL EVENTS	3,074.00	1,955.00	4,500.00	3,198.00	4,500.00
10-4-000-44135	YOUTH SPORTS	2,389.50	5,203.60	5,000.00	5,798.90	5,500.00
10-4-000-44152	ADMISSIONS-RJDCC	11,603.00	12,991.00	8,000.00	11,633.00	9,000.00
10-4-000-44153	PASSES	16,518.00	22,089.83	13,000.00	20,939.00	15,000.00
10-4-000-44154	CLASSES	56,893.18	64,370.37	40,000.00	45,747.38	45,000.00
10-4-000-44155	PRESCHOOL	24,332.00	18,058.00	20,000.00	24,418.00	20,000.00
10-4-000-44156	BOAT RENTALS	2,400.00	3,234.00	2,500.00	1,622.00	2,500.00
10-4-000-44157	ADMISSIONS-LAAMCC	6,446.00	7,189.00	3,000.00	6,461.00	4,000.00
10-4-000-44159	DOG PARK FEES	1,550.00	1,670.00	2,000.00	840.00	1,500.00
10-4-000-44160	COMMUNITY GARDEN FEES	1,000.00	1,000.00	1,000.00	2,675.00	2,000.00
10-4-000-44162	PET TAG FEES	5.66	5.66	0.00	0.00	
10-4-000-44171	CONCESSIONS-MAIN ST POOL	24,916.21	19,309.20	18,000.00	12,072.73	18,000.00
10-4-000-44172	CONCESSIONS-LAKEHOUSE	1,335.34	1,272.32	1,000.00	515.10	1,000.00
10-4-000-44173	CONCESSIONS-GREENVIEW DR ...	8,775.44	6,054.77	5,500.00	3,789.68	5,500.00
10-4-000-44174	CONCESSIONS-EVENTS	1,126.72	3,697.04	500.00	2,480.30	2,000.00
10-4-000-44305	SENIOR TRIPS	13,647.00	11,777.00	10,000.00	12,941.00	10,000.00
10-4-000-44310	SENIOR CLASSES	4,387.50	17,146.00	2,500.00	9,714.00	5,000.00
10-4-000-44315	SENIOR EVENTS	2,665.00	2,843.00	2,000.00	991.00	2,000.00

Budget Worksheet Condensed

For Fiscal: FY2025-2026 Period Ending: Item 8. 6

		FY2023-2024 Total Activity	FY2024-2025 Total Activity	FY2025-2026 Total Budget	FY2025-2026 YTD Activity	FY2026-2027 DR FY2027
10-4-000-44325	SENIOR VAN RIDER FEE	1,822.50	1,740.00	2,000.00	1,620.00	1,500.00
	RevCategory: 44 - FEES Total:	469,572.30	446,958.54	349,510.00	324,674.09	374,010.00
	RevCategory: 46 - FINES					
10-4-000-46205	PARKING TICKETS	96,362.50	107,515.92	99,500.00	60,808.00	85,000.00
10-4-000-46210	FALSE ALARM FINES	11,800.00	10,250.00	19,300.00	18,250.00	16,700.00
10-4-000-46215	RELEASE FEE-IMPOUND VEHCL	11,400.00	15,400.00	11,800.00	10,300.00	14,400.00
10-4-000-46220	RED LIGHT CAMERA TICKETS	2,765,725.50	2,903,943.00	2,650,000.00	1,857,850.50	2,780,500.00
10-4-000-46305	MUNICIPAL INFRACTIONS	10,600.00	6,620.00	0.00	4,200.00	
10-4-000-46315	RE-INSPECTION FEE	10,400.00	17,075.00	10,000.00	9,625.00	10,000.00
10-4-000-46320	GRASS CUTTING CHARGES	4,035.35	2,809.36	1,250.00	802.81	1,250.00
10-4-000-46325	MISC CODE FINES	4,243.00	255.00	1,000.00	585.00	1,000.00
	RevCategory: 46 - FINES Total:	2,914,566.35	3,063,868.28	2,792,850.00	1,962,421.31	2,908,850.00
	RevCategory: 47 - MISCELLANEOUS REVENUES					
10-4-000-47105	INTEREST-INVESTMENTS-GF	218,535.22	212,215.49	175,000.00	107,073.21	1,275,000.00
	Budget Detail					
Budget Code	Description	Units	Price	Amount		
DR FY2027	ARPA BANK ACCT INTEREST	0.00	0.00	-1,100,000.00		
DR FY2027	INVESTMENT ACCOUNT INTEREST	0.00	0.00	-175,000.00		
10-4-000-47115	INTEREST-OVERNIGHT INVEST	2,373.08	1,620.35	2,000.00	1,229.69	2,000.00
10-4-000-47125	INTEREST-FLEET RSRV CD	8,082.43	22,787.73	7,500.00	0.00	7,500.00
10-4-000-47130	INTEREST-STREET RSRV CD	16,160.83	45,564.09	15,000.00	0.00	15,000.00
10-4-000-47205	STEPHEN P. TURNEY REC COMP...	18,000.00	18,000.00	18,963.00	15,000.00	18,963.00
10-4-000-47310	CONTRIBUTIONS-OTHER	2,600.00	1,700.00	600.00	0.00	600.00
10-4-000-47405	POLICE AUCTIONS	1,154.00	0.00	0.00	0.00	
10-4-000-47415	SALE OF VEHICLES	66,627.98	58,450.00	12,000.00	0.00	12,000.00
10-4-000-47420	SALE OF MISC PROPERTY	6,927.49	325.00	2,500.00	0.00	2,500.00
10-4-000-47510	DISPOSAL FEE REBATE	77,056.00	77,056.00	68,780.00	0.00	77,056.00
10-4-000-47515	INSURANCE CLAIMS RECEIPTS	88,851.37	59,726.87	18,000.00	69,206.89	35,000.00
10-4-000-47525	MISC REFUNDS & REBATES	145,225.06	80,226.65	0.00	7,798.97	1,200.00
	Budget Detail					
Budget Code	Description	Units	Price	Amount		
DR FY2027	DPW METAL DISPOSAL REBATE	0.00	0.00	-1,200.00		
10-4-000-47610	ASSET FORFEITURE ACCOUNT	59,705.26	85,564.00	195,130.00	133,078.50	60,000.00

Budget Worksheet Condensed

For Fiscal: FY2025-2026 Period Ending: Item 8. 6

		FY2023-2024 Total Activity	FY2024-2025 Total Activity	FY2025-2026 Total Budget	FY2025-2026 YTD Activity	FY2026-2027 DR FY2027
10-4-000-47901	ADVERTISING	7,276.83	4,448.41	2,500.00	2,316.82	2,500.00
10-4-000-47902	CABLE EQUIPMENT GRANT	0.00	149,780.76	133,333.00	0.00	159,464.00
Budget Detail						
Budget Code	Description	Units	Price	Amount		
DR FY2027	CABLE TV	1.00	-1,745.00	-1,745.00		
DR FY2027	CLOSED CAPTIONING SERVICE	1.00	-3,700.00	-3,700.00		
DR FY2027	DEPT OF COMMUNICATIONS EQUIP ACQ	0.00	0.00	-72,536.00		
DR FY2027	EMERGENCY/MOBILE CONNECTIVITY	1.00	-11,688.00	-11,688.00		
DR FY2027	FACILITIES BROADBAND	1.00	-28,000.00	-28,000.00		
DR FY2027	I - NET ANNUAL FEE	1.00	-77,000.00	-77,000.00		
DR FY2027	LIVE U	1.00	35,820.00	35,820.00		
DR FY2027	NETWORK MD	1.00	-5,000.00	-5,000.00		
DR FY2027	TV STUDIO SUPPORT	1.00	8,385.00	8,385.00		
DR FY2027	WEB STREAMING	1.00	-4,000.00	-4,000.00		
10-4-000-47903	DEVELOPER IMPACT FEES	2,879.94	4,234.75	235,000.00	2,880.00	150,000.00
Budget Detail						
Budget Code	Description	Units	Price	Amount		
DR FY2027	OAKS AT LAUREL	0.00	0.00	-75,000.00		
DR FY2027	PATUXENT GREENS PHASE 6	0.00	0.00	-75,000.00		
10-4-000-47904	REIMBURSEMENTS	0.00	0.00	109,141.00	0.00	794,402.00
Budget Detail						
Budget Code	Description	Units	Price	Amount		
DR FY2027	SPEED FUND>CIP TRANSFER>LPD FITNESS EQUIPMENT	0.00	0.00	-60,000.00		
DR FY2027	SPEED FUND>IT LAW ENF SYSTEMS	0.00	0.00	-499,480.00		
DR FY2027	SPEED FUND>LPD EQUIP MAINT	0.00	0.00	-188,927.00		
DR FY2027	SPEED FUND>LPD EQUIPMENT	1.00	-45,995.00	-45,995.00		
10-4-000-47906	REIMBURSEMENTS-CALL OUTS	1,362.12	2,990.72	1,500.00	1,046.20	1,500.00
10-4-000-47907	4TH OF JULY COMMITTEE	6,086.49	5,043.01	0.00	6,112.03	
10-4-000-47909	LGIT GRANTS	15,000.00	0.00	0.00	0.00	
10-4-000-47995	OTHER MISC REVENUES	-17,826.76	43,385.64	6,000.00	-14,920.54	6,000.00
RevCategory: 47 - MISCELLANEOUS REVENUES Total:		726,077.34	873,119.47	1,002,947.00	330,821.77	2,620,685.00
RevCategory: 48 - OTHER FINANCING SOURCES						
10-4-000-48415	TRANS FROM UNDES RESERVES	0.00	0.00	3,722,914.00	0.00	
10-4-000-48420	USE OF DESIGNATED FUNDS	0.00	0.00	3,233,870.00	0.00	878,298.00

		FY2023-2024	FY2024-2025	FY2025-2026	FY2025-2026	FY2026-2027
		Total Activity	Total Activity	Total Budget	YTD Activity	DR FY2027
Budget Detail						
Budget Code	Description	Units	Price	Amount		
DR FY2027	AED's/AED CASES/ACCESSORIES (PSS)	0.00	0.00	-19,525.00		
DR FY2027	APPRENTICESHIPS-IT, DPW (SSF)	0.00	0.00	-14,856.00		
DR FY2027	EMERGENCY MGT OUTSIDE SERVICES (PSS)	0.00	0.00	-78,600.00		
DR FY2027	EMERGENCY SERVICES COMMISSION GRANT	0.00	0.00	-25,000.00		
DR FY2027	LAUREL HELPING HANDS (SSF)	0.00	0.00	-168,142.00		
DR FY2027	MAYOR'S SUMMER JOB PROGRAM (SSF)	0.00	0.00	-19,765.00		
DR FY2027	P&R AUX SALARIES (SSF)	0.00	0.00	-495,505.00		
DR FY2027	SAFE SUMMER NIGHTS (SSF)	0.00	0.00	-15,000.00		
DR FY2027	SUPPORTED EMPLOYMENT-DEPT OF COMMS (SSF)	0.00	0.00	-9,905.00		
DR FY2027	YOUTH SERVICES COMMISSION GRANT (SSF)	0.00	0.00	-25,000.00		
DR FY2027	YOUTH VOUCHER PROGRAM (SSF)	0.00	0.00	-7,000.00		
RevCategory: 48 - OTHER FINANCING SOURCES Total:		0.00	0.00	6,956,784.00	0.00	878,298.00
Fund: 10 - GENERAL FUND Total:		45,112,805.01	46,767,584.75	52,216,074.00	41,316,591.26	50,247,311.00
Report Total:		45,112,805.01	46,767,584.75	52,216,074.00	41,316,591.26	50,247,311.00

Group Summary

RevCategor...	FY2023-2024 Total Activity	FY2024-2025 Total Activity	FY2025-2026 Total Budget	FY2025-2026 YTD Activity	FY2026-2027 DR FY2027
Fund: 10 - GENERAL FUND					
40 - TAXES AND INTERGOVERNMENTAL	35,929,504.58	38,747,035.30	38,215,831.00	36,787,200.17	40,952,282.00
41 - LICENSES & PERMITS	1,294,486.11	1,215,196.73	1,091,325.00	787,230.64	993,009.00
42 - GRANTS	3,234,391.98	1,909,389.59	1,306,140.00	750,687.90	1,028,137.00
43 - CHARGES FOR SERVICES	544,206.35	512,016.84	500,687.00	373,555.38	492,040.00
44 - FEES	469,572.30	446,958.54	349,510.00	324,674.09	374,010.00
46 - FINES	2,914,566.35	3,063,868.28	2,792,850.00	1,962,421.31	2,908,850.00
47 - MISCELLANEOUS REVENUES	726,077.34	873,119.47	1,002,947.00	330,821.77	2,620,685.00
48 - OTHER FINANCING SOURCES	0.00	0.00	6,956,784.00	0.00	878,298.00
Fund: 10 - GENERAL FUND Total:	45,112,805.01	46,767,584.75	52,216,074.00	41,316,591.26	50,247,311.00
Report Total:	45,112,805.01	46,767,584.75	52,216,074.00	41,316,591.26	50,247,311.00

Fund Summary

Fund	FY2023-2024 Total Activity	FY2024-2025 Total Activity	FY2025-2026 Total Budget	FY2025-2026 YTD Activity	FY2026-2027 DR FY2027
10 - GENERAL FUND	45,112,805.01	46,767,584.75	52,216,074.00	41,316,591.26	50,247,311.00
Report Total:	45,112,805.01	46,767,584.75	52,216,074.00	41,316,591.26	50,247,311.00

Appendix II: Expenditure Details





CITY OF LAUREL, MD

Budget Worksheet Condensed

Item 8.

Group Summary

For Fiscal: FY2025-2026 Period Ending: 04/30/2026

Departmen...	FY2023-2024 Total Activity	FY2024-2025 Total Activity	FY2025-2026 Total Budget	FY2025-2026 YTD Activity	FY2026-2027 DR FY2027
Fund: 10 - GENERAL FUND					
201 - CITY COUNCIL	92,360.20	90,371.30	115,109.00	72,297.56	128,300.00
205 - CLERK TO THE COUNCIL	181,995.61	193,899.15	232,642.00	175,746.79	255,046.00
210 - MAYOR	611,962.07	490,965.15	657,833.00	405,674.73	679,891.00
215 - CITY ADMINISTRATOR	731,462.58	635,128.23	638,427.00	501,283.71	686,941.00
220 - ELECTIONS	75,869.63	26,210.00	88,090.00	68,572.73	25,000.00
225 - BUDGET & PERSONNEL SVCS	1,171,345.80	1,235,662.48	1,313,593.00	955,660.24	1,473,250.00
235 - COMMUNICATIONS	669,246.13	689,584.22	783,860.00	589,005.35	963,623.00
240 - ECONOMIC & COMMUNITY DEV	653,234.09	707,227.81	930,642.00	438,700.47	1,854,027.00
244 - SUSTAINABILITY PROGRAMS	0.00	64,436.86	106,727.00	77,984.43	87,538.00
250 - INFORMATION TECHNOLOGY	2,389,942.15	2,614,110.94	2,967,441.00	2,013,703.94	3,599,384.00
270 - COMMUNITY PROMOTION	142,348.88	151,018.15	151,916.00	122,651.12	257,287.00
280 - GROUNDS MAINTENANCE	823,243.71	822,494.18	951,880.00	641,830.70	892,114.00
281 - JOSEPH R. ROBISON - LAUREL MUNICIPAL CENTER	189,413.46	215,612.74	195,918.00	175,172.01	204,250.00
284 - PUBLIC WORKS FACILITY	121,890.96	153,688.07	151,927.00	107,283.86	156,034.00
285 - ROBERT J. DIPIETRO COMMUNITY CENTER	174,515.46	192,761.44	199,513.00	102,521.59	170,069.00
286 - ARMORY COMMUNITY CENTER	112,506.70	109,850.85	124,252.00	78,531.86	124,950.00
287 - LAUREL MUSEUM	16,224.58	19,679.78	19,045.00	14,661.09	17,245.00
288 - GUDE LAKEHOUSE	29,279.92	22,764.70	37,850.00	24,065.64	38,250.00
289 - MAIN ST. POOL MAINTENANC	61,465.99	66,253.84	91,320.00	35,830.24	90,720.00
290 - LPD FACILITY	287,116.03	316,217.21	332,598.00	269,183.73	343,772.00
291 - GREENVIEW DR REC COMPLEX	37,918.57	32,660.23	53,355.00	21,444.59	54,155.00
292 - P&R MAINTENANCE FACILITY	39,110.67	53,733.86	52,020.00	31,796.46	53,520.00
293 - GUDE HOUSE	43,428.88	45,733.88	83,991.00	26,099.89	72,703.00
294 - CRAIG A. MOE LAUREL MULITSERVICE CENTER-MAINTENANCE	151,038.96	167,370.71	301,298.00	129,753.27	264,259.00
295 - 114 LAFAYETTE AVE	0.00	0.00	0.00	400.72	47,100.00
296 - 122 LAFAYETTE AVE	0.00	0.00	0.00	5,788.58	131,796.00
301 - POLICE	11,883,046.52	12,635,300.30	14,320,544.00	10,228,746.69	15,367,098.00
320 - FIRE MARSHAL & PERMIT SV	694,510.99	812,846.69	903,149.00	657,992.86	1,013,321.00
325 - EMERGENCY MANAGEMENT	469,429.66	553,956.33	711,345.00	455,441.94	700,924.00
326 - HUMAN SERVICES-CRAIG A. MOE LAUREL MULTISERVICE CENT...	72,218.30	342,092.24	561,254.00	350,966.82	602,135.00
401 - PUBLIC WORKS ADMIN	614,881.97	668,460.19	724,913.00	510,500.36	755,420.00
410 - AUTOMOTIVE MAINTENANCE	1,264,320.38	1,185,113.53	1,214,348.00	790,644.72	1,242,367.00
415 - WASTE COLLECTION	1,296,508.82	1,222,093.88	1,358,292.00	1,193,661.15	1,515,777.00
420 - RECYCLING	339,621.23	336,765.52	587,391.00	198,390.85	663,443.00
425 - HIGHWAYS & STREETS MAINT	843,965.00	1,060,640.38	1,144,792.00	819,051.54	1,102,140.00

Budget Worksheet Condensed

For Fiscal: FY2025-2026 Period Ending: 04/30/2026

Departmen...	FY2023-2024 Total Activity	FY2024-2025 Total Activity	FY2025-2026 Total Budget	FY2025-2026 YTD Activity	FY2026-2027 DR FY2027
430 - SNOW REMOVAL	115,595.49	119,689.60	186,155.00	92,331.35	186,226.00
435 - STREET LIGHTING	263,638.46	303,585.29	284,160.00	203,172.64	292,950.00
440 - ENGINEERING&TECH SERVICES	101,625.56	161,359.82	263,873.00	193,705.07	276,336.00
445 - TRAFFIC ENGINEERING	119,977.53	87,533.60	194,804.00	42,446.52	96,275.00
450 - TREE MANAGEMENT	96,081.95	98,892.26	93,802.00	88,871.19	133,477.00
501 - PARKS & RECREATION ADMIN	760,785.42	802,213.62	920,642.00	627,730.29	1,054,440.00
505 - RECREATION	403,352.72	457,278.11	542,926.00	380,661.21	550,902.00
510 - MAIN ST POOL PROGRAMS	310,570.73	283,348.79	330,813.00	189,155.70	310,944.00
515 - ROBERT J. DIPIETRO COMMUNITY CENTER	260,905.33	280,732.34	341,459.00	219,538.31	313,354.00
520 - GREENVIEW DR PROGRAMS	37,912.75	73,670.27	109,878.00	70,249.12	103,890.00
525 - ARMORY COMMUNITY CTR PROG	206,148.65	203,757.29	219,522.00	162,780.92	203,215.00
530 - HUMAN SERVICES-LAUREL HELPING HANDS	185,161.71	80,461.63	239,771.00	89,462.32	251,875.00
535 - GUDE LAKEHOUSE PROGRAMS	10,741.28	17,247.32	32,827.00	835.23	28,916.00
550 - SENIOR SERVICES	254,799.15	268,208.39	282,535.00	193,902.32	281,702.00
650 - PRINCIPAL	840,898.65	1,220,784.48	1,226,027.00	176,914.97	681,027.00
651 - INTEREST	57,034.63	204,039.64	435,347.00	72,625.38	400,920.00
652 - RETIREMENT	2,800,075.00	3,007,226.00	2,548,030.00	2,541,030.00	2,327,123.00
654 - PROPERTY INSURANCE	395,908.64	420,366.00	625,764.00	463,150.35	731,189.00
655 - BONDING INSURANCE	20,935.00	21,245.00	29,600.00	6,932.00	30,200.00
656 - EMPLOYEE INSURANCE	3,692,736.97	4,297,441.91	4,569,615.00	3,360,322.69	4,718,176.00
657 - MISC FINANCIAL USES	2,307,721.00	2,465,203.00	6,103,582.00	5,700,000.00	1,043,009.00
658 - SPECIAL TAXING DISTRICT	75,000.00	365,300.00	350,000.00	18,750.00	365,000.00
659 - AMERICAN RESCUE PLAN PROG	2,334,517.24	1,160,396.59	0.00	247,124.54	0.00
810 - EMPLOYEE TRAINING	130,204.40	165,648.27	160,712.00	109,776.30	199,979.00
820 - EMPLOYEE TUITION	13,363.50	9,396.00	16,955.00	8,550.00	32,337.00
Fund: 10 - GENERAL FUND Total:	42,081,115.66	44,509,730.06	52,216,074.00	37,551,060.65	50,247,311.00
Report Total:	42,081,115.66	44,509,730.06	52,216,074.00	37,551,060.65	50,247,311.00
Fund	FY2023-2024 Total Activity	FY2024-2025 Total Activity	FY2025-2026 Total Budget	FY2025-2026 YTD Activity	FY2026-2027 DR FY2027
10 - GENERAL FUND	42,081,115.66	44,509,730.06	52,216,074.00	37,551,060.65	50,247,311.00
Report Total:	42,081,115.66	44,509,730.06	52,216,074.00	37,551,060.65	50,247,311.00



CITY OF LAUREL, MD

Item 8.
Budget Worksheet Condensed
Account Summary
 For Fiscal: FY2025-2026 Period Ending: 04/30/2026

		FY2023-2024 Total Activity	FY2024-2025 Total Activity	FY2025-2026 Total Budget	FY2025-2026 YTD Activity	FY2026-2027 DR FY2027
Fund: 10 - GENERAL FUND						
Department: 201 - CITY COUNCIL						
ExpCategory: 51 - COMPENSATION						
10-5-201-51015	SALARIES-CITY COUNCIL	46,615.88	41,367.15	46,168.00	38,076.50	46,256.00
10-5-201-51071	FICA TAXES	2,718.69	2,598.38	3,869.00	2,374.73	3,539.00
10-5-201-51072	MD FAMILI	0.00	0.00	0.00	0.00	105.00
ExpCategory: 51 - COMPENSATION Total:		49,334.57	43,965.53	50,037.00	40,451.23	49,900.00
ExpCategory: 52 - OPERATING EXPENDITURES						
10-5-201-52015	INSTRUCTORS/INTERPRETERS	0.00	0.00	300.00	0.00	300.00
Budget Detail						
Budget Code	Description	Units	Price	Amount		
DR FY2027	SIGN LANGUAGE INTERPRETER	1.00	300.00	300.00		
10-5-201-52051	MEMBERSHIP DUES	20,497.01	14,101.15	17,500.00	17,239.34	17,800.00
Budget Detail						
Budget Code	Description	Units	Price	Amount		
DR FY2027	MML DUES (1/2 SPLIT W/ MAYOR)	1.00	15,500.00	15,500.00		
DR FY2027	PGCMA	1.00	2,300.00	2,300.00		
10-5-201-52062	ADVERTISING-MEETING/EVENT	905.00	1,330.00	2,000.00	0.00	2,000.00
10-5-201-52071	PRINTING-LETTERHEAD/ENVL	0.00	0.00	100.00	0.00	100.00
10-5-201-52079	PRINTING-MISCELLANEOUS	122.65	249.24	300.00	240.00	500.00
10-5-201-52304	OFFICE EQUIPMENT MAINT	46.75	0.00	150.00	0.00	150.00
10-5-201-52401	EXPENSE ALLOWANCE-COUNCIL	1,299.14	540.44	2,500.00	189.22	2,500.00
10-5-201-52421	PER DIEM	458.90	784.35	4,345.00	202.32	3,475.00
Budget Detail						
Budget Code	Description	Units	Price	Amount		
DR FY2027	MML SUMMER CONFERENCE - \$80 PER NIGHT>3 NIGHTS MAX	5.00	240.00	1,200.00		
DR FY2027	NLC CITY SUMMIT	5.00	455.00	2,275.00		
10-5-201-52422	HOTEL/TRAVEL	4,802.77	10,351.09	11,125.00	2,886.94	13,125.00

Budget Worksheet Condensed

For Fiscal: FY2025-2026 Period Ending: Item 8. 6

		FY2023-2024	FY2024-2025	FY2025-2026	FY2025-2026	FY2026-2027
		Total Activity	Total Activity	Total Budget	YTD Activity	DR FY2027
Budget Detail						
Budget Code	Description	Units	Price	Amount		
DR FY2027	MML SUMMER CONFERENCE- \$375 PER NIGHT>3 NIGHTS MAX	5.00	1,125.00	5,625.00		
DR FY2027	NLC CITY SUMMIT	5.00	1,500.00	7,500.00		
10-5-201-52429	TRAVEL-OTHER	444.19	2,299.40	1,400.00	1,136.30	3,500.00
Budget Detail						
Budget Code	Description	Units	Price	Amount		
DR FY2027	NLC CITY SUMMIT-AIRFARE	5.00	700.00	3,500.00		
10-5-201-52449	CONF & CONVENTIONS-OTHER	9,161.80	6,669.52	11,552.00	5,576.90	15,350.00
Budget Detail						
Budget Code	Description	Units	Price	Amount		
DR FY2027	MML FALL CONFERENCE	5.00	525.00	2,625.00		
DR FY2027	MML SUMMER CONFERENCE-\$700 PER PERSON	5.00	700.00	3,500.00		
DR FY2027	NLC CITY SUMMIT	5.00	1,090.00	5,450.00		
DR FY2027	NLC CONGRESSIONAL CITY CONF-DC	5.00	625.00	3,125.00		
DR FY2027	PGCMA LEGISLATIVE DINNER	5.00	80.00	400.00		
DR FY2027	PGCMA SCHOLARSHIP BREAKFAST	5.00	50.00	250.00		
10-5-201-52503	COMPUTER SUPPLIES	1,477.12	2,172.89	2,500.00	2,435.03	2,800.00
10-5-201-52509	OFFICE SUPPLIES-OTHER	287.64	15.98	200.00	41.49	200.00
10-5-201-52539	OTHER MISC SUPPLIES	213.35	225.32	350.00	120.00	350.00
10-5-201-52541	POSTAGE & SHIPPING	93.79	115.57	250.00	63.15	250.00
10-5-201-52602	PRESENTATIONS	1,109.96	371.55	2,000.00	855.97	2,000.00
10-5-201-52701	CONTINGENCY-TRAVEL	0.00	0.00	2,500.00	0.00	2,500.00
Budget Detail						
Budget Code	Description	Units	Price	Amount		
DR FY2027	ADDITIONAL TRAINING AND TRAVEL	5.00	500.00	2,500.00		
10-5-201-52704	CONTINGENCY-OTHER	217.75	817.55	2,000.00	72.05	7,500.00
10-5-201-52705	CONTINGENCY-COUNCIL PRESI...	1,533.58	4,597.73	2,000.00	390.23	2,000.00
10-5-201-52804	SPECIAL EVENTS	354.23	1,763.99	2,000.00	397.39	2,000.00
ExpCategory: 52 - OPERATING EXPENDITURES Total:		43,025.63	46,405.77	65,072.00	31,846.33	78,400.00
Department: 201 - CITY COUNCIL Total:		92,360.20	90,371.30	115,109.00	72,297.56	128,300.00

Budget Worksheet Condensed

For Fiscal: FY2025-2026 Period Ending: Item 8. 6

		FY2023-2024 Total Activity	FY2024-2025 Total Activity	FY2025-2026 Total Budget	FY2025-2026 YTD Activity	FY2026-2027 DR FY2027
Department: 205 - CLERK TO THE COUNCIL						
ExpCategory: 51 - COMPENSATION						
10-5-205-51011	SALARIES-REGULAR	160,185.91	163,844.41	195,282.00	149,773.39	206,078.00
10-5-205-51032	OVERTIME-REGULAR	0.00	0.00	1,050.00	848.40	
10-5-205-51071	FICA TAXES	12,009.19	12,247.13	15,019.00	11,347.95	15,765.00
10-5-205-51072	MD FAMILI	0.00	0.00	0.00	0.00	464.00
ExpCategory: 51 - COMPENSATION Total:		172,195.10	176,091.54	211,351.00	161,969.74	222,307.00
ExpCategory: 52 - OPERATING EXPENDITURES						
10-5-205-52020	OUTSIDE SERVICES-OTHER	0.00	7,508.76	7,900.00	18,416.04	10,000.00
Budget Detail						
Budget Code	Description	Units	Price	Amount		
DR FY2027	ANNUAL FULL SERVICE CODE SUPPLEMENTATION	1.00	10,000.00	10,000.00		
10-5-205-52051	MEMBERSHIP DUES	262.00	485.00	490.00	342.50	520.00
Budget Detail						
Budget Code	Description	Units	Price	Amount		
DR FY2027	IIMC - ADMIN ASSISTANT II	1.00	135.00	135.00		
DR FY2027	IIMC-CLERK	1.00	235.00	235.00		
DR FY2027	MMCA-CLERK & ADMIN ASSISTANT II	2.00	75.00	150.00		
10-5-205-52062	ADVERTISING-MEETING/EVENT	80.00	0.00	1,000.00	0.00	1,000.00
10-5-205-52079	PRINTING-MISCELLANEOUS	521.15	183.60	700.00	198.00	1,000.00
10-5-205-52081	BOOKS& PUBLICATIONS-OTHER	37.58	0.00	100.00	0.00	100.00
10-5-205-52421	PER DIEM	337.67	596.51	1,221.00	141.30	2,280.00
Budget Detail						
Budget Code	Description	Units	Price	Amount		
DR FY2027	IIMC ANNUAL CONFERENCE	1.00	505.00	505.00		
DR FY2027	IIMC REGION II CONFERENCE-CLERK & ADMIN ASSIST	2.00	300.00	600.00		
DR FY2027	MML SUM CONF- MMCA ANN MTG-ADMIN ASS-\$80 PER NIGHT	1.00	80.00	80.00		
DR FY2027	MML SUMMER CONF-CLERK-\$80 PER PERSON>3 NIGHTS MAX	1.00	320.00	320.00		
DR FY2027	NLC CITY SUMMIT	1.00	455.00	455.00		
DR FY2027	VMCA INSTITUTE - ADMIN ASSISTANT II	1.00	320.00	320.00		
10-5-205-52422	HOTEL/TRAVEL	3,132.94	4,909.97	3,725.00	988.35	7,395.00

		FY2023-2024	FY2024-2025	FY2025-2026	FY2025-2026	FY2026-2027
		Total Activity	Total Activity	Total Budget	YTD Activity	DR FY2027
Budget Detail						
Budget Code	Description	Units	Price	Amount		
DR FY2027	IIMC ANNUAL CONFERENCE	1.00	1,500.00	1,500.00		
DR FY2027	IIMC REGION II CONF-CLERK & ADMIN ASSISTANT II	2.00	1,000.00	2,000.00		
DR FY2027	MML SUMM CONF-MMCA ANN MTG-ADMIN-\$375 PER NIGHT	1.00	375.00	375.00		
DR FY2027	MML SUMMER CONFERENCE-CLERK-\$375 PER NIGHT	1.00	1,500.00	1,500.00		
DR FY2027	NLC CITY SUMMIT	1.00	1,500.00	1,500.00		
DR FY2027	VMCA INSTITUTE - ADMIN ASSISTANT II	1.00	520.00	520.00		
10-5-205-52429	TRAVEL-OTHER	1,590.27	877.03	1,000.00	769.43	1,500.00
Budget Detail						
Budget Code	Description	Units	Price	Amount		
DR FY2027	IIMC ANNUAL CONFERENCE	1.00	1,500.00	1,500.00		
10-5-205-52449	CONF & CONVENTIONS-OTHER	3,195.40	2,355.20	2,805.00	2,487.00	5,620.00
Budget Detail						
Budget Code	Description	Units	Price	Amount		
DR FY2027	IIMC ANNUAL CONFERENCE	1.00	800.00	800.00		
DR FY2027	IIMC REGION II CONF - CLERK & ADMIN ASST	2.00	650.00	1,300.00		
DR FY2027	MMCA MEETING - CLERK & ADMIN ASST	2.00	100.00	200.00		
DR FY2027	MML FALL CONFERENCE	1.00	525.00	525.00		
DR FY2027	MML SUMMER CONF - MMCA ANNUAL MTG - ADMIN ASSIST	1.00	100.00	100.00		
DR FY2027	MML SUMMER CONFERENCE - CLERK	1.00	700.00	700.00		
DR FY2027	NLC CITY SUMMIT - CLERK	1.00	1,015.00	1,015.00		
DR FY2027	PGCMA LEGISLATIVE DINNER	1.00	80.00	80.00		
DR FY2027	PGCMA SCHOLARSHIP BREAKFAST	1.00	50.00	50.00		
DR FY2027	VMCA INSTITUTE - ADMIN ASSISTANT II	1.00	850.00	850.00		
10-5-205-52509	OFFICE SUPPLIES-OTHER	243.26	287.05	250.00	21.99	250.00
10-5-205-52539	OTHER MISC SUPPLIES	387.04	333.49	800.00	470.65	800.00
Budget Detail						
Budget Code	Description	Units	Price	Amount		
DR FY2027	ARCHIVE OTHER MISC. SUPPLIES	1.00	300.00	300.00		
DR FY2027	CLERKS OTHER MISC.	1.00	500.00	500.00		
10-5-205-52704	CONTINGENCY-OTHER	13.20	271.00	1,000.00	37.45	1,000.00

Budget Worksheet Condensed

For Fiscal: FY2025-2026 Period Ending: Item 8. 6

		FY2023-2024 Total Activity	FY2024-2025 Total Activity	FY2025-2026 Total Budget	FY2025-2026 YTD Activity	FY2026-2027 DR FY2027
10-5-205-52804	SPECIAL EVENTS	0.00	0.00	300.00	436.18	1,274.00
ExpCategory: 52 - OPERATING EXPENDITURES Total:		9,800.51	17,807.61	21,291.00	24,308.89	32,739.00
Department: 205 - CLERK TO THE COUNCIL Total:		181,995.61	193,899.15	232,642.00	186,278.63	255,046.00
Department: 210 - MAYOR						
ExpCategory: 51 - COMPENSATION						
10-5-210-51011	SALARIES-REGULAR	127,916.49	134,274.83	145,447.00	87,992.39	150,323.00
10-5-210-51013	SUMMER EMPLOYMENT PROG...	4,500.00	7,470.00	13,797.00	13,797.00	18,360.00
10-5-210-51014	SALARIES-MAYOR	23,708.55	20,649.42	25,782.00	18,772.20	25,782.00
10-5-210-51032	OVERTIME-REGULAR	187.12	0.00	0.00	0.00	
10-5-210-51071	FICA TAXES	11,582.42	11,821.33	14,154.00	8,948.13	14,877.00
10-5-210-51072	MD FAML I	0.00	0.00	0.00	0.00	396.00
ExpCategory: 51 - COMPENSATION Total:		167,894.58	174,215.58	199,180.00	129,509.72	209,738.00
ExpCategory: 52 - OPERATING EXPENDITURES						
10-5-210-52011	LEGAL SERVICES	306,222.50	184,444.50	297,839.00	165,173.70	297,839.00
Budget Detail						
Budget Code	Description	Units	Price	Amount		
DR FY2027	LEGISLATION AND LEGAL REVIEW	1.00	297,839.00	297,839.00		
10-5-210-52020	OUTSIDE SERVICES-OTHER	48,000.00	48,000.00	56,000.00	36,000.00	56,000.00
Budget Detail						
Budget Code	Description	Units	Price	Amount		
DR FY2027	FEDERAL LEGISLATION REPS	1.00	24,000.00	24,000.00		
DR FY2027	PROPERTY APPRAISALS, ETC.	1.00	2,000.00	2,000.00		
DR FY2027	STATE/COUNTY REPS	1.00	30,000.00	30,000.00		
10-5-210-52051	MEMBERSHIP DUES	57,525.02	53,382.15	63,674.00	56,658.00	72,684.00
Budget Detail						
Budget Code	Description	Units	Price	Amount		
DR FY2027	AFRICAN AMERICAN MAYORS	1.00	1,100.00	1,100.00		
DR FY2027	CENTRAL MARYLAND CHAMBER	1.00	575.00	575.00		
DR FY2027	FRIENDS OF PATUXENT	1.00	25.00	25.00		
DR FY2027	LAUREL BOARD OF TRADE	1.00	100.00	100.00		
DR FY2027	MARYLAND BLACK MAYORS INC	1.00	100.00	100.00		
DR FY2027	MARYLAND MAYORS ASSOCIATION	1.00	313.00	313.00		
DR FY2027	MARYLAND MILESTONES	1.00	7,515.00	7,515.00		
DR FY2027	MML DUES(1/2 SPLIT W/ COUNCIL)	1.00	18,896.00	18,896.00		
DR FY2027	MWCOG	1.00	26,516.00	26,516.00		
DR FY2027	MWCOG FARM COMMITTEE FEE	1.00	3,030.00	3,030.00		
DR FY2027	MWCOG REGIONAL PUBLIC SAFETY FUND	1.00	8,101.00	8,101.00		

Budget Worksheet Condensed

For Fiscal: FY2025-2026 Period Ending: Item 8. 6

		FY2023-2024 Total Activity	FY2024-2025 Total Activity	FY2025-2026 Total Budget	FY2025-2026 YTD Activity	FY2026-2027 DR FY2027
DR FY2027	NAT'L LEAGUE OF CITIES	1.00	3,722.00	3,722.00		
DR FY2027	NONPROFIT PRINCE GEORGE'S COUNTY	1.00	500.00	500.00		
DR FY2027	US CONFERENCE OF MAYORS	1.00	2,191.00	2,191.00		
10-5-210-52052	SUBSCRIPTIONS	1.98	19.29	200.00	60.03	200.00
10-5-210-52071	PRINTING-LETTERHEAD/ENVL	440.29	90.35	500.00	33.00	500.00
10-5-210-52072	PRINTING-FLYERS	0.00	0.00	500.00	0.00	500.00
10-5-210-52402	EXPENSE ALLOWANCE-MAYOR	65.00	26.51	1,400.00	287.50	1,400.00
10-5-210-52421	PER DIEM	589.24	348.76	1,190.00	86.51	1,430.00
Budget Detail						
Budget Code	Description	Units	Price	Amount		
DR FY2027	MACO SUMMER	1.00	240.00	240.00		
DR FY2027	MML SUMMER CONFERENCE	2.00	225.00	450.00		
DR FY2027	NLC CITY SUMMIT	2.00	370.00	740.00		
10-5-210-52422	HOTEL/TRAVEL	5,272.64	3,792.75	4,450.00	916.64	5,950.00
Budget Detail						
Budget Code	Description	Units	Price	Amount		
DR FY2027	MACO	1.00	1,200.00	1,200.00		
DR FY2027	MML SUMMER CONFERENCE	2.00	1,125.00	2,250.00		
DR FY2027	NLC CITY SUMMIT	2.00	1,250.00	2,500.00		
10-5-210-52429	TRAVEL-OTHER	1,903.85	1,620.01	1,590.00	1,260.60	1,590.00
Budget Detail						
Budget Code	Description	Units	Price	Amount		
DR FY2027	NLC CITY SUMMIT	2.00	700.00	1,400.00		
DR FY2027	PARKING & TRANSPORTATION	1.00	190.00	190.00		
10-5-210-52449	CONF & CONVENTIONS-OTHER	8,746.20	5,375.20	6,660.00	5,123.75	7,410.00
Budget Detail						
Budget Code	Description	Units	Price	Amount		
DR FY2027	AFRICAN AMERICAN MAYORS ASSOCIATION CONF	1.00	1,100.00	1,100.00		
DR FY2027	CENTRAL MARYLAND CHAMBER OF COMMERCE AWARDS GALA	1.00	80.00	80.00		
DR FY2027	MACO	1.00	500.00	500.00		
DR FY2027	MD MAYORS ASSOC - WINTER CONF	1.00	270.00	270.00		
DR FY2027	MMCA QUARTERLY MEETINGS	1.00	100.00	100.00		
DR FY2027	MML SUMMER CONFERENCE	2.00	700.00	1,400.00		
DR FY2027	NLC CITY SUMMIT	1.00	700.00	700.00		
DR FY2027	NLC CONGRESSIONAL CITY CONF-DC	2.00	625.00	1,250.00		

Budget Worksheet Condensed

For Fiscal: FY2025-2026 Period Ending: Item 8. 6

		FY2023-2024 Total Activity	FY2024-2025 Total Activity	FY2025-2026 Total Budget	FY2025-2026 YTD Activity	FY2026-2027 DR FY2027
DR FY2027	PGCMA LEGISLATIVE DINNER	2.00	80.00	160.00		
DR FY2027	PGCMA SCHOLARSHIP BREAKFAST	2.00	50.00	100.00		
DR FY2027	US CONF OF MAYORS- WINTER MTG	1.00	1,750.00	1,750.00		
10-5-210-52509	OFFICE SUPPLIES-OTHER	998.78	586.63	750.00	1,241.85	750.00
10-5-210-52539	OTHER MISC SUPPLIES	77.79	0.00	350.00	0.00	350.00
10-5-210-52541	POSTAGE & SHIPPING	410.57	156.51	700.00	69.22	700.00
10-5-210-52602	PRESENTATIONS	625.38	629.85	1,100.00	830.47	1,100.00
10-5-210-52704	CONTINGENCY-OTHER	13,188.25	16,787.55	20,000.00	6,566.19	20,000.00
10-5-210-52804	SPECIAL EVENTS	0.00	1,489.51	1,750.00	89.85	1,750.00

Budget Detail

Budget Code	Description	Units	Price	Amount
DR FY2027	ELECTED OFFICIALS FORUM	1.00	350.00	350.00
DR FY2027	MISC MEETINGS	1.00	500.00	500.00
DR FY2027	PGCMA CHAPTER MEETING	1.00	400.00	400.00
DR FY2027	PRINCIPALS & CLERGY MEETINGS	1.00	500.00	500.00

ExpCategory: 52 - OPERATING EXPENDITURES Total: **444,067.49** **316,749.57** **458,653.00** **274,397.31** **470,153.00**

ExpCategory: 60 - CAPITAL OUTLAY

10-5-210-61010	EQUIPMENT ACQUISITION<500	0.00	0.00	0.00	667.70	
ExpCategory: 60 - CAPITAL OUTLAY Total:		0.00	0.00	0.00	667.70	0.00
Department: 210 - MAYOR Total:		611,962.07	490,965.15	657,833.00	404,574.73	679,891.00

Department: 215 - CITY ADMINISTRATOR

ExpCategory: 51 - COMPENSATION

10-5-215-51011	SALARIES-REGULAR	592,292.90	542,490.71	516,318.00	393,887.97	539,342.00
10-5-215-51071	FICA TAXES	43,929.19	39,857.34	39,499.00	28,703.89	41,260.00
10-5-215-51072	MD FAML	0.00	0.00	0.00	0.00	1,214.00
ExpCategory: 51 - COMPENSATION Total:		636,222.09	582,348.05	555,817.00	422,591.86	581,816.00

ExpCategory: 52 - OPERATING EXPENDITURES

10-5-215-52011	LEGAL SERVICES	8,607.50	5,692.50	40,000.00	56,944.40	60,000.00
Budget Detail						
Budget Code	Description	Units	Price	Amount		
DR FY2027	ETHICS COMMISSION COUNSEL	1.00	10,000.00	10,000.00		
DR FY2027	LABOR COUNSEL SERVICE (DPW COLLECTIVE BARGAINING)	1.00	50,000.00	50,000.00		
10-5-215-52020	OUTSIDE SERVICES-OTHER	17,627.50	793.00	0.00	0.00	
10-5-215-52026	LICENSES-SOFTWARE	8,858.96	0.00	0.00	0.00	

Budget Worksheet Condensed

For Fiscal: FY2025-2026 Period Ending: Item 8. 6

		FY2023-2024 Total Activity	FY2024-2025 Total Activity	FY2025-2026 Total Budget	FY2025-2026 YTD Activity	FY2026-2027 DR FY2027
10-5-215-52042	EQUIPMENT RENTAL/LEASE	10,865.00	0.00	0.00	0.00	
10-5-215-52051	MEMBERSHIP DUES	3,598.25	1,625.00	1,590.00	1,625.00	1,800.00
Budget Detail						
Budget Code	Description	Units	Price	Amount		
DR FY2027	INTL CITY MGRS ASSOC	1.00	1,200.00	1,200.00		
DR FY2027	MD CITY/CO MGR ASSOC CA/DCA	2.00	200.00	400.00		
DR FY2027	NATIONAL FORUM FOR BLACK PUBLIC ADMIN (NFBPA)	1.00	200.00	200.00		
10-5-215-52052	SUBSCRIPTIONS	387.43	0.00	0.00	0.00	
10-5-215-52072	PRINTING-FLYERS	0.00	0.00	0.00	0.00	
10-5-215-52079	PRINTING-MISCELLANEOUS	3,220.99	6,366.64	1,000.00	97.00	1,000.00
Budget Detail						
Budget Code	Description	Units	Price	Amount		
DR FY2027	VOLUNTEER LAUREL PROMOTIONAL	1.00	1,000.00	1,000.00		
10-5-215-52081	BOOKS & PUBLICATIONS-OTHER	290.85	0.00	100.00	0.00	100.00
10-5-215-52403	EXPENSE ALLOWANCE-CITYADM	697.51	451.08	500.00	482.17	500.00
10-5-215-52421	PER DIEM	524.61	905.77	1,290.00	432.38	1,760.00
Budget Detail						
Budget Code	Description	Units	Price	Amount		
DR FY2027	ICMA CONFERENCE	1.00	480.00	480.00		
DR FY2027	MML FALL CONFERENCE	2.00	100.00	200.00		
DR FY2027	MML SUMMER CONFERENCE	2.00	240.00	480.00		
DR FY2027	NFBPA	1.00	300.00	300.00		
DR FY2027	NLC CITY SUMMIT	1.00	300.00	300.00		
10-5-215-52422	HOTEL/TRAVEL	5,777.84	7,244.20	6,060.00	3,971.58	7,300.00
Budget Detail						
Budget Code	Description	Units	Price	Amount		
DR FY2027	ICMA CONFERENCE	1.00	1,700.00	1,700.00		
DR FY2027	MML FALL CONFERENCE	1.00	650.00	650.00		
DR FY2027	MML SUMMER CONFERENCE	2.00	1,125.00	2,250.00		
DR FY2027	NFBPA	1.00	1,500.00	1,500.00		
DR FY2027	NLC CITY SUMMIT	1.00	1,200.00	1,200.00		
10-5-215-52429	TRAVEL-OTHER	1,494.54	2,382.32	1,125.00	475.28	1,975.00
Budget Detail						
Budget Code	Description	Units	Price	Amount		
DR FY2027	ICMA CONFERENCE AIRFARE	1.00	550.00	550.00		

Budget Worksheet Condensed

For Fiscal: FY2025-2026 Period Ending: Item 8. 6

		FY2023-2024 Total Activity	FY2024-2025 Total Activity	FY2025-2026 Total Budget	FY2025-2026 YTD Activity	FY2026-2027 DR FY2027
DR FY2027	MISC PARKING, FARES, ETC	1.00	375.00	375.00		
DR FY2027	NFBPA	1.00	550.00	550.00		
DR FY2027	NLC CITY SUMMIT AIRFARE	1.00	500.00	500.00		
10-5-215-52449	CONF & CONVENTIONS-OTHER	4,696.69	4,679.00	4,245.00	2,666.90	6,240.00
Budget Detail						
Budget Code	Description	Units	Price	Amount		
DR FY2027	ICMA CONFERENCE	1.00	1,000.00	1,000.00		
DR FY2027	MCCMA	2.00	200.00	400.00		
DR FY2027	MML FALL CONFERENCE REGISTRATION	2.00	700.00	1,400.00		
DR FY2027	MML SUMMER CONFERENCE REGISTRATION	2.00	700.00	1,400.00		
DR FY2027	NFBPA CONFERENCE REGISTRATION	1.00	900.00	900.00		
DR FY2027	NLC CITY SUMMIT	1.00	880.00	880.00		
DR FY2027	PGCMA LEGISLATIVE DINNER	2.00	80.00	160.00		
DR FY2027	PGCMA SCHOLARSHIP BREAKFAST	2.00	50.00	100.00		
10-5-215-52501	COPIER PAPER	3,319.20	2,417.91	2,450.00	0.00	2,450.00
10-5-215-52503	COMPUTER SUPPLIES	264.55	2,773.46	2,450.00	1,920.28	2,450.00
Budget Detail						
Budget Code	Description	Units	Price	Amount		
DR FY2027	TONER, INK, CARTIRDGES, ETC	1.00	2,450.00	2,450.00		
10-5-215-52509	OFFICE SUPPLIES-OTHER	2,041.22	253.03	1,641.00	992.98	1,350.00
Budget Detail						
Budget Code	Description	Units	Price	Amount		
DR FY2027	DEPARTMENT OFFICE SUPPLIES	1.00	1,000.00	1,000.00		
DR FY2027	LAUREL CITIZENS UNIVERSITY	1.00	350.00	350.00		
10-5-215-52531	CONCESSION SUPPLIES	4,350.85	3,328.24	3,768.00	1,779.85	3,200.00
Budget Detail						
Budget Code	Description	Units	Price	Amount		
DR FY2027	LAUREL CITIZENS UNIVERSITY	1.00	2,000.00	2,000.00		
DR FY2027	PAPER PRODUCTS, UTENSILS, ETC	1.00	200.00	200.00		
DR FY2027	VOLUNTEER LAUREL	1.00	1,000.00	1,000.00		
10-5-215-52539	OTHER MISC SUPPLIES	388.23	0.00	0.00	0.00	
10-5-215-52541	POSTAGE & SHIPPING	2,665.32	145.81	500.00	17.02	300.00
Budget Detail						
Budget Code	Description	Units	Price	Amount		
DR FY2027	OFFICE CORRESPONDENCE	1.00	300.00	300.00		

Budget Worksheet Condensed

For Fiscal: FY2025-2026 Period Ending: Item 8. 6

		FY2023-2024 Total Activity	FY2024-2025 Total Activity	FY2025-2026 Total Budget	FY2025-2026 YTD Activity	FY2026-2027 DR FY2027
10-5-215-52561	UNIFORM PURCHASES	181.50	221.80	200.00	0.00	200.00
10-5-215-52604	OTHER GIFTS & AWARDS	1,724.47	1,827.15	1,850.00	590.48	1,500.00
Budget Detail						
Budget Code	Description	Units	Price	Amount		
DR FY2027	LAUREL CITIZENS UNIVERSITY	1.00	500.00	500.00		
DR FY2027	MISC ITEMS	1.00	1,000.00	1,000.00		
10-5-215-52701	CONTINGENCY-TRAVEL	1,513.50	8,822.19	10,000.00	5,743.14	10,000.00
10-5-215-52704	CONTINGENCY-OTHER	462.51	0.00	1,500.00	475.30	1,500.00
10-5-215-52804	SPECIAL EVENTS	11,111.82	2,851.08	2,341.00	575.09	1,500.00
Budget Detail						
Budget Code	Description	Units	Price	Amount		
DR FY2027	LAUREL CITIZEN'S UNIVERSITY VOLUNTEER LAUREL	1.00	1,500.00	1,500.00		
10-5-215-52817	FARMERS MKT VENDOR PYMTS	504.00	0.00	0.00	0.00	
ExpCategory: 52 - OPERATING EXPENDITURES Total:		95,174.84	52,780.18	82,610.00	78,788.85	105,125.00
ExpCategory: 60 - CAPITAL OUTLAY						
10-5-215-61010	EQUIPMENT ACQUISITION<500	65.65	0.00	0.00	0.00	
ExpCategory: 60 - CAPITAL OUTLAY Total:		65.65	0.00	0.00	0.00	0.00
Department: 215 - CITY ADMINISTRATOR Total:		731,462.58	635,128.23	638,427.00	501,380.71	686,941.00
Department: 220 - ELECTIONS						
ExpCategory: 52 - OPERATING EXPENDITURES						
10-5-220-52011	LEGAL SERVICES	14,385.00	26,210.00	18,000.00	4,825.00	18,000.00
10-5-220-52016	GENERAL CONSULTANTS	13,650.00	0.00	27,605.00	25,570.00	
10-5-220-52020	OUTSIDE SERVICES-OTHER	18,870.25	0.00	4,485.00	4,485.00	
10-5-220-52042	EQUIPMENT RENTAL/LEASE	21,700.00	0.00	25,900.00	25,900.00	
10-5-220-52061	ADVERTISING-PUBLIC NOTICE	1,260.00	0.00	2,000.00	380.00	
10-5-220-52079	PRINTING-MISCELLANEOUS	3,605.20	0.00	3,500.00	816.90	2,000.00
10-5-220-52509	OFFICE SUPPLIES-OTHER	473.79	0.00	300.00	321.63	
10-5-220-52539	OTHER MISC SUPPLIES	1,436.19	0.00	5,500.00	4,747.38	
10-5-220-52541	POSTAGE & SHIPPING	489.20	0.00	800.00	1,526.82	5,000.00

		FY2023-2024	FY2024-2025	FY2025-2026	FY2025-2026	FY2026-2027
		Total Activity	Total Activity	Total Budget	YTD Activity	DR FY2027
Budget Detail						
Budget Code	Description	Units	Price	Amount		
DR FY2027	BULK RATE MAIL PERMIT AND ADDITIONAL POSTAGE	0.00	0.00	5,000.00		
ExpCategory: 52 - OPERATING EXPENDITURES Total:		75,869.63	26,210.00	88,090.00	68,572.73	25,000.00
Department: 220 - ELECTIONS Total:		75,869.63	26,210.00	88,090.00	68,572.73	25,000.00
Department: 225 - BUDGET & PERSONNEL SVCS						
ExpCategory: 51 - COMPENSATION						
10-5-225-51011	SALARIES-REGULAR	852,744.10	901,142.19	944,882.00	716,498.31	1,047,330.00
Budget Detail						
Budget Code	Description	Units	Price	Amount		
DR FY2027	REGULAR SALARY	0.00	0.00	1,036,930.00		
DR FY2027	SPECIALITY PAY	0.00	0.00	10,400.00		
10-5-225-51021	SALARIES-AUXILIARY	0.00	11,221.88	16,790.00	12,259.56	
10-5-225-51032	OVERTIME-REGULAR	0.00	0.00	2,000.00	0.00	2,000.00
10-5-225-51071	FICA TAXES	63,350.69	67,418.49	73,721.00	53,747.00	80,274.00
10-5-225-51072	MD FAML I	0.00	0.00	0.00	0.00	2,361.00
ExpCategory: 51 - COMPENSATION Total:		916,094.79	979,782.56	1,037,393.00	782,504.87	1,131,965.00
ExpCategory: 52 - OPERATING EXPENDITURES						
10-5-225-52012	ACCOUNTING SERVICES	33,259.75	33,670.42	38,000.00	28,843.25	75,000.00
Budget Detail						
Budget Code	Description	Units	Price	Amount		
DR FY2027	ACCOUNTING PROCESS REVIEW	1.00	5,000.00	5,000.00		
DR FY2027	ANNUAL AUDITS-LMSC NONPROFIT	0.00	0.00	30,000.00		
DR FY2027	FY2026 AUDIT	1.00	40,000.00	40,000.00		
10-5-225-52014	BANKING SERVICES	116,327.67	144,706.94	131,500.00	111,075.69	160,000.00
10-5-225-52020	OUTSIDE SERVICES-OTHER	59,518.13	35,421.28	58,100.00	11,102.44	53,400.00
Budget Detail						
Budget Code	Description	Units	Price	Amount		
DR FY2027	CITY WIDE SHREDDING	1.00	2,400.00	2,400.00		
DR FY2027	CRIMINAL BACKGROUND CHECKS	1.00	3,000.00	3,000.00		
DR FY2027	DRUG TESTING	1.00	4,500.00	4,500.00		
DR FY2027	EMPLOYEE ASSISTANCE PROG	1.00	4,000.00	4,000.00		
DR FY2027	EMPLOYEE HEALTH/ WELLNESS	1.00	500.00	500.00		
DR FY2027	GASB REPORTING	1.00	12,900.00	12,900.00		
DR FY2027	HR CONSULTING	1.00	4,000.00	4,000.00		
DR FY2027	JOB ANALYSIS/FIT FOR DUTY	5.00	1,100.00	5,500.00		

Budget Worksheet Condensed

For Fiscal: FY2025-2026 Period Ending: Item 8. 6

		FY2023-2024	FY2024-2025	FY2025-2026	FY2025-2026	FY2026-2027
		Total Activity	Total Activity	Total Budget	YTD Activity	DR FY2027
DR FY2027	PRE-EMPLOYMENT PHYSICALS	1.00	6,000.00	6,000.00		
DR FY2027	PROCESS EVALUATION	1.00	2,500.00	2,500.00		
DR FY2027	RECERTIFICATIONS	1.00	1,400.00	1,400.00		
DR FY2027	UNEMPLOYMENT TAX SERVICE	1.00	630.00	630.00		
DR FY2027	WELLNESS APPLICATION	0.00	0.00	6,070.00		
10-5-225-52051	MEMBERSHIP DUES	659.00	1,525.25	2,440.00	815.00	2,425.00
Budget Detail						
Budget Code	Description	Units	Price	Amount		
DR FY2027	AMAZON PRIME	1.00	800.00	800.00		
DR FY2027	GFOA	2.00	240.00	480.00		
DR FY2027	MARYLAND GFOA	2.00	45.00	90.00		
DR FY2027	PRIMA MARYLAND	1.00	30.00	30.00		
DR FY2027	PRIMA NATIONAL	1.00	425.00	425.00		
DR FY2027	SAMS CLUB	1.00	300.00	300.00		
DR FY2027	SOCIETY FOR HR MGT	1.00	300.00	300.00		
10-5-225-52052	SUBSCRIPTIONS	2,943.80	2,983.80	850.00	783.60	850.00
Budget Detail						
Budget Code	Description	Units	Price	Amount		
DR FY2027	GAAFR REVIEW	1.00	150.00	150.00		
DR FY2027	LABOR LAW POSTERS	1.00	700.00	700.00		
10-5-225-52061	ADVERTISING-PUBLIC NOTICE	336.95	0.00	750.00	0.00	750.00
Budget Detail						
Budget Code	Description	Units	Price	Amount		
DR FY2027	VACANCY ADS	1.00	750.00	750.00		
10-5-225-52071	PRINTING-LETTERHEAD/ENVL	0.00	359.19	350.00	215.85	350.00
10-5-225-52072	PRINTING-FLYERS	0.00	55.00	0.00	0.00	
10-5-225-52073	PRINTING-FORMS	1,049.51	1,097.26	1,250.00	554.10	1,250.00
Budget Detail						
Budget Code	Description	Units	Price	Amount		
DR FY2027	CHECK STOCK	1.00	250.00	250.00		
DR FY2027	TAX FORMS	1.00	1,000.00	1,000.00		
10-5-225-52079	PRINTING-MISCELLANEOUS	0.00	0.00	0.00	0.00	
10-5-225-52319	MAINTENANCE-OTHER	0.00	395.00	0.00	0.00	
10-5-225-52421	PER DIEM	0.00	0.00	0.00	0.00	300.00

Budget Worksheet Condensed

For Fiscal: FY2025-2026 Period Ending: Item 8. 6

		FY2023-2024	FY2024-2025	FY2025-2026	FY2025-2026	FY2026-2027
		Total Activity	Total Activity	Total Budget	YTD Activity	DR FY2027
Budget Detail						
Budget Code	Description	Units	Price	Amount		
DR FY2027	SHRM CONVENTION	3.00	100.00	300.00		
10-5-225-52422	HOTEL/TRAVEL	0.00	0.00	0.00	0.00	1,600.00
Budget Detail						
Budget Code	Description	Units	Price	Amount		
DR FY2027	SHRM CONFERENCE	0.00	0.00	1,600.00		
10-5-225-52429	TRAVEL-OTHER	279.95	0.00	300.00	0.00	300.00
10-5-225-52449	CONF & CONVENTIONS-OTHER	0.00	0.00	360.00	0.00	2,760.00
Budget Detail						
Budget Code	Description	Units	Price	Amount		
DR FY2027	MDGFOA MEETINGS	4.00	90.00	360.00		
DR FY2027	SHRM REGISTRATION	1.00	2,400.00	2,400.00		
10-5-225-52503	COMPUTER SUPPLIES	1,668.51	1,650.76	2,000.00	664.34	2,000.00
10-5-225-52509	OFFICE SUPPLIES-OTHER	1,074.80	925.86	1,500.00	557.56	1,500.00
10-5-225-52539	OTHER MISC SUPPLIES	29.17	163.32	250.00	39.58	250.00
10-5-225-52541	POSTAGE & SHIPPING	3,699.56	3,231.91	6,050.00	2,051.70	6,050.00
10-5-225-52561	UNIFORM PURCHASES	0.00	0.00	0.00	0.00	
10-5-225-52602	PRESENTATIONS	34,247.52	29,052.89	32,500.00	13,734.15	32,500.00
Budget Detail						
Budget Code	Description	Units	Price	Amount		
DR FY2027	EMPLOYEE APPRECIATION DAY	1.00	17,500.00	17,500.00		
DR FY2027	SAFETY INCENTIVE AWARDS	1.00	15,000.00	15,000.00		
10-5-225-52604	OTHER GIFTS & AWARDS	0.00	141.11	0.00	0.00	
ExpCategory: 52 - OPERATING EXPENDITURES Total:		255,094.32	255,379.99	276,200.00	170,437.26	341,285.00
ExpCategory: 60 - CAPITAL OUTLAY						
10-5-225-61010	EQUIPMENT ACQUISITION<\$500	156.69	499.93	0.00	0.00	
ExpCategory: 60 - CAPITAL OUTLAY Total:		156.69	499.93	0.00	0.00	0.00
Department: 225 - BUDGET & PERSONNEL SVCS Total:		1,171,345.80	1,235,662.48	1,313,593.00	952,942.13	1,473,250.00
Department: 235 - COMMUNICATIONS						
ExpCategory: 51 - COMPENSATION						
10-5-235-51011	SALARIES-REGULAR	425,052.86	457,859.75	501,420.00	384,316.50	576,134.00
10-5-235-51021	SALARIES-AUXILIARY	93,786.39	78,403.19	97,950.00	78,387.27	134,180.00
10-5-235-51032	OVERTIME-REGULAR	217.52	235.30	0.00	11.00	

		FY2023-2024 Total Activity	FY2024-2025 Total Activity	FY2025-2026 Total Budget	FY2025-2026 YTD Activity	FY2026-2027 DR FY2027
10-5-235-51071	FICA TAXES	39,018.14	39,997.54	45,854.00	34,429.87	54,340.00
10-5-235-51072	MD FAMILI	0.00	0.00	0.00	0.00	1,600.00
ExpCategory: 51 - COMPENSATION Total:		558,074.91	576,495.78	645,224.00	497,144.64	766,254.00
ExpCategory: 52 - OPERATING EXPENDITURES						
10-5-235-52020	OUTSIDE SERVICES-OTHER	17,959.73	20,434.74	20,700.00	10,898.84	20,700.00
Budget Detail						
Budget Code	Description	Units	Price	Amount		
DR FY2027	CLOSED CAPTIONING (PEG)	1.00	3,700.00	3,700.00		
DR FY2027	OUTSIDE SERVICE VENDORS	1.00	17,000.00	17,000.00		
10-5-235-52042	EQUIPMENT RENTAL/LEASE	35,020.00	35,020.00	35,820.00	35,020.00	35,820.00
Budget Detail						
Budget Code	Description	Units	Price	Amount		
DR FY2027	LIVE U ANNUAL LEASE (PEG)	1.00	35,820.00	35,820.00		
10-5-235-52051	MEMBERSHIP DUES	485.00	0.00	880.00	0.00	880.00
Budget Detail						
Budget Code	Description	Units	Price	Amount		
DR FY2027	ALLIANCE FOR COMTY MEDIA	1.00	400.00	400.00		
DR FY2027	NATL ACAD OF TV ARTS & SCIENCE	2.00	60.00	120.00		
DR FY2027	NATL INFO OFFCR ASSOCIATION	1.00	160.00	160.00		
DR FY2027	PR SOC OF AMER/MD CHAPTER	1.00	200.00	200.00		
10-5-235-52052	SUBSCRIPTIONS	3,398.47	7,065.82	11,710.00	537.02	11,710.00
Budget Detail						
Budget Code	Description	Units	Price	Amount		
DR FY2027	CANVA	1.00	500.00	500.00		
DR FY2027	DROPBOX	1.00	500.00	500.00		
DR FY2027	ENVATO	1.00	200.00	200.00		
DR FY2027	FRAME.IO	1.00	1,056.00	1,056.00		
DR FY2027	HOOTSUITE	1.00	1,118.00	1,118.00		
DR FY2027	INDIGOV PLATFORM	0.00	0.00	5,738.00		
DR FY2027	JOTFORM	1.00	250.00	250.00		
DR FY2027	MONDAY	1.00	1,596.00	1,596.00		
DR FY2027	PODBEAN	1.00	468.00	468.00		
DR FY2027	SYNCTRACKS	1.00	199.00	199.00		
DR FY2027	ZENFOLIO	1.00	85.00	85.00		
10-5-235-52061	ADVERTISING-PUBLIC NOTICE	0.00	0.00	2,000.00	0.00	2,000.00

Budget Worksheet Condensed

For Fiscal: FY2025-2026 Period Ending: Item 8. 6

		FY2023-2024	FY2024-2025	FY2025-2026	FY2025-2026	FY2026-2027
		Total Activity	Total Activity	Total Budget	YTD Activity	DR FY2027
Budget Detail						
Budget Code	Description	Units	Price	Amount		
DR FY2027	LAUREL TV SCHEDULE-6 PER YEAR	1.00	1,000.00	1,000.00		
DR FY2027	PODCAST CITY STUDIOS ADVERTISEMENT 4 PER YEAR	1.00	1,000.00	1,000.00		
10-5-235-52072	PRINTING-FLYERS	169.63	9,554.20	16,500.00	8,149.48	16,500.00
Budget Detail						
Budget Code	Description	Units	Price	Amount		
DR FY2027	COMMUNITY BROCHURES/NEWSLETTERS/BOOKLETS	0.00	0.00	16,500.00		
10-5-235-52079	PRINTING-MISCELLANEOUS	68.52	45.00	600.00	0.00	600.00
10-5-235-52081	BOOKS & PUBLICATIONS-OTHER	63.99	78.84	100.00	0.00	100.00
10-5-235-52304	OFFICE EQUIPMENT MAINT	298.00	24.00	0.00	0.00	
10-5-235-52310	COMPUTER SOFTWARE MAINT	127.08	0.00	128.00	0.00	128.00
Budget Detail						
Budget Code	Description	Units	Price	Amount		
DR FY2027	DROPBOX ANNUAL FEE	1.00	128.00	128.00		
10-5-235-52319	MAINTENANCE-OTHER	4,620.00	2,062.68	7,000.00	5,975.00	7,000.00
Budget Detail						
Budget Code	Description	Units	Price	Amount		
DR FY2027	STUDIO EQUIPMENT/FIELD CAMERAS	1.00	7,000.00	7,000.00		
10-5-235-52421	PER DIEM	180.90	127.57	1,080.00	0.00	720.00
Budget Detail						
Budget Code	Description	Units	Price	Amount		
DR FY2027	GOVERNMENT SOCIAL MEDIA CONFERENCE	1.00	240.00	240.00		
DR FY2027	MML SUMMER CONFERENCE	2.00	240.00	480.00		
10-5-235-52422	HOTEL TRAVEL	2,361.19	2,972.71	2,990.00	0.00	3,375.00
Budget Detail						
Budget Code	Description	Units	Price	Amount		
DR FY2027	GOVERNMENT SOCIAL MEDIA CONFERENCE	1.00	1,125.00	1,125.00		
DR FY2027	MML SUMMER CONFERENCE	2.00	1,125.00	2,250.00		
10-5-235-52429	TRAVEL-OTHER	1,202.90	329.58	600.00	0.00	600.00

Budget Worksheet Condensed

For Fiscal: FY2025-2026 Period Ending: Item 8. 6

		FY2023-2024 Total Activity	FY2024-2025 Total Activity	FY2025-2026 Total Budget	FY2025-2026 YTD Activity	FY2026-2027 DR FY2027
Budget Detail						
Budget Code	Description	Units	Price	Amount		
DR FY2027	GOVERNMENT SOCIAL MEDIA CONFERENCE	1.00	600.00	600.00		
10-5-235-52449	CONF & CONVENTIONS-OTHER	1,618.19	675.00	2,828.00	2,010.00	3,000.00
Budget Detail						
Budget Code	Description	Units	Price	Amount		
DR FY2027	GOVERNMENT SOCIAL MEDIA CONFERENCE	1.00	1,600.00	1,600.00		
DR FY2027	MML SUMMER CONFERENCE	2.00	700.00	1,400.00		
10-5-235-52503	COMPUTER SUPPLIES	234.17	1,611.06	1,500.00	0.00	1,500.00
Budget Detail						
Budget Code	Description	Units	Price	Amount		
DR FY2027	THUMB DRIVES, SD CARDS, CARD READERS	1.00	1,500.00	1,500.00		
10-5-235-52509	OFFICE SUPPLIES-OTHER	2,617.67	1,236.13	3,100.00	1,533.10	3,100.00
10-5-235-52537	VIDEO/AUDIO SUPPLIES	2,458.38	1,721.39	3,500.00	466.21	3,500.00
Budget Detail						
Budget Code	Description	Units	Price	Amount		
DR FY2027	MICROPHONES, TRIPODS, LIGHTS, CAMERA PARTS	1.00	3,500.00	3,500.00		
10-5-235-52539	OTHER MISC SUPPLIES	1,174.05	165.45	2,100.00	1,393.58	2,100.00
10-5-235-52541	POSTAGE & SHIPPING	6,060.28	7,349.77	7,000.00	3,487.32	7,000.00
Budget Detail						
Budget Code	Description	Units	Price	Amount		
DR FY2027	PASSPORTS	1.00	6,000.00	6,000.00		
DR FY2027	REGULAR	1.00	1,000.00	1,000.00		
10-5-235-52561	UNIFORM PURCHASES	1,190.36	1,319.22	2,000.00	0.00	2,000.00
Budget Detail						
Budget Code	Description	Units	Price	Amount		
DR FY2027	UNIFORM PURCHASES	1.00	2,000.00	2,000.00		
10-5-235-52602	PRESENTATIONS	0.00	18.55	0.00	0.00	
10-5-235-52604	OTHER GIFTS & AWARDS	443.75	2,610.68	1,000.00	0.00	1,000.00
Budget Detail						
Budget Code	Description	Units	Price	Amount		
DR FY2027	TELLY AWARD APPLICATION/AWARD	1.00	1,000.00	1,000.00		

Budget Worksheet Condensed

For Fiscal: FY2025-2026 Period Ending: Item 8. 6

		FY2023-2024	FY2024-2025	FY2025-2026	FY2025-2026	FY2026-2027
		Total Activity	Total Activity	Total Budget	YTD Activity	DR FY2027
10-5-235-52804	SPECIAL EVENTS	1,089.22	924.98	1,500.00	872.30	1,500.00
Budget Detail						
Budget Code	Description	Units	Price	Amount		
DR FY2027	COMMUNITY OUTREACH EVENTS	1.00	1,500.00	1,500.00		
ExpCategory: 52 - OPERATING EXPENDITURES Total:		82,841.48	95,347.37	124,636.00	70,342.85	124,833.00
ExpCategory: 60 - CAPITAL OUTLAY						
10-5-235-61010	EQUIPMENT ACQUISITION<500	6,538.50	189.62	0.00	1,027.27	
10-5-235-61020	EQUIPMENT ACQUISITION>500	21,791.24	17,551.45	14,000.00	17,018.00	72,536.00
Budget Detail						
Budget Code	Description	Units	Price	Amount		
DR FY2027	STUDIO/FIELD CAMERAS (PEG)	2.00	36,268.00	72,536.00		
ExpCategory: 60 - CAPITAL OUTLAY Total:		28,329.74	17,741.07	14,000.00	18,045.27	72,536.00
Department: 235 - COMMUNICATIONS Total:		669,246.13	689,584.22	783,860.00	585,532.76	963,623.00
Department: 240 - ECONOMIC & COMMUNITY DEV						
ExpCategory: 51 - COMPENSATION						
10-5-240-51011	SALARIES-REGULAR	482,140.34	550,618.05	644,858.00	370,918.33	669,910.00
10-5-240-51021	SALARIES-AUXILIARY	5,197.87	15,145.19	0.00	1,081.22	
10-5-240-51071	FICA TAXES	36,759.91	42,358.02	49,332.00	27,792.48	51,249.00
10-5-240-51072	MD FAML I	0.00	0.00	0.00	0.00	1,508.00
ExpCategory: 51 - COMPENSATION Total:		524,098.12	608,121.26	694,190.00	399,792.03	722,667.00
ExpCategory: 52 - OPERATING EXPENDITURES						
10-5-240-52020	OUTSIDE SERVICES-OTHER	7,166.20	14,175.00	0.00	0.00	5,100.00
Budget Detail						
Budget Code	Description	Units	Price	Amount		
DR FY2027	CODE UPDATES	0.00	0.00	2,600.00		
DR FY2027	HISTORIC DISTRICT CONSULTANT	1.00	2,500.00	2,500.00		
10-5-240-52051	MEMBERSHIP DUES	1,666.82	1,914.57	2,525.00	1,695.00	2,905.00
Budget Detail						
Budget Code	Description	Units	Price	Amount		
DR FY2027	AMERICAN PLANNING ASSOCIATION	3.00	320.00	960.00		
DR FY2027	INTERNATIONAL ECONOMIC DEVELOPMENT COUNCIL	2.00	385.00	770.00		
DR FY2027	MAIN STREET AMERICA	1.00	375.00	375.00		
DR FY2027	MARYLAND ECONOMIC DEVELOPMENT ASSOCIATION	2.00	200.00	400.00		
DR FY2027	MARYLAND PLANNING COMMISSION A	1.00	250.00	250.00		

Budget Worksheet Condensed

For Fiscal: FY2025-2026 Period Ending: Item 8. 6

		FY2023-2024 Total Activity	FY2024-2025 Total Activity	FY2025-2026 Total Budget	FY2025-2026 YTD Activity	FY2026-2027 DR FY2027
DR FY2027	NATIONAL ASSOCIATION OF PRESERVATION MEMBERSHIP	2.00	75.00	150.00		
10-5-240-52062	ADVERTISING-MEETING/EVENT	1,821.85	0.00	2,000.00	1,351.40	2,000.00
Budget Detail						
Budget Code	Description	Units	Price	Amount		
DR FY2027	PUBLICATION OF LEGAL NOTICES	1.00	2,000.00	2,000.00		
10-5-240-52071	PRINTING-LETTERHEAD/ENVL	0.00	137.00	600.00	0.00	600.00
Budget Detail						
Budget Code	Description	Units	Price	Amount		
DR FY2027	DEPARTMENTAL ENVELOPES ONLY	1.00	600.00	600.00		
10-5-240-52079	PRINTING-MISCELLANEOUS	210.97	1,107.00	1,500.00	210.00	3,000.00
Budget Detail						
Budget Code	Description	Units	Price	Amount		
DR FY2027	MAPS/GENERAL	1.00	1,000.00	1,000.00		
DR FY2027	MISC. PRINTING/BROCHURES	1.00	2,000.00	2,000.00		
10-5-240-52081	BOOKS & PUBLICATIONS-OTHER	299.00	118.66	500.00	67.28	500.00
Budget Detail						
Budget Code	Description	Units	Price	Amount		
DR FY2027	PLANNING BOOKS	1.00	500.00	500.00		
10-5-240-52304	OFFICE EQUIPMENT MAINT	0.00	0.00	100.00	0.00	100.00
10-5-240-52421	PER DIEM	536.94	669.14	916.00	0.00	1,488.00
Budget Detail						
Budget Code	Description	Units	Price	Amount		
DR FY2027	APA CONFERENCE	2.00	193.00	386.00		
DR FY2027	IEDC CONFERENCE	2.00	179.00	358.00		
DR FY2027	MAIN STREET MARYLAND	1.00	100.00	100.00		
DR FY2027	MEDA CONFERENCE	2.00	100.00	200.00		
DR FY2027	MML FALL CONFERENCE	1.00	204.00	204.00		
DR FY2027	MML SUMMER CONFERENCE	1.00	240.00	240.00		
10-5-240-52422	HOTEL/TRAVEL	2,601.51	3,431.29	3,030.00	0.00	4,050.00
Budget Detail						
Budget Code	Description	Units	Price	Amount		
DR FY2027	APA CONFERENCE	2.00	700.00	1,400.00		
DR FY2027	IEDC CONFERENCE	2.00	450.00	900.00		
DR FY2027	MAIN STREET MARYLAND	1.00	150.00	150.00		
DR FY2027	MEDA CONFERENCE	2.00	500.00	1,000.00		

Budget Worksheet Condensed

For Fiscal: FY2025-2026 Period Ending: Item 8. 6

		FY2023-2024 Total Activity	FY2024-2025 Total Activity	FY2025-2026 Total Budget	FY2025-2026 YTD Activity	FY2026-2027 DR FY2027
DR FY2027	MML FALL CONFERENCE	1.00	600.00	600.00		
10-5-240-52429	TRAVEL-OTHER	402.15	737.16	921.00	0.00	1,642.00
Budget Detail						
Budget Code	Description	Units	Price	Amount		
DR FY2027	APA CONFERENCE	2.00	450.00	900.00		
DR FY2027	IEDC CONFERENCE	2.00	271.00	542.00		
DR FY2027	MEDA CONFERENCE	1.00	200.00	200.00		
10-5-240-52449	CONF & CONVENTIONS-OTHER	2,320.00	2,180.00	3,800.00	795.00	6,735.00
Budget Detail						
Budget Code	Description	Units	Price	Amount		
DR FY2027	APA CONFERENCE	2.00	400.00	800.00		
DR FY2027	IEDC CONFERENCE	2.00	1,575.00	3,150.00		
DR FY2027	MAIN STREET MARYLAND	1.00	250.00	250.00		
DR FY2027	MEDA ANNUAL CONFERENCE	2.00	600.00	1,200.00		
DR FY2027	MEDA WINTER CONFERENCE	1.00	110.00	110.00		
DR FY2027	MML FALL CONFERENCE	1.00	525.00	525.00		
DR FY2027	MML SUMMER CONFERENCE	1.00	700.00	700.00		
10-5-240-52509	OFFICE SUPPLIES-OTHER	1,525.35	1,638.88	2,000.00	797.52	2,000.00
10-5-240-52524	SIGNS, POSTS, HARDWARE	587.00	907.00	1,000.00	0.00	1,030.00
Budget Detail						
Budget Code	Description	Units	Price	Amount		
DR FY2027	HDC SIGNS	1.00	515.00	515.00		
DR FY2027	ZONING SIGNS	1.00	515.00	515.00		
10-5-240-52539	OTHER MISC SUPPLIES	283.37	96.61	400.00	154.47	400.00
10-5-240-52541	POSTAGE & SHIPPING	745.04	353.79	1,660.00	649.98	1,660.00
10-5-240-52561	UNIFORM PURCHASES	72.00	163.26	200.00	135.00	200.00
Budget Detail						
Budget Code	Description	Units	Price	Amount		
DR FY2027	SHIRTS FOR STAFF	1.00	200.00	200.00		
10-5-240-52564	WORK BOOT/SHOE PURCHASES	114.99	199.98	300.00	0.00	450.00
Budget Detail						
Budget Code	Description	Units	Price	Amount		
DR FY2027	SHOE ALLOWANCE FOR PLANNERS	3.00	150.00	450.00		
10-5-240-52602	PRESENTATIONS	444.00	0.00	0.00	0.00	
10-5-240-52806	ECONOMIC DEVELOPMENT	108,338.78	71,277.21	215,000.00	30,752.79	1,097,500.00

		FY2023-2024	FY2024-2025	FY2025-2026	FY2025-2026	FY2026-2027
		Total Activity	Total Activity	Total Budget	YTD Activity	DR FY2027
Budget Detail						
Budget Code	Description	Units	Price	Amount		
DR FY2027	ECONOMIC DEV EVENTS	1.00	10,000.00	10,000.00		
DR FY2027	ECONOMIC DEV GRANT PROGRAMS	4.00	20,000.00	80,000.00		
DR FY2027	ECONOMIC DEV MARKETING	1.00	5,000.00	5,000.00		
DR FY2027	ECONOMIC DEV PRESENTATIONS	1.00	2,500.00	2,500.00		
DR FY2027	FAMILY RESILIENCY PROGRAM	4.00	250,000.00	1,000,000.00		
ExpCategory: 52 - OPERATING EXPENDITURES Total:		129,135.97	99,106.55	236,452.00	36,608.44	1,131,360.00
Department: 240 - ECONOMIC & COMMUNITY DEV Total:		653,234.09	707,227.81	930,642.00	436,400.47	1,854,027.00
Department: 244 - SUSTAINABILITY PROGRAMS						
ExpCategory: 51 - COMPENSATION						
10-5-244-51021	SALARIES-AUXILIARY	0.00	0.00	24,244.00	19,442.73	16,000.00
10-5-244-51071	FICA TAXES	0.00	0.00	1,224.00	1,487.42	1,224.00
10-5-244-51072	MD FAML I	0.00	0.00	0.00	0.00	36.00
ExpCategory: 51 - COMPENSATION Total:		0.00	0.00	25,468.00	20,930.15	17,260.00
ExpCategory: 52 - OPERATING EXPENDITURES						
10-5-244-52020	OUTSIDE SERVICES-OTHER	0.00	13,882.41	16,400.00	7,720.00	12,400.00
Budget Detail						
Budget Code	Description	Units	Price	Amount		
DR FY2027	ENVIRONMENTAL DIGITAL DESIGN	1.00	2,400.00	2,400.00		
DR FY2027	ENVIRONMENTAL PROGRAMS CONSULTANT	1.00	10,000.00	10,000.00		
10-5-244-52026	LICENSES-SOFTWARE	0.00	8,253.20	9,005.00	10,805.00	9,460.00
Budget Detail						
Budget Code	Description	Units	Price	Amount		
DR FY2027	BIGBELLY SOFTWARE RENEWAL	1.00	1,400.00	1,400.00		
DR FY2027	CANVA	1.00	300.00	300.00		
DR FY2027	RECYCLE COACH SOFTWARE	1.00	7,700.00	7,700.00		
DR FY2027	TRELLO	1.00	60.00	60.00		
10-5-244-52042	EQUIPMENT RENTAL/LEASE	0.00	23,927.04	24,120.00	23,847.24	29,640.00
Budget Detail						
Budget Code	Description	Units	Price	Amount		
DR FY2027	BIGBELLY ANNUAL CONTRACT	10.00	2,400.00	24,000.00		
DR FY2027	BLINK ANNUAL EQUIPMENT LEASE	0.00	0.00	5,520.00		
DR FY2027	TOTILPAY/SNAP EBT	6.00	20.00	120.00		
10-5-244-52051	MEMBERSHIP DUES	0.00	2,387.95	2,338.00	1,055.00	2,338.00

		FY2023-2024	FY2024-2025	FY2025-2026	FY2025-2026	FY2026-2027
		Total Activity	Total Activity	Total Budget	YTD Activity	DR FY2027
Budget Detail						
Budget Code	Description	Units	Price	Amount		
DR FY2027	APWA	1.00	258.00	258.00		
DR FY2027	BEE CITY USA	1.00	300.00	300.00		
DR FY2027	GREATER WASHINGTON CLEAN CITIES COALITION	1.00	250.00	250.00		
DR FY2027	MARYLAND RECYCLING NETWORK	1.00	175.00	175.00		
DR FY2027	NORTHEAST RECYCLING COUNCIL	1.00	625.00	625.00		
DR FY2027	SWANA	1.00	255.00	255.00		
DR FY2027	U.S. COMPOSTING COUNCIL	1.00	475.00	475.00		
10-5-244-52079	PRINTING-MISCELLANEOUS	0.00	6,528.28	12,500.00	944.05	7,500.00
Budget Detail						
Budget Code	Description	Units	Price	Amount		
DR FY2027	BEE CITY USA PROGRAMS	1.00	500.00	500.00		
DR FY2027	FARMER'S MARKET	1.00	1,000.00	1,000.00		
DR FY2027	SUSTAINABILITY EDUCATIONAL INFORMATION/OUTREACH	1.00	6,000.00	6,000.00		
10-5-244-52429	TRAVEL-OTHER	0.00	39.20	100.00	389.01	100.00
Budget Detail						
Budget Code	Description	Units	Price	Amount		
DR FY2027	MISC. PARKING, TOLLS, TRAIN	1.00	100.00	100.00		
10-5-244-52449	CONF & CONVENTIONS-OTHER	0.00	346.29	1,420.00	195.00	1,420.00
Budget Detail						
Budget Code	Description	Units	Price	Amount		
DR FY2027	MRN/SWANA ANNUAL CONFERENCE	1.00	195.00	195.00		
DR FY2027	NATIONAL RECYCLING CONFERENCE	1.00	250.00	250.00		
DR FY2027	NORTHEAST REGIONAL RECYCLING CONFERENCE	1.00	475.00	475.00		
DR FY2027	U.S. COMPOSTING COUNCIL ANNUAL MEETING	1.00	500.00	500.00		
10-5-244-52509	OFFICE SUPPLIES-OTHER	0.00	111.02	150.00	40.00	150.00
Budget Detail						
Budget Code	Description	Units	Price	Amount		
DR FY2027	FARMERS' MARKET	1.00	150.00	150.00		
10-5-244-52531	CONCESSION SUPPLIES	0.00	422.97	1,900.00	957.12	1,900.00
Budget Detail						
Budget Code	Description	Units	Price	Amount		
DR FY2027	FARMERS' MARKET SUPPLIES	1.00	300.00	300.00		

Budget Worksheet Condensed

For Fiscal: FY2025-2026 Period Ending: Item 8. 6

		FY2023-2024 Total Activity	FY2024-2025 Total Activity	FY2025-2026 Total Budget	FY2025-2026 YTD Activity	FY2026-2027 DR FY2027
DR FY2027	FOCUS GROUPS	1.00	600.00	600.00		
DR FY2027	Imported Budget Adjustment: ORD2049- EXELON GRANT-S	0.00	0.00	1,000.00		
10-5-244-52539	OTHER MISCELLANEOUS SUPPL...	0.00	0.00	0.00	3.59	
10-5-244-52541	POSTAGE & SHIPPING	0.00	0.00	300.00	0.00	300.00
Budget Detail						
Budget Code	Description	Units	Price	Amount		
DR FY2027	SPECIAL EVENTS MAILINGS	1.00	300.00	300.00		
10-5-244-52804	SPECIAL EVENTS	0.00	5,386.55	5,070.00	3,765.08	5,070.00
Budget Detail						
Budget Code	Description	Units	Price	Amount		
DR FY2027	BEE CITY	1.00	500.00	500.00		
DR FY2027	MUSIC/DEMONSTRATIONS -- FARMERS' MARKET	1.00	990.00	990.00		
DR FY2027	PROMOTIONAL ITEMS -- FARMERS' MARKET	1.00	2,790.00	2,790.00		
DR FY2027	SUSTAINABLE SATURDAY	1.00	790.00	790.00		
10-5-244-52817	FARMERS MKT VENDOR PYMTS	0.00	3,151.95	0.00	1,421.99	
ExpCategory: 52 - OPERATING EXPENDITURES Total:		0.00	64,436.86	73,303.00	51,143.08	70,278.00
ExpCategory: 60 - CAPITAL OUTLAY						
10-5-244-61010	EQUIPMENT ACQUISITION<500	0.00	0.00	0.00	5,911.20	
10-5-244-61020	EQUIPMENT ACQUISITION>500	0.00	0.00	7,956.00	0.00	
ExpCategory: 60 - CAPITAL OUTLAY Total:		0.00	0.00	7,956.00	5,911.20	0.00
Department: 244 - SUSTAINABILITY PROGRAMS Total:		0.00	64,436.86	106,727.00	77,984.43	87,538.00
Department: 250 - INFORMATION TECHNOLOGY						
ExpCategory: 51 - COMPENSATION						
10-5-250-51011	SALARIES-REGULAR	808,878.74	867,449.03	977,807.00	707,402.78	1,008,987.00
10-5-250-51021	SALARIES-AUXILIARY	9,753.26	14,229.34	6,750.00	6,605.63	6,885.00
10-5-250-51032	OVERTIME-REGULAR	0.00	0.00	0.00	95.82	
10-5-250-51071	FICA TAXES	59,477.57	63,979.99	75,319.00	52,022.54	77,715.00
10-5-250-51072	MD FAML I	0.00	0.00	0.00	0.00	2,286.00
ExpCategory: 51 - COMPENSATION Total:		878,109.57	945,658.36	1,059,876.00	766,126.77	1,095,873.00

		FY2023-2024 Total Activity	FY2024-2025 Total Activity	FY2025-2026 Total Budget	FY2025-2026 YTD Activity	FY2026-2027 DR FY2027
ExpCategory: 52 - OPERATING EXPENDITURES						
10-5-250-52017	TECHNICAL CONSULTING	124,375.00	139,184.50	160,000.00	109,157.50	160,000.00
Budget Detail						
Budget Code	Description	Units	Price	Amount		
DR FY2027	IT CONSULTING	0.00	0.00	160,000.00		
10-5-250-52020	OUTSIDE SERVICES-OTHER	258,096.58	288,825.25	347,998.00	161,497.94	
10-5-250-52026	LICENSES-SOFTWARE	41,979.60	12,321.11	88,000.00	33,843.00	
10-5-250-52031	INFORMATION SECURITY & GRC	0.00	0.00	0.00	0.00	431,000.00
Budget Detail						
Budget Code	Description	Units	Price	Amount		
DR FY2027	DIGITAL COMPLIANCE & ACCESSIBILITY	1.00	16,000.00	16,000.00		
DR FY2027	ENDPOINT SECURITY (EDR/MDR)	1.00	30,000.00	30,000.00		
DR FY2027	HUMAN RISK MANAGEMENT	1.00	10,000.00	10,000.00		
DR FY2027	IDENTITY & ACCESS MANAGEMENT	1.00	20,000.00	20,000.00		
DR FY2027	NETWORK SECURITY	1.00	140,000.00	140,000.00		
DR FY2027	SECURE REMOTE ACCESS	1.00	53,000.00	53,000.00		
DR FY2027	SECURITY COMPLIANCE & MONITORING	1.00	74,000.00	74,000.00		
DR FY2027	SECURITY MONITORING & INCIDENT DETECTION	1.00	43,000.00	43,000.00		
DR FY2027	VULNERABILITY & RISK MANAGEMENT	1.00	45,000.00	45,000.00		
10-5-250-52032	NETWORK & CONNECTIVITY	0.00	0.00	0.00	0.00	134,888.00
Budget Detail						
Budget Code	Description	Units	Price	Amount		
DR FY2027	COUNTY INTERGOVERNMENTAL NETWORK - PEG	1.00	77,000.00	77,000.00		
DR FY2027	EMERGENCY / MOBILE CONNECTIVITY - PEG	1.00	11,688.00	11,688.00		
DR FY2027	ENTERPRISE BROADBAND SERVICES - PEG	1.00	28,000.00	28,000.00		
DR FY2027	PUBLIC SAFETY CONNECTIVITY - PSS	1.00	18,200.00	18,200.00		
10-5-250-52042	EQUIPMENT RENTAL/LEASE	39,118.29	45,827.33	52,500.00	32,005.08	52,500.00
Budget Detail						
Budget Code	Description	Units	Price	Amount		
DR FY2027	COPIER LEASE	1.00	43,000.00	43,000.00		
DR FY2027	COPIER TAXES	1.00	6,000.00	6,000.00		
DR FY2027	POSTAGE MACHINE LEASE	1.00	3,500.00	3,500.00		
10-5-250-52051	MEMBERSHIP DUES	-11.12	0.00	0.00	0.00	
10-5-250-52081	BOOKS & PUBLICATIONS-OTHER	0.00	0.00	0.00	0.00	

Budget Worksheet Condensed

For Fiscal: FY2025-2026 Period Ending: Item 8. 6

		FY2023-2024 Total Activity	FY2024-2025 Total Activity	FY2025-2026 Total Budget	FY2025-2026 YTD Activity	FY2026-2027 DR FY2027
10-5-250-52205 UTILITY-TELEPHONE-LOCAL		46,480.95	60,401.05	55,000.00	40,582.38	55,000.00
Budget Detail						
Budget Code	Description	Units	Price	Amount		
DR FY2027	LAND TELEPHONE	1.00	55,000.00	55,000.00		
10-5-250-52206 UTILITY-TELEPHONE-WIRELESS		143,276.74	173,215.03	125,500.00	67,383.51	126,350.00
Budget Detail						
Budget Code	Description	Units	Price	Amount		
DR FY2027	CELLULAR PHONE/DATA CHARGES	1.00	122,600.00	122,600.00		
DR FY2027	SATELLITE PHONE SERVICE	2.00	1,875.00	3,750.00		
10-5-250-52301 TELECOM SYSTEMS MAINTEN...		15,782.41	17,223.84	19,250.00	504.17	32,810.00
Budget Detail						
Budget Code	Description	Units	Price	Amount		
DR FY2027	ENTERPRISE TELECOMMUNICATIONS SYSTEMS	1.00	32,810.00	32,810.00		
10-5-250-52302 FACILITY SECURITY SYSTEMS M...		0.00	407.50	3,500.00	11,117.82	39,500.00
Budget Detail						
Budget Code	Description	Units	Price	Amount		
DR FY2027	ACCESS CONTROL SYSTEMS MAINTENANCE	1.00	20,000.00	20,000.00		
DR FY2027	INTRUSION ALARMS MAINTENANCE	1.00	3,500.00	3,500.00		
DR FY2027	SURVEILLANCE SYSTEMS MAINTENANCE	1.00	16,000.00	16,000.00		
10-5-250-52303 HARDWARE MAINTENANCE		2,587.52	3,700.31	15,000.00	9,496.25	72,900.00
Budget Detail						
Budget Code	Description	Units	Price	Amount		
DR FY2027	COMPUTER HARDWARE MAINTENANCE	1.00	5,000.00	5,000.00		
DR FY2027	NETWORK HARDWARE MAINTENANCE	1.00	6,900.00	6,900.00		
DR FY2027	SERVER HARDWARE WARRANTY	1.00	61,000.00	61,000.00		
10-5-250-52304 OFFICE EQUIPMENT MAINT		589.96	1,249.67	3,000.00	1,358.00	3,000.00
Budget Detail						
Budget Code	Description	Units	Price	Amount		
DR FY2027	PRINTER MAINTENANCE	1.00	3,000.00	3,000.00		
10-5-250-52309 RADIO MAINTENANCE		39,260.72	42,382.56	50,405.00	50,261.69	56,875.00
Budget Detail						
Budget Code	Description	Units	Price	Amount		
DR FY2027	LAW ENFORCEMENT RADIO MAINTENANCE - PSS	1.00	46,575.00	46,575.00		

Budget Worksheet Condensed

For Fiscal: FY2025-2026 Period Ending: Item 8. 6

		FY2023-2024 Total Activity	FY2024-2025 Total Activity	FY2025-2026 Total Budget	FY2025-2026 YTD Activity	FY2026-2027 DR FY2027
DR FY2027	LAW ENFORCEMENT RADIO REPROGRAMMING - PSS	1.00	10,000.00	10,000.00		
DR FY2027	MUNICIPAL RADIO SYSTEM MAINTENANCE - PSS	1.00	300.00	300.00		
10-5-250-52310	BUSINESS APPLICATIONS MAINT	709,274.37	840,292.47	906,029.00	738,423.22	431,154.00
Budget Detail						
Budget Code	Description	Units	Price	Amount		
DR FY2027	CLERK & LEGISLATIVE SYSTEMS	1.00	27,200.00	27,200.00		
DR FY2027	COMMUNICATIONS FACILITY VISITOR MANAGEMENT	1.00	1,000.00	1,000.00		
DR FY2027	COMMUNICATIONS TV STUDIO SUPPORT (PEG)	1.00	8,385.00	8,385.00		
DR FY2027	ECONOMIC & COMMUNITY DEVELOPMENT SYSTEMS	1.00	17,900.00	17,900.00		
DR FY2027	ENTERPRISE DIGITAL MEDIA CREATION SYSTEMS	1.00	14,000.00	14,000.00		
DR FY2027	ENTERPRISE DOCUMENT MANAGEMENT	1.00	23,305.00	23,305.00		
DR FY2027	ENTERPRISE ERP & FINANCE SYSTEMS	1.00	79,500.00	79,500.00		
DR FY2027	ENTERPRISE GIS & SPATIAL SYSTEMS	1.00	50,295.00	50,295.00		
DR FY2027	ENTERPRISE LANGUAGE TRANSLATION SYSTEMS	1.00	27,000.00	27,000.00		
DR FY2027	ENTERPRISE VIDEO CONFERENCING	1.00	6,500.00	6,500.00		
DR FY2027	FINANCE SECURE FILE SHARING	1.00	1,500.00	1,500.00		
DR FY2027	HUMAN SERVICES CLIENT MANAGEMENT SYSTEMS	1.00	3,900.00	3,900.00		
DR FY2027	PARKS & FACILITIES DIGITAL SIGNAGE	1.00	8,200.00	8,200.00		
DR FY2027	PARKS & RECREATION MAINTENANCE SYSTEMS	1.00	5,500.00	5,500.00		
DR FY2027	PARKS & RECREATION MANAGEMENT SYSTEMS	1.00	17,500.00	17,500.00		
DR FY2027	PERMITS AND PLANS REVIEW	1.00	15,000.00	15,000.00		
DR FY2027	PERMITS, PLANS, LICENSES & CODE ENFC	1.00	58,000.00	58,000.00		
DR FY2027	PERSONNEL & HIRING SYSTEMS	1.00	9,430.00	9,430.00		
DR FY2027	PUBLIC WEB & MOBILE PLATFORMS	1.00	35,200.00	35,200.00		
DR FY2027	PUBLIC WORKS DIAGNOSTIC SYSTEMS	1.00	8,689.00	8,689.00		
DR FY2027	PUBLIC WORKS FLEET MANAGEMENT SYSTEMS	1.00	9,900.00	9,900.00		
DR FY2027	PUBLIC WORKS TRAFFIC MANAGEMENT	1.00	500.00	500.00		
DR FY2027	PUBLIC WORKS VEHICLE FUEL SYSTEMS	1.00	2,750.00	2,750.00		
10-5-250-52311	IT OPERATIONS SYSTEMS MAINT	0.00	0.00	0.00	0.00	332,153.00

		FY2023-2024	FY2024-2025	FY2025-2026	FY2025-2026	FY2026-2027
		Total Activity	Total Activity	Total Budget	YTD Activity	DR FY2027
Budget Detail						
Budget Code	Description	Units	Price	Amount		
DR FY2027	BACKUP, CONTINUITY & RECOVERY	1.00	76,400.00	76,400.00		
DR FY2027	ENTERPRISE PRINT MANAGEMENT	1.00	900.00	900.00		
DR FY2027	ENTERPRISE PRODUCTIVITY & COLLABORATION	1.00	110,153.00	110,153.00		
DR FY2027	NETWORKING AND DEVICE MONITORING	1.00	20,000.00	20,000.00		
DR FY2027	OPERATING SYSTEMS MAINTENANCE & SUPPORT	1.00	70,000.00	70,000.00		
DR FY2027	REMOTE DEVICE MANAGEMENT	1.00	1,600.00	1,600.00		
DR FY2027	SERVER INFRASTRUCTURE MAINTENANCE & SUPPORT	1.00	35,000.00	35,000.00		
DR FY2027	SERVICE DESK AND ASSET MANAGEMENT	1.00	17,000.00	17,000.00		
DR FY2027	SOFTWARE INVENTORY MANAGEMENT	1.00	1,100.00	1,100.00		
10-5-250-52312	LAW ENFORCEMENT SYSTEMS...	0.00	0.00	0.00	0.00	499,480.00
Budget Detail						
Budget Code	Description	Units	Price	Amount		
DR FY2027	BIOMETRIC & IDENTIFICATION SYSTEMS - PSS	1.00	9,400.00	9,400.00		
DR FY2027	EVIDENCE PROCESSING & MANAGEMENT - PSS	1.00	177,500.00	177,500.00		
DR FY2027	EVIDENCE RECORDING & COLLECTION - PSS	1.00	177,450.00	177,450.00		
DR FY2027	INTERNAL AFFAIRS & OVERSIGHT SYSTEMS - PSS	1.00	3,130.00	3,130.00		
DR FY2027	LAW ENFORCEMENT INTELLIGENCE SYSTEMS - PSS	1.00	79,500.00	79,500.00		
DR FY2027	LICENSE PLATE RECOGNITION - PSS	1.00	52,500.00	52,500.00		
10-5-250-52319	MAINTENANCE-OTHER	784.76	0.00	2,000.00	0.00	2,000.00
10-5-250-52421	PER DIEM	0.00	0.00	385.00	0.00	480.00
Budget Detail						
Budget Code	Description	Units	Price	Amount		
DR FY2027	MML PER DIEM	3.00	80.00	240.00		
DR FY2027	TYLER TECH PER DIEM	1.00	240.00	240.00		
10-5-250-52422	HOTEL/TRAVEL	813.26	815.85	2,500.00	791.80	3,325.00
Budget Detail						
Budget Code	Description	Units	Price	Amount		
DR FY2027	MML SUMMER HOTEL	3.00	375.00	1,125.00		
DR FY2027	TRANSPORTATION	1.00	700.00	700.00		
DR FY2027	TYLER TECH HOTEL	4.00	375.00	1,500.00		

		FY2023-2024	FY2024-2025	FY2025-2026	FY2025-2026	FY2026-2027
		Total Activity	Total Activity	Total Budget	YTD Activity	DR FY2027
10-5-250-52449	CONF & CONVENTIONS-OTHER	675.00	675.00	1,700.00	1,155.00	2,600.00
Budget Detail						
Budget Code	Description	Units	Price	Amount		
DR FY2027	ESRI GIS CONFERENCE	2.00	100.00	200.00		
DR FY2027	MML SUMMER CONFERENCE	1.00	700.00	700.00		
DR FY2027	TUGIS	1.00	500.00	500.00		
DR FY2027	TYLER TECH CONFERENCE	1.00	1,200.00	1,200.00		
10-5-250-52502	PRINTER SUPPLIES	4,510.71	4,654.14	3,500.00	1,498.54	3,500.00
10-5-250-52503	COMPUTER SUPPLIES	2,050.59	1,149.44	3,000.00	0.00	3,000.00
10-5-250-52505	COMPUTER PARTS/ACCESSORI...	12,639.22	9,784.98	10,000.00	4,857.98	10,000.00
10-5-250-52506	RADIO PARTS/ACCESSORIES	1,649.11	301.47	4,500.00	319.75	4,500.00
10-5-250-52509	OFFICE SUPPLIES-OTHER	780.97	965.34	1,500.00	231.10	1,500.00
10-5-250-52539	OTHER MISC SUPPLIES	212.61	406.19	1,400.00	306.72	1,400.00
10-5-250-52541	POSTAGE & SHIPPING	533.89	0.00	500.00	320.00	500.00
10-5-250-52542	POSTAGE-COURIER/EXPRESS	0.00	64.00	0.00	0.00	
10-5-250-52561	UNIFORM PURCHASES	370.00	244.00	250.00	0.00	500.00
ExpCategory: 52 - OPERATING EXPENDITURES Total:		1,445,831.14	1,644,091.03	1,857,417.00	1,265,111.45	2,460,915.00
ExpCategory: 60 - CAPITAL OUTLAY						
10-5-250-61010	EQUIPMENT ACQUISITION<500	13,586.03	11,698.72	9,000.00	3,410.34	8,500.00
Budget Detail						
Budget Code	Description	Units	Price	Amount		
DR FY2027	DOCKING STATION REPLACEMENTS	12.00	400.00	4,800.00		
DR FY2027	LCD MONITOR REPLACEMENTS	20.00	170.00	3,400.00		
DR FY2027	PRINTER - P&R	1.00	300.00	300.00		
10-5-250-61020	EQUIPMENT ACQUISITION>500	52,415.41	12,662.83	41,148.00	39,316.08	34,096.00
Budget Detail						
Budget Code	Description	Units	Price	Amount		
DR FY2027	BARTEC TPMS 600 PRO - DPW	1.00	996.00	996.00		
DR FY2027	DESKTOP REPLACEMENTS	12.00	800.00	9,600.00		
DR FY2027	IPAD REPLACEMENTS	5.00	600.00	3,000.00		
DR FY2027	LABEL PRINTER - LPD	1.00	1,500.00	1,500.00		
DR FY2027	LAPTOP REPLACEMENTS	10.00	1,900.00	19,000.00		
ExpCategory: 60 - CAPITAL OUTLAY Total:		66,001.44	24,361.55	50,148.00	42,726.42	42,596.00
Department: 250 - INFORMATION TECHNOLOGY Total:		2,389,942.15	2,614,110.94	2,967,441.00	2,073,964.64	3,599,384.00

Budget Worksheet Condensed

For Fiscal: FY2025-2026 Period Ending: Item 8. 6

		FY2023-2024 Total Activity	FY2024-2025 Total Activity	FY2025-2026 Total Budget	FY2025-2026 YTD Activity	FY2026-2027 DR FY2027
Department: 270 - COMMUNITY PROMOTION						
ExpCategory: 52 - OPERATING EXPENDITURES						
10-5-270-52020	OUTSIDE SERVICES-OTHER	180.00	0.00	0.00	0.00	
10-5-270-52061	ADVERTISING-PUBLIC NOTICE	60,000.00	60,000.00	50,512.00	41,666.70	30,000.00
Budget Detail						
Budget Code	Description	Units	Price	Amount		
DR FY2027	LAUREL INDEPENDENT MONTHLY INSERT-LAUREL LEDGER	0.00	0.00	30,000.00		
10-5-270-52071	PRINTING-LETTERHEAD/ENVL	0.00	0.00	150.00	0.00	150.00
10-5-270-52072	PRINTING-FLYERS	0.00	0.00	350.00	0.00	350.00
10-5-270-52079	PRINTING-MISCELLANEOUS	0.00	1,005.00	2,300.00	0.00	2,300.00
10-5-270-52541	POSTAGE & SHIPPING	3.50	23.97	0.00	0.00	
10-5-270-52604	OTHER GIFTS & AWARDS	0.00	0.00	0.00	0.00	
10-5-270-52621	CONTRIBUTIONS/NON-PROFITS	47,451.09	48,531.03	56,604.00	55,800.00	161,987.00
Budget Detail						
Budget Code	Description	Units	Price	Amount		
DR FY2027	BLACK MATERNAL HEALTH WEEK	1.00	500.00	500.00		
DR FY2027	FIRST GENERATION COLLEGE BOUND	1.00	10,000.00	10,000.00		
DR FY2027	FISH OF LAUREL MEALS PROGRAM (AAMA/ABFHA GRANT)	0.00	0.00	40,000.00		
DR FY2027	LAUREL HISTORY BOYS (VOICES OF LAUREL)	0.00	0.00	4,000.00		
DR FY2027	LMSC NONPROFIT (BOOKKEEPING SERVICES)	0.00	0.00	60,000.00		
DR FY2027	MARYLAND MUNICIPAL LEAGUE MUNICIPALITY SPONSORSHIP	1.00	350.00	350.00		
DR FY2027	MISC CONTRIBUTIONS NON-PROF	1.00	47,137.00	47,137.00		
10-5-270-52622	CONTRIBUTIONS/SPCL EVENTS	25,195.00	25,000.00	25,000.00	17,750.00	25,000.00
Budget Detail						
Budget Code	Description	Units	Price	Amount		
DR FY2027	CITY OF LAUREL JULY 4TH COMMIT	1.00	25,000.00	25,000.00		
10-5-270-52801	4TH OF JULY COMMITTEE	6,086.49	5,043.01	0.00	6,112.03	
10-5-270-52804	SPECIAL EVENTS	2,550.80	7,015.14	13,500.00	8,772.79	34,000.00
Budget Detail						
Budget Code	Description	Units	Price	Amount		
DR FY2027	BLACK HISTORY MONTH	0.00	0.00	500.00		
DR FY2027	HEALTH FAIR	0.00	0.00	500.00		
DR FY2027	HISPANIC HERITAGE MONTH	0.00	0.00	1,000.00		

		FY2023-2024 Total Activity	FY2024-2025 Total Activity	FY2025-2026 Total Budget	FY2025-2026 YTD Activity	FY2026-2027 DR FY2027
DR FY2027	JUNETEENTH	0.00	0.00	3,000.00		
DR FY2027	KWANZAA CELEBRATION	0.00	0.00	500.00		
DR FY2027	LAUREL WALK DAY	0.00	0.00	500.00		
DR FY2027	MULTICULTURAL DAY	0.00	0.00	3,000.00		
DR FY2027	PRIDE DAY	0.00	0.00	3,000.00		
DR FY2027	SAFE SUMMER NIGHTS	0.00	0.00	15,000.00		
DR FY2027	VETERANS' DAY BREAKFAST	0.00	0.00	3,000.00		
DR FY2027	VOLUNTEER HOLIDAY PARTY	0.00	0.00	3,500.00		
DR FY2027	WOMEN'S HISTORY MONTH	0.00	0.00	500.00		
10-5-270-52807	VOLUNTEER LAUREL PROGRAM	882.00	4,400.00	3,500.00	3,406.60	3,500.00
ExpCategory: 52 - OPERATING EXPENDITURES Total:		142,348.88	151,018.15	151,916.00	133,508.12	257,287.00
Department: 270 - COMMUNITY PROMOTION Total:		142,348.88	151,018.15	151,916.00	133,508.12	257,287.00
Department: 280 - GROUNDS MAINTENANCE						
ExpCategory: 51 - COMPENSATION						
10-5-280-51011	SALARIES-REGULAR	432,813.97	511,782.19	503,338.00	411,649.82	455,229.00
10-5-280-51021	SALARIES-AUXILIARY	79,204.06	77,600.24	123,464.00	53,614.46	95,790.00
Budget Detail						
Budget Code	Description	Units	Price	Amount		
DR FY2027	2 CUSTODIAL & BLDG. RENTALS/BLDG.SUPERVISORS	1.00	20,500.00	20,500.00		
DR FY2027	GRASS CUTTING & PK MAINTENANCE/PARK ATTENDANT	1.00	70,500.00	70,500.00		
DR FY2027	WEEKEND RENTAL MAINTENANCE COV	1.00	4,790.00	4,790.00		
10-5-280-51032	OVERTIME-REGULAR	78,241.50	44,624.78	55,000.00	34,602.73	55,000.00
10-5-280-51034	HOLIDAY OVERTIME-REGULAR	1,892.09	263.52	1,200.00	173.52	1,200.00
10-5-280-51041	OVERTIME-AUXILIARY	0.00	0.00	2,000.00	0.00	
10-5-280-51071	FICA TAXES	43,989.10	46,771.29	52,403.00	36,942.12	46,453.00
10-5-280-51072	MD FMLI	0.00	0.00	0.00	0.00	1,367.00
ExpCategory: 51 - COMPENSATION Total:		636,140.72	681,042.02	737,405.00	536,982.65	655,039.00
ExpCategory: 52 - OPERATING EXPENDITURES						
10-5-280-52018	TEMPORARY SERVICES	0.00	0.00	800.00	0.00	800.00
Budget Detail						
Budget Code	Description	Units	Price	Amount		
DR FY2027	JANITORIAL & PARK MAINTENANCE	1.00	800.00	800.00		
10-5-280-52020	OUTSIDE SERVICES-OTHER	93,273.80	41,675.00	78,525.00	40,229.28	78,525.00

		FY2023-2024	FY2024-2025	FY2025-2026	FY2025-2026	FY2026-2027
		Total Activity	Total Activity	Total Budget	YTD Activity	DR FY2027
Budget Detail						
Budget Code	Description	Units	Price	Amount		
DR FY2027	BIG BELLY MAINTENANCE	0.00	0.00	2,000.00		
DR FY2027	ENVIRONMENTAL TESTING FEES/MOLD ETC.	0.00	0.00	3,000.00		
DR FY2027	FIRE EXTINGUISHER SERVICE	1.00	300.00	300.00		
DR FY2027	FLUSHING OF OUTSIDE BATHROOMS	1.00	2,400.00	2,400.00		
DR FY2027	GEESE POLICE/BOTH LAKE AREAS	1.00	19,000.00	19,000.00		
DR FY2027	MAJOR PARK PROJECTS/MOWING	1.00	39,000.00	39,000.00		
DR FY2027	PEST CONTROL AT THE PARKS	1.00	3,825.00	3,825.00		
DR FY2027	SERVICE CONTRACT/EMANC.WINTERI	1.00	2,000.00	2,000.00		
DR FY2027	SRVS.CONT.EMANC.IRRIGATION	1.00	2,000.00	2,000.00		
DR FY2027	SWEITZER POND TREATMENT	1.00	4,000.00	4,000.00		
DR FY2027	VEHICLE WASHING SERVICES	0.00	0.00	1,000.00		
10-5-280-52042	EQUIPMENT RENTAL/LEASE	1,235.45	2,884.20	3,500.00	2,124.20	5,200.00
Budget Detail						
Budget Code	Description	Units	Price	Amount		
DR FY2027	BOTTLE GAS SERVICE	1.00	400.00	400.00		
DR FY2027	MISC. TOOL/EQUIPMENT RENTAL	1.00	1,000.00	1,000.00		
DR FY2027	PORT-O-LET SERVICES/SPECIAL EVENTS	0.00	0.00	800.00		
DR FY2027	PORT-O-LET SERVICES/PARKS	1.00	3,000.00	3,000.00		
10-5-280-52201	UTILITY-ELECTRIC	24,720.78	10,773.11	11,200.00	9,131.95	11,200.00
Budget Detail						
Budget Code	Description	Units	Price	Amount		
DR FY2027	PARK LIGHTS,ETC.	0.00	0.00	11,200.00		
10-5-280-52202	UTILITY-WATER & SEWER	6,209.76	11,655.42	10,000.00	8,124.81	10,000.00
Budget Detail						
Budget Code	Description	Units	Price	Amount		
DR FY2027	FEATURE@EMANCIPATION PARK/3MOS	1.00	7,000.00	7,000.00		
DR FY2027	IRRIGATION @ EMANCIPATION PK	1.00	1,000.00	1,000.00		
DR FY2027	PARK AND PLANT WATERING	1.00	2,000.00	2,000.00		
10-5-280-52208	UTILITY-CONTINGENCY	0.00	0.00	29,200.00	0.00	29,200.00
10-5-280-52319	MAINTENANCE-OTHER	4,763.30	3,836.27	7,500.00	6,363.80	7,500.00
Budget Detail						
Budget Code	Description	Units	Price	Amount		
DR FY2027	PARK EQUIPMENT	1.00	7,500.00	7,500.00		
10-5-280-52321	PLUMBING MAINTENANCE	2,891.56	3,205.85	2,900.00	327.82	2,900.00

Budget Worksheet Condensed

For Fiscal: FY2025-2026 Period Ending: Item 8. 6

		FY2023-2024 Total Activity	FY2024-2025 Total Activity	FY2025-2026 Total Budget	FY2025-2026 YTD Activity	FY2026-2027 DR FY2027
Budget Detail						
Budget Code	Description	Units	Price	Amount		
DR FY2027	EMANC. BACKFLOW INSPECTIONS	1.00	1,800.00	1,800.00		
DR FY2027	PARK SITE WATER REPAIRS	1.00	1,100.00	1,100.00		
10-5-280-52322	ELECTRICAL MAINTENANCE	3,655.40	645.69	2,000.00	310.07	2,000.00
Budget Detail						
Budget Code	Description	Units	Price	Amount		
DR FY2027	PARK LIGHTS REPAIRS	1.00	2,000.00	2,000.00		
10-5-280-52324	GROUNDS MAINTENANCE	7,606.86	7,823.51	8,500.00	1,039.24	13,000.00
Budget Detail						
Budget Code	Description	Units	Price	Amount		
DR FY2027	MAIN ST BUMPOUTS	0.00	0.00	4,000.00		
DR FY2027	PARK EQUIPMENT REPAIRS	1.00	2,500.00	2,500.00		
DR FY2027	RIGHT OF WAY/PARKS-PLANTS ETC.	1.00	6,500.00	6,500.00		
10-5-280-52325	BUILDING MAINTENANCE	-1.44	65.69	800.00	0.00	800.00
Budget Detail						
Budget Code	Description	Units	Price	Amount		
DR FY2027	COMFORT STATION, STAGE & SHED	1.00	800.00	800.00		
10-5-280-52361	TREE MAINTENANCE	14,135.00	24,810.00	19,000.00	8,615.00	19,000.00
Budget Detail						
Budget Code	Description	Units	Price	Amount		
DR FY2027	TREE REMOVAL COSTS	1.00	19,000.00	19,000.00		
10-5-280-52522	JANITORIAL SUPPLIES	3,035.56	4,456.93	4,700.00	3,237.58	5,100.00
Budget Detail						
Budget Code	Description	Units	Price	Amount		
DR FY2027	BIG BELLY BAGS	0.00	0.00	600.00		
DR FY2027	EMANCIPATION PARK	1.00	500.00	500.00		
DR FY2027	OUTSIDE RESTR/TRASH & DOG BAGS	1.00	4,000.00	4,000.00		
10-5-280-52524	SIGNS, POSTS, HARDWARE	3,490.28	1,784.68	2,000.00	386.54	2,000.00
Budget Detail						
Budget Code	Description	Units	Price	Amount		
DR FY2027	SIGNS/HARDWARE-PARKS & FAC	1.00	2,000.00	2,000.00		
10-5-280-52525	CHEMICALS & PESTICIDES	1,184.03	781.96	2,000.00	909.34	2,000.00

Budget Worksheet Condensed

For Fiscal: FY2025-2026 Period Ending: Item 8. 6

		FY2023-2024	FY2024-2025	FY2025-2026	FY2025-2026	FY2026-2027
		Total Activity	Total Activity	Total Budget	YTD Activity	DR FY2027
Budget Detail						
Budget Code	Description	Units	Price	Amount		
DR FY2027	WEED CONTROL/ORGANIC PRODUCTS	1.00	2,000.00	2,000.00		
10-5-280-52526	MULCH, TOPSOIL	5,685.30	8,381.81	10,000.00	1,691.53	10,000.00
Budget Detail						
Budget Code	Description	Units	Price	Amount		
DR FY2027	FIELDS, PARKS, LAKEFRONT ETC.	1.00	10,000.00	10,000.00		
10-5-280-52530	CONSTR SUPPL & MATERIALS	265.62	1,120.10	1,000.00	915.32	1,000.00
10-5-280-52539	OTHER MISC SUPPLIES	5,255.74	7,740.03	5,000.00	4,021.27	5,000.00
Budget Detail						
Budget Code	Description	Units	Price	Amount		
DR FY2027	MISC. HAND AND POWER TOOLS	1.00	900.00	900.00		
DR FY2027	PAINT, BULBS, KEYS, LOCKS ETC.	1.00	3,600.00	3,600.00		
DR FY2027	SAFETY SUPPLIES FOR STAFF	1.00	500.00	500.00		
10-5-280-52561	UNIFORM PURCHASES	4,191.93	4,987.05	9,200.00	4,231.25	9,200.00
Budget Detail						
Budget Code	Description	Units	Price	Amount		
DR FY2027	FULLTIME STAFF	0.00	0.00	7,700.00		
DR FY2027	RECREATION & AUXILIARY STAFF	1.00	1,500.00	1,500.00		
10-5-280-52564	WORK BOOT/SHOE PURCHASES	881.46	1,914.50	1,650.00	1,039.95	1,650.00
Budget Detail						
Budget Code	Description	Units	Price	Amount		
DR FY2027	WORK BOOT ALLOWANCE F/T STAFF	1.00	1,650.00	1,650.00		
10-5-280-52813	COMMUNITY GARDEN	1,207.69	2,514.36	5,000.00	0.00	5,000.00
ExpCategory: 52 - OPERATING EXPENDITURES Total:		183,688.08	141,056.16	214,475.00	92,698.95	221,075.00
ExpCategory: 60 - CAPITAL OUTLAY						
10-5-280-61010	EQUIPMENT ACQUISITION<500	2,843.91	396.00	0.00	0.00	
10-5-280-61020	EQUIPMENT ACQUISITION>500	571.00	0.00	0.00	22,978.10	16,000.00
Budget Detail						
Budget Code	Description	Units	Price	Amount		
DR FY2027	BALLFIELD GROOMER ATTACHMENTS	0.00	0.00	16,000.00		
ExpCategory: 60 - CAPITAL OUTLAY Total:		3,414.91	396.00	0.00	22,978.10	16,000.00
Department: 280 - GROUNDS MAINTENANCE Total:		823,243.71	822,494.18	951,880.00	652,659.70	892,114.00

Budget Worksheet Condensed

For Fiscal: FY2025-2026 Period Ending: Item 8. 6

		FY2023-2024 Total Activity	FY2024-2025 Total Activity	FY2025-2026 Total Budget	FY2025-2026 YTD Activity	FY2026-2027 DR FY2027
Department: 281 - JOSEPH R. ROBISON - LAUREL MUNICIPAL CENTER						
ExpCategory: 51 - COMPENSATION						
10-5-281-51011	SALARIES-REGULAR	38,664.90	42,471.22	44,647.00	33,880.57	46,901.00
10-5-281-51071	FICA TAXES	2,896.25	3,240.09	3,416.00	2,584.73	3,588.00
10-5-281-51072	MD FAML	0.00	0.00	0.00	0.00	106.00
ExpCategory: 51 - COMPENSATION Total:		41,561.15	45,711.31	48,063.00	36,465.30	50,595.00
ExpCategory: 52 - OPERATING EXPENDITURES						
10-5-281-52020	OUTSIDE SERVICES-OTHER	3,743.26	5,372.09	4,805.00	6,182.92	9,505.00
Budget Detail						
Budget Code	Description	Units	Price	Amount		
DR FY2027	BGE BENCHMARK REPORT	0.00	0.00	700.00		
DR FY2027	FIRE EXTINGUISHER SERVICE	1.00	500.00	500.00		
DR FY2027	GENERATOR CONTRACT/MAINTENANCE	1.00	4,000.00	4,000.00		
DR FY2027	GENERATOR COOLANT FLUSH	0.00	0.00	2,500.00		
DR FY2027	PEST CONTROL SERVICES	1.00	1,805.00	1,805.00		
10-5-281-52042	EQUIPMENT RENTAL/LEASE	0.00	205.77	1,500.00	0.00	1,500.00
Budget Detail						
Budget Code	Description	Units	Price	Amount		
DR FY2027	ENTRANCE MAT SERVICE	1.00	1,250.00	1,250.00		
DR FY2027	MISC. TOOL/EQUIPMENT RENTAL/	1.00	250.00	250.00		
10-5-281-52201	UTILITY-ELECTRIC	70,772.66	89,372.19	75,000.00	88,224.15	75,000.00
Budget Detail						
Budget Code	Description	Units	Price	Amount		
DR FY2027	MUNICIPAL CENTER OFFICES	0.00	0.00	75,000.00		
10-5-281-52202	UTILITY-WATER & SEWER	9,993.18	8,765.38	10,000.00	8,392.53	10,000.00
10-5-281-52203	UTILITY-GAS & OIL	0.00	88.00	1,000.00	1,272.19	1,500.00
Budget Detail						
Budget Code	Description	Units	Price	Amount		
DR FY2027	DEISEL FOR GENERATOR	0.00	0.00	1,500.00		
10-5-281-52302	ALARM MAINTENANCE	384.00	384.00	500.00	384.00	700.00
Budget Detail						
Budget Code	Description	Units	Price	Amount		
DR FY2027	MONITORING/MAINTENANCE /FIRE/CELLULAR FEES	1.00	700.00	700.00		
10-5-281-52306	BUILDING EQUIPMENT MAINT...	708.00	0.00	0.00	0.00	

Budget Worksheet Condensed

For Fiscal: FY2025-2026 Period Ending: Item 8. 6

		FY2023-2024 Total Activity	FY2024-2025 Total Activity	FY2025-2026 Total Budget	FY2025-2026 YTD Activity	FY2026-2027 DR FY2027
10-5-281-52321	PLUMBING MAINTENANCE	1,000.00	7,395.00	600.00	155.42	2,000.00
Budget Detail						
Budget Code	Description	Units	Price	Amount		
DR FY2027	BACKFLOW TESTING	0.00	0.00	1,250.00		
DR FY2027	PLUMBING REPAIRS	0.00	0.00	750.00		
10-5-281-52322	ELECTRICAL MAINTENANCE	2,217.26	1,010.00	5,000.00	8,965.16	4,000.00
10-5-281-52323	HEATING/HVAC MAINTENANCE	45,704.46	41,069.74	30,000.00	30,477.20	30,000.00
Budget Detail						
Budget Code	Description	Units	Price	Amount		
DR FY2027	HVAC SERVICE CONTRACTS	1.00	30,000.00	30,000.00		
10-5-281-52324	GROUNDS MAINTENANCE	865.39	1,342.99	1,400.00	0.00	1,400.00
Budget Detail						
Budget Code	Description	Units	Price	Amount		
DR FY2027	MULCH/PLANTS/LANDSCAPING/PARKS	1.00	1,400.00	1,400.00		
10-5-281-52329	MAINTENANCE-OTHER	1,938.00	1,609.58	4,700.00	2,663.80	4,700.00
Budget Detail						
Budget Code	Description	Units	Price	Amount		
DR FY2027	BUILDING AND ROOF REPAIR	1.00	2,000.00	2,000.00		
DR FY2027	SPRINKLER/SMOKE DETECTOR	1.00	2,700.00	2,700.00		
10-5-281-52522	JANITORIAL SUPPLIES	6,182.92	5,905.87	6,000.00	4,312.45	6,000.00
10-5-281-52524	SIGNS, POSTS, HARDWARE	0.00	536.91	500.00	236.18	500.00
10-5-281-52530	CONSTR SUPPL & MATERIALS	433.18	1,091.21	1,500.00	520.76	1,500.00
10-5-281-52539	OTHER MISC SUPPLIES	3,712.01	5,049.73	4,500.00	1,966.62	4,500.00
Budget Detail						
Budget Code	Description	Units	Price	Amount		
DR FY2027	PAINT, KEYS, BATTERIES, LOCKS	1.00	4,500.00	4,500.00		
10-5-281-52561	UNIFORM PURCHASES	73.00	702.97	700.00	394.97	700.00
10-5-281-52564	WORK BOOT/SHOE PURCHASES	124.99	0.00	150.00	119.36	150.00
ExpCategory: 52 - OPERATING EXPENDITURES Total:		147,852.31	169,901.43	147,855.00	154,267.71	153,655.00
ExpCategory: 60 - CAPITAL OUTLAY						
10-5-281-61020	EQUIPMENT ACQUISITION>500	0.00	0.00	0.00	539.00	
ExpCategory: 60 - CAPITAL OUTLAY Total:		0.00	0.00	0.00	539.00	0.00
Department: 281 - JOSEPH R. ROBISON - LAUREL MUNICIPAL CENTER..		189,413.46	215,612.74	195,918.00	191,272.01	204,250.00

		FY2023-2024	FY2024-2025	FY2025-2026	FY2025-2026	FY2026-2027
		Total Activity	Total Activity	Total Budget	YTD Activity	DR FY2027
Department: 284 - PUBLIC WORKS FACILITY						
ExpCategory: 51 - COMPENSATION						
10-5-284-51011	SALARIES-REGULAR	43,470.24	45,592.79	47,911.00	36,825.99	50,320.00
10-5-284-51032	OVERTIME-REGULAR	0.00	0.00	0.00	94.42	
10-5-284-51071	FICA TAXES	2,988.08	3,099.83	3,666.00	2,520.54	3,850.00
10-5-284-51072	MD FAMILI	0.00	0.00	0.00	0.00	114.00
ExpCategory: 51 - COMPENSATION Total:		46,458.32	48,692.62	51,577.00	39,440.95	54,284.00
ExpCategory: 52 - OPERATING EXPENDITURES						
10-5-284-52020	OUTSIDE SERVICES-OTHER	3,319.01	6,039.69	7,400.00	5,795.13	10,900.00
Budget Detail						
Budget Code	Description	Units	Price	Amount		
DR FY2027	PEST CONTROL SERVICE	1.00	1,800.00	1,800.00		
DR FY2027	ANNUAL GAS TANK INSPECTION/COMPLIANCE ITEM	1.00	1,500.00	1,500.00		
DR FY2027	COOLANT FLUSH	0.00	0.00	2,500.00		
DR FY2027	FIRE EXTINGUISHER SERVICE	1.00	400.00	400.00		
DR FY2027	GENERATOR CONTRACT/MAINTENANCE	1.00	4,700.00	4,700.00		
10-5-284-52042	EQUIPMENT RENTAL/LEASE	281.39	0.00	150.00	0.00	150.00
10-5-284-52201	UTILITY-ELECTRIC	34,118.39	42,081.02	38,250.00	34,086.80	38,250.00
10-5-284-52202	UTILITY-WATER & SEWER	2,454.40	3,302.92	5,000.00	2,412.11	5,000.00
10-5-284-52203	UTILITY-GAS & OIL	17,047.85	20,512.73	20,000.00	14,302.59	20,000.00
Budget Detail						
Budget Code	Description	Units	Price	Amount		
DR FY2027	NATURAL GAS	1.00	3,600.00	3,600.00		
DR FY2027	PROPANE	1.00	16,400.00	16,400.00		
10-5-284-52207	UTILITY-DIESEL	0.00	0.00	1,000.00	125.71	1,000.00
Budget Detail						
Budget Code	Description	Units	Price	Amount		
DR FY2027	GENERATOR	1.00	1,000.00	1,000.00		
10-5-284-52302	ALARM MAINTENANCE	384.00	461.55	500.00	384.00	700.00
Budget Detail						
Budget Code	Description	Units	Price	Amount		
DR FY2027	FIRE MONITORING/CELLULAR FEES	1.00	700.00	700.00		
10-5-284-52306	BUILDING EQUIPMENT MAINT	2,150.74	29.98	2,750.00	1,021.51	2,750.00

Budget Worksheet Condensed

For Fiscal: FY2025-2026 Period Ending: Item 8. 6

		FY2023-2024	FY2024-2025	FY2025-2026	FY2025-2026	FY2026-2027
		Total Activity	Total Activity	Total Budget	YTD Activity	DR FY2027
Budget Detail						
Budget Code	Description	Units	Price	Amount		
DR FY2027	GAS PUMP/JANITORIAL EQUIPT ETC	1.00	2,750.00	2,750.00		
10-5-284-52319	MAINTENANCE-OTHER	2,491.77	2,046.24	10,300.00	4,497.31	8,000.00
Budget Detail						
Budget Code	Description	Units	Price	Amount		
DR FY2027	GATE MAINTENANCE	1.00	1,500.00	1,500.00		
DR FY2027	MISC. DOOR, LOCK, ETC.	1.00	200.00	200.00		
DR FY2027	SHOP LIFT	1.00	4,100.00	4,100.00		
DR FY2027	SPRINKLER/SMOKE DETECTOR	1.00	2,200.00	2,200.00		
10-5-284-52321	PLUMBING MAINTENANCE	3,871.25	3,500.00	1,750.00	0.00	1,750.00
Budget Detail						
Budget Code	Description	Units	Price	Amount		
DR FY2027	BACKFLOW TESTING	0.00	0.00	1,250.00		
DR FY2027	PLUMBING REPAIRS	0.00	0.00	500.00		
10-5-284-52322	ELECTRICAL MAINTENANCE	1,011.77	152.21	1,700.00	185.08	1,700.00
10-5-284-52323	HEATING/HVAC MAINTENANCE	2,602.24	21,091.37	5,000.00	1,755.32	5,000.00
10-5-284-52324	GROUNDS MAINTENANCE	757.86	307.34	800.00	0.00	800.00
Budget Detail						
Budget Code	Description	Units	Price	Amount		
DR FY2027	MULCH AND PLANTS ETC	1.00	800.00	800.00		
10-5-284-52522	JANITORIAL SUPPLIES	3,157.58	3,251.76	3,400.00	2,402.50	3,400.00
10-5-284-52524	SIGNS, POSTS, HARDWARE	32.32	75.66	100.00	0.00	100.00
10-5-284-52530	CONSTR SUPPL & MATERIALS	296.83	539.03	500.00	32.39	500.00
10-5-284-52539	OTHER MISC SUPPLIES	1,340.25	1,057.00	900.00	502.33	900.00
Budget Detail						
Budget Code	Description	Units	Price	Amount		
DR FY2027	PAINT, KEYS, LOCKS, BULBS ETC.	1.00	900.00	900.00		
10-5-284-52561	UNIFORM PURCHASES	0.00	546.95	700.00	105.00	700.00
10-5-284-52564	WORK BOOT/SHOE PURCHASES	114.99	0.00	150.00	114.29	150.00
ExpCategory: 52 - OPERATING EXPENDITURES Total:		75,432.64	104,995.45	100,350.00	67,722.07	101,750.00

	FY2023-2024 Total Activity	FY2024-2025 Total Activity	FY2025-2026 Total Budget	FY2025-2026 YTD Activity	FY2026-2027 DR FY2027
ExpCategory: 60 - CAPITAL OUTLAY					
10-5-284-61010 EQUIPMENT ACQUISITION<500	0.00	0.00	0.00	120.84	
ExpCategory: 60 - CAPITAL OUTLAY Total:	0.00	0.00	0.00	120.84	0.00
Department: 284 - PUBLIC WORKS FACILITY Total:	121,890.96	153,688.07	151,927.00	107,283.86	156,034.00
Department: 285 - ROBERT J. DIPIETRO COMMUNITY CENTER					
ExpCategory: 51 - COMPENSATION					
10-5-285-51011 SALARIES-REGULAR	71,130.74	81,559.41	76,607.00	21,627.60	45,351.00
10-5-285-51071 FICA TAXES	5,285.86	6,080.55	5,861.00	1,571.29	3,470.00
10-5-285-51072 MD FAMILI	0.00	0.00	0.00	0.00	103.00
ExpCategory: 51 - COMPENSATION Total:	76,416.60	87,639.96	82,468.00	23,198.89	48,924.00
ExpCategory: 52 - OPERATING EXPENDITURES					
10-5-285-52020 OUTSIDE SERVICES-OTHER	2,276.03	12,066.74	15,345.00	13,891.11	18,345.00
Budget Detail					
Budget Code	Description	Units	Price	Amount	
DR FY2027	DANCE ROOM FLOOR RESURFACING	0.00	0.00	4,000.00	
DR FY2027	FIRE EXTINGUISHER SERVICE	1.00	400.00	400.00	
DR FY2027	GENERATOR CONTRACT/MAINTENANCE	1.00	3,000.00	3,000.00	
DR FY2027	GENERATOR COOLANT FLUSH	0.00	0.00	2,500.00	
DR FY2027	GYM FLOOR RESURFACING	0.00	0.00	8,000.00	
DR FY2027	PEST CONTROL SERVICE	1.00	445.00	445.00	
10-5-285-52042 EQUIPMENT RENTAL/LEASE		0.00	0.00	250.00	0.00
Budget Detail					
Budget Code	Description	Units	Price	Amount	
DR FY2027	MISC. TOOL/EQUIPMENT RENTAL	1.00	250.00	250.00	
10-5-285-52201 UTILITY-ELECTRIC		24,863.58	26,718.84	40,000.00	27,795.18
Budget Detail					
Budget Code	Description	Units	Price	Amount	
DR FY2027	RJDCC BUILDING	0.00	0.00	40,000.00	
10-5-285-52202 UTILITY-WATER & SEWER		3,003.91	3,792.59	3,200.00	2,737.13
10-5-285-52203 UTILITY-GAS & OIL		24,179.11	30,733.82	27,800.00	21,330.09
Budget Detail					
Budget Code	Description	Units	Price	Amount	
DR FY2027	GENERATOR DIESEL	1.00	1,000.00	1,000.00	
DR FY2027	NATURAL GAS	1.00	4,800.00	4,800.00	
DR FY2027	PROPANE HEATING	1.00	22,000.00	22,000.00	

Budget Worksheet Condensed

For Fiscal: FY2025-2026 Period Ending: Item 8. 6

		FY2023-2024 Total Activity	FY2024-2025 Total Activity	FY2025-2026 Total Budget	FY2025-2026 YTD Activity	FY2026-2027 DR FY2027
10-5-285-52302	ALARM MAINTENANCE	1,740.56	636.00	1,000.00	1,698.00	1,000.00
Budget Detail						
Budget Code	Description	Units	Price	Amount		
DR FY2027	MAINTENANCE CONTRACT/REPAIRS/CELLULAR FEE	1.00	1,000.00	1,000.00		
10-5-285-52306	BUILDING EQUIPMENT MAINT	477.38	314.24	700.00	0.00	700.00
Budget Detail						
Budget Code	Description	Units	Price	Amount		
DR FY2027	APPLIANCES AND JANITORIAL	1.00	700.00	700.00		
10-5-285-52319	MAINTENANCE-OTHER	4,987.09	7,306.95	9,650.00	1,467.50	6,250.00
Budget Detail						
Budget Code	Description	Units	Price	Amount		
DR FY2027	BLEACHER/GOAL MAINT. CONTRACT	1.00	1,500.00	1,500.00		
DR FY2027	DOORS, LOCKS, ETC	1.00	1,000.00	1,000.00		
DR FY2027	ROOF AND EMERGENCY REPAIRS	1.00	1,050.00	1,050.00		
DR FY2027	SPRINKLER/SMOKE DETECTOR	1.00	2,700.00	2,700.00		
10-5-285-52321	PLUMBING MAINTENANCE	2,969.50	3,140.04	1,950.00	1,462.90	1,950.00
Budget Detail						
Budget Code	Description	Units	Price	Amount		
DR FY2027	BACKFLOW TESTING	0.00	0.00	1,250.00		
DR FY2027	PLUMBING REPAIRS	0.00	0.00	700.00		
10-5-285-52322	ELECTRICAL MAINTENANCE	652.50	0.00	1,000.00	114.85	1,000.00
10-5-285-52323	HEATING/HVAC MAINTENANCE	18,572.65	13,468.25	6,700.00	9,249.03	7,700.00
10-5-285-52324	GROUNDS MAINTENANCE	176.00	171.35	600.00	0.00	600.00
Budget Detail						
Budget Code	Description	Units	Price	Amount		
DR FY2027	MULCH & PLANTS ETC	1.00	600.00	600.00		
10-5-285-52329	MAINTENANCE-OTHER	0.00	0.00	0.00	322.00	
10-5-285-52522	JANITORIAL SUPPLIES	4,420.28	4,409.12	4,500.00	2,991.59	4,500.00
10-5-285-52524	SIGNS, POSTS, HARDWARE	351.13	6.29	100.00	14.38	100.00
10-5-285-52530	CONSTR SUPPL & MATERIALS	115.99	603.95	400.00	144.51	400.00
10-5-285-52539	OTHER MISC SUPPLIES	2,574.48	1,128.30	3,000.00	889.49	3,000.00

Budget Worksheet Condensed

For Fiscal: FY2025-2026 Period Ending: Item 8. 6

		FY2023-2024	FY2024-2025	FY2025-2026	FY2025-2026	FY2026-2027
		Total Activity	Total Activity	Total Budget	YTD Activity	DR FY2027
Budget Detail						
Budget Code	Description	Units	Price	Amount		
DR FY2027	PAINT/GLASS/LOCKS/BULBS	1.00	3,000.00	3,000.00		
10-5-285-52561	UNIFORM PURCHASES	0.00	625.00	700.00	345.94	700.00
10-5-285-52564	WORK BOOT/SHOE PURCHASES	111.99	0.00	150.00	0.00	150.00
ExpCategory: 52 - OPERATING EXPENDITURES Total:		91,472.18	105,121.48	117,045.00	84,453.70	117,645.00
ExpCategory: 60 - CAPITAL OUTLAY						
10-5-285-61010	EQUIPMENT ACQUISITION<500	6,626.68	0.00	0.00	0.00	3,500.00
Budget Detail						
Budget Code	Description	Units	Price	Amount		
DR FY2027	10 TABLES	0.00	0.00	3,500.00		
ExpCategory: 60 - CAPITAL OUTLAY Total:		6,626.68	0.00	0.00	0.00	3,500.00
Department: 285 - ROBERT J. DIPIETRO COMMUNITY CENTER Total:		174,515.46	192,761.44	199,513.00	107,652.59	170,069.00
Department: 286 - ARMORY COMMUNITY CENTER						
ExpCategory: 51 - COMPENSATION						
10-5-286-51011	SALARIES-REGULAR	37,721.89	34,815.64	44,079.00	24,650.86	43,707.00
10-5-286-51071	FICA TAXES	2,870.28	2,614.84	3,373.00	1,882.59	3,344.00
10-5-286-51072	MD FAML I	0.00	0.00	0.00	0.00	99.00
ExpCategory: 51 - COMPENSATION Total:		40,592.17	37,430.48	47,452.00	26,533.45	47,150.00
ExpCategory: 52 - OPERATING EXPENDITURES						
10-5-286-52020	OUTSIDE SERVICES-OTHER	22,132.24	2,266.75	3,770.00	6,314.25	4,770.00
Budget Detail						
Budget Code	Description	Units	Price	Amount		
DR FY2027	FIRE EXTINGUISHER	1.00	400.00	400.00		
DR FY2027	GENERATOR CONTRACT/MAINTENANCE	1.00	3,500.00	3,500.00		
DR FY2027	PEST CONTROL SERVICE	1.00	870.00	870.00		
10-5-286-52042	EQUIPMENT RENTAL/LEASE	415.32	0.00	900.00	0.00	900.00
Budget Detail						
Budget Code	Description	Units	Price	Amount		
DR FY2027	ENTRANCE MAT SERVICE	1.00	900.00	900.00		
10-5-286-52201	UTILITY-ELECTRIC	19,571.86	26,598.99	25,400.00	16,987.78	25,400.00
10-5-286-52202	UTILITY-WATER & SEWER	1,412.24	1,790.80	1,700.00	1,243.75	1,700.00
10-5-286-52203	UTILITY-GAS & OIL	9,351.43	11,569.12	12,000.00	9,990.70	12,000.00

Budget Worksheet Condensed

For Fiscal: FY2025-2026 Period Ending: Item 8. 6

		FY2023-2024	FY2024-2025	FY2025-2026	FY2025-2026	FY2026-2027
		Total Activity	Total Activity	Total Budget	YTD Activity	DR FY2027
Budget Detail						
Budget Code	Description	Units	Price	Amount		
DR FY2027	GENERATOR DIESEL	1.00	1,000.00	1,000.00		
DR FY2027	NATURAL GAS	1.00	11,000.00	11,000.00		
10-5-286-52302	ALARM MAINTENANCE	0.00	0.00	0.00	159.00	
Budget Detail						
Budget Code	Description	Units	Price	Amount		
DR FY2027	MONTHLY SERVICE/OFFICE AREA	1.00	0.00	0.00		
DR FY2027	SECURITY CAMERA	1.00	0.00	0.00		
10-5-286-52321	PLUMBING MAINTENANCE	2,000.00	5,246.25	4,000.00	3,119.30	4,000.00
Budget Detail						
Budget Code	Description	Units	Price	Amount		
DR FY2027	BACKFLOW TESTING	0.00	0.00	3,000.00		
DR FY2027	PLUMBING REPAIRS	0.00	0.00	1,000.00		
10-5-286-52322	ELECTRICAL MAINTENANCE	1,134.00	1,612.86	1,800.00	128.01	1,800.00
10-5-286-52323	HEATING/HVAC MAINTENANCE	4,397.00	9,024.03	10,000.00	4,601.10	10,000.00
Budget Detail						
Budget Code	Description	Units	Price	Amount		
DR FY2027	MAINTENANCE CONTRACTS	1.00	4,200.00	4,200.00		
DR FY2027	MONTHLY SERVICE CONTRACT	1.00	5,800.00	5,800.00		
10-5-286-52324	GROUNDS MAINTENANCE	965.25	1,672.80	1,200.00	0.00	1,200.00
Budget Detail						
Budget Code	Description	Units	Price	Amount		
DR FY2027	MULCH AND PLANTS ETC	1.00	1,200.00	1,200.00		
10-5-286-52325	BUILDING MAINTENANCE	138.18	0.00	1,000.00	37.79	1,000.00
Budget Detail						
Budget Code	Description	Units	Price	Amount		
DR FY2027	MISC. INTERIOR LOCK/GLASS ETC	1.00	1,000.00	1,000.00		
10-5-286-52329	MAINTENANCE-OTHER	0.00	0.00	3,500.00	2,670.00	3,500.00
Budget Detail						
Budget Code	Description	Units	Price	Amount		
DR FY2027	ROOF AND EMERGENCY REPAIRS	1.00	2,000.00	2,000.00		
DR FY2027	SPRINKLER/SMOKE DETECTOR	1.00	1,500.00	1,500.00		
10-5-286-52522	JANITORIAL SUPPLIES	5,614.54	4,871.67	5,000.00	4,219.76	5,000.00
10-5-286-52524	SIGNS, POSTS, HARDWARE	284.97	338.60	500.00	244.84	500.00

Budget Worksheet Condensed

For Fiscal: FY2025-2026 Period Ending: Item 8. 6

		FY2023-2024 Total Activity	FY2024-2025 Total Activity	FY2025-2026 Total Budget	FY2025-2026 YTD Activity	FY2026-2027 DR FY2027
10-5-286-52530	CONSTR SUPPL & MATERIALS	368.40	297.54	400.00	143.07	400.00
10-5-286-52539	OTHER MISC SUPPLIES	3,925.67	2,822.19	4,780.00	1,885.06	4,780.00
Budget Detail						
Budget Code	Description	Units	Price	Amount		
DR FY2027	HOLIDAY LIGHTING	0.00	0.00	2,780.00		
DR FY2027	PAINT, BULBS, KEYS ETC.	1.00	2,000.00	2,000.00		
10-5-286-52561	UNIFORM PURCHASES	0.00	591.97	700.00	254.00	700.00
10-5-286-52564	WORK BOOT/SHOE PURCHASES	203.43	0.00	150.00	0.00	150.00
ExpCategory: 52 - OPERATING EXPENDITURES Total:		71,914.53	68,703.57	76,800.00	51,998.41	77,800.00
ExpCategory: 60 - CAPITAL OUTLAY						
10-5-286-61010	EQUIPMENT ACQUISITION<500	0.00	3,716.80	0.00	0.00	
ExpCategory: 60 - CAPITAL OUTLAY Total:		0.00	3,716.80	0.00	0.00	0.00
Department: 286 - ARMORY COMMUNITY CENTER Total:		112,506.70	109,850.85	124,252.00	78,531.86	124,950.00
Department: 287 - LAUREL MUSEUM						
ExpCategory: 52 - OPERATING EXPENDITURES						
10-5-287-52201	UTILITY-ELECTRIC	3,178.47	2,563.16	4,095.00	1,663.06	4,095.00
10-5-287-52202	UTILITY-WATER & SEWER	646.78	920.75	800.00	650.75	800.00
10-5-287-52203	UTILITY-GAS & OIL	2,391.29	3,038.12	3,000.00	2,360.92	3,000.00
10-5-287-52302	ALARM MAINTENANCE	1,658.92	5,408.20	1,500.00	1,269.76	1,500.00
10-5-287-52321	PLUMBING MAINTENANCE	600.00	1,575.00	1,350.00	0.00	1,350.00
Budget Detail						
Budget Code	Description	Units	Price	Amount		
DR FY2027	BACKFLOW TESTING	0.00	0.00	750.00		
DR FY2027	PLUMBING REPAIRS	0.00	0.00	600.00		
10-5-287-52323	HEATING/HVAC MAINTENANCE	6,113.71	4,587.50	2,500.00	7,704.00	2,500.00
Budget Detail						
Budget Code	Description	Units	Price	Amount		
DR FY2027	HVAC CONTRACT	1.00	2,500.00	2,500.00		
10-5-287-52329	MAINTENANCE-OTHER	843.00	902.00	4,300.00	945.00	2,500.00
Budget Detail						
Budget Code	Description	Units	Price	Amount		
DR FY2027	FIRE EXTINGUISHER	0.00	0.00	200.00		
DR FY2027	SPRINKLER/SMOKE DECTECTOR	1.00	2,300.00	2,300.00		
10-5-287-52539	OTHER MISC SUPPLIES	792.41	685.05	1,500.00	67.60	1,500.00

Budget Worksheet Condensed

For Fiscal: FY2025-2026 Period Ending: Item 8. 6

		FY2023-2024 Total Activity	FY2024-2025 Total Activity	FY2025-2026 Total Budget	FY2025-2026 YTD Activity	FY2026-2027 DR FY2027
Budget Detail						
Budget Code	Description	Units	Price	Amount		
DR FY2027	HARDWARE/LIGHTBULBS	1.00	1,500.00	1,500.00		
ExpCategory: 52 - OPERATING EXPENDITURES Total:		16,224.58	19,679.78	19,045.00	14,661.09	17,245.00
Department: 287 - LAUREL MUSEUM Total:		16,224.58	19,679.78	19,045.00	14,661.09	17,245.00
Department: 288 - GUDE LAKEHOUSE						
ExpCategory: 52 - OPERATING EXPENDITURES						
10-5-288-52020	OUTSIDE SERVICES-OTHER	2,196.28	3,365.19	3,600.00	2,505.70	3,600.00
Budget Detail						
Budget Code	Description	Units	Price	Amount		
DR FY2027	FIRE EXTINGUISHER	0.00	0.00	200.00		
DR FY2027	GENERATOR CONTRACT/MAINTENANCE	1.00	2,000.00	2,000.00		
DR FY2027	PEST CONTROL	1.00	1,400.00	1,400.00		
10-5-288-52201	UTILITY-ELECTRIC	12,440.59	11,252.64	15,000.00	14,040.67	15,000.00
10-5-288-52202	UTILITY-WATER & SEWER	1,852.70	2,672.74	2,000.00	2,750.91	3,000.00
Budget Detail						
Budget Code	Description	Units	Price	Amount		
DR FY2027	LAKEHOUSE WATER USAGE	0.00	0.00	3,000.00		
10-5-288-52203	UTILITY-GAS & OIL	66.00	233.00	1,000.00	0.00	1,000.00
Budget Detail						
Budget Code	Description	Units	Price	Amount		
DR FY2027	GENERATOR PROPANE	1.00	1,000.00	1,000.00		
10-5-288-52306	BUILDING EQUIPMENT MAINT	550.00	0.00	1,000.00	0.00	1,000.00
Budget Detail						
Budget Code	Description	Units	Price	Amount		
DR FY2027	KITCHEN APPLIANCES	1.00	1,000.00	1,000.00		
10-5-288-52321	PLUMBING MAINTENANCE	600.00	884.88	1,850.00	371.18	1,850.00
Budget Detail						
Budget Code	Description	Units	Price	Amount		
DR FY2027	BACKFLOW TESTING	0.00	0.00	1,250.00		
DR FY2027	PLUMBING REPAIR	0.00	0.00	600.00		
10-5-288-52322	ELECTRICAL MAINTENANCE	0.00	395.85	3,300.00	55.45	3,300.00
Budget Detail						
Budget Code	Description	Units	Price	Amount		
DR FY2027	LAKEHOUSE, STAGE & SHED	1.00	3,300.00	3,300.00		

Budget Worksheet Condensed

For Fiscal: FY2025-2026 Period Ending: Item 8. 6

		FY2023-2024 Total Activity	FY2024-2025 Total Activity	FY2025-2026 Total Budget	FY2025-2026 YTD Activity	FY2026-2027 DR FY2027
10-5-288-52323	HEATING/HVAC MAINTENANCE	6,157.32	322.00	1,000.00	2,043.00	1,500.00
10-5-288-52324	GROUNDS MAINTENANCE	1,890.73	1,134.01	1,500.00	316.11	1,500.00
Budget Detail						
Budget Code	Description	Units	Price	Amount		
DR FY2027	MULCH AND PLANTS	1.00	1,500.00	1,500.00		
10-5-288-52325	BUILDING MAINTENANCE	360.00	323.55	1,200.00	125.90	1,200.00
Budget Detail						
Budget Code	Description	Units	Price	Amount		
DR FY2027	LAKEHOUSE, STAGE & SHED	1.00	1,200.00	1,200.00		
10-5-288-52329	MAINTENANCE-OTHER	307.50	320.00	2,700.00	335.00	1,600.00
Budget Detail						
Budget Code	Description	Units	Price	Amount		
DR FY2027	EMERGENCY AND PATH LIGHTING	1.00	1,000.00	1,000.00		
DR FY2027	SPRINKLER/SMOKE DETECTOR	1.00	600.00	600.00		
10-5-288-52522	JANITORIAL SUPPLIES	1,241.63	873.33	2,000.00	1,288.06	2,000.00
10-5-288-52530	CONSTR SUPPL & MATERIALS	175.94	24.64	200.00	0.00	200.00
10-5-288-52539	OTHER MISC SUPPLIES	1,441.23	962.87	1,500.00	233.66	1,500.00
Budget Detail						
Budget Code	Description	Units	Price	Amount		
DR FY2027	PAINT/LOCKS/ KEYS/BULBS ETC	1.00	1,500.00	1,500.00		
ExpCategory: 52 - OPERATING EXPENDITURES Total:		29,279.92	22,764.70	37,850.00	24,065.64	38,250.00
Department: 288 - GUDE LAKEHOUSE Total:		29,279.92	22,764.70	37,850.00	24,065.64	38,250.00
Department: 289 - MAIN ST. POOL MAINTENANC						
ExpCategory: 52 - OPERATING EXPENDITURES						
10-5-289-52020	OUTSIDE SERVICES-OTHER	752.13	7,508.04	14,900.00	611.44	14,900.00
Budget Detail						
Budget Code	Description	Units	Price	Amount		
DR FY2027	FIRE EXTINGUISHER SERVICE	1.00	300.00	300.00		
DR FY2027	MOTOR WINTERIZATION	1.00	600.00	600.00		
DR FY2027	PEST CONTROL SERVICE	1.00	3,000.00	3,000.00		
DR FY2027	POOL WHITECOATING REPAIRS	1.00	3,000.00	3,000.00		
DR FY2027	PRE-SEASON POOL CLEANING	1.00	8,000.00	8,000.00		
10-5-289-52042	EQUIPMENT RENTAL/LEASE	0.00	0.00	150.00	0.00	150.00

Budget Worksheet Condensed

For Fiscal: FY2025-2026 Period Ending: Item 8. 6

		FY2023-2024	FY2024-2025	FY2025-2026	FY2025-2026	FY2026-2027
		Total Activity	Total Activity	Total Budget	YTD Activity	DR FY2027
Budget Detail						
Budget Code	Description	Units	Price	Amount		
DR FY2027	MISC. TOOL/EQUIPMENT RENTAL	1.00	150.00	150.00		
10-5-289-52201	UTILITY-ELECTRIC	14,633.78	17,407.62	18,750.00	14,893.65	18,750.00
Budget Detail						
Budget Code	Description	Units	Price	Amount		
DR FY2027	POOL PUMPS AND CLUB ROOM	1.00	18,750.00	18,750.00		
10-5-289-52202	UTILITY-WATER & SEWER	26,551.80	22,788.27	28,000.00	11,479.82	28,000.00
10-5-289-52203	UTILITY-GAS & OIL	1,416.97	461.74	2,400.00	309.25	2,400.00
10-5-289-52302	ALARM MAINTENANCE	348.00	348.00	1,100.00	507.00	500.00
Budget Detail						
Budget Code	Description	Units	Price	Amount		
DR FY2027	MAINTENANCE AND MONITORING	1.00	500.00	500.00		
10-5-289-52306	BUILDING EQUIPMENT MAINT	1,165.00	0.00	1,000.00	0.00	1,000.00
Budget Detail						
Budget Code	Description	Units	Price	Amount		
DR FY2027	PUMPS/CHEMICAL FEEDER/FILTER	1.00	1,000.00	1,000.00		
10-5-289-52321	PLUMBING MAINTENANCE	2,612.41	7,365.00	3,750.00	80.95	3,750.00
Budget Detail						
Budget Code	Description	Units	Price	Amount		
DR FY2027	BATHHOUSE/CONCESS/CLUB/FILTER	1.00	3,000.00	3,000.00		
DR FY2027	WINTERIZATION	1.00	750.00	750.00		
10-5-289-52322	ELECTRICAL MAINTENANCE	4,319.00	-54.35	1,500.00	122.01	1,500.00
Budget Detail						
Budget Code	Description	Units	Price	Amount		
DR FY2027	INTERIOR/EXTERIOR POOL LIGHTS	1.00	1,500.00	1,500.00		
10-5-289-52323	HVAC MAINTENANCE	1,221.00	1,639.00	1,300.00	746.00	1,300.00
10-5-289-52324	GROUNDS MAINTENANCE	400.00	304.16	800.00	66.05	800.00
Budget Detail						
Budget Code	Description	Units	Price	Amount		
DR FY2027	MULCH/PLANTS-CASULA/DAM RUINS/EXTERIOR POOL	1.00	800.00	800.00		
10-5-289-52325	BUILDING MAINTENANCE	551.30	90.25	1,000.00	27.58	1,000.00

Budget Worksheet Condensed

For Fiscal: FY2025-2026 Period Ending: Item 8. 6

		FY2023-2024 Total Activity	FY2024-2025 Total Activity	FY2025-2026 Total Budget	FY2025-2026 YTD Activity	FY2026-2027 DR FY2027
Budget Detail						
Budget Code	Description	Units	Price	Amount		
DR FY2027	CAULKING AND REPAIRS	1.00	1,000.00	1,000.00		
10-5-289-52329	MAINTENANCE-OTHER	0.00	1,747.51	8,000.00	5,017.39	8,000.00
Budget Detail						
Budget Code	Description	Units	Price	Amount		
DR FY2027	CHEMICAL FEEDERS	4.00	500.00	2,000.00		
DR FY2027	CONCESSION EQUIPMENT	1.00	1,500.00	1,500.00		
DR FY2027	POOL FILTERS (COMPLIANCE ITEM)	9.00	500.00	4,500.00		
10-5-289-52522	JANITORIAL SUPPLIES	3,273.18	2,899.20	3,000.00	953.54	3,000.00
Budget Detail						
Budget Code	Description	Units	Price	Amount		
DR FY2027	RENTAL USE OF MEETING ROOM	1.00	3,000.00	3,000.00		
10-5-289-52524	SIGNS, POSTS, HARDWARE	76.98	234.92	150.00	0.00	150.00
10-5-289-52530	CONSTR SUPPL & MATERIALS	152.53	213.60	200.00	93.04	200.00
10-5-289-52539	OTHER MISC SUPPLIES	2,792.91	1,995.88	5,320.00	2,450.52	5,320.00
Budget Detail						
Budget Code	Description	Units	Price	Amount		
DR FY2027	FUNBRELLA PARTS/COVERS	1.00	4,020.00	4,020.00		
DR FY2027	PAINT, LOCKS, KEYS, BULBS ETC.	1.00	1,300.00	1,300.00		
ExpCategory: 52 - OPERATING EXPENDITURES Total:		60,266.99	64,948.84	91,320.00	37,358.24	90,720.00
ExpCategory: 60 - CAPITAL OUTLAY						
10-5-289-61010	EQUIPMENT ACQUISITION<500	0.00	0.00	0.00	0.00	
10-5-289-61020	EQUIPMENT ACQUISITION>500	1,199.00	1,305.00	0.00	0.00	
ExpCategory: 60 - CAPITAL OUTLAY Total:		1,199.00	1,305.00	0.00	0.00	0.00
Department: 289 - MAIN ST. POOL MAINTENANC Total:		61,465.99	66,253.84	91,320.00	37,358.24	90,720.00
Department: 290 - LPD FACILITY						
ExpCategory: 51 - COMPENSATION						
10-5-290-51011	SALARIES-REGULAR	111,558.38	127,545.04	134,304.00	104,611.28	140,118.00
10-5-290-51021	SALARIES-AUXILIARY	0.00	0.00	1,404.00	0.00	
10-5-290-51071	FICA TAXES	8,093.29	9,198.85	10,382.00	7,546.07	10,720.00
10-5-290-51072	MD FAML I	0.00	0.00	0.00	0.00	316.00
ExpCategory: 51 - COMPENSATION Total:		119,651.67	136,743.89	146,090.00	112,157.35	151,154.00

		FY2023-2024	FY2024-2025	FY2025-2026	FY2025-2026	FY2026-2027
		Total Activity	Total Activity	Total Budget	YTD Activity	DR FY2027
ExpCategory: 52 - OPERATING EXPENDITURES						
10-5-290-52020	OUTSIDE SERVICES-OTHER	18,407.16	18,996.25	14,400.00	10,882.77	17,900.00
Budget Detail						
Budget Code	Description	Units	Price	Amount		
DR FY2027	ELEVATOR/LIFT CONT. & SERVICE INSPECTION	1.00	10,000.00	10,000.00		
DR FY2027	FIRE EXTINGUISHER SERVICE	1.00	1,200.00	1,200.00		
DR FY2027	GENERATOR CONTRACT/MAINTENANCE	1.00	3,000.00	3,000.00		
DR FY2027	GENERATOR COOLANT FLUSH	0.00	0.00	2,500.00		
DR FY2027	PEST CONTROL	1.00	1,200.00	1,200.00		
10-5-290-52042	EQUIPMENT RENTAL/LEASE	2,055.50	2,563.12	1,500.00	1,992.45	1,500.00
10-5-290-52201	UTILITY-ELECTRIC	69,424.36	81,164.06	85,000.00	63,472.16	85,000.00
Budget Detail						
Budget Code	Description	Units	Price	Amount		
DR FY2027	UTILITY COST	1.00	85,000.00	85,000.00		
10-5-290-52202	UTILITY-WATER & SEWER	4,516.31	3,887.26	5,000.00	2,609.51	5,000.00
Budget Detail						
Budget Code	Description	Units	Price	Amount		
DR FY2027	WATER USAGE/FAT,OIL,GREASE DISCHARGE FEE	1.00	5,000.00	5,000.00		
10-5-290-52203	UTILITY-GAS & OIL	10,914.16	12,949.00	14,900.00	11,440.69	14,900.00
Budget Detail						
Budget Code	Description	Units	Price	Amount		
DR FY2027	GENERATOR DIESEL	1.00	5,300.00	5,300.00		
DR FY2027	NATURAL GAS	0.00	0.00	9,600.00		
10-5-290-52302	ALARM MAINTENANCE	809.80	787.84	700.00	858.72	700.00
Budget Detail						
Budget Code	Description	Units	Price	Amount		
DR FY2027	MONITORING FEES	1.00	700.00	700.00		
10-5-290-52306	BUILDING EQUIPMENT MAINT...	1,170.50	943.00	2,108.00	2,255.00	3,518.00
Budget Detail						
Budget Code	Description	Units	Price	Amount		
DR FY2027	FITNESS PARTS NOT ON WARRANTY	1.00	600.00	600.00		
DR FY2027	KITCHEN EQUIPMENT MAINTENANCE	1.00	500.00	500.00		
DR FY2027	QUARTERLY FITNESS EQUIP.	1.00	2,418.00	2,418.00		
10-5-290-52321	PLUMBING MAINTENANCE	3,186.25	4,028.40	4,300.00	2,180.30	4,300.00

Budget Worksheet Condensed

For Fiscal: FY2025-2026 Period Ending: Item 8. 6

		FY2023-2024	FY2024-2025	FY2025-2026	FY2025-2026	FY2026-2027
		Total Activity	Total Activity	Total Budget	YTD Activity	DR FY2027
Budget Detail						
Budget Code	Description	Units	Price	Amount		
DR FY2027	BACKFLOW TESTING	0.00	0.00	2,500.00		
DR FY2027	PLUMBING REPAIRS	0.00	0.00	1,800.00		
10-5-290-52322	ELECTRICAL MAINTENANCE	0.00	1,102.86	1,000.00	431.05	1,000.00
10-5-290-52323	HVAC MAINTENANCE	33,365.86	40,902.56	40,300.00	51,102.83	41,000.00
Budget Detail						
Budget Code	Description	Units	Price	Amount		
DR FY2027	CONTROL CONTRACT	1.00	10,000.00	10,000.00		
DR FY2027	MAINTENANCE	1.00	15,000.00	15,000.00		
DR FY2027	MECHANICAL MAINTENANCE CONTRAC	1.00	14,600.00	14,600.00		
DR FY2027	WATER TREATMENT	1.00	1,400.00	1,400.00		
10-5-290-52324	GROUNDS MAINTENANCE	1,438.74	406.29	1,500.00	258.97	2,000.00
10-5-290-52329	MAINTENANCE-OTHER	4,869.50	2,410.74	5,500.00	2,243.15	5,500.00
Budget Detail						
Budget Code	Description	Units	Price	Amount		
DR FY2027	ANSUL SYSTEM INSPECTION	1.00	500.00	500.00		
DR FY2027	DOOR, LOCK AND ROOF REPAIRS	1.00	500.00	500.00		
DR FY2027	MECHANICAL GATE REPAIRS	1.00	1,400.00	1,400.00		
DR FY2027	SPRINKLER AND SMOKE DETECTOR	1.00	3,100.00	3,100.00		
10-5-290-52522	JANITORIAL SUPPLIES	6,849.11	4,805.15	5,000.00	3,903.65	5,000.00
10-5-290-52524	SIGNS, POSTS, HARDWARE	429.92	56.89	300.00	0.00	300.00
10-5-290-52530	CONSTR SUPPLIES & MATERIALS	242.59	917.49	800.00	97.70	800.00
10-5-290-52539	OTHER MISC SUPPLIES	1,335.35	2,268.94	2,500.00	2,618.24	2,500.00
Budget Detail						
Budget Code	Description	Units	Price	Amount		
DR FY2027	PAINT, LOCKS, KEYS, BULBS ETC.	1.00	2,500.00	2,500.00		
10-5-290-52561	UNIFORM PURCHASES	0.00	1,158.48	1,400.00	443.28	1,400.00
10-5-290-52564	WORK BOOT/SHOE PURCHASES	259.99	124.99	300.00	235.91	300.00
ExpCategory: 52 - OPERATING EXPENDITURES Total:		159,275.10	179,473.32	186,508.00	157,026.38	192,618.00
ExpCategory: 60 - CAPITAL OUTLAY						
10-5-290-61010	EQUIPMENT ACQUISITION<\$500	6,756.66	0.00	0.00	0.00	
10-5-290-61020	EQUIPMENT ACQUISITION>\$500	1,432.60	0.00	0.00	0.00	
ExpCategory: 60 - CAPITAL OUTLAY Total:		8,189.26	0.00	0.00	0.00	0.00
Department: 290 - LPD FACILITY Total:		287,116.03	316,217.21	332,598.00	269,183.73	343,772.00

Budget Worksheet Condensed

For Fiscal: FY2025-2026 Period Ending Item 8. 6

		FY2023-2024 Total Activity	FY2024-2025 Total Activity	FY2025-2026 Total Budget	FY2025-2026 YTD Activity	FY2026-2027 DR FY2027
Department: 291 - GREENVIEW DR REC COMPLEX						
ExpCategory: 52 - OPERATING EXPENDITURES						
10-5-291-52020	OUTSIDE SERVICES	1,259.96	1,511.28	9,950.00	56.00	9,950.00
Budget Detail						
Budget Code	Description	Units	Price	Amount		
DR FY2027	FIRE EXTINGUISHER SERVICE	1.00	350.00	350.00		
DR FY2027	MOTOR WINTERIZATION	1.00	600.00	600.00		
DR FY2027	PEST CONTROL	1.00	800.00	800.00		
DR FY2027	POOL CLEANING	1.00	6,200.00	6,200.00		
DR FY2027	POOL WHITECOAT REPAIRS	0.00	0.00	2,000.00		
10-5-291-52201	UTILITY-ELECTRIC	9,807.90	10,696.30	15,625.00	9,982.74	15,625.00
10-5-291-52202	UTILITY-WATER & SEWER	6,262.18	8,076.75	6,500.00	4,894.32	6,500.00
Budget Detail						
Budget Code	Description	Units	Price	Amount		
DR FY2027	FOG DISCHARGE AND WATER USAGE	1.00	6,500.00	6,500.00		
10-5-291-52203	UTILITY-GAS & OIL	1,260.67	1,419.97	1,950.00	1,275.98	1,950.00
Budget Detail						
Budget Code	Description	Units	Price	Amount		
DR FY2027	NATURAL GAS	1.00	1,200.00	1,200.00		
DR FY2027	PROPANE	1.00	750.00	750.00		
10-5-291-52302	ALARM MAINTENANCE	531.50	391.00	800.00	0.00	800.00
10-5-291-52306	BUILDING EQUIPMENT MAINT	1,460.00	56.96	500.00	114.00	500.00
Budget Detail						
Budget Code	Description	Units	Price	Amount		
DR FY2027	KITCHEN EQUIP. & APPLIANCES	1.00	500.00	500.00		
10-5-291-52321	PLUMBING MAINTENANCE	1,000.00	1,200.74	2,250.00	0.00	2,250.00
Budget Detail						
Budget Code	Description	Units	Price	Amount		
DR FY2027	BACKFLOW TESTING	0.00	0.00	1,250.00		
DR FY2027	PLUMBING REPAIRS	0.00	0.00	1,000.00		
10-5-291-52322	ELECTRICAL MAINTENANCE	1,554.00	48.49	1,300.00	0.00	1,300.00
10-5-291-52323	HVAC MAINTENANCE	5,070.69	3,059.21	2,600.00	602.00	2,600.00
10-5-291-52324	GROUNDS MAINTENANCE	977.91	89.97	1,000.00	46.12	1,400.00

Budget Worksheet Condensed

For Fiscal: FY2025-2026 Period Ending: Item 8. 6

		FY2023-2024	FY2024-2025	FY2025-2026	FY2025-2026	FY2026-2027
		Total Activity	Total Activity	Total Budget	YTD Activity	DR FY2027
Budget Detail						
Budget Code	Description	Units	Price	Amount		
DR FY2027	COURT MAINTENANCE/GROUNDS	1.00	1,400.00	1,400.00		
10-5-291-52325	BUILDING MAINTENANCE	0.00	68.82	800.00	12.56	800.00
Budget Detail						
Budget Code	Description	Units	Price	Amount		
DR FY2027	CAULKING AND REPAIRS	1.00	800.00	800.00		
10-5-291-52329	MAINTENANCE-OTHER	350.00	1,632.91	3,800.00	2,054.52	4,200.00
Budget Detail						
Budget Code	Description	Units	Price	Amount		
DR FY2027	CHEMICAL FEEDERS	1.00	1,700.00	1,700.00		
DR FY2027	DOORS, LOCKS AND ROOF REPAIRS	1.00	800.00	800.00		
DR FY2027	POOL FILTERS (COMPLIANCE ITEM)	1.00	1,700.00	1,700.00		
10-5-291-52522	JANITORIAL SUPPLIES	3,970.05	2,541.02	3,000.00	1,493.59	3,000.00
Budget Detail						
Budget Code	Description	Units	Price	Amount		
DR FY2027	POOL AND CABANA	1.00	3,000.00	3,000.00		
10-5-291-52524	SIGNS, POSTS, HARDWARE	95.01	58.93	200.00	0.00	200.00
10-5-291-52525	CHEMICALS	1,481.60	0.00	0.00	0.00	
10-5-291-52530	CONSTR SUPPL & MATERIALS	151.43	292.74	400.00	428.18	400.00
10-5-291-52539	OTHER MISC SUPPLIES	2,522.99	1,515.14	2,680.00	484.58	2,680.00
Budget Detail						
Budget Code	Description	Units	Price	Amount		
DR FY2027	CARTRIDGE AND FILTER PARTS	1.00	816.00	816.00		
DR FY2027	PAINT SUPPLIES	1.00	1,864.00	1,864.00		
ExpCategory: 52 - OPERATING EXPENDITURES Total:		37,755.89	32,660.23	53,355.00	21,444.59	54,155.00
ExpCategory: 60 - CAPITAL OUTLAY						
10-5-291-61010	EQUIPMENT ACQUISITION<\$500	162.68	0.00	0.00	0.00	
ExpCategory: 60 - CAPITAL OUTLAY Total:		162.68	0.00	0.00	0.00	0.00
Department: 291 - GREENVIEW DR REC COMPLEX Total:		37,918.57	32,660.23	53,355.00	21,444.59	54,155.00

Budget Worksheet Condensed

For Fiscal: FY2025-2026 Period Ending: Item 8. 6

		FY2023-2024	FY2024-2025	FY2025-2026	FY2025-2026	FY2026-2027
		Total Activity	Total Activity	Total Budget	YTD Activity	DR FY2027
Department: 292 - P&R MAINTENANCE FACILITY						
ExpCategory: 52 - OPERATING EXPENDITURES						
10-5-292-52020	OUTSIDE SERVICES-OTHER	4,061.73	5,515.93	4,370.00	4,827.72	4,870.00
Budget Detail						
Budget Code	Description	Units	Price	Amount		
DR FY2027	FIRE EXTINGUISHER SERVICE	1.00	800.00	800.00		
DR FY2027	GENERATOR CONTRACT/MAINTENANCE	1.00	3,000.00	3,000.00		
DR FY2027	PEST CONTROL SERVICE	1.00	1,070.00	1,070.00		
10-5-292-52042	EQUIPMENT RENTAL/LEASE	0.00	0.00	150.00	0.00	150.00
Budget Detail						
Budget Code	Description	Units	Price	Amount		
DR FY2027	MISC. TOOL/EQUIPMENT RENTAL	1.00	150.00	150.00		
10-5-292-52201	UTILITY-ELECTRIC	7,645.03	8,548.48	12,350.00	8,105.94	12,350.00
Budget Detail						
Budget Code	Description	Units	Price	Amount		
DR FY2027	7701 PROPERTY	0.00	0.00	3,600.00		
DR FY2027	INCLUDING EQUIP. SHED	1.00	8,750.00	8,750.00		
10-5-292-52202	UTILITY-WATER & SEWER	4,095.03	6,181.60	6,200.00	4,759.51	6,200.00
Budget Detail						
Budget Code	Description	Units	Price	Amount		
DR FY2027	7701 PROPERTY	0.00	0.00	1,200.00		
DR FY2027	BUILDING HEAT/HOT WATER	1.00	5,000.00	5,000.00		
10-5-292-52203	UTILITY-GAS & OIL	4,340.80	6,977.37	4,600.00	6,519.38	6,600.00
Budget Detail						
Budget Code	Description	Units	Price	Amount		
DR FY2027	FUEL OIL 7701	0.00	0.00	3,000.00		
DR FY2027	GENERATOR DIESEL	1.00	600.00	600.00		
DR FY2027	NATURAL GAS	1.00	3,000.00	3,000.00		
10-5-292-52306	BUILDING EQUIPMENT MAINT...	0.00	159.13	1,000.00	0.00	1,000.00
Budget Detail						
Budget Code	Description	Units	Price	Amount		
DR FY2027	KITCHEN APPLIANCES	1.00	1,000.00	1,000.00		
10-5-292-52321	PLUMBING MAINTENANCE	10,050.00	10,425.00	2,750.00	48.57	2,750.00
Budget Detail						
Budget Code	Description	Units	Price	Amount		
DR FY2027	BACKFLOW TESTING	0.00	0.00	1,250.00		

Budget Worksheet Condensed

For Fiscal: FY2025-2026 Period Ending: Item 8. 6

		FY2023-2024 Total Activity	FY2024-2025 Total Activity	FY2025-2026 Total Budget	FY2025-2026 YTD Activity	FY2026-2027 DR FY2027
DR FY2027	PLUMBING REPAIRS	0.00	0.00	1,500.00		
10-5-292-52322	ELECTRICAL MAINTENANCE	0.00	1,541.58	1,500.00	387.22	1,500.00
10-5-292-52323	HEATING/HVAC MAINTENANCE	2,204.00	4,595.91	5,200.00	1,972.00	5,200.00
10-5-292-52324	GROUNDS MAINTENANCE	994.00	364.11	1,600.00	0.00	2,600.00
10-5-292-52325	BUILDING MAINTENANCE	1,119.00	445.00	4,000.00	0.00	2,000.00
Budget Detail						
Budget Code	Description	Units	Price	Amount		
DR FY2027	MECHANICAL GATE MAINTENANCE/7701 GATE	0.00	0.00	1,000.00		
DR FY2027	SPRINKLER, SMOKE DETECTOR	0.00	0.00	1,000.00		
10-5-292-52329	MAINTENANCE-OTHER	0.00	1,647.00	3,000.00	1,407.34	3,000.00
Budget Detail						
Budget Code	Description	Units	Price	Amount		
DR FY2027	7701 LIFT MAINTENANCE	0.00	0.00	1,500.00		
DR FY2027	DOOR LOCK AND ROOF REPAIRS	1.00	1,000.00	1,000.00		
DR FY2027	EMERGENCY REPAIRS	1.00	500.00	500.00		
10-5-292-52522	JANITORIAL SUPPLIES	2,326.50	2,688.46	2,850.00	2,001.21	2,850.00
10-5-292-52524	SIGNS, POSTS, HARDWARE	200.00	226.51	200.00	26.97	200.00
10-5-292-52530	CONSTR SUPPL & MATERIALS	47.48	451.07	400.00	471.18	400.00
10-5-292-52539	OTHER MISC SUPPLIES	1,770.13	2,112.71	1,850.00	1,102.42	1,850.00
Budget Detail						
Budget Code	Description	Units	Price	Amount		
DR FY2027	PAINT, KEYS,LOCKS, BULBS ETC.	1.00	1,850.00	1,850.00		
ExpCategory: 52 - OPERATING EXPENDITURES Total:		38,853.70	51,879.86	52,020.00	31,629.46	53,520.00
ExpCategory: 60 - CAPITAL OUTLAY						
10-5-292-61010	EQUIPMENT ACQUISITION<\$500	256.97	0.00	0.00	167.00	
10-5-292-61020	EQUIPMENT ACQUISITION>\$500	0.00	1,854.00	0.00	0.00	
ExpCategory: 60 - CAPITAL OUTLAY Total:		256.97	1,854.00	0.00	167.00	0.00
Department: 292 - P&R MAINTENANCE FACILITY Total:		39,110.67	53,733.86	52,020.00	31,796.46	53,520.00
Department: 293 - GUDE HOUSE						
ExpCategory: 51 - COMPENSATION						
10-5-293-51021	SALARIES-AUXILIARY	0.00	0.00	22,843.00	0.00	14,000.00
10-5-293-51071	FICA TAXES	0.00	0.00	1,748.00	0.00	1,071.00

Budget Worksheet Condensed

For Fiscal: FY2025-2026 Period Ending: Item 8. 6

		FY2023-2024 Total Activity	FY2024-2025 Total Activity	FY2025-2026 Total Budget	FY2025-2026 YTD Activity	FY2026-2027 DR FY2027
10-5-293-51072	MD FAML	0.00	0.00	0.00	0.00	32.00
ExpCategory: 51 - COMPENSATION Total:		0.00	0.00	24,591.00	0.00	15,103.00
ExpCategory: 52 - OPERATING EXPENDITURES						
10-5-293-52020	OUTSIDE SERVICES	374.00	0.00	3,500.00	1,161.18	3,500.00
Budget Detail						
Budget Code	Description	Units	Price	Amount		
DR FY2027	GENERATOR CONTRACT/MAINTENANC	1.00	2,000.00	2,000.00		
DR FY2027	PEST CONTROL/FIRE EXTINGUISHER	1.00	1,500.00	1,500.00		
10-5-293-52042	EQUIPMENT RENTAL/LEASE	0.00	0.00	300.00	0.00	300.00
10-5-293-52201	UTILITY-ELECTRIC	10,402.69	13,629.61	13,000.00	9,081.05	13,000.00
10-5-293-52202	UTILITY-WATER & SEWER	1,280.79	4,120.78	3,600.00	1,625.24	3,600.00
10-5-293-52203	UTILITY-GAS & OIL	672.63	5,887.66	5,800.00	5,735.10	6,500.00
Budget Detail						
Budget Code	Description	Units	Price	Amount		
DR FY2027	FUEL OIL	1.00	5,700.00	5,700.00		
DR FY2027	GENERATOR PROPANE	1.00	800.00	800.00		
10-5-293-52302	ALARM MAINTENANCE	408.00	408.00	600.00	408.00	600.00
Budget Detail						
Budget Code	Description	Units	Price	Amount		
DR FY2027	FIRE MONITORING	1.00	600.00	600.00		
10-5-293-52306	BUILDING EQUIPMENT MAINT...	0.00	0.00	1,000.00	0.00	1,000.00
Budget Detail						
Budget Code	Description	Units	Price	Amount		
DR FY2027	KITCHEN APPLIANCE MAINTENANCE	1.00	1,000.00	1,000.00		
10-5-293-52321	PLUMBING MAINTENANCE	900.00	936.10	2,250.00	365.00	2,250.00
Budget Detail						
Budget Code	Description	Units	Price	Amount		
DR FY2027	BACKFLOW TESTING	0.00	0.00	1,250.00		
DR FY2027	PLUMBING REPAIRS	0.00	0.00	1,000.00		
10-5-293-52322	ELECTRICAL MAINTENANCE	0.00	247.61	1,500.00	99.00	1,500.00
10-5-293-52323	HEATING/HVAC MAINTENANCE	18,664.53	8,977.13	10,200.00	3,607.50	10,200.00
Budget Detail						
Budget Code	Description	Units	Price	Amount		
DR FY2027	HVAC MAINTENANCE CONTRACT	1.00	5,200.00	5,200.00		

Budget Worksheet Condensed

For Fiscal: FY2025-2026 Period Ending: Item 8. 6

		FY2023-2024 Total Activity	FY2024-2025 Total Activity	FY2025-2026 Total Budget	FY2025-2026 YTD Activity	FY2026-2027 DR FY2027
DR FY2027	MAINTENANCE OTHER	1.00	5,000.00	5,000.00		
10-5-293-52324	GROUNDS MAINTENANCE	3,485.13	2,544.43	3,000.00	170.07	3,000.00
10-5-293-52325	BUILDING MAINTENANCE	305.00	1,258.47	3,000.00	0.00	3,000.00
10-5-293-52329	MAINTENANCE-OTHER	0.00	1,364.75	5,000.00	699.00	2,500.00
Budget Detail						
Budget Code	Description	Units	Price	Amount		
DR FY2027	DOORS, LOCKS, ROOF REPAIRS	0.00	0.00	1,500.00		
DR FY2027	SPRINKLER INSPECTION	0.00	0.00	1,000.00		
10-5-293-52522	JANITORIAL SUPPLIES	1,764.63	2,593.93	2,850.00	1,487.55	2,850.00
10-5-293-52524	SIGNS, POSTS, HARDWARE	400.00	624.73	400.00	20.69	400.00
10-5-293-52530	CONSTR SUPPL & MATERIALS	372.14	196.72	400.00	219.24	400.00
10-5-293-52539	OTHER MISC SUPPLIES	3,768.07	2,943.96	3,000.00	1,421.27	3,000.00
ExpCategory: 52 - OPERATING EXPENDITURES Total:		42,797.61	45,733.88	59,400.00	26,099.89	57,600.00
ExpCategory: 60 - CAPITAL OUTLAY						
10-5-293-61010	EQUIPMENT ACQ<\$500	631.27	0.00	0.00	0.00	
ExpCategory: 60 - CAPITAL OUTLAY Total:		631.27	0.00	0.00	0.00	0.00
Department: 293 - GUDE HOUSE Total:		43,428.88	45,733.88	83,991.00	26,099.89	72,703.00
Department: 294 - CRAIG A. MOE LAUREL MULITSERVICE CENTER-MAINTENANCE						
ExpCategory: 51 - COMPENSATION						
10-5-294-51011	SALARIES-REGULAR	34,444.91	42,912.49	45,427.00	34,887.43	47,721.00
10-5-294-51021	SALARIES-AUXILIARY	5,185.23	6,487.87	16,345.00	6,926.12	12,000.00
10-5-294-51071	FICA TAXES	3,034.43	3,653.51	4,726.00	3,040.71	4,569.00
10-5-294-51072	MD FAML I	0.00	0.00	0.00	0.00	269.00
ExpCategory: 51 - COMPENSATION Total:		42,664.57	53,053.87	66,498.00	44,854.26	64,559.00
ExpCategory: 52 - OPERATING EXPENDITURES						
10-5-294-52020	OUTSIDE SERVICES	10,460.00	2,765.00	9,800.00	6,587.40	12,900.00
Budget Detail						
Budget Code	Description	Units	Price	Amount		
DR FY2027	ELEVATOR CONTRACT/SERVICE	0.00	0.00	7,000.00		
DR FY2027	FIRE EXTINGUISHERS	1.00	400.00	400.00		
DR FY2027	GENERATOR CONTRACT/MAINTENANCE	0.00	0.00	2,500.00		
DR FY2027	PEST CONTROL	1.00	3,000.00	3,000.00		
10-5-294-52201	UTILITIES-ELECTRIC	42,591.61	54,056.78	103,200.00	46,108.74	80,000.00
10-5-294-52202	UTILITY-WATER & SEWER	1,168.29	5,171.74	5,000.00	5,898.62	5,000.00

Budget Worksheet Condensed

For Fiscal: FY2025-2026 Period Ending: Item 8. 6

		FY2023-2024	FY2024-2025	FY2025-2026	FY2025-2026	FY2026-2027
		Total Activity	Total Activity	Total Budget	YTD Activity	DR FY2027
Budget Detail						
Budget Code	Description	Units	Price	Amount		
DR FY2027	F.O.G. CHARGES	0.00	0.00	700.00		
DR FY2027	WATER USAGE	0.00	0.00	4,300.00		
10-5-294-52203	UTILITY-GAS & OIL	16,732.44	16,774.63	80,000.00	15,144.58	65,000.00
Budget Detail						
Budget Code	Description	Units	Price	Amount		
DR FY2027	DEISEL-GENERATOR	0.00	0.00	5,000.00		
DR FY2027	PROPANE	1.00	60,000.00	60,000.00		
10-5-294-52302	ALARM MAINTENANCE	0.00	539.58	500.00	288.00	500.00
Budget Detail						
Budget Code	Description	Units	Price	Amount		
DR FY2027	FIRE MONITORING/CELLULAR FEE	0.00	0.00	500.00		
10-5-294-52306	BUILDING MAINTENANCE	0.00	59.59	1,000.00	0.00	1,000.00
Budget Detail						
Budget Code	Description	Units	Price	Amount		
DR FY2027	KITCHEN APPLIANCES	0.00	0.00	1,000.00		
10-5-294-52321	PLUMBING MAINTENANCE	0.00	2,840.17	3,250.00	524.00	3,250.00
Budget Detail						
Budget Code	Description	Units	Price	Amount		
DR FY2027	BACKFLOW TESTING	0.00	0.00	1,250.00		
DR FY2027	PLUMBING REPAIRS	0.00	0.00	2,000.00		
10-5-294-52322	ELECTRICAL MAINTENANCE	217.50	85.93	2,000.00	62.56	2,000.00
10-5-294-52323	HVAC MAINTENANCE	0.00	0.00	15,000.00	1,753.31	15,000.00
Budget Detail						
Budget Code	Description	Units	Price	Amount		
DR FY2027	MECHANICAL CONTRACT AND MAINTENANCE	0.00	0.00	15,000.00		
10-5-294-52324	GROUNDS MAINTENANCE	400.00	346.46	1,100.00	241.01	1,100.00
Budget Detail						
Budget Code	Description	Units	Price	Amount		
DR FY2027	MULCH/PLANTS/LANDSCAPING	0.00	0.00	1,100.00		
10-5-294-52329	MAINTENANCE-OTHER	0.00	180.79	4,300.00	2,311.37	4,300.00

Budget Worksheet Condensed

For Fiscal: FY2025-2026 Period Ending: Item 8. 6

		FY2023-2024	FY2024-2025	FY2025-2026	FY2025-2026	FY2026-2027
		Total Activity	Total Activity	Total Budget	YTD Activity	DR FY2027
Budget Detail						
Budget Code	Description	Units	Price	Amount		
DR FY2027	ANSUL SYSTEM	0.00	0.00	500.00		
DR FY2027	DOOR,LOCK,ROOF REPAIR	0.00	0.00	500.00		
DR FY2027	SPRINKLER/SMOKE	0.00	0.00	3,300.00		
10-5-294-52522	JANITORIAL SUPPLIES	18,255.57	8,089.27	5,000.00	4,235.70	5,000.00
10-5-294-52524	SIGNS, POST, HARDWARE	593.70	3,910.34	400.00	434.45	400.00
10-5-294-52530	CONSTRUCTION SUPPLIES	116.46	274.21	400.00	166.75	400.00
10-5-294-52539	OTHER MISCELLANEOUS SUPPL...	2,735.28	3,570.43	3,000.00	902.52	3,000.00
10-5-294-52561	UNIFORM PURCHASES	0.00	517.00	700.00	240.00	700.00
10-5-294-52564	WORK BOOT/SHOE PURCHASES	0.00	89.95	150.00	0.00	150.00
ExpCategory: 52 - OPERATING EXPENDITURES Total:		93,270.85	99,271.87	234,800.00	84,899.01	199,700.00
ExpCategory: 60 - CAPITAL OUTLAY						
10-5-294-61010	EQUIPMENT ACQUISITION<\$500	15,103.54	237.97	0.00	0.00	
10-5-294-61020	EQUIPMENT ACQUISITION>\$500	0.00	14,807.00	0.00	0.00	
ExpCategory: 60 - CAPITAL OUTLAY Total:		15,103.54	15,044.97	0.00	0.00	0.00
Department: 294 - CRAIG A. MOE LAUREL MULITSERVICE CENTER-M...		151,038.96	167,370.71	301,298.00	129,753.27	264,259.00
Department: 295 - 114 LAFAYETTE AVE						
ExpCategory: 52 - OPERATING EXPENDITURES						
10-5-295-52020	OUTSIDE SERVICES-OTHER	0.00	0.00	0.00	0.00	2,400.00
Budget Detail						
Budget Code	Description	Units	Price	Amount		
DR FY2027	FIRE EXTINGUISHER SERVICE	0.00	0.00	400.00		
DR FY2027	PEST CONTROL	0.00	0.00	2,000.00		
10-5-295-52042	EQUIPMENT RENTAL/LEASE	0.00	0.00	0.00	0.00	200.00
Budget Detail						
Budget Code	Description	Units	Price	Amount		
DR FY2027	MISC. TOOL/EQUIPMENT RENTAL	0.00	0.00	200.00		
10-5-295-52201	UTILITIES-ELECTRIC	0.00	0.00	0.00	259.06	28,000.00
10-5-295-52202	UTILITY-WATER & SEWER	0.00	0.00	0.00	141.66	2,000.00
10-5-295-52302	ALARM MAINTENANCE	0.00	0.00	0.00	0.00	700.00

Budget Detail		FY2023-2024	FY2024-2025	FY2025-2026	FY2025-2026	FY2026-2027
Budget Code		Total Activity	Total Activity	Total Budget	YTD Activity	DR FY2027
Budget Code	Description	Units	Price	Amount		
DR FY2027	MONITORING/MAINTENANCE/FIRE/CELLUL AR FEE	0.00	0.00	700.00		
10-5-295-52321	PLUMBING MAINTENANCE	0.00	0.00	0.00	0.00	2,000.00
10-5-295-52322	ELECTRICAL MAINTENANCE	0.00	0.00	0.00	0.00	3,000.00
10-5-295-52323	HEATING/HVAC MAINTENANCE	0.00	0.00	0.00	0.00	3,000.00
10-5-295-52324	GROUNDS MAINTENANCE	0.00	0.00	0.00	0.00	200.00
10-5-295-52325	BUILDING MAINTENANCE	0.00	0.00	0.00	0.00	1,000.00
10-5-295-52522	JANITORIAL SUPPLIES	0.00	0.00	0.00	0.00	1,000.00
10-5-295-52524	SIGNS, POSTS, HARDWARE	0.00	0.00	0.00	0.00	100.00
10-5-295-52530	CONSTRUCTION SUPPLIES/MA...	0.00	0.00	0.00	0.00	1,000.00
10-5-295-52539	OTHER MISCELLANEOUS SUPPL...	0.00	0.00	0.00	0.00	2,500.00
ExpCategory: 52 - OPERATING EXPENDITURES Total:		0.00	0.00	0.00	400.72	47,100.00
Department: 295 - 114 LAFAYETTE AVE Total:		0.00	0.00	0.00	400.72	47,100.00
Department: 296 - 122 LAFAYETTE AVE						
ExpCategory: 51 - COMPENSATION						
10-5-296-51011	SALARIES-REGULAR	0.00	0.00	0.00	0.00	32,558.00
10-5-296-51071	FICA TAXES	0.00	0.00	0.00	0.00	2,491.00
10-5-296-51072	MD FAML I	0.00	0.00	0.00	0.00	147.00
ExpCategory: 51 - COMPENSATION Total:		0.00	0.00	0.00	0.00	35,196.00
ExpCategory: 52 - OPERATING EXPENDITURES						
10-5-296-52020	OUTSIDE SERVICES-OTHER	0.00	0.00	0.00	677.15	2,400.00
Budget Detail						
Budget Code	Description	Units	Price	Amount		
DR FY2027	FIRE EXTINGUISHER SERVICE	0.00	0.00	400.00		
DR FY2027	GENERATOR CONTRACT SERVICE	0.00	0.00	1,000.00		
DR FY2027	PEST CONTROL	0.00	0.00	1,000.00		
10-5-296-52042	EQUIPMENT RENTAL/LEASE	0.00	0.00	0.00	0.00	200.00
Budget Detail						
Budget Code	Description	Units	Price	Amount		
DR FY2027	MISC. TOOL/EQUIPMENT RENTAL	0.00	0.00	200.00		
10-5-296-52201	UTILITIES-ELECTRIC	0.00	0.00	0.00	0.00	55,000.00
10-5-296-52202	UTILITY-WATER & SEWER	0.00	0.00	0.00	46.99	5,000.00

Budget Worksheet Condensed

For Fiscal: FY2025-2026 Period Ending: Item 8. 6

		FY2023-2024 Total Activity	FY2024-2025 Total Activity	FY2025-2026 Total Budget	FY2025-2026 YTD Activity	FY2026-2027 DR FY2027
10-5-296-52203	UTILITY-GAS & OIL	0.00	0.00	0.00	0.00	8,000.00
10-5-296-52302	ALARM MAINTENANCE	0.00	0.00	0.00	0.00	700.00
Budget Detail						
Budget Code	Description	Units	Price	Amount		
DR FY2027	MONITORING/MAINTENANCE/CELLUAR FEES	0.00	0.00	700.00		
10-5-296-52321	PLUMBING MAINTENANCE	0.00	0.00	0.00	889.35	3,000.00
10-5-296-52322	ELECTRICAL MAINTENANCE	0.00	0.00	0.00	1,049.67	3,000.00
10-5-296-52323	HEATING/HVAC MAINTENANCE	0.00	0.00	0.00	76.95	9,000.00
Budget Detail						
Budget Code	Description	Units	Price	Amount		
DR FY2027	HVAC SERVICE CONTRACT	0.00	0.00	6,500.00		
DR FY2027	REPAIRS	0.00	0.00	2,500.00		
10-5-296-52324	GROUNDS MAINTENANCE	0.00	0.00	0.00	0.00	800.00
Budget Detail						
Budget Code	Description	Units	Price	Amount		
DR FY2027	MULCH/PLANTS/LANDSCAPING	0.00	0.00	800.00		
10-5-296-52325	BUILDING MAINTENANCE	0.00	0.00	0.00	217.80	2,500.00
Budget Detail						
Budget Code	Description	Units	Price	Amount		
DR FY2027	BUILDING AND ROOF REPAIR	0.00	0.00	1,000.00		
DR FY2027	SPRINKLER/SMOKE DETECTOR	0.00	0.00	1,500.00		
10-5-296-52329	BLDG MAINTENANCE-OTHER	0.00	0.00	0.00	2,457.87	1,000.00
10-5-296-52522	JANITORIAL SUPPLIES	0.00	0.00	0.00	0.00	2,000.00
10-5-296-52524	SIGNS, POSTS, HARDWARE	0.00	0.00	0.00	81.50	500.00
10-5-296-52530	CONSTRUCTION SUPPLIES/MA...	0.00	0.00	0.00	0.00	1,000.00
10-5-296-52539	OTHER MISCELLANEOUS SUPPL...	0.00	0.00	0.00	291.30	2,500.00
ExpCategory: 52 - OPERATING EXPENDITURES Total:		0.00	0.00	0.00	5,788.58	96,600.00
Department: 296 - 122 LAFAYETTE AVE Total:		0.00	0.00	0.00	5,788.58	131,796.00
Department: 301 - POLICE						
ExpCategory: 51 - COMPENSATION						
10-5-301-51011	SALARIES-REGULAR	1,250,203.76	1,292,021.58	1,597,390.00	1,145,798.39	1,569,858.00
10-5-301-51012	SALARIES-SWORN	6,555,737.78	6,945,307.28	7,735,046.00	5,327,008.87	8,276,540.00

		FY2023-2024	FY2024-2025	FY2025-2026	FY2025-2026	FY2026-2027
		Total Activity	Total Activity	Total Budget	YTD Activity	DR FY2027
Budget Detail						
Budget Code	Description	Units	Price	Amount		
DR FY2027	QUARTERLY EMPLOYEE AWARDS	4.00	150.00	600.00		
DR FY2027	SIGNING BONUSES - EMPLOYEE REFERRAL	5.00	500.00	2,500.00		
DR FY2027	SIGNING BONUSES - LATERAL	4.00	20,000.00	80,000.00		
DR FY2027	SIGNING BONUSES - NEW OFFICER	4.00	15,000.00	60,000.00		
DR FY2027	SPECIALTY PAY - QUARTERLY	4.00	7,070.00	28,280.00		
DR FY2027	SWORN SALARY	0.00	0.00	8,105,160.00		
10-5-301-51032	OVERTIME-REGULAR	187,914.72	203,478.84	174,990.00	184,302.32	238,023.00
10-5-301-51033	OVERTIME-SWORN	1,316,758.48	1,332,050.83	1,376,859.00	1,099,341.72	1,675,000.00
10-5-301-51034	HOLIDAY OVERTIME-REGULAR	2,406.57	21,219.24	26,223.00	9,491.74	28,745.00
10-5-301-51035	HOLIDAY OVERTIME-SWORN	26,913.19	192,317.61	404,913.00	178,962.14	380,553.00
10-5-301-51038	SHIFT DIFFERENTIAL PAY	20,308.15	20,841.27	36,386.00	18,833.50	36,386.00
Budget Detail						
Budget Code	Description	Units	Price	Amount		
DR FY2027	SHIFT HOURS 11PM-7AM \$.90/HR	1.00	36,386.00	36,386.00		
10-5-301-51071	FICA TAXES	686,371.34	733,020.01	868,415.00	580,059.99	933,691.00
10-5-301-51072	MD FAML	0.00	0.00	0.00	0.00	27,462.00
ExpCategory: 51 - COMPENSATION Total:		10,046,613.99	10,740,256.66	12,220,222.00	8,543,798.67	13,166,258.00
ExpCategory: 52 - OPERATING EXPENDITURES						
10-5-301-52015	INSTRUCTORS/INTERPRETERS	0.00	0.00	200.00	0.00	200.00
10-5-301-52020	OUTSIDE SERVICES-OTHER	41,718.25	106,818.92	139,477.00	147,774.62	147,626.00
Budget Detail						
Budget Code	Description	Units	Price	Amount		
DR FY2027	AFIS LEAD (MWCOG)	1.00	13,820.00	13,820.00		
DR FY2027	COG POLICE TRAINING	1.00	3,600.00	3,600.00		
DR FY2027	ESOPH W/ MILLER MENDEL - BACKGROUNDS ONLINE	1.00	2,500.00	2,500.00		
DR FY2027	FINGERPRINT PROCESSING	1.00	15,000.00	15,000.00		
DR FY2027	LETS (LAW ENFORCEMENT TECH CRISIS)	1.00	2,500.00	2,500.00		
DR FY2027	LEXIPOL WELLNESS APPLICATION	1.00	13,930.00	13,930.00		
DR FY2027	LPD HEALTH AND WELLNESS UNIT	1.00	6,000.00	6,000.00		
DR FY2027	LPR LEAD (MWCOG)	1.00	1,506.00	1,506.00		
DR FY2027	MOBILE CALL DUMPS	1.00	2,500.00	2,500.00		
DR FY2027	NCR GDX LEAD (MWCOG)	1.00	2,970.00	2,970.00		
DR FY2027	POLICE ENTRANCE EXAMS	0.00	0.00	3,000.00		
DR FY2027	POLYGRAPH / BACKGROUND CHECK	1.00	3,600.00	3,600.00		
DR FY2027	PSYCH EXAMS FOR NEW HIRES	1.00	8,400.00	8,400.00		

Budget Worksheet Condensed

For Fiscal: FY2025-2026 Period Ending: Item 8. 6

		FY2023-2024 Total Activity	FY2024-2025 Total Activity	FY2025-2026 Total Budget	FY2025-2026 YTD Activity	FY2026-2027 DR FY2027
DR FY2027	RESILIENCY TESTING (STATE/FEDERAL MANDATED)	80.00	425.00	34,000.00		
DR FY2027	TNR PROGRAM	1.00	2,500.00	2,500.00		
DR FY2027	TRIAL BOARDS (STATE/FEDERAL MANDATED)	4.00	7,650.00	30,600.00		
DR FY2027	VEHICLE TOWS	1.00	1,200.00	1,200.00		
10-5-301-52024	REDLT CAM. TKT PROCESSING	1,081,671.20	1,138,051.27	1,069,516.00	783,736.52	1,096,721.00
Budget Detail						
Budget Code	Description	Units	Price	Amount		
DR FY2027	CITATION PROCESSING FEES	1.00	1,096,721.00	1,096,721.00		
10-5-301-52027	VETERINARY SERVICES	21,549.19	13,112.23	21,000.00	37,034.37	21,000.00
Budget Detail						
Budget Code	Description	Units	Price	Amount		
DR FY2027	K-9 VETERINARY SVCS/KENNELING	1.00	16,000.00	16,000.00		
DR FY2027	RETIRED K-9 VET CARE (STATE/FEDERAL MANDATED)	2.00	2,500.00	5,000.00		
10-5-301-52028	PARKING TKT-PROCESSING FEES	10,834.43	12,967.17	10,560.00	6,823.39	11,950.00
10-5-301-52042	EQUIPMENT RENTAL/LEASE	2,737.00	2,387.00	5,880.00	2,562.00	5,880.00
Budget Detail						
Budget Code	Description	Units	Price	Amount		
DR FY2027	TERMINAL NETWORK CHARGE	1.00	5,880.00	5,880.00		
10-5-301-52051	MEMBERSHIP DUES	5,155.00	2,680.00	9,000.00	4,940.00	9,171.00
Budget Detail						
Budget Code	Description	Units	Price	Amount		
DR FY2027	CHIEF'S ASSOCIATION OF PGC	6.00	50.00	300.00		
DR FY2027	CHIEF'S ASSOCIATION OF PGC	1.00	75.00	75.00		
DR FY2027	FBI NATIONAL ACADEMY ASSOC	3.00	65.00	195.00		
DR FY2027	INT ASSOC OF LAW ENF PLANNERS	2.00	50.00	100.00		
DR FY2027	INTERNATIONAL ASSOC FOR IDENTIFICATION	1.00	96.00	96.00		
DR FY2027	INTERNATIONAL INSTITUTE FOR MUNICIPAL CLERKS	1.00	225.00	225.00		
DR FY2027	INTERNATIONAL POLICE WORK DOG	1.00	60.00	60.00		
DR FY2027	INTL ASSOC OF CHIEFS MIDSIZE	2.00	50.00	100.00		
DR FY2027	INTL ASSOC OF CHIEFS OF POLICE	7.00	190.00	1,330.00		
DR FY2027	LAW ENF EXEC DEV ASSOC	2.00	50.00	100.00		
DR FY2027	MAGLOCLEN	1.00	400.00	400.00		
DR FY2027	MD CHIEFS OF POLICE	7.00	150.00	1,050.00		
DR FY2027	MD MUNICIPAL CLERKS ASSOC	1.00	65.00	65.00		

		FY2023-2024 Total Activity	FY2024-2025 Total Activity	FY2025-2026 Total Budget	FY2025-2026 YTD Activity	FY2026-2027 DR FY2027
DR FY2027	METRO WASH COUNCIL OF GOV	1.00	1,175.00	1,175.00		
DR FY2027	MID-ATL GANG INVESTIGATIONS	1.00	20.00	20.00		
DR FY2027	MML POLICE EXEC ASSOC	1.00	125.00	125.00		
DR FY2027	NAT INTERNAL AFFAIRS INVEST	1.00	50.00	50.00		
DR FY2027	NAT TACTICAL OFFICERS ASSOC	1.00	485.00	485.00		
DR FY2027	NATIONAL TACTICAL POLICE DOG	6.00	45.00	270.00		
DR FY2027	NCR-LINX	1.00	2,000.00	2,000.00		
DR FY2027	POLICE EX RESEARCH FORUM	1.00	250.00	250.00		
DR FY2027	POLICE EXPLORERS	1.00	550.00	550.00		
DR FY2027	POLICE RECRUITERS / INVEST	1.00	150.00	150.00		
<u>10-5-301-52052</u>	SUBSCRIPTIONS	51,019.50	51,693.04	54,631.00	49,744.97	65,616.00

Budget Detail

Budget Code	Description	Units	Price	Amount		
DR FY2027	AVCC / TRAX ACCURINT	1.00	8,000.00	8,000.00		
DR FY2027	CALLYO	1.00	5,300.00	5,300.00		
DR FY2027	COVERT TRACK	1.00	1,200.00	1,200.00		
DR FY2027	EDEN K9 CONSULT AND TRAINING CORP	1.00	1,000.00	1,000.00		
DR FY2027	IACP NET	1.00	1,225.00	1,225.00		
DR FY2027	INTREPID NETWORKS	1.00	2,340.00	2,340.00		
DR FY2027	INVESTIGATIVE STOPS BULLETIN	1.00	1,020.00	1,020.00		
DR FY2027	LEADS ONLINE	1.00	7,200.00	7,200.00		
DR FY2027	LEXIPOL	1.00	22,340.00	22,340.00		
DR FY2027	LEXIPOL LEARNING	1.00	6,551.00	6,551.00		
DR FY2027	MD ANNOTATED CODE UPDATES	1.00	820.00	820.00		
DR FY2027	NARCOTICS LAW BULLETIN	1.00	2,200.00	2,200.00		
DR FY2027	PELTON	1.00	550.00	550.00		
DR FY2027	POWER DMS	1.00	3,900.00	3,900.00		
DR FY2027	SEARCH AND SEIZURE	1.00	1,050.00	1,050.00		
DR FY2027	WHENTOWORK	1.00	920.00	920.00		

<u>10-5-301-52062</u>	ADVERTISING-MEETING/EVENT	0.00	0.00	200.00	0.00	200.00
<u>10-5-301-52071</u>	PRINTING-LETTERHEAD/ENVL	75.00	0.00	100.00	150.00	100.00
<u>10-5-301-52072</u>	PRINTING-FLYERS	0.00	0.00	325.00	0.00	325.00
<u>10-5-301-52073</u>	PRINTING-FORMS	2,864.87	329.00	2,875.00	1,622.80	2,875.00

Budget Detail

Budget Code	Description	Units	Price	Amount		
DR FY2027	COMPLAINT FORMS	1.00	125.00	125.00		
DR FY2027	PARKING TICKETS	1.00	1,491.00	1,491.00		
DR FY2027	PROPERTY STICKERS	1.00	540.00	540.00		
DR FY2027	TOW STICKERS	1.00	462.00	462.00		

Budget Worksheet Condensed

For Fiscal: FY2025-2026 Period Ending: Item 8. 6

		FY2023-2024 Total Activity	FY2024-2025 Total Activity	FY2025-2026 Total Budget	FY2025-2026 YTD Activity	FY2026-2027 DR FY2027
DR FY2027	WARNINGS	1.00	257.00	257.00		
10-5-301-52079	PRINTING-MISCELLANEOUS	205.50	186.00	1,000.00	1,204.35	1,000.00
10-5-301-52301	TELEPHONE MAINTENANCE	57.93	0.00	0.00	0.00	
10-5-301-52304	OFFICE EQUIPMENT MAINT	0.00	0.00	0.00	0.00	
10-5-301-52305	MOBILE EQUIPMENT MAINT	1,345.00	1,750.00	5,500.00	815.00	5,500.00

Budget Detail

Budget Code	Description	Units	Price	Amount
DR FY2027	RADAR RECERTIFICATION	1.00	2,500.00	2,500.00
DR FY2027	RADAR REPAIRS	1.00	1,500.00	1,500.00
DR FY2027	SEGWAY MAINTENANCE	1.00	1,500.00	1,500.00

10-5-301-52319	MAINTENANCE-OTHER	150,806.38	125,110.85	139,299.00	125,490.15	183,427.00
--------------------------------	-------------------	------------	------------	------------	------------	------------

Budget Detail

Budget Code	Description	Units	Price	Amount
DR FY2027	AXON TASER 10 MAINT (STATE/FEDERAL MANDATED)	1.00	93,928.00	93,928.00
DR FY2027	BIKE PATROL MAINT CONTRACT	10.00	250.00	2,500.00
DR FY2027	BODY CAMERA MAINT (STATE/FEDERAL MANDATED)	1.00	86,829.00	86,829.00
DR FY2027	PATROL CAMERAS REPAIR	1.00	170.00	170.00

10-5-301-52404	EXPENSE ALLOWANCE-CID/SEU	711.75	697.32	3,000.00	0.00	3,000.00
--------------------------------	---------------------------	--------	--------	----------	------	----------

10-5-301-52421	PER DIEM	1,755.60	2,283.62	5,750.00	3,651.47	7,245.00
--------------------------------	----------	----------	----------	----------	----------	----------

Budget Detail

Budget Code	Description	Units	Price	Amount
DR FY2027	EX ASSISTANT ATTENDANCE AT IIMC ANNUAL CONF	1.00	505.00	505.00
DR FY2027	EX ASSISTANT ATTENDANCE AT IIMC REGIONAL CONF	1.00	300.00	300.00
DR FY2027	EX ASSISTANT ATTENDANCE AT MML SUMMER CONF	3.00	80.00	240.00
DR FY2027	FBINAA	1.00	320.00	320.00
DR FY2027	HONOR GUARD ATTENDING TRAINNG	1.00	700.00	700.00
DR FY2027	IACP - CHIEF	3.00	400.00	1,200.00
DR FY2027	MCPA MSA - 2 COMMANDERS	2.00	320.00	640.00
DR FY2027	MCPA MSA - CHIEF	1.00	320.00	320.00
DR FY2027	MML PEA - CHIEF	3.00	320.00	960.00
DR FY2027	MML SUMMER - CHIEF	3.00	80.00	240.00
DR FY2027	OFFICERS ATTENDING TRAINING	1.00	1,500.00	1,500.00
DR FY2027	PERF - CHIEF	1.00	320.00	320.00

		FY2023-2024 Total Activity	FY2024-2025 Total Activity	FY2025-2026 Total Budget	FY2025-2026 YTD Activity	FY2026-2027 DR FY2027
10-5-301-52422	HOTEL/TRAVEL	16,136.77	22,396.66	15,825.00	18,662.16	31,225.00

Budget Detail

Budget Code	Description	Units	Price	Amount
DR FY2027	FBINAA CONFERENCE - CHIEF	3.00	2,000.00	6,000.00
DR FY2027	HONOR GUARD HOTEL STAYS	1.00	1,500.00	1,500.00
DR FY2027	IACP CONFERENCE - CHIEF	3.00	2,720.00	8,160.00
DR FY2027	IIMC ANNUAL CONF - EX ASSIST	1.00	1,500.00	1,500.00
DR FY2027	IIMC REGIONAL CONF - EX ASSIST	1.00	1,000.00	1,000.00
DR FY2027	MCPA/MSA CONF - 2 COMMANDERS	2.00	925.00	1,850.00
DR FY2027	MCPA/MSA CONF - CHIEF	1.00	925.00	925.00
DR FY2027	MML SUMMER CONF - EX ASSISTANT	3.00	375.00	1,125.00
DR FY2027	MML SUMMER CONFERENCE - CHIEF	3.00	375.00	1,125.00
DR FY2027	MML-PEA CONFERENCE - CHIEF	3.00	380.00	1,140.00
DR FY2027	OFFICER HOTEL STAYS / TRAINING	1.00	4,500.00	4,500.00
DR FY2027	PERF - CHIEF	1.00	2,400.00	2,400.00

[10-5-301-52429](#)

TRAVEL-OTHER	6,433.16	7,792.83	5,050.00	7,121.18	7,054.00
--------------	----------	----------	----------	----------	----------

Budget Detail

Budget Code	Description	Units	Price	Amount
DR FY2027	FBINAA CONFERENCE - AIREFARE	1.00	964.00	964.00
DR FY2027	FBINAA SHUTTLE - ONE WAY	1.00	340.00	340.00
DR FY2027	HONOR GUARD MEMBERS	1.00	1,200.00	1,200.00
DR FY2027	IACP AIRFARE	1.00	790.00	790.00
DR FY2027	IACP SHUTTLE - ONE WAY	1.00	510.00	510.00
DR FY2027	IIMC ANNUAL CONF - AIRFARE	1.00	800.00	800.00
DR FY2027	MISC PARKING FEES / TOLLS	1.00	1,500.00	1,500.00
DR FY2027	PERF CONFERENCE - AIRFARE	1.00	780.00	780.00
DR FY2027	PERF SHUTTLE - ONE WAY	1.00	170.00	170.00

[10-5-301-52449](#)

CONF & CONVENTIONS-OTHER	2,010.00	7,428.91	7,485.00	3,627.00	9,930.00
--------------------------	----------	----------	----------	----------	----------

Budget Detail

Budget Code	Description	Units	Price	Amount
DR FY2027	FBINAA CONFERENCE - CHIEF	3.00	575.00	1,725.00
DR FY2027	IACP CONFERENCE - 2 COMMANDER	2.00	650.00	1,300.00
DR FY2027	IACP CONFERENCE - CHIEF	1.00	650.00	650.00
DR FY2027	IIMC ANNUAL CONF - EX ASSIST	1.00	800.00	800.00
DR FY2027	IIMC REGIONAL CONF	1.00	650.00	650.00
DR FY2027	MD CHIEF/SHERIFF - 2 COMMANDER	2.00	375.00	750.00
DR FY2027	MD CHIEFS/SHERIFF CONF - CHIEF	1.00	375.00	375.00
DR FY2027	MMCA QUARTERLY MEETINGS - EX ASSIST	1.00	100.00	100.00
DR FY2027	MML FALL CONF - CHIEF	1.00	525.00	525.00
DR FY2027	MML FALL CONF - EX ASSIST	1.00	525.00	525.00

Budget Worksheet Condensed

For Fiscal: FY2025-2026 Period Ending: Item 8. 6

		FY2023-2024 Total Activity	FY2024-2025 Total Activity	FY2025-2026 Total Budget	FY2025-2026 YTD Activity	FY2026-2027 DR FY2027
DR FY2027	MML SUMMER CONF - CHIEF	1.00	700.00	700.00		
DR FY2027	MML SUMMER CONF - EX ASSIST	1.00	700.00	700.00		
DR FY2027	MML-PEA CONFERENCE - CHIEF	3.00	185.00	555.00		
DR FY2027	PERF CONFERENCE	1.00	575.00	575.00		
10-5-301-52501	COPIER PAPER	1,109.04	2,496.38	2,000.00	0.00	2,000.00
10-5-301-52502	PRINTER PAPER	1,978.24	3,684.05	2,000.00	2,108.63	2,500.00
10-5-301-52503	COMPUTER SUPPLIES	6,863.57	8,712.06	7,000.00	7,538.09	7,000.00
10-5-301-52504	DESK SUPPLIES	1,095.68	1,785.24	1,096.00	579.64	1,096.00
10-5-301-52508	EQUIPMENT PARTS/ACCESSORI...	1,092.98	46.80	500.00	0.00	500.00
10-5-301-52509	OFFICE SUPPLIES-OTHER	2,503.40	3,047.17	2,500.00	2,526.11	2,500.00
10-5-301-52523	FIRST AID SUPPLIES	3,625.71	2,501.19	4,715.00	3,150.61	7,210.00
Budget Detail						
Budget Code	Description	Units	Price	Amount		
DR FY2027	ADVANCED TRAUMA KITS	20.00	147.00	2,940.00		
DR FY2027	BASIC FIRST AID KITS	30.00	26.00	780.00		
DR FY2027	BIOHAZARD CONTAINERS	5.00	8.00	40.00		
DR FY2027	CHEST SEALS	20.00	20.00	400.00		
DR FY2027	FIRE EXTENGUISHERS	10.00	77.00	770.00		
DR FY2027	FIRST AID REFILLS	3.00	30.00	90.00		
DR FY2027	NITRILE GLOVES VARIOUS SIZES	80.00	11.00	880.00		
DR FY2027	REPLACEMENT TOURNIQUETS	20.00	34.00	680.00		
DR FY2027	SYRINGE CONTAINERS	1.00	280.00	280.00		
DR FY2027	TRAUMA WOUND CARE	10.00	35.00	350.00		
10-5-301-52527	PHOTO SUPPLIES	0.00	0.00	0.00	0.00	
10-5-301-52532	K-9 SUPPLIES	8,655.41	11,255.63	10,000.00	6,256.19	12,000.00
10-5-301-52533	ERT SUPPLIES	1,127.56	12,847.21	9,000.00	3,839.80	9,000.00
10-5-301-52535	CID SUPPLIES	2,032.96	850.17	6,975.00	1,746.53	8,000.00
Budget Detail						
Budget Code	Description	Units	Price	Amount		
DR FY2027	CAT / CID/ SCU EXPENSES	1.00	2,000.00	2,000.00		
DR FY2027	DRUG TEST KITS	1.00	500.00	500.00		
DR FY2027	EVIDENCE SUPPLIES	1.00	5,500.00	5,500.00		
10-5-301-52536	SAFETY SUPPLIES	783.30	0.00	0.00	0.00	
10-5-301-52539	OTHER MISC SUPPLIES	14,547.02	9,896.19	14,819.00	12,123.21	15,019.00

		FY2023-2024	FY2024-2025	FY2025-2026	FY2025-2026	FY2026-2027
		Total Activity	Total Activity	Total Budget	YTD Activity	DR FY2027
Budget Detail						
Budget Code	Description	Units	Price	Amount		
DR FY2027	ANIMAL CONTROL SUPPLIES	1.00	500.00	500.00		
DR FY2027	DEPARTMENT EVENTS	1.00	500.00	500.00		
DR FY2027	FOOD FOR OFFICERS DURING EVENT	1.00	1,000.00	1,000.00		
DR FY2027	ITEMS FOR PROPERTY DIVISION	1.00	10,519.00	10,519.00		
DR FY2027	MISCELLANEOUS SUPPLIES	1.00	2,500.00	2,500.00		
10-5-301-52541	POSTAGE & SHIPPING	5,790.62	6,362.59	6,000.00	3,745.31	6,000.00
10-5-301-52542	POSTAGE-COURIER/EXPRESS	264.09	264.41	1,000.00	516.80	1,000.00
10-5-301-52561	UNIFORM PURCHASES	68,877.32	71,461.61	73,333.00	41,033.78	70,047.00
10-5-301-52563	UNIFORM CLEANING	11,111.53	8,857.70	15,500.00	7,929.23	15,500.00
10-5-301-52564	WORK BOOT/SHOE PURCHASES	3,492.46	3,832.05	8,100.00	2,053.89	8,000.00
Budget Detail						
Budget Code	Description	Units	Price	Amount		
DR FY2027	BOOT/SHOE FOR ALL SWORN	70.00	100.00	7,000.00		
DR FY2027	BOOT/SHOE FOR ANIMAL WARDEN	1.00	100.00	100.00		
DR FY2027	BOOT/SHOE FOR ERT OFFICERS	9.00	100.00	900.00		
10-5-301-52565	UNIFORM ACCESSORIES	74,547.38	28,709.42	60,788.00	69,830.77	59,348.00
Budget Detail						
Budget Code	Description	Units	Price	Amount		
DR FY2027	BODY ARMOR	12.00	1,005.00	12,060.00		
DR FY2027	OFFICER ACCESSORIES	1.00	42,848.00	42,848.00		
DR FY2027	OUTER VEST CARRIER	12.00	370.00	4,440.00		
10-5-301-52571	AMMUNITION PURCHASES	80,914.27	51,997.25	55,000.00	54,846.78	65,000.00
10-5-301-52572	WEAPON REPAIRS	1,018.40	137.46	2,500.00	1,875.00	2,500.00
10-5-301-52573	RANGE SUPPLIES	752.34	5,735.61	5,500.00	1,998.08	11,000.00
10-5-301-52574	SPECIAL AMMUNITIONS	5,601.50	4,671.10	19,000.00	26,489.95	19,000.00
10-5-301-52601	EMPLOYEE AWARDS	354.19	1,306.50	2,250.00	1,530.62	2,250.00
10-5-301-52803	ASSET FORFEITURE ACCOUNT	59,705.26	85,564.00	195,130.00	133,078.50	195,130.00
10-5-301-52808	COMMUNITY POLICING	29,592.62	18,367.65	14,200.00	15,156.09	14,200.00
Budget Detail						
Budget Code	Description	Units	Price	Amount		
DR FY2027	CITIZENS POLICE ACADEMY	1.00	4,500.00	4,500.00		
DR FY2027	DARE	1.00	3,700.00	3,700.00		
DR FY2027	NATIONAL NIGHT OUT	1.00	2,500.00	2,500.00		

Budget Worksheet Condensed

For Fiscal: FY2025-2026 Period Ending: Item 8. 6

		FY2023-2024 Total Activity	FY2024-2025 Total Activity	FY2025-2026 Total Budget	FY2025-2026 YTD Activity	FY2026-2027 DR FY2027
DR FY2027	PROMOTIONAL ITEMS	1.00	3,500.00	3,500.00		
10-5-301-52811	COPS CAMP	17,964.11	14,219.85	0.00	4,105.35	
10-5-301-52815	COMMUNITY EVENTS	2,578.23	4,727.40	9,000.00	978.10	9,000.00
Budget Detail						
Budget Code	Description	Units	Price	Amount		
DR FY2027	COFFEE WITH CHIEF MEETINGS	1.00	1,000.00	1,000.00		
DR FY2027	RECRUITMENT / JOB FAIRS & HANDOUTS	1.00	8,000.00	8,000.00		
ExpCategory: 52 - OPERATING EXPENDITURES Total:		1,805,065.72	1,859,021.51	2,024,579.00	1,599,997.04	2,154,845.00
ExpCategory: 60 - CAPITAL OUTLAY						
10-5-301-61010	EQUIPMENT ACQUISITION<500	5,585.59	3,289.56	5,196.00	7,541.31	2,160.00
Budget Detail						
Budget Code	Description	Units	Price	Amount		
DR FY2027	HELMET MOUNTED STROBE	12.00	180.00	2,160.00		
10-5-301-61020	EQUIPMENT ACQUISITION>500	25,781.22	32,732.57	70,547.00	93,992.25	43,835.00
Budget Detail						
Budget Code	Description	Units	Price	Amount		
DR FY2027	CAMERAS	2.00	1,750.00	3,500.00		
DR FY2027	LOCKERS	1.00	17,629.00	17,629.00		
DR FY2027	PATROL RIFLES	8.00	2,574.00	20,592.00		
DR FY2027	PRECISION RIFLES	2.00	1,057.00	2,114.00		
ExpCategory: 60 - CAPITAL OUTLAY Total:		31,366.81	36,022.13	75,743.00	101,533.56	45,995.00
Department: 301 - POLICE Total:		11,883,046.52	12,635,300.30	14,320,544.00	10,245,329.27	15,367,098.00
Department: 320 - FIRE MARSHAL & PERMIT SV						
ExpCategory: 51 - COMPENSATION						
10-5-320-51011	SALARIES-REGULAR	565,412.87	681,070.28	732,466.00	561,692.12	814,194.00
10-5-320-51021	SALARIES-AUXILIARY	40,246.43	39,717.58	62,700.00	29,910.35	70,000.00
Budget Detail						
Budget Code	Description	Units	Price	Amount		
DR FY2027	CODE ENF/PLAN REVIEW	1.00	70,000.00	70,000.00		
10-5-320-51032	OVERTIME-REGULAR	1,146.23	1,936.41	5,000.00	2,090.21	5,000.00
Budget Detail						
Budget Code	Description	Units	Price	Amount		
DR FY2027	INSPECTOR CALL OUTS	1.00	5,000.00	5,000.00		
10-5-320-51071	FICA TAXES	44,837.12	53,135.65	61,213.00	43,703.13	68,024.00

Budget Worksheet Condensed

For Fiscal: FY2025-2026 Period Ending: Item 8. 6

		FY2023-2024 Total Activity	FY2024-2025 Total Activity	FY2025-2026 Total Budget	FY2025-2026 YTD Activity	FY2026-2027 DR FY2027
10-5-320-51072	MD FAMLI	0.00	0.00	0.00	0.00	2,068.00
ExpCategory: 51 - COMPENSATION Total:		651,642.65	775,859.92	861,379.00	637,395.81	959,286.00
ExpCategory: 52 - OPERATING EXPENDITURES						
10-5-320-52013	ENGINEERING/ARCH SERVICES	22,465.00	21,470.00	20,000.00	15,010.00	25,000.00
Budget Detail						
Budget Code	Description	Units	Price	Amount		
DR FY2027	BUILDING PLAN REVIEW	1.00	10,000.00	10,000.00		
DR FY2027	LIFE SAFETY REVIEW	1.00	15,000.00	15,000.00		
10-5-320-52020	OUTSIDE SERVICES-OTHER	149.00	0.00	0.00	0.00	
10-5-320-52051	MEMBERSHIP DUES	825.00	865.00	1,395.00	450.00	1,395.00
Budget Detail						
Budget Code	Description	Units	Price	Amount		
DR FY2027	AMERICAN ASSOC. OF CODE ENF.	1.00	180.00	180.00		
DR FY2027	CODE ENF. ZONING OFFC. ASSOC.	1.00	100.00	100.00		
DR FY2027	INTERNATIONAL CODE COUNCIL	1.00	300.00	300.00		
DR FY2027	INTL. ASSOC. OF ELEC. INSP.	2.00	150.00	300.00		
DR FY2027	MD BUILDING OFFICIALS ASSOC.	1.00	80.00	80.00		
DR FY2027	NATIONAL FIRE PROTECTION ASSOC	1.00	350.00	350.00		
DR FY2027	NATIONAL FIRE SPRINKLER ASSOC	1.00	85.00	85.00		
10-5-320-52052	SUBSCRIPTIONS	6,815.19	1,042.72	1,095.00	1,259.99	8,000.00
Budget Detail						
Budget Code	Description	Units	Price	Amount		
DR FY2027	NFPA LINK	1.00	8,000.00	8,000.00		
10-5-320-52071	PRINTING-LETTERHEAD/ENVL	279.00	0.00	1,000.00	0.00	1,000.00
Budget Detail						
Budget Code	Description	Units	Price	Amount		
DR FY2027	DEPARTMENTAL ENVELOPES ONLY	1.00	1,000.00	1,000.00		
10-5-320-52073	PRINTING-FORMS	237.00	1,014.00	1,000.00	671.00	1,000.00
Budget Detail						
Budget Code	Description	Units	Price	Amount		
DR FY2027	INSPECTION-CODE ENF. NOTICES	1.00	1,000.00	1,000.00		
10-5-320-52079	PRINTING-MISCELLANEOUS	1,207.36	759.92	2,000.00	0.00	2,000.00
Budget Detail						
Budget Code	Description	Units	Price	Amount		
DR FY2027	FIRE PREVENTION OUTREACH	1.00	1,000.00	1,000.00		

Budget Worksheet Condensed

For Fiscal: FY2025-2026 Period Ending: Item 8. 6

		FY2023-2024 Total Activity	FY2024-2025 Total Activity	FY2025-2026 Total Budget	FY2025-2026 YTD Activity	FY2026-2027 DR FY2027
DR FY2027	MISC. PRINTING/BROCHURES	1.00	1,000.00	1,000.00		
10-5-320-52081	BOOKS & PUBLICATIONS-OTHER	2,512.39	2,680.95	2,775.00	0.00	2,775.00
Budget Detail						
Budget Code	Description	Units	Price	Amount		
DR FY2027	CODE UPDATES FOR FIRE MARSHAL	1.00	1,235.00	1,235.00		
DR FY2027	ENERGY, PROP. MAINT, UL LIST	1.00	400.00	400.00		
DR FY2027	ICC CODES	1.00	850.00	850.00		
DR FY2027	TRADE PUBL. FOR ELECT. CODE	1.00	290.00	290.00		
10-5-320-52304	OFFICE EQUIPMENT MAINT	0.00	0.00	0.00	0.00	
10-5-320-52319	MAINTENANCE-OTHER	0.00	0.00	100.00	0.00	100.00
Budget Detail						
Budget Code	Description	Units	Price	Amount		
DR FY2027	CAMERAS	1.00	100.00	100.00		
10-5-320-52421	PER DIEM	126.50	41.13	225.00	0.00	240.00
Budget Detail						
Budget Code	Description	Units	Price	Amount		
DR FY2027	MML SUMMER CONFERENCE	1.00	240.00	240.00		
10-5-320-52422	HOTEL/TRAVEL	813.26	1,997.68	780.00	0.00	1,125.00
Budget Detail						
Budget Code	Description	Units	Price	Amount		
DR FY2027	MML SUMMER CONFERENCE	1.00	1,125.00	1,125.00		
10-5-320-52429	TRAVEL-OTHER	0.00	614.96	0.00	0.00	
10-5-320-52449	CONF & CONVENTIONS-OTHER	860.00	1,209.50	700.00	90.00	700.00
Budget Detail						
Budget Code	Description	Units	Price	Amount		
DR FY2027	MML SUMMER CONFERENCE	1.00	700.00	700.00		
10-5-320-52509	OFFICE SUPPLIES-OTHER	1,497.07	969.69	1,500.00	788.46	1,500.00
10-5-320-52524	SIGNS, POSTS, HARDWARE	0.00	0.00	200.00	0.00	200.00
Budget Detail						
Budget Code	Description	Units	Price	Amount		
DR FY2027	HOT WORK PERMIT SIGNS	1.00	200.00	200.00		
10-5-320-52539	OTHER MISC SUPPLIES	1,972.59	-14.55	1,250.00	854.70	1,250.00

Budget Worksheet Condensed

For Fiscal: FY2025-2026 Period Ending: Item 8. 6

		FY2023-2024	FY2024-2025	FY2025-2026	FY2025-2026	FY2026-2027
		Total Activity	Total Activity	Total Budget	YTD Activity	DR FY2027
Budget Detail						
Budget Code	Description	Units	Price	Amount		
DR FY2027	CO2 DETECTORS	1.00	500.00	500.00		
DR FY2027	FIRE EXTINGUISHERS	1.00	300.00	300.00		
DR FY2027	INSPECTION SUPPLIES	1.00	250.00	250.00		
DR FY2027	SMOKE DETECTORS	1.00	200.00	200.00		
10-5-320-52541	POSTAGE & SHIPPING	1,161.89	1,353.60	2,500.00	714.20	2,500.00
Budget Detail						
Budget Code	Description	Units	Price	Amount		
DR FY2027	POSTAGE & SHIPPING	1.00	2,500.00	2,500.00		
10-5-320-52561	UNIFORM PURCHASES	1,656.00	1,598.00	2,500.00	520.00	2,500.00
10-5-320-52564	WORK BOOT/SHOE PURCHASES	213.59	850.44	1,200.00	238.70	1,200.00
Budget Detail						
Budget Code	Description	Units	Price	Amount		
DR FY2027	SHOE ALLOWANCE FOR INSPECTORS	8.00	150.00	1,200.00		
10-5-320-52565	UNIFORM ACCESSORIES	0.00	0.00	800.00	0.00	800.00
Budget Detail						
Budget Code	Description	Units	Price	Amount		
DR FY2027	BADGES AND BADGE HOLDERS	4.00	50.00	200.00		
DR FY2027	REFLECT. LETTERED SAFETY VESTS	4.00	150.00	600.00		
10-5-320-52804	SPECIAL EVENTS	77.50	533.73	750.00	0.00	750.00
Budget Detail						
Budget Code	Description	Units	Price	Amount		
DR FY2027	FIRE PREVENTION EVENT	1.00	750.00	750.00		
ExpCategory: 52 - OPERATING EXPENDITURES Total:		42,868.34	36,986.77	41,770.00	20,597.05	54,035.00
Department: 320 - FIRE MARSHAL & PERMIT SV Total:		694,510.99	812,846.69	903,149.00	657,992.86	1,013,321.00
Department: 325 - EMERGENCY MANAGEMENT						
ExpCategory: 51 - COMPENSATION						
10-5-325-51011	SALARIES-REGULAR	119,699.88	165,415.84	212,489.00	151,400.49	224,260.00
10-5-325-51032	OVERTIME-REGULAR	0.00	0.00	500.00	0.00	500.00
Budget Detail						
Budget Code	Description	Units	Price	Amount		
DR FY2027	EOC ADMIN SUPPORT	1.00	500.00	500.00		
10-5-325-51071	FICA TAXES	9,160.51	12,626.04	16,943.00	11,569.48	17,156.00

Budget Worksheet Condensed

For Fiscal: FY2025-2026 Period Ending: Item 8. 6

		FY2023-2024	FY2024-2025	FY2025-2026	FY2025-2026	FY2026-2027
		Total Activity	Total Activity	Total Budget	YTD Activity	DR FY2027
10-5-325-51072	MD FAMILI	0.00	0.00	0.00	0.00	506.00
ExpCategory: 51 - COMPENSATION Total:		128,860.39	178,041.88	229,932.00	162,969.97	242,422.00
ExpCategory: 52 - OPERATING EXPENDITURES						
10-5-325-52013	ENGINEERING/ARCH SERVICES	0.00	0.00	1,000.00	0.00	1,000.00
Budget Detail						
Budget Code	Description	Units	Price	Amount		
DR FY2027	EMERGENCY ENGINEERING PROJECT	1.00	1,000.00	1,000.00		
10-5-325-52017	TECHNICAL CONSULTING	0.00	0.00	4,000.00	0.00	4,000.00
Budget Detail						
Budget Code	Description	Units	Price	Amount		
DR FY2027	EMERGENCY SUPPORT	1.00	4,000.00	4,000.00		
10-5-325-52020	OUTSIDE SERVICES-OTHER	22,663.80	65,234.00	116,100.00	18,900.85	78,600.00
Budget Detail						
Budget Code	Description	Units	Price	Amount		
DR FY2027	CANTEEN VEHICLE SERVICES	1.00	3,000.00	3,000.00		
DR FY2027	COMMAND POST VEHICLE	1.00	3,000.00	3,000.00		
DR FY2027	EMERGENCY TREE REMOVAL	1.00	2,500.00	2,500.00		
DR FY2027	FLOOD MIT MGT SUPPORT	1.00	15,000.00	15,000.00		
DR FY2027	GRANT MANAGEMENT SUPPORT	1.00	15,000.00	15,000.00		
DR FY2027	MOSQUITO CONTROL SERVICE	1.00	9,500.00	9,500.00		
DR FY2027	PLAN DEVELOPMENT	1.00	5,000.00	5,000.00		
DR FY2027	RIVER MONITORING MAINT	1.00	5,000.00	5,000.00		
DR FY2027	STERICYCLE	1.00	12,000.00	12,000.00		
DR FY2027	WEATHER SOFTWARE	1.00	8,600.00	8,600.00		
10-5-325-52023	LICENSES	0.00	0.00	350.00	0.00	250.00
Budget Detail						
Budget Code	Description	Units	Price	Amount		
DR FY2027	LICENSES	1.00	250.00	250.00		
10-5-325-52051	MEMBERSHIP DUES	682.50	1,490.60	1,465.00	955.60	1,515.00
Budget Detail						
Budget Code	Description	Units	Price	Amount		
DR FY2027	ASSOC OF STATE FLOODPLAIN MGR	1.00	200.00	200.00		
DR FY2027	INTER CTY/CO MGT ASSOC (ICMA)	1.00	200.00	200.00		
DR FY2027	INTERN. ASSOC. OF EMERG. MGR.	2.00	205.00	410.00		
DR FY2027	MD ASSOC. OF FLOOD/STORM WATER	1.00	45.00	45.00		
DR FY2027	MD CTY/CO MGT ASSOC (MCCMA)	1.00	200.00	200.00		
DR FY2027	MD EMER MANAGER ASSOCIATION	2.00	135.00	270.00		

Budget Worksheet Condensed

For Fiscal: FY2025-2026 Period Ending: Item 8. 6

		FY2023-2024 Total Activity	FY2024-2025 Total Activity	FY2025-2026 Total Budget	FY2025-2026 YTD Activity	FY2026-2027 DR FY2027
DR FY2027	MML - EMOD	1.00	50.00	50.00		
DR FY2027	TOASTMASTERS	1.00	140.00	140.00		
10-5-325-52052	SUBSCRIPTIONS	-139.95	0.00	0.00	0.00	
10-5-325-52071	PRINTING-LETTERHEAD/ENVL	870.95	510.65	1,000.00	0.00	700.00
Budget Detail						
Budget Code	Description	Units	Price	Amount		
DR FY2027	CRS MAILING	1.00	350.00	350.00		
DR FY2027	OEM ENVELOPES	1.00	350.00	350.00		
10-5-325-52072	PRINTING-FLYERS	0.00	731.60	600.00	0.00	300.00
Budget Detail						
Budget Code	Description	Units	Price	Amount		
DR FY2027	PREPAREDNESS BROCHURES	1.00	300.00	300.00		
10-5-325-52073	PRINTING-FORMS	0.00	0.00	100.00	0.00	2,550.00
Budget Detail						
Budget Code	Description	Units	Price	Amount		
DR FY2027	AED/CPR MANUALS	12.00	25.00	300.00		
DR FY2027	CERT MANUALS	30.00	75.00	2,250.00		
10-5-325-52079	PRINTING-MISCELLANEOUS	2,423.00	2,388.00	2,800.00	2,388.00	2,500.00
10-5-325-52421	PER DIEM	0.00	20.00	1,808.00	356.83	1,130.00
Budget Detail						
Budget Code	Description	Units	Price	Amount		
DR FY2027	EMI CLASSES	2.00	260.00	520.00		
DR FY2027	IAEM CONFERENCE	8.00	30.00	240.00		
DR FY2027	MDEMA CONFERENCE	8.00	35.00	280.00		
DR FY2027	MML SUMMER CONFERENCE	3.00	30.00	90.00		
10-5-325-52422	HOTEL/TRAVEL	965.60	2,360.44	6,795.00	3,304.48	6,075.00
Budget Detail						
Budget Code	Description	Units	Price	Amount		
DR FY2027	HURRICANE CONFERENCE	4.00	375.00	1,500.00		
DR FY2027	IAEM CONFERENCE	6.00	250.00	1,500.00		
DR FY2027	MDEMA CONFERENCE	6.00	250.00	1,500.00		
DR FY2027	MML FALL CONFERENCE	3.00	150.00	450.00		
DR FY2027	MML SUMMER CONFERENCE	3.00	375.00	1,125.00		
10-5-325-52429	TRAVEL-OTHER	0.00	6.45	140.00	1,005.48	920.00

Budget Worksheet Condensed

For Fiscal: FY2025-2026 Period Ending: Item 8. 6

		FY2023-2024	FY2024-2025	FY2025-2026	FY2025-2026	FY2026-2027
		Total Activity	Total Activity	Total Budget	YTD Activity	DR FY2027
Budget Detail						
Budget Code	Description	Units	Price	Amount		
DR FY2027	CONFERENCE FLIGHTS	2.00	400.00	800.00		
DR FY2027	PARKING	1.00	100.00	100.00		
DR FY2027	TOLLS (MDEMA CONF)	1.00	20.00	20.00		
10-5-325-52449	CONF & CONVENTION-OTHER	1,505.50	2,535.00	3,295.00	1,275.00	3,295.00
Budget Detail						
Budget Code	Description	Units	Price	Amount		
DR FY2027	IAEM CONFERENCE	1.00	750.00	750.00		
DR FY2027	ICMA CONFERENCE	1.00	900.00	900.00		
DR FY2027	MDEM CONFERENCE	2.00	210.00	420.00		
DR FY2027	MML FALL CONFERENCE	1.00	525.00	525.00		
DR FY2027	MML SUMMER CONFERENCE	1.00	700.00	700.00		
10-5-325-52507	AED PARTS/ACCESSORIES	2,405.07	10,576.26	10,910.00	20,477.86	13,990.00
Budget Detail						
Budget Code	Description	Units	Price	Amount		
DR FY2027	BATTERIES	24.00	220.00	5,280.00		
DR FY2027	ELECTRONIC PADS	67.00	130.00	8,710.00		
10-5-325-52509	OFFICE SUPPLIES-OTHER	3,325.56	340.65	500.00	153.96	500.00
Budget Detail						
Budget Code	Description	Units	Price	Amount		
DR FY2027	OFFICE SUPPLIES EOC	1.00	500.00	500.00		
10-5-325-52523	FIRST AID SUPPLIES	2,006.78	3,037.61	4,850.00	6,976.43	8,050.00
Budget Detail						
Budget Code	Description	Units	Price	Amount		
DR FY2027	1ST AID CABINET SUPPLIES (P&R)	1.00	4,000.00	4,000.00		
DR FY2027	1ST AID KITS FOR AEDS	1.00	600.00	600.00		
DR FY2027	NARCAN	60.00	40.00	2,400.00		
DR FY2027	TRAUMA KIT AND REFILL SUPPLIES	6.00	175.00	1,050.00		
10-5-325-52530	CONSTR SUPPL & MATERIALS	0.00	0.00	1,000.00	0.00	1,500.00
Budget Detail						
Budget Code	Description	Units	Price	Amount		
DR FY2027	EMERGENCY BOARD UP MATERIALS	1.00	1,500.00	1,500.00		
10-5-325-52531	CONCESSION SUPPLIES	3,739.73	2,627.97	8,400.00	557.47	7,200.00

Budget Worksheet Condensed

For Fiscal: FY2025-2026 Period Ending: Item 8. 6

		FY2023-2024	FY2024-2025	FY2025-2026	FY2025-2026	FY2026-2027
		Total Activity	Total Activity	Total Budget	YTD Activity	DR FY2027
Budget Detail						
Budget Code	Description	Units	Price	Amount		
DR FY2027	CANTEEN	1.00	500.00	500.00		
DR FY2027	EMERGENCY PREPARENESS (SPECIAL EVENT)	1.00	500.00	500.00		
DR FY2027	EOC ACTIVATIONS, TRAINING, WORKSHOPS	1.00	6,000.00	6,000.00		
DR FY2027	SAFE ROOM SUPPLIES	1.00	200.00	200.00		
10-5-325-52534	REHAB UNIT SUPPLIES	99.70	83.41	350.00	0.00	200.00
Budget Detail						
Budget Code	Description	Units	Price	Amount		
DR FY2027	CLEANING SUPPLIES	1.00	100.00	100.00		
DR FY2027	PAPER GOODS	1.00	100.00	100.00		
10-5-325-52539	OTHER MISC SUPPLIES	261.59	19.59	250.00	0.00	1,052.00
10-5-325-52541	POSTAGE & SHIPPING	263.52	175.20	400.00	0.00	200.00
Budget Detail						
Budget Code	Description	Units	Price	Amount		
DR FY2027	OEM LETTERS - POSTAGE	1.00	200.00	200.00		
10-5-325-52561	UNIFORM PURCHASES	344.50	909.96	700.00	582.00	700.00
Budget Detail						
Budget Code	Description	Units	Price	Amount		
DR FY2027	OEM MISC UNIFORM SHIRTS	1.00	700.00	700.00		
10-5-325-52565	UNIFORM ACCESSORIES	0.00	44.38	300.00	0.00	150.00
Budget Detail						
Budget Code	Description	Units	Price	Amount		
DR FY2027	SAFETY EQUIPMENT	1.00	150.00	150.00		
10-5-325-52604	OTHER GIFTS & AWARDS	0.00	606.62	2,750.00	4,425.26	3,000.00
Budget Detail						
Budget Code	Description	Units	Price	Amount		
DR FY2027	PROMOTIONAL ITEMS	0.00	0.00	3,000.00		
10-5-325-52621	CONTRIBUTIONS/NON-PROFITS	269,600.00	269,600.00	269,600.00	247,133.26	269,600.00
Budget Detail						
Budget Code	Description	Units	Price	Amount		
DR FY2027	LVFD OPERATIONS SUPPORT	1.00	134,800.00	134,800.00		
DR FY2027	LVRS OPERATIONS SUPPORT	1.00	134,800.00	134,800.00		
10-5-325-52623	EMERGENCY SVS COMM DISTR...	15,311.36	0.00	25,000.00	0.00	25,000.00

Budget Worksheet Condensed

For Fiscal: FY2025-2026 Period Ending: Item 8. 6

		FY2023-2024 Total Activity	FY2024-2025 Total Activity	FY2025-2026 Total Budget	FY2025-2026 YTD Activity	FY2026-2027 DR FY2027
10-5-325-52804	SPECIAL EVENTS	1,272.01	0.00	500.00	0.00	2,000.00
Budget Detail						
Budget Code	Description	Units	Price	Amount		
DR FY2027	PREPAREDNESS MONTH EVENT	1.00	2,000.00	2,000.00		
ExpCategory: 52 - OPERATING EXPENDITURES Total:		327,601.22	363,298.39	464,963.00	308,492.48	435,977.00
ExpCategory: 53 - EMPLOYEE BENEFITS						
10-5-325-53180	TRAINING-EMERGENCY SVCS	5,467.00	4,002.00	6,050.00	1,118.75	5,500.00
Budget Detail						
Budget Code	Description	Units	Price	Amount		
DR FY2027	CERT TRAINING	1.00	2,000.00	2,000.00		
DR FY2027	EOC	1.00	1,500.00	1,500.00		
DR FY2027	FIRST AID, AED, CPR, STB	1.00	2,000.00	2,000.00		
ExpCategory: 53 - EMPLOYEE BENEFITS Total:		5,467.00	4,002.00	6,050.00	1,118.75	5,500.00
ExpCategory: 60 - CAPITAL OUTLAY						
10-5-325-61010	EQUIPMENT ACQUISITION<500	652.86	167.90	800.00	0.00	14,025.00
Budget Detail						
Budget Code	Description	Units	Price	Amount		
DR FY2027	AED CASES	85.00	165.00	14,025.00		
10-5-325-61020	EQUIPMENT ACQUISITION>500	6,848.19	8,446.16	9,600.00	1,176.54	3,000.00
Budget Detail						
Budget Code	Description	Units	Price	Amount		
DR FY2027	AED WALL CABINET & SIGN	1.00	500.00	500.00		
DR FY2027	AEDS	1.00	2,500.00	2,500.00		
ExpCategory: 60 - CAPITAL OUTLAY Total:		7,501.05	8,614.06	10,400.00	1,176.54	17,025.00
Department: 325 - EMERGENCY MANAGEMENT Total:		469,429.66	553,956.33	711,345.00	473,757.74	700,924.00
Department: 326 - HUMAN SERVICES-CRAIG A. MOE LAUREL MULTISERVICE CENTER-PRGMS						
ExpCategory: 51 - COMPENSATION						
10-5-326-51011	SALARIES-REGULAR	58,956.00	165,818.02	221,488.00	170,543.80	255,640.00
10-5-326-51021	SALARIES-AUXILIARY	0.00	102,082.78	166,520.00	119,167.77	191,853.00
Budget Detail						
Budget Code	Description	Units	Price	Amount		
DR FY2027	AUX ADMIN ASST	0.00	0.00	12,000.00		
DR FY2027	AUX CENTER ATTENDANT	0.00	0.00	65,520.00		
DR FY2027	AUX SECURITY GUARD	0.00	0.00	114,333.00		
10-5-326-51032	OVERTIME-REGULAR	0.00	0.00	1,000.00	80.62	2,443.00

Budget Worksheet Condensed

For Fiscal: FY2025-2026 Period Ending: Item 8. 6

		FY2023-2024	FY2024-2025	FY2025-2026	FY2025-2026	FY2026-2027
		Total Activity	Total Activity	Total Budget	YTD Activity	DR FY2027
Budget Detail						
Budget Code	Description	Units	Price	Amount		
DR FY2027	AUX SECURITY GUARD OVERTIME (\$24.43 X 100HRS)	1.00	2,443.00	2,443.00		
10-5-326-51034	OVERTIME-HOLIDAY	0.00	256.83	0.00	153.91	
10-5-326-51071	FICA TAXES	4,492.08	20,297.93	29,760.00	21,564.63	34,421.00
10-5-326-51072	MD FAMLII	0.00	0.00	0.00	0.00	1,013.00
ExpCategory: 51 - COMPENSATION Total:		63,448.08	288,455.56	418,768.00	311,510.73	485,370.00
ExpCategory: 52 - OPERATING EXPENDITURES						
10-5-326-52011	LEGAL SERVICES	3,960.00	2,695.00	0.00	0.00	
10-5-326-52015	INSTRUCTORS/INTERPRETERS	0.00	0.00	7,500.00	0.00	4,500.00
10-5-326-52020	OUTSIDE SERVICES-OTHER	0.00	12,187.27	60,000.00	16,000.00	29,000.00
Budget Detail						
Budget Code	Description	Units	Price	Amount		
DR FY2027	MEDICAL SERVICES	1.00	24,000.00	24,000.00		
DR FY2027	PROGRAM SUPPORT	1.00	5,000.00	5,000.00		
10-5-326-52023	LICENSES	65.52	532.48	1,000.00	446.27	1,000.00
Budget Detail						
Budget Code	Description	Units	Price	Amount		
DR FY2027	SALON PERMIT	0.00	0.00	1,000.00		
10-5-326-52072	PRINTING-FLYERS	0.00	0.00	3,000.00	0.00	2,000.00
10-5-326-52073	PRINTING-FORMS	792.30	280.00	2,000.00	0.00	500.00
10-5-326-52306	BUILDING EQUIPMENT MAINT...	0.00	0.00	0.00	0.00	
10-5-326-52421	PER DIEM	0.00	0.00	0.00	0.00	240.00
Budget Detail						
Budget Code	Description	Units	Price	Amount		
DR FY2027	MML SUMMER CONFERENCE	3.00	80.00	240.00		
10-5-326-52422	HOTEL TRAVEL	0.00	0.00	0.00	0.00	1,125.00
Budget Detail						
Budget Code	Description	Units	Price	Amount		
DR FY2027	MML SUMMER CONFERENCE LODGING	3.00	375.00	1,125.00		
10-5-326-52429	TRAVEL-OTHER	32.96	73.57	0.00	0.00	
10-5-326-52449	CONF & CONVENTIONS-OTHER	0.00	0.00	0.00	0.00	1,700.00

Budget Worksheet Condensed

For Fiscal: FY2025-2026 Period Ending: Item 8. 6

		FY2023-2024	FY2024-2025	FY2025-2026	FY2025-2026	FY2026-2027
		Total Activity	Total Activity	Total Budget	YTD Activity	DR FY2027
Budget Detail						
Budget Code	Description	Units	Price	Amount		
DR FY2027	MD NONPROFITS ANNUAL CONF (2 STAFF)	2.00	500.00	1,000.00		
DR FY2027	MML SUMMER CONFERENCE	1.00	700.00	700.00		
10-5-326-52501	COPIER PAPER	0.00	2,984.03	2,500.00	23.98	1,500.00
10-5-326-52502	PRINTER SUPPLIES	0.00	2,106.32	5,000.00	29.99	2,500.00
10-5-326-52509	OFFICE SUPPLIES-OTHER	1,502.84	3,016.70	4,000.00	1,541.59	4,000.00
10-5-326-52522	JANITORIAL SUPPLIES	0.00	6,585.92	16,000.00	2,959.38	10,000.00
Budget Detail						
Budget Code	Description	Units	Price	Amount		
DR FY2027	CLEANING SUPPLIES AND HYGIENE ITEMS	0.00	0.00	10,000.00		
10-5-326-52524	SIGNS, POSTS, HARDWARE	0.00	72.48	100.00	0.00	100.00
Budget Detail						
Budget Code	Description	Units	Price	Amount		
DR FY2027	ROOM SPONSORSHIPS	0.00	0.00	100.00		
10-5-326-52531	CONCESSION SUPPLIES	1,123.42	11,075.57	24,786.00	7,016.01	47,000.00
Budget Detail						
Budget Code	Description	Units	Price	Amount		
DR FY2027	COMMUNITY CUPBOARD SUPPLIES (AAMA/ABFHA GRANT)	0.00	0.00	5,000.00		
DR FY2027	EVENTS AND LMSC DAY CENTER SUPPLIES	0.00	0.00	12,000.00		
DR FY2027	LMSC DAY CENTER SUPPLIES (AAMA/ABFHA GRANT)	0.00	0.00	30,000.00		
10-5-326-52538	MEDICAL SUPPLIES	0.00	1,614.14	5,000.00	1,955.50	1,500.00
10-5-326-52539	OTHER MISCELLANEOUS SUPPL...	0.00	1,109.59	3,500.00	1,484.12	3,000.00
10-5-326-52541	POSTAGE & SHIPPING	34.12	0.00	100.00	0.00	100.00
10-5-326-52561	UNIFORM PURCHASES	324.00	2,559.13	5,000.00	3,244.02	3,500.00
Budget Detail						
Budget Code	Description	Units	Price	Amount		
DR FY2027	STAFF & VOLUNTEERS	0.00	0.00	3,500.00		
10-5-326-52564	WORK BOOT/SHOE PURCHASES	0.00	0.00	0.00	629.90	500.00
10-5-326-52804	SPECIAL EVENTS	461.96	1,724.34	3,000.00	324.00	3,000.00
Budget Detail						
Budget Code	Description	Units	Price	Amount		
DR FY2027	LMSC PUBLIC EVENTS	3.00	500.00	1,500.00		

Budget Worksheet Condensed

For Fiscal: FY2025-2026 Period Ending: Item 8. 6

		FY2023-2024 Total Activity	FY2024-2025 Total Activity	FY2025-2026 Total Budget	FY2025-2026 YTD Activity	FY2026-2027 DR FY2027
DR FY2027	VOLUNTEER APPRECIATION LUNCHEON	1.00	1,500.00	1,500.00		
ExpCategory: 52 - OPERATING EXPENDITURES Total:		8,297.12	48,616.54	142,486.00	35,654.76	116,765.00
ExpCategory: 60 - CAPITAL OUTLAY						
10-5-326-61010	EQUIPMENT ACQUISITION<500	473.10	1,557.24	0.00	2,438.19	
10-5-326-61020	EQUIPMENT ACQUISITION>500	0.00	3,462.90	0.00	0.00	
ExpCategory: 60 - CAPITAL OUTLAY Total:		473.10	5,020.14	0.00	2,438.19	0.00
Department: 326 - HUMAN SERVICES-CRAIG A. MOE LAUREL MULTIS...		72,218.30	342,092.24	561,254.00	349,603.68	602,135.00
Department: 401 - PUBLIC WORKS ADMIN						
ExpCategory: 51 - COMPENSATION						
10-5-401-51011	SALARIES-REGULAR	557,925.63	567,602.94	594,159.00	438,201.87	621,943.00
10-5-401-51032	OVERTIME-REGULAR	515.99	610.22	1,000.00	1,256.53	1,000.00
10-5-401-51071	FICA TAXES	41,289.94	41,709.77	45,530.00	32,159.01	47,656.00
10-5-401-51072	MD FAML I	0.00	0.00	0.00	0.00	1,403.00
ExpCategory: 51 - COMPENSATION Total:		599,731.56	609,922.93	640,689.00	471,617.41	672,002.00
ExpCategory: 52 - OPERATING EXPENDITURES						
10-5-401-52051	MEMBERSHIP DUES	1,091.00	1,456.00	1,213.00	1,026.00	1,213.00
Budget Detail						
Budget Code	Description	Units	Price	Amount		
DR FY2027	AMERICAN PUBLIC WORKS ASSOCIAT	1.00	256.00	256.00		
DR FY2027	INST. TRANSPORATION ENGINEERS	1.00	341.00	341.00		
DR FY2027	MARYLAND MUNCIPAL LEAGUE	1.00	88.00	88.00		
DR FY2027	MD RECYCLERS NETWORK	1.00	193.00	193.00		
DR FY2027	SWANA	1.00	335.00	335.00		
10-5-401-52061	ADVERTISING-PUBLIC NOTICE	0.00	0.00	200.00	0.00	200.00
10-5-401-52079	PRINTING-MISCELLANEOUS	385.92	730.00	800.00	549.20	800.00
Budget Detail						
Budget Code	Description	Units	Price	Amount		
DR FY2027	DEPARTMENT FORMS	1.00	800.00	800.00		
10-5-401-52081	BOOKS & PUBLICATIONS-OTHER	0.00	24.00	252.00	0.00	252.00
Budget Detail						
Budget Code	Description	Units	Price	Amount		
DR FY2027	ASSOCIATED TEXTBOOKS FOR CONFERENCES	1.00	252.00	252.00		
10-5-401-52421	PER DIEM	126.73	626.09	1,635.00	0.00	1,635.00

Budget Worksheet Condensed

For Fiscal: FY2025-2026 Period Ending: Item 8. 6

		FY2023-2024	FY2024-2025	FY2025-2026	FY2025-2026	FY2026-2027
		Total Activity	Total Activity	Total Budget	YTD Activity	DR FY2027
Budget Detail						
Budget Code	Description	Units	Price	Amount		
DR FY2027	AMERICAN PUBLIC WORKS ASSOCIATION CONFERENCE	3.00	126.00	378.00		
DR FY2027	MML FALL CONFERENCE	3.00	68.00	204.00		
DR FY2027	MML SUMMER CONFERENCE	3.00	80.00	240.00		
DR FY2027	RCON CONFERENCE	3.00	151.00	453.00		
DR FY2027	STORMCON	3.00	120.00	360.00		
10-5-401-52422	HOTEL/TRAVEL	2,312.76	3,643.30	5,136.00	0.00	5,136.00
Budget Detail						
Budget Code	Description	Units	Price	Amount		
DR FY2027	AIRFARE	3.00	400.00	1,200.00		
DR FY2027	AMERICAN PUBLIC WORKS ASSOCIATION CONFERENCE	1.00	774.00	774.00		
DR FY2027	MML FALL CONFERENCE	3.00	200.00	600.00		
DR FY2027	MML SUMMER CONFERENCE	3.00	375.00	1,125.00		
DR FY2027	RCON CONFERENCE	1.00	792.00	792.00		
DR FY2027	STORMCON	1.00	645.00	645.00		
10-5-401-52429	TRAVEL-OTHER	193.60	1,906.21	1,008.00	258.75	1,008.00
10-5-401-52449	CONF & CONVENTION-OTHER	2,245.00	1,598.30	5,565.00	750.00	4,069.00
Budget Detail						
Budget Code	Description	Units	Price	Amount		
DR FY2027	AMERICAN PUBLIC WORKS ASSOCIATION CONFERENCE	1.00	984.00	984.00		
DR FY2027	MML FALL CONFERENCE	1.00	525.00	525.00		
DR FY2027	MML SUMMER CONFERENCE	1.00	700.00	700.00		
DR FY2027	RCON CONFERENCE	1.00	1,100.00	1,100.00		
DR FY2027	STORMCON	1.00	760.00	760.00		
10-5-401-52501	COPIER PAPER	352.49	307.93	365.00	0.00	400.00
10-5-401-52503	COMPUTER SUPPLIES	120.51	329.04	400.00	0.00	400.00
10-5-401-52509	OFFICE SUPPLIES-OTHER	728.03	1,871.23	2,300.00	1,010.50	2,500.00
10-5-401-52539	OTHER MISC SUPPLIES	1,669.44	0.00	0.00	0.00	
10-5-401-52541	POSTAGE & SHIPPING	260.71	585.16	335.00	68.70	335.00
10-5-401-52561	UNIFORM PURCHASES	0.00	36,127.82	53,000.00	27,154.82	53,000.00
10-5-401-52564	WORK BOOT/SHOE PURCHASES	0.00	4,717.70	6,750.00	5,148.24	7,050.00
10-5-401-52601	EMPLOYEE AWARDS	2,919.08	2,614.00	2,420.00	2,636.75	2,420.00

Budget Worksheet Condensed

For Fiscal: FY2025-2026 Period Ending: Item 8. 6

		FY2023-2024 Total Activity	FY2024-2025 Total Activity	FY2025-2026 Total Budget	FY2025-2026 YTD Activity	FY2026-2027 DR FY2027
10-5-401-52604	OTHER GIFTS AND AWARDS	2,682.10	1,937.44	2,845.00	0.00	3,000.00
ExpCategory: 52 - OPERATING EXPENDITURES Total:		15,087.37	58,474.22	84,224.00	38,602.96	83,418.00
ExpCategory: 60 - CAPITAL OUTLAY						
10-5-401-61010	EQUIPMENT ACQUISITION<500	63.04	63.04	0.00	279.99	
ExpCategory: 60 - CAPITAL OUTLAY Total:		63.04	63.04	0.00	279.99	0.00
Department: 401 - PUBLIC WORKS ADMIN Total:		614,881.97	668,460.19	724,913.00	510,500.36	755,420.00
Department: 410 - AUTOMOTIVE MAINTENANCE						
ExpCategory: 51 - COMPENSATION						
10-5-410-51011	SALARIES-REGULAR	377,952.21	396,532.63	410,000.00	280,933.87	393,187.00
10-5-410-51021	SALARIES-AUXILIARY	0.00	0.00	0.00	0.00	6,885.00
10-5-410-51032	OVERTIME-REGULAR	9,540.82	13,968.63	17,425.00	5,822.36	17,425.00
10-5-410-51034	HOLIDAY OVERTIME	0.00	971.13	500.00	0.00	500.00
10-5-410-51071	FICA TAXES	28,145.20	29,843.44	32,737.00	20,853.97	31,977.00
10-5-410-51072	MD FAML I	0.00	0.00	0.00	0.00	941.00
ExpCategory: 51 - COMPENSATION Total:		415,638.23	441,315.83	460,662.00	307,610.20	450,915.00
ExpCategory: 52 - OPERATING EXPENDITURES						
10-5-410-52020	OUTSIDE SERVICES-OTHER	0.00	2,628.00	0.00	4,082.22	
10-5-410-52042	EQUIPMENT RENTAL/LEASE	0.00	2,053.21	1,842.00	2,852.43	3,600.00
Budget Detail						
Budget Code	Description	Units	Price	Amount		
DR FY2027	WELDING TANKS	1.00	3,600.00	3,600.00		
10-5-410-52052	SUBSCRIPTIONS	1.95	2,280.00	16,680.00	14,400.00	28,080.00
Budget Detail						
Budget Code	Description	Units	Price	Amount		
DR FY2027	RUBICON	1.00	2,280.00	2,280.00		
DR FY2027	VISION COMPLIANCE SOFTWARE	1.00	14,400.00	14,400.00		
DR FY2027	VISION INVENTORY - WORK ORDERS	1.00	11,400.00	11,400.00		
10-5-410-52341	VEHICLE BODY REPAIR	65,526.76	55,890.59	33,000.00	41,587.42	33,000.00
10-5-410-52342	VEHICLE REPAIR/MAINT	335,738.66	254,894.33	217,500.00	172,199.78	217,500.00
10-5-410-52343	VEHICLE ACCESSORIES	7,088.48	14,876.90	35,000.00	10,085.20	47,000.00
10-5-410-52539	OTHER MISC SUPPLIES	14,658.39	16,691.42	17,158.00	11,099.27	17,500.00
10-5-410-52551	DIESEL FUEL	101,531.31	103,425.90	100,844.00	65,910.01	103,870.00
10-5-410-52552	GASOLINE	273,474.35	272,320.37	308,000.00	145,681.89	317,240.00
10-5-410-52553	PETROCHEMICALS	12,643.17	11,618.95	15,750.00	10,689.66	15,750.00

Budget Worksheet Condensed

For Fiscal: FY2025-2026 Period Ending: Item 8. 6

		FY2023-2024 Total Activity	FY2024-2025 Total Activity	FY2025-2026 Total Budget	FY2025-2026 YTD Activity	FY2026-2027 DR FY2027
10-5-410-52555	EV CHARGING	1,816.63	46.63	0.00	0.00	
10-5-410-52561	UNIFORM PURCHASES	225.00	0.00	0.00	0.00	
10-5-410-52562	UNIFORM RENTALS	1,903.01	2,455.09	2,912.00	1,622.37	2,912.00
10-5-410-52564	WORK BOOT/SHOE PURCHASES	405.00	0.00	0.00	0.00	
ExpCategory: 52 - OPERATING EXPENDITURES Total:		815,012.71	739,181.39	748,686.00	480,210.25	786,452.00
ExpCategory: 60 - CAPITAL OUTLAY						
10-5-410-61010	EQUIPMENT ACQUISITION<500	2,624.44	347.90	5,000.00	675.25	5,000.00
Budget Detail						
Budget Code	Description	Units	Price	Amount		
DR FY2027	VARIOUS HAND TOOLS	1.00	5,000.00	5,000.00		
10-5-410-61020	EQUIPMENT ACQUISITION>500	31,045.00	4,268.41	0.00	5,234.02	
ExpCategory: 60 - CAPITAL OUTLAY Total:		33,669.44	4,616.31	5,000.00	5,909.27	5,000.00
Department: 410 - AUTOMOTIVE MAINTENANCE Total:		1,264,320.38	1,185,113.53	1,214,348.00	793,729.72	1,242,367.00
Department: 415 - WASTE COLLECTION						
ExpCategory: 51 - COMPENSATION						
10-5-415-51011	SALARIES-REGULAR	658,374.72	601,848.00	603,862.00	659,409.83	698,905.00
10-5-415-51032	OVERTIME-REGULAR	6,435.70	13,170.11	22,550.00	11,942.20	22,550.00
10-5-415-51038	SHIFT DIFFERENTIAL PAY	0.00	0.00	0.00	7.20	
10-5-415-51071	FICA TAXES	48,119.00	47,767.00	47,917.00	48,840.57	55,192.00
10-5-415-51072	MD FAML I	0.00	0.00	0.00	0.00	1,624.00
ExpCategory: 51 - COMPENSATION Total:		712,929.42	662,785.11	674,329.00	720,199.80	778,271.00
ExpCategory: 52 - OPERATING EXPENDITURES						
10-5-415-52018	TEMPORARY SERVICES	490.00	0.00	3,000.00	0.00	3,000.00
10-5-415-52021	DISPOSAL FEES	572,356.56	559,028.10	669,293.00	467,928.37	722,836.00
10-5-415-52308	EQUIPMENT MAINT - MISC	0.00	0.00	9,320.00	3,941.20	9,320.00
10-5-415-52539	OTHER MISC SUPPLIES	3,594.84	280.67	2,350.00	1,591.78	2,350.00
Budget Detail						
Budget Code	Description	Units	Price	Amount		
DR FY2027	SAFETY/CLEANING SUPPLIES	1.00	2,350.00	2,350.00		
10-5-415-52561	UNIFORM PURCHASES	5,000.00	0.00	0.00	0.00	
10-5-415-52564	WORK BOOT/SHOE PURCHASES	2,138.00	0.00	0.00	0.00	
ExpCategory: 52 - OPERATING EXPENDITURES Total:		583,579.40	559,308.77	683,963.00	473,461.35	737,506.00
Department: 415 - WASTE COLLECTION Total:		1,296,508.82	1,222,093.88	1,358,292.00	1,193,661.15	1,515,777.00

Budget Worksheet Condensed

For Fiscal: FY2025-2026 Period Ending: Item 8. 6

		FY2023-2024 Total Activity	FY2024-2025 Total Activity	FY2025-2026 Total Budget	FY2025-2026 YTD Activity	FY2026-2027 DR FY2027
Department: 420 - RECYCLING						
ExpCategory: 51 - COMPENSATION						
10-5-420-51011	SALARIES-REGULAR	199,828.92	180,879.83	379,318.00	112,194.17	445,829.00
10-5-420-51032	OVERTIME-REGULAR	2,422.68	3,371.03	3,000.00	519.90	3,000.00
10-5-420-51071	FICA TAXES	14,649.51	13,311.42	29,248.00	8,280.31	34,336.00
10-5-420-51072	MD FAMILI	0.00	0.00	0.00	0.00	1,010.00
ExpCategory: 51 - COMPENSATION Total:		216,901.11	197,562.28	411,566.00	120,994.38	484,175.00
ExpCategory: 52 - OPERATING EXPENDITURES						
10-5-420-52022	RECYCLING FEES	78,182.37	90,553.87	132,656.00	62,569.49	113,849.00
Budget Detail						
Budget Code	Description	Units	Price	Amount		
DR FY2027	RECYCLING DISPOSAL FEES	1.00	86,349.00	86,349.00		
DR FY2027	TIRES/ELECTRONICS/CFL/BATTERY	1.00	13,500.00	13,500.00		
DR FY2027	YARD/CONSTRUCTION DEBRIS	1.00	14,000.00	14,000.00		
10-5-420-52029	COMPOST DISPOSAL FEES	0.00	0.00	0.00	0.00	20,500.00
10-5-420-52079	PRINTING-MISCELLANEOUS	3,160.40	1,358.00	7,250.00	0.00	4,000.00
Budget Detail						
Budget Code	Description	Units	Price	Amount		
DR FY2027	COMPOSTING PROMOTION	1.00	1,000.00	1,000.00		
DR FY2027	RECYCLING INFORMATION	1.00	2,000.00	2,000.00		
DR FY2027	RECYCLING STICKERS	1.00	1,000.00	1,000.00		
10-5-420-52308	EQUIPMENT MAINT - MISC	0.00	0.00	2,530.00	850.00	2,530.00
10-5-420-52539	OTHER MISC SUPPLIES	4,513.46	3,778.17	8,389.00	974.58	8,389.00
Budget Detail						
Budget Code	Description	Units	Price	Amount		
DR FY2027	COMPOSTING BAGS	1.00	2,639.00	2,639.00		
DR FY2027	RECYCLING PROMOTION	1.00	4,000.00	4,000.00		
DR FY2027	SAFETY/CLEANING SUPPLIES	1.00	1,750.00	1,750.00		
10-5-420-52561	UNIFORM PURCHASES	1,300.00	0.00	0.00	0.00	
10-5-420-52564	WORK BOOT/SHOE PURCHASES	867.49	0.00	0.00	0.00	
ExpCategory: 52 - OPERATING EXPENDITURES Total:		88,023.72	95,690.04	150,825.00	64,394.07	149,268.00

		FY2023-2024 Total Activity	FY2024-2025 Total Activity	FY2025-2026 Total Budget	FY2025-2026 YTD Activity	FY2026-2027 DR FY2027
ExpCategory: 60 - CAPITAL OUTLAY						
10-5-420-61010	EQUIPMENT ACQUISITION<500	34,696.40	43,513.20	25,000.00	13,002.40	30,000.00
Budget Detail						
Budget Code	Description	Units	Price	Amount		
DR FY2027	REPLACEMENT RECYCLING/REFUSE/COMPOSTING TOTERS	1.00	30,000.00	30,000.00		
ExpCategory: 60 - CAPITAL OUTLAY Total:		34,696.40	43,513.20	25,000.00	13,002.40	30,000.00
Department: 420 - RECYCLING Total:		339,621.23	336,765.52	587,391.00	198,390.85	663,443.00
Department: 425 - HIGHWAYS & STREETS MAINT						
ExpCategory: 51 - COMPENSATION						
10-5-425-51011	SALARIES-REGULAR	678,449.22	937,467.82	935,943.00	712,430.79	900,412.00
10-5-425-51032	OVERTIME-REGULAR	33,674.01	20,832.56	30,494.00	20,763.47	30,494.00
Budget Detail						
Budget Code	Description	Units	Price	Amount		
DR FY2027	DUI CHECKPOINTS	1.00	3,331.00	3,331.00		
DR FY2027	EMERGENCY CALL OUTS	1.00	22,448.00	22,448.00		
DR FY2027	SAFETY TRAINING	1.00	1,640.00	1,640.00		
DR FY2027	STREET SWEEPER OPERATIONS	1.00	3,075.00	3,075.00		
10-5-425-51034	HOLIDAY OVERTIME-REGULAR	0.00	577.68	500.00	0.00	500.00
10-5-425-51071	FICA TAXES	51,272.25	66,454.45	73,971.00	53,134.51	71,253.00
10-5-425-51072	MD FAML I	0.00	0.00	0.00	0.00	2,097.00
ExpCategory: 51 - COMPENSATION Total:		763,395.48	1,025,332.51	1,040,908.00	786,328.77	1,004,756.00
ExpCategory: 52 - OPERATING EXPENDITURES						
10-5-425-52018	TEMPORARY SERVICES	20,546.83	0.00	13,000.00	0.00	6,500.00
10-5-425-52042	EQUIPMENT RENTAL/LEASE	0.00	2,426.76	684.00	0.00	684.00
10-5-425-52381	STREET REPAIRS	0.00	2,250.00	30,000.00	183.20	30,000.00
10-5-425-52524	SIGNS, POSTS, HARDWARE	6,841.75	6,100.87	7,000.00	6,178.30	7,000.00
10-5-425-52530	CONSTR SUPPL & MATERIALS	26,290.34	13,303.37	33,200.00	18,002.39	33,200.00
10-5-425-52539	OTHER MISC SUPPLIES	6,713.99	6,940.27	14,500.00	8,303.70	14,500.00
10-5-425-52561	UNIFORM PURCHASES	11,587.73	0.00	0.00	0.00	
10-5-425-52564	WORK BOOT/SHOE PURCHASES	2,322.00	0.00	0.00	0.00	
ExpCategory: 52 - OPERATING EXPENDITURES Total:		74,302.64	31,021.27	98,384.00	32,667.59	91,884.00

Budget Worksheet Condensed

For Fiscal: FY2025-2026 Period Ending: Item 8. 6

		FY2023-2024 Total Activity	FY2024-2025 Total Activity	FY2025-2026 Total Budget	FY2025-2026 YTD Activity	FY2026-2027 DR FY2027
ExpCategory: 60 - CAPITAL OUTLAY						
10-5-425-61010	EQUIPMENT ACQUISITION<500	470.92	404.94	2,500.00	55.18	2,500.00
Budget Detail						
Budget Code	Description	Units	Price	Amount		
DR FY2027	MISC HAND TOOLS	1.00	2,500.00	2,500.00		
10-5-425-61020	EQUIPMENT ACQUISITION>500	5,795.96	3,881.66	3,000.00	0.00	3,000.00
Budget Detail						
Budget Code	Description	Units	Price	Amount		
DR FY2027	TRASH PUMP/ GENERATORS	1.00	3,000.00	3,000.00		
ExpCategory: 60 - CAPITAL OUTLAY Total:		6,266.88	4,286.60	5,500.00	55.18	5,500.00
Department: 425 - HIGHWAYS & STREETS MAINT Total:		843,965.00	1,060,640.38	1,144,792.00	819,051.54	1,102,140.00
Department: 430 - SNOW REMOVAL						
ExpCategory: 51 - COMPENSATION						
10-5-430-51011	SALARIES-REGULAR	206.40	0.00	0.00	0.00	
10-5-430-51032	OVERTIME-REGULAR	22,326.76	7,528.25	31,263.00	0.00	31,263.00
10-5-430-51038	SHIFT DIFFERENTIAL PAY	63.90	59.40	0.00	57.60	
10-5-430-51071	FICA TAXES	1,636.82	551.43	2,392.00	4.06	2,392.00
10-5-430-51072	MD FAML I	0.00	0.00	0.00	0.00	71.00
ExpCategory: 51 - COMPENSATION Total:		24,233.88	8,139.08	33,655.00	61.66	33,726.00
ExpCategory: 52 - OPERATING EXPENDITURES						
10-5-430-52020	OUTSIDE SERVICES-OTHER	0.00	0.00	8,000.00	14,240.00	8,000.00
Budget Detail						
Budget Code	Description	Units	Price	Amount		
DR FY2027	CONTRACTORS	1.00	8,000.00	8,000.00		
10-5-430-52308	EQUIPMENT MAINT - MISC	5,748.89	15,738.60	14,000.00	9,436.77	14,000.00
10-5-430-52422	HOTEL TRAVEL	0.00	0.00	0.00	166.75	
10-5-430-52529	SALT/SAND/CALCIUM SUPPLIES	67,966.67	86,894.90	127,000.00	67,375.86	127,000.00
10-5-430-52539	OTHER MISC SUPPLIES	2,484.05	2,067.02	3,500.00	1,050.31	3,500.00
ExpCategory: 52 - OPERATING EXPENDITURES Total:		76,199.61	104,700.52	152,500.00	92,269.69	152,500.00
ExpCategory: 60 - CAPITAL OUTLAY						
10-5-430-61020	EQUIPMENT ACQUISITION>500	15,162.00	6,850.00	0.00	0.00	
ExpCategory: 60 - CAPITAL OUTLAY Total:		15,162.00	6,850.00	0.00	0.00	0.00
Department: 430 - SNOW REMOVAL Total:		115,595.49	119,689.60	186,155.00	92,331.35	186,226.00

		FY2023-2024 Total Activity	FY2024-2025 Total Activity	FY2025-2026 Total Budget	FY2025-2026 YTD Activity	FY2026-2027 DR FY2027
Department: 435 - STREET LIGHTING						
ExpCategory: 52 - OPERATING EXPENDITURES						
10-5-435-52201	UTILITY-ELECTRIC	238,110.37	257,911.70	253,970.00	168,423.72	266,700.00
10-5-435-52319	MAINTENANCE-OTHER	25,528.09	45,673.59	30,190.00	34,748.92	26,250.00
ExpCategory: 52 - OPERATING EXPENDITURES Total:		263,638.46	303,585.29	284,160.00	203,172.64	292,950.00
Department: 435 - STREET LIGHTING Total:		263,638.46	303,585.29	284,160.00	203,172.64	292,950.00
Department: 440 - ENGINEERING&TECH SERVICES						
ExpCategory: 51 - COMPENSATION						
10-5-440-51011	SALARIES-REGULAR	80,040.93	143,246.91	223,907.00	175,032.47	235,266.00
10-5-440-51032	OVERTIME-REGULAR	135.90	487.89	4,818.00	1,978.17	4,818.00
Budget Detail						
Budget Code	Description	Units	Price	Amount		
DR FY2027	STRAIGHT OVERTIME	1.00	3,000.00	3,000.00		
DR FY2027	STREET LIGHT SURVEYS	1.00	1,159.00	1,159.00		
DR FY2027	TRAFFIC STUDIES	1.00	659.00	659.00		
10-5-440-51071	FICA TAXES	6,106.49	10,743.46	17,498.00	13,069.43	18,367.00
10-5-440-51072	MD FAML I	0.00	0.00	0.00	0.00	235.00
ExpCategory: 51 - COMPENSATION Total:		86,283.32	154,478.26	246,223.00	190,080.07	258,686.00
ExpCategory: 52 - OPERATING EXPENDITURES						
10-5-440-52013	ENGINEERING/ARCH SERVICES	14,001.02	5,990.38	15,250.00	3,221.89	15,250.00
Budget Detail						
Budget Code	Description	Units	Price	Amount		
DR FY2027	MISS UTILITY SERVICE	1.00	3,400.00	3,400.00		
DR FY2027	PROFESSIONAL SERVICES	1.00	11,850.00	11,850.00		
10-5-440-52539	OTHER MISC SUPPLIES	373.59	891.18	1,500.00	403.11	1,500.00
ExpCategory: 52 - OPERATING EXPENDITURES Total:		14,374.61	6,881.56	16,750.00	3,625.00	16,750.00
ExpCategory: 60 - CAPITAL OUTLAY						
10-5-440-61010	EQUIPMENT ACQUISITION<500	267.71	0.00	900.00	0.00	900.00
Budget Detail						
Budget Code	Description	Units	Price	Amount		
DR FY2027	TABLES/CHAIRS	1.00	900.00	900.00		
10-5-440-61020	EQUIPMENT ACQUISITION>500	699.92	0.00	0.00	0.00	
ExpCategory: 60 - CAPITAL OUTLAY Total:		967.63	0.00	900.00	0.00	900.00
Department: 440 - ENGINEERING&TECH SERVICES Total:		101,625.56	161,359.82	263,873.00	193,705.07	276,336.00

Budget Worksheet Condensed

For Fiscal: FY2025-2026 Period Ending: Item 8. 6

		FY2023-2024 Total Activity	FY2024-2025 Total Activity	FY2025-2026 Total Budget	FY2025-2026 YTD Activity	FY2026-2027 DR FY2027
Department: 445 - TRAFFIC ENGINEERING						
ExpCategory: 51 - COMPENSATION						
10-5-445-51011	SALARIES-REGULAR	40,659.81	7,724.80	92,177.00	0.00	
10-5-445-51032	OVERTIME-REGULAR	334.20	18.11	0.00	0.00	
10-5-445-51071	FICA TAXES	2,860.02	592.63	7,052.00	0.00	
ExpCategory: 51 - COMPENSATION Total:		43,854.03	8,335.54	99,229.00	0.00	0.00
ExpCategory: 52 - OPERATING EXPENDITURES						
10-5-445-52013	ENGINEERING/ARCH SERVICES	0.00	0.00	5,500.00	0.00	5,500.00
Budget Detail						
Budget Code	Description	Units	Price	Amount		
DR FY2027	TRAFFIC STUDIES/FACILITY SURVE	1.00	5,500.00	5,500.00		
10-5-445-52204	UTILITY-TRAFFIC SIGNALS	10,537.27	11,381.81	14,000.00	10,284.02	14,700.00
10-5-445-52307	TRAFFIC SIGNALS MAINT	19,782.63	42,108.75	25,000.00	10,603.20	25,000.00
10-5-445-52308	EQUIPMENT MAINT - MISC	698.49	7,375.32	6,075.00	0.00	6,075.00
10-5-445-52319	MAINTENANCE-OTHER	76.00	0.00	0.00	0.00	
10-5-445-52524	SIGNS, POSTS, HARDWARE	10,147.48	928.83	10,000.00	664.44	10,000.00
10-5-445-52528	ROAD MAINT SUPPLIES	24,520.68	10,825.35	15,000.00	5,737.76	15,000.00
10-5-445-52809	STREET/NEIGHBORHOOD SAFE...	10,360.95	6,578.00	20,000.00	15,157.10	20,000.00
ExpCategory: 52 - OPERATING EXPENDITURES Total:		76,123.50	79,198.06	95,575.00	42,446.52	96,275.00
Department: 445 - TRAFFIC ENGINEERING Total:		119,977.53	87,533.60	194,804.00	42,446.52	96,275.00
Department: 450 - TREE MANAGEMENT						
ExpCategory: 51 - COMPENSATION						
10-5-450-51011	SALARIES-REGULAR	74,567.44	83,814.02	73,030.00	71,404.81	99,282.00
10-5-450-51032	OVERTIME-REGULAR	1,271.27	4,833.50	0.00	3,171.44	
10-5-450-51071	FICA TAXES	5,279.59	6,215.14	5,587.00	5,228.49	7,596.00
10-5-450-51072	MD FAML I	0.00	0.00	0.00	0.00	224.00
ExpCategory: 51 - COMPENSATION Total:		81,118.30	94,862.66	78,617.00	79,804.74	107,102.00
ExpCategory: 52 - OPERATING EXPENDITURES						
10-5-450-52020	OUTSIDE SERVICES-OTHER	13,500.00	2,775.00	10,000.00	8,000.00	16,000.00
Budget Detail						
Budget Code	Description	Units	Price	Amount		
DR FY2027	CONTRACTED PRUNING/TRIMMING	1.00	16,000.00	16,000.00		
10-5-450-52051	MEMBERSHIP DUES	0.00	0.00	15.00	0.00	15.00

Budget Worksheet Condensed

For Fiscal: FY2025-2026 Period Ending: Item 8. 6

		FY2023-2024	FY2024-2025	FY2025-2026	FY2025-2026	FY2026-2027
		Total Activity	Total Activity	Total Budget	YTD Activity	DR FY2027
Budget Detail						
Budget Code	Description	Units	Price	Amount		
DR FY2027	NATIONAL ARBOR DAY FOUNDATION	1.00	15.00	15.00		
10-5-450-52052	SUBSCRIPTIONS	0.00	0.00	30.00	0.00	30.00
Budget Detail						
Budget Code	Description	Units	Price	Amount		
DR FY2027	AMERICAN FORESTRY	1.00	30.00	30.00		
10-5-450-52308	EQUIPMENT MAINT - MISC	0.00	0.00	1,000.00	56.97	1,000.00
10-5-450-52526	MULCH, TOPSOIL	1,008.23	488.62	1,010.00	1,009.48	1,150.00
10-5-450-52539	OTHER MISC SUPPLIES	455.42	0.00	1,950.00	0.00	7,000.00
Budget Detail						
Budget Code	Description	Units	Price	Amount		
DR FY2027	EQUIPMENT	1.00	1,500.00	1,500.00		
DR FY2027	TREES	1.00	5,500.00	5,500.00		
ExpCategory: 52 - OPERATING EXPENDITURES Total:		14,963.65	3,263.62	14,005.00	9,066.45	25,195.00
ExpCategory: 60 - CAPITAL OUTLAY						
10-5-450-61010	EQUIPMENT ACQUISITION<500	0.00	0.00	180.00	0.00	180.00
Budget Detail						
Budget Code	Description	Units	Price	Amount		
DR FY2027	CHAIN SAW	1.00	180.00	180.00		
10-5-450-61020	EQUIPMENT ACQUISITION>500	0.00	765.98	1,000.00	0.00	1,000.00
Budget Detail						
Budget Code	Description	Units	Price	Amount		
DR FY2027	TREE TRIMMING EQUIPMENT	1.00	1,000.00	1,000.00		
ExpCategory: 60 - CAPITAL OUTLAY Total:		0.00	765.98	1,180.00	0.00	1,180.00
Department: 450 - TREE MANAGEMENT Total:		96,081.95	98,892.26	93,802.00	88,871.19	133,477.00
Department: 501 - PARKS & RECREATION ADMIN						
ExpCategory: 51 - COMPENSATION						
10-5-501-51011	SALARIES-REGULAR	696,067.04	728,991.45	813,272.00	576,500.19	936,929.00
10-5-501-51021	SALARIES-AUXILIARY	500.75	77.37	0.00	0.00	
10-5-501-51032	REGULAR - OVERTIME	326.63	691.44	0.00	3,369.10	
10-5-501-51071	FICA TAXES	50,965.43	53,482.46	62,215.00	42,561.54	71,677.00
10-5-501-51072	MD FAML I	0.00	0.00	0.00	0.00	2,109.00
ExpCategory: 51 - COMPENSATION Total:		747,859.85	783,242.72	875,487.00	622,430.83	1,010,715.00

Budget Worksheet Condensed

For Fiscal: FY2025-2026 Period Ending: Item 8. 6

		FY2023-2024 Total Activity	FY2024-2025 Total Activity	FY2025-2026 Total Budget	FY2025-2026 YTD Activity	FY2026-2027 DR FY2027
ExpCategory: 52 - OPERATING EXPENDITURES						
10-5-501-52020	OUTSIDE SERVICES-OTHER	0.00	461.44	1,200.00	315.50	1,200.00
Budget Detail						
Budget Code	Description	Units	Price	Amount		
DR FY2027	BACKGROUND INVESTIGATIONS/VOL.,INSTRUCTORS	0.00	0.00	1,200.00		
10-5-501-52051	MEMBERSHIP DUES	265.00	971.00	950.00	935.00	950.00
Budget Detail						
Budget Code	Description	Units	Price	Amount		
DR FY2027	MARYLAND MUNICIPAL LEAGUE DUES	1.00	35.00	35.00		
DR FY2027	MD REC. & PARKS ASSN. (MRPA)	1.00	900.00	900.00		
DR FY2027	TREE CITY	1.00	15.00	15.00		
10-5-501-52052	SUBSCRIPTIONS	0.00	825.00	0.00	0.00	
10-5-501-52071	PRINTING-LETTERHEAD/ENVL	790.49	461.60	750.00	0.00	1,000.00
Budget Detail						
Budget Code	Description	Units	Price	Amount		
DR FY2027	FORMS AND ENVELOPES	1.00	550.00	550.00		
DR FY2027	MANSION RENTAL PACKETS	0.00	0.00	450.00		
10-5-501-52072	PRINTING-FLYERS	212.45	0.00	200.00	0.00	500.00
Budget Detail						
Budget Code	Description	Units	Price	Amount		
DR FY2027	REGISTRATION FORMS	1.00	500.00	500.00		
10-5-501-52073	PRINTING-FORMS	0.00	0.00	300.00	103.14	300.00
10-5-501-52421	PER DIEM	182.47	232.71	545.00	0.00	640.00
Budget Detail						
Budget Code	Description	Units	Price	Amount		
DR FY2027	MML SUMMER CONF 80 PER NIGHT> 3 NIGHT MAX	1.00	240.00	240.00		
DR FY2027	MRPA CONFERENCE/STAFF-3 DAYS	1.00	240.00	240.00		
DR FY2027	MRPA DIRECTORS SUMMIT	2.00	80.00	160.00		
10-5-501-52422	HOTEL/TRAVEL	1,135.78	1,522.77	1,700.00	0.00	2,125.00
Budget Detail						
Budget Code	Description	Units	Price	Amount		
DR FY2027	MML SUMMER CONF. PER NIGHT>3 NIGHT MAX	1.00	1,125.00	1,125.00		
DR FY2027	MRPA CONF.	2.00	500.00	1,000.00		

Budget Worksheet Condensed

For Fiscal: FY2025-2026 Period Ending: Item 8. 6

		FY2023-2024	FY2024-2025	FY2025-2026	FY2025-2026	FY2026-2027
		Total Activity	Total Activity	Total Budget	YTD Activity	DR FY2027
10-5-501-52429	TRAVEL-OTHER	249.00	293.73	340.00	110.00	340.00
Budget Detail						
Budget Code	Description	Units	Price	Amount		
DR FY2027	TOLL/PARKING	1.00	340.00	340.00		
10-5-501-52449	CONF & CONVENTIONS-OTHER	675.00	1,316.96	2,130.00	1,065.00	2,130.00
Budget Detail						
Budget Code	Description	Units	Price	Amount		
DR FY2027	MML SUMMER CONFERENCE PER PERSON	1.00	700.00	700.00		
DR FY2027	MRPA CONFERENCE REG.	2.00	415.00	830.00		
DR FY2027	MRPA DIRECTORS SUMMIT	1.00	600.00	600.00		
10-5-501-52504	DESK SUPPLIES	435.54	571.86	580.00	390.66	580.00
10-5-501-52509	OFFICE SUPPLIES-OTHER	4,291.05	2,808.33	3,460.00	612.16	3,460.00
Budget Detail						
Budget Code	Description	Units	Price	Amount		
DR FY2027	CARTRIDGES FOR PRINTERS & CARD	1.00	1,600.00	1,600.00		
DR FY2027	OFFICE SUPPLIES	1.00	650.00	650.00		
DR FY2027	REGISTRATION SUPPLIES	1.00	400.00	400.00		
DR FY2027	SOFTWARE SUPPORT ITEMS	1.00	810.00	810.00		
10-5-501-52539	OTHER MISC SUPPLIES	154.29	2,889.18	3,000.00	1,060.88	500.00
Budget Detail						
Budget Code	Description	Units	Price	Amount		
DR FY2027	MISC. SUPPLIES	0.00	0.00	500.00		
10-5-501-52541	POSTAGE & SHIPPING	654.48	901.69	1,000.00	384.14	1,000.00
10-5-501-52604	OTHER GIFTS & AWARDS	72.96	595.63	500.00	0.00	500.00
Budget Detail						
Budget Code	Description	Units	Price	Amount		
DR FY2027	AWARDS FOR REC. & AUX. STAFF	1.00	300.00	300.00		
DR FY2027	FLOWERS	1.00	200.00	200.00		
10-5-501-52624	YOUTH SVCS COMM DISTRIB	3,593.06	4,819.00	25,000.00	0.00	25,000.00
10-5-501-52814	REGISTRATION VOUCHER PRO...	100.00	300.00	3,500.00	0.00	3,500.00
ExpCategory: 52 - OPERATING EXPENDITURES Total:		12,811.57	18,970.90	45,155.00	4,976.48	43,725.00
ExpCategory: 60 - CAPITAL OUTLAY						
10-5-501-61010	EQUIPMENT ACQUISITION<500	114.00	0.00	0.00	322.98	
ExpCategory: 60 - CAPITAL OUTLAY Total:		114.00	0.00	0.00	322.98	0.00
Department: 501 - PARKS & RECREATION ADMIN Total:		760,785.42	802,213.62	920,642.00	627,730.29	1,054,440.00

Budget Worksheet Condensed

For Fiscal: FY2025-2026 Period Ending: Item 8. 6

		FY2023-2024 Total Activity	FY2024-2025 Total Activity	FY2025-2026 Total Budget	FY2025-2026 YTD Activity	FY2026-2027 DR FY2027
Department: 505 - RECREATION						
ExpCategory: 51 - COMPENSATION						
10-5-505-51011	SALARIES-REGULAR	178,051.06	206,817.03	216,438.00	166,607.21	227,380.00
10-5-505-51020	SALARIES-RECREATIONAL	82,823.38	113,246.97	130,698.00	115,382.18	125,698.00
Budget Detail						
Budget Code	Description	Units	Price	Amount		
DR FY2027	DAY CAMP AND EVENTS/PARTIAL FUNDING M-NCPPC 42513	1.00	125,698.00	125,698.00		
10-5-505-51021	SALARIES-AUXILIARY	26,270.45	447.69	21,870.00	2,473.19	15,870.00
Budget Detail						
Budget Code	Description	Units	Price	Amount		
DR FY2027	LEAGUES, TEEN CLUB & TRIPS	1.00	15,870.00	15,870.00		
10-5-505-51032	OVERTIME-REGULAR	0.00	0.00	1,350.00	0.00	1,350.00
Budget Detail						
Budget Code	Description	Units	Price	Amount		
DR FY2027	RECREATION PROGRAM ASSISTANT	0.00	0.00	1,350.00		
10-5-505-51034	HOLIDAY OVERTIME-REGULAR	4,330.95	2,816.15	2,525.00	0.00	2,525.00
10-5-505-51040	OVERTIME-RECREATIONAL	5,701.91	4,058.40	6,617.00	6,596.55	8,617.00
Budget Detail						
Budget Code	Description	Units	Price	Amount		
DR FY2027	CAMP SALARIES	1.00	8,617.00	8,617.00		
10-5-505-51071	FICA TAXES	22,358.03	24,636.59	28,526.00	21,952.50	29,181.00
10-5-505-51072	MD FAML	0.00	0.00	0.00	0.00	859.00
ExpCategory: 51 - COMPENSATION Total:		319,535.78	352,022.83	408,024.00	313,011.63	411,480.00
ExpCategory: 52 - OPERATING EXPENDITURES						
10-5-505-52018	TEMPORARY SERVICES	0.00	0.00	2,000.00	0.00	2,000.00
Budget Detail						
Budget Code	Description	Units	Price	Amount		
DR FY2027	LEAGUE OFFICIALS	1.00	2,000.00	2,000.00		
10-5-505-52020	OUTSIDE SERVICES-OTHER	300.00	10,522.26	13,000.00	4,331.97	13,000.00
Budget Detail						
Budget Code	Description	Units	Price	Amount		
DR FY2027	LAC EXP./ARTIST STIPENDS/SUP./REIMBURSEMENTS	0.00	0.00	13,000.00		

Budget Worksheet Condensed

For Fiscal: FY2025-2026 Period Ending: Item 8. 6

		FY2023-2024 Total Activity	FY2024-2025 Total Activity	FY2025-2026 Total Budget	FY2025-2026 YTD Activity	FY2026-2027 DR FY2027
10-5-505-52023	LICENSES	131.04	0.00	200.00	0.00	200.00
Budget Detail						
Budget Code	Description	Units	Price	Amount		
DR FY2027	FOOD SERVICE MANAGER (4)	1.00	200.00	200.00		
10-5-505-52052	SUBSCRIPTIONS	50.40	219.83	600.00	984.95	2,600.00
10-5-505-52062	ADVERTISING-MEETING/EVENT	366.88	642.00	2,500.00	0.00	500.00
Budget Detail						
Budget Code	Description	Units	Price	Amount		
DR FY2027	DISPLAY ADS/SOFTWARE DESIGN/BROCHURE/MARKETING	1.00	500.00	500.00		
10-5-505-52072	PRINTING-FLYERS	21,898.59	19,333.74	24,000.00	19,861.97	24,000.00
Budget Detail						
Budget Code	Description	Units	Price	Amount		
DR FY2027	BROCHURES/DIRECT MAIL TO CITY RESIDENTS	1.00	24,000.00	24,000.00		
10-5-505-52509	OFFICE SUPPLIES-OTHER	0.00	149.07	80.00	29.95	80.00
Budget Detail						
Budget Code	Description	Units	Price	Amount		
DR FY2027	DAY CAMP, LEAGUE & OFFICE	1.00	80.00	80.00		
10-5-505-52524	SIGNS, POSTS, HARDWARE	0.00	106.54	600.00	0.00	600.00
Budget Detail						
Budget Code	Description	Units	Price	Amount		
DR FY2027	HOLIDAY DECORATING/GOLDEN SHOVEL	0.00	0.00	600.00		
10-5-505-52531	CONCESSION SUPPLIES	9,055.26	11,527.61	16,980.00	7,563.19	20,500.00
Budget Detail						
Budget Code	Description	Units	Price	Amount		
DR FY2027	BREAKFAST WITH SANTA	1.00	2,000.00	2,000.00		
DR FY2027	DAY CAMP SUPPLIES	1.00	3,200.00	3,200.00		
DR FY2027	EMERGENCY OPERATIONS SUPPLIES	1.00	600.00	600.00		
DR FY2027	HALLOWEEN SPOOKTACULAR	1.00	2,000.00	2,000.00		
DR FY2027	HARVEST MOON HAY RIDE	1.00	750.00	750.00		
DR FY2027	LAKEFEST	1.00	3,500.00	3,500.00		
DR FY2027	MOVIE NIGHTS	0.00	0.00	500.00		
DR FY2027	MUSIC AT THE MANSION	1.00	3,000.00	3,000.00		
DR FY2027	SAFE SUMMER NIGHTS	0.00	0.00	1,000.00		
DR FY2027	SUMMER SHENANAGINS CAMP	1.00	350.00	350.00		
DR FY2027	TEEN CAMP	1.00	600.00	600.00		

Budget Worksheet Condensed

For Fiscal: FY2025-2026 Period Ending: Item 8. 6

		FY2023-2024 Total Activity	FY2024-2025 Total Activity	FY2025-2026 Total Budget	FY2025-2026 YTD Activity	FY2026-2027 DR FY2027
DR FY2027	TEEN CLUB PROGRAM	1.00	3,000.00	3,000.00		
10-5-505-52539	OTHER MISC SUPPLIES	2,565.78	4,364.20	3,600.00	539.48	3,600.00
Budget Detail						
Budget Code	Description	Units	Price	Amount		
DR FY2027	DAY CAMP SUPPLIES	1.00	1,200.00	1,200.00		
DR FY2027	LEAGUE EQUIPMENT	1.00	500.00	500.00		
DR FY2027	PRESCHOOL SUPPLIES	1.00	500.00	500.00		
DR FY2027	SAFETY SUPPLIES	1.00	100.00	100.00		
DR FY2027	SUMMER SHENANAGINS CAMP	1.00	150.00	150.00		
DR FY2027	TEEN CAMP	1.00	750.00	750.00		
DR FY2027	TEEN CLUB PROGRAM	1.00	400.00	400.00		
10-5-505-52561	UNIFORM PURCHASES	2,267.19	2,095.89	3,200.00	241.95	3,200.00
Budget Detail						
Budget Code	Description	Units	Price	Amount		
DR FY2027	DAY CAMP & LEAGUE STAFF	1.00	700.00	700.00		
DR FY2027	FULL TIME & ADMIN. STAFF	1.00	2,500.00	2,500.00		
10-5-505-52604	OTHER GIFTS & AWARDS	558.76	1,062.52	2,000.00	130.19	2,000.00
Budget Detail						
Budget Code	Description	Units	Price	Amount		
DR FY2027	ADULT SPORTS LEAGUE AWARDS	1.00	1,150.00	1,150.00		
DR FY2027	CHILDREN'S SPORTS CLINICS	1.00	850.00	850.00		
10-5-505-52804	SPECIAL EVENTS	37,798.20	40,418.57	48,882.00	29,302.44	49,882.00
Budget Detail						
Budget Code	Description	Units	Price	Amount		
DR FY2027	BIKE PARADE	1.00	2,000.00	2,000.00		
DR FY2027	BREAKFAST WITH SANTA	1.00	3,300.00	3,300.00		
DR FY2027	CAMP EVENTS & OUTINGS	1.00	3,412.00	3,412.00		
DR FY2027	CITY HOLIDAY EVENT	1.00	5,900.00	5,900.00		
DR FY2027	DOGGIE DIP DAY	1.00	600.00	600.00		
DR FY2027	EASTER EVENT	1.00	2,000.00	2,000.00		
DR FY2027	EVENT BANNERS	1.00	1,300.00	1,300.00		
DR FY2027	FOURTH OF JULY	1.00	900.00	900.00		
DR FY2027	GUDE OPEN HOUSE	1.00	925.00	925.00		
DR FY2027	HALLOWEEN SPOOKTACULAR	1.00	2,745.00	2,745.00		
DR FY2027	HARVEST MOON HAY RIDE	1.00	1,800.00	1,800.00		
DR FY2027	LAKEFEST	1.00	6,850.00	6,850.00		
DR FY2027	MISC. EVENTS/WOMENS MONTH/VAL. DAY BRUNCH	0.00	0.00	1,000.00		

Budget Worksheet Condensed

For Fiscal: FY2025-2026 Period Ending: Item 8. 6

		FY2023-2024 Total Activity	FY2024-2025 Total Activity	FY2025-2026 Total Budget	FY2025-2026 YTD Activity	FY2026-2027 DR FY2027
DR FY2027	MOVIE PROGRAM	1.00	5,650.00	5,650.00		
DR FY2027	MUSIC AT THE MANSION	0.00	0.00	6,000.00		
DR FY2027	MUSIC ON MAIN	0.00	0.00	2,500.00		
DR FY2027	TOUCH A TRUCK	1.00	3,000.00	3,000.00		
10-5-505-52810	FIELD TRIP PROGRAM	3,782.15	4,851.77	10,000.00	5,557.22	10,000.00
Budget Detail						
Budget Code	Description	Units	Price	Amount		
DR FY2027	TEEN/ADULT TRIPS/PARTIAL FUNDING>M-NCPPC 42513	1.00	10,000.00	10,000.00		
10-5-505-52816	YOUTH PROGRAMS	5,042.69	5,407.47	7,000.00	3,234.77	7,000.00
Budget Detail						
Budget Code	Description	Units	Price	Amount		
DR FY2027	YOUTH SPORT PROGRAMS	1.00	7,000.00	7,000.00		
ExpCategory: 52 - OPERATING EXPENDITURES Total:		83,816.94	100,701.47	134,642.00	71,778.08	139,162.00
ExpCategory: 60 - CAPITAL OUTLAY						
10-5-505-61010	EQUIPMENT ACQUISITION<500	0.00	1,616.32	260.00	0.00	260.00
10-5-505-61020	EQUIPMENT ACQUISITION>500	0.00	2,937.49	0.00	0.00	
ExpCategory: 60 - CAPITAL OUTLAY Total:		0.00	4,553.81	260.00	0.00	260.00
Department: 505 - RECREATION Total:		403,352.72	457,278.11	542,926.00	384,789.71	550,902.00
Department: 510 - MAIN ST POOL PROGRAMS						
ExpCategory: 51 - COMPENSATION						
10-5-510-51020	SALARIES-RECREATIONAL	231,215.78	216,169.00	241,546.00	136,963.12	232,845.00
Budget Detail						
Budget Code	Description	Units	Price	Amount		
DR FY2027	END OF SEASON BONUSES	0.00	0.00	1,500.00		
DR FY2027	PRESEASON PREP. OF POOLS	1.00	2,040.00	2,040.00		
DR FY2027	STAFF SALARIES	1.00	220,245.00	220,245.00		
DR FY2027	SWIM TEAM SALARIES	1.00	9,060.00	9,060.00		
10-5-510-51034	HOLIDAY OVERTIME-REGULAR	20,426.10	10,821.00	12,949.00	7,411.84	12,949.00
10-5-510-51040	OVERTIME-RECREATIONAL	6,211.63	5,635.94	6,135.00	578.28	6,135.00
10-5-510-51071	FICA TAXES	19,725.95	17,829.00	19,823.00	11,088.64	19,273.00
10-5-510-51072	MD FAML I	0.00	0.00	0.00	0.00	567.00
ExpCategory: 51 - COMPENSATION Total:		277,579.46	250,454.94	280,453.00	156,041.88	271,769.00

Budget Worksheet Condensed

For Fiscal: FY2025-2026 Period Ending: Item 8. 6

		FY2023-2024 Total Activity	FY2024-2025 Total Activity	FY2025-2026 Total Budget	FY2025-2026 YTD Activity	FY2026-2027 DR FY2027
ExpCategory: 52 - OPERATING EXPENDITURES						
10-5-510-52015	INSTRUCTORS/INTERPRETERS	1,839.12	627.00	2,000.00	1,255.60	2,000.00
Budget Detail						
Budget Code	Description	Units	Price	Amount		
DR FY2027	CPR RENEWAL & LIFEGUARD	1.00	2,000.00	2,000.00		
10-5-510-52023	LICENSES	1,005.81	1,473.75	1,185.00	1,413.19	1,500.00
Budget Detail						
Budget Code	Description	Units	Price	Amount		
DR FY2027	P.G.CO. POOL & CONCESSION	1.00	1,500.00	1,500.00		
10-5-510-52052	SUBSCRIPTIONS	54.00	299.00	55.00	0.00	55.00
10-5-510-52304	OFFICE EQUIPMENT MAINT	0.00	0.00	280.00	0.00	280.00
Budget Detail						
Budget Code	Description	Units	Price	Amount		
DR FY2027	OFFICE & CONCESSION HARDWARE	1.00	200.00	200.00		
DR FY2027	SAFE MAINTENANCE	1.00	80.00	80.00		
10-5-510-52509	OFFICE SUPPLIES-OTHER	258.06	36.32	0.00	0.00	
10-5-510-52525	CHEMICALS	11,915.84	12,552.12	13,400.00	10,446.54	15,000.00
10-5-510-52531	CONCESSION SUPPLIES	13,840.01	12,350.33	13,140.00	6,413.06	13,140.00
10-5-510-52536	SAFETY SUPPLIES	0.00	434.16	0.00	0.00	
10-5-510-52539	OTHER MISC SUPPLIES	2,038.52	3,670.03	4,500.00	747.85	4,500.00
Budget Detail						
Budget Code	Description	Units	Price	Amount		
DR FY2027	DIVING WELL WRIST BANDS	1.00	160.00	160.00		
DR FY2027	INSTRUCTION SUPPLIES	1.00	500.00	500.00		
DR FY2027	POOL SCHEDULE SOFTWARE	0.00	0.00	500.00		
DR FY2027	SAFETY SUPPLIES	1.00	1,290.00	1,290.00		
DR FY2027	SWIM DIAPERS	1.00	100.00	100.00		
DR FY2027	TELEPOLES/BUOYS/SKIMMERS ETC.	1.00	1,950.00	1,950.00		
10-5-510-52561	UNIFORM PURCHASES	618.00	1,451.14	1,700.00	0.00	1,700.00
Budget Detail						
Budget Code	Description	Units	Price	Amount		
DR FY2027	GUARD SUITS, SHIRTS & WHISTLES	1.00	1,700.00	1,700.00		
10-5-510-52804	SPECIAL EVENTS	74.00	0.00	1,000.00	0.00	1,000.00

Budget Worksheet Condensed

For Fiscal: FY2025-2026 Period Ending: Item 8. 6

		FY2023-2024 Total Activity	FY2024-2025 Total Activity	FY2025-2026 Total Budget	FY2025-2026 YTD Activity	FY2026-2027 DR FY2027
Budget Detail						
Budget Code	Description	Units	Price	Amount		
DR FY2027	POOL EVENTS/PARTIAL FUNDING>M-NCPPC 42513	1.00	1,000.00	1,000.00		
ExpCategory: 52 - OPERATING EXPENDITURES Total:		31,643.36	32,893.85	37,260.00	20,276.24	39,175.00
ExpCategory: 60 - CAPITAL OUTLAY						
10-5-510-61010	EQUIPMENT ACQUISITION<500	1,347.91	0.00	0.00	209.00	
10-5-510-61020	EQUIPMENT ACQUISITION>500	0.00	0.00	13,100.00	12,628.58	
ExpCategory: 60 - CAPITAL OUTLAY Total:		1,347.91	0.00	13,100.00	12,837.58	0.00
Department: 510 - MAIN ST POOL PROGRAMS Total:		310,570.73	283,348.79	330,813.00	189,155.70	310,944.00
Department: 515 - ROBERT J. DIPIETRO COMMUNITY CENTER						
ExpCategory: 51 - COMPENSATION						
10-5-515-51011	SALARIES-REGULAR	73,133.54	76,825.84	81,662.00	61,776.40	85,787.00
10-5-515-51020	SALARIES-RECREATIONAL	2,667.77	1,767.01	0.00	0.00	
10-5-515-51021	SALARIES-AUXILIARY	125,675.72	130,709.95	167,130.00	112,516.30	135,000.00
10-5-515-51034	HOLIDAY OVERTIME-REGULAR	878.77	2,455.62	2,159.00	2,035.90	2,159.00
10-5-515-51041	OVERTIME-AUXILIARY	75.49	0.00	0.00	0.00	
10-5-515-51071	FICA TAXES	14,927.09	15,590.55	19,198.00	13,095.52	17,056.00
10-5-515-51072	MD FAML I	0.00	0.00	0.00	0.00	502.00
ExpCategory: 51 - COMPENSATION Total:		217,358.38	227,348.97	270,149.00	189,424.12	240,504.00
ExpCategory: 52 - OPERATING EXPENDITURES						
10-5-515-52015	INSTRUCTORS/INTERPRETERS	33,351.79	42,227.57	58,000.00	26,468.46	58,000.00
Budget Detail						
Budget Code	Description	Units	Price	Amount		
DR FY2027	CLASS INSTRUCTORS	1.00	58,000.00	58,000.00		
10-5-515-52052	SUBSCRIPTIONS	191.86	540.53	200.00	177.87	200.00
Budget Detail						
Budget Code	Description	Units	Price	Amount		
DR FY2027	FITNESS ROOM & GAME ROOM	1.00	200.00	200.00		
10-5-515-52304	OFFICE EQUIPMENT MAINT	1,320.78	420.18	1,820.00	680.31	3,000.00
Budget Detail						
Budget Code	Description	Units	Price	Amount		
DR FY2027	AUDIO VISUAL EQUIPMENT	1.00	200.00	200.00		
DR FY2027	COPIER SERVICE CONTRACT	1.00	1,720.00	1,720.00		
DR FY2027	COPIER SUPPLIES	1.00	1,000.00	1,000.00		

Budget Worksheet Condensed

For Fiscal: FY2025-2026 Period Ending: Item 8. 6

		FY2023-2024 Total Activity	FY2024-2025 Total Activity	FY2025-2026 Total Budget	FY2025-2026 YTD Activity	FY2026-2027 DR FY2027
DR FY2027	SAFE MAINTENANCE	1.00	80.00	80.00		
10-5-515-52306	BUILDING EQUIPMENT MAINT	1,601.09	1,981.04	3,940.00	1,183.75	4,300.00
Budget Detail						
Budget Code	Description	Units	Price	Amount		
DR FY2027	MONTHLY FITNESS EQUIPMENT	1.00	2,418.00	2,418.00		
DR FY2027	REPAIR/PARTS NOT ON WARRANTY	1.00	1,882.00	1,882.00		
10-5-515-52504	DESK SUPPLIES	481.75	453.43	500.00	0.00	500.00
10-5-515-52509	OFFICE SUPPLIES-OTHER	147.01	375.52	500.00	49.99	500.00
Budget Detail						
Budget Code	Description	Units	Price	Amount		
DR FY2027	EQUIPMENT SUPPLIES	1.00	500.00	500.00		
10-5-515-52531	CONCESSION SUPPLIES	1,208.69	2,492.94	1,000.00	441.07	1,000.00
Budget Detail						
Budget Code	Description	Units	Price	Amount		
DR FY2027	PRESCHOOL & CENTER EVENTS/PARTIAL FUNDING >M-NCPPC	1.00	1,000.00	1,000.00		
10-5-515-52539	OTHER MISC SUPPLIES	3,098.54	3,294.60	4,050.00	814.41	4,050.00
Budget Detail						
Budget Code	Description	Units	Price	Amount		
DR FY2027	AFTER SCHOOL PROGRAMS	1.00	100.00	100.00		
DR FY2027	CLASS AND WORKSHOPS	1.00	200.00	200.00		
DR FY2027	GRAPHIC/BULLETIN BOARDS	1.00	200.00	200.00		
DR FY2027	GYM AND GAME ROOM	1.00	1,200.00	1,200.00		
DR FY2027	KITCHEN SUPPLIES	1.00	350.00	350.00		
DR FY2027	PRESCHOOL PROGRAM/PARTIAL FUNDING M-NCPPC	1.00	2,000.00	2,000.00		
10-5-515-52561	UNIFORM PURCHASES	800.00	859.58	1,300.00	0.00	1,300.00
ExpCategory: 52 - OPERATING EXPENDITURES Total:		42,201.51	52,645.39	71,310.00	29,815.86	72,850.00
ExpCategory: 60 - CAPITAL OUTLAY						
10-5-515-61010	EQUIPMENT ACQUISITION<500	548.39	237.98	0.00	298.33	
10-5-515-61020	EQUIPMENT ACQUISITION>500	797.05	500.00	0.00	0.00	
ExpCategory: 60 - CAPITAL OUTLAY Total:		1,345.44	737.98	0.00	298.33	0.00
Department: 515 - ROBERT J. DIPIETRO COMMUNITY CENTER Total:		260,905.33	280,732.34	341,459.00	219,538.31	313,354.00

Budget Worksheet Condensed

For Fiscal: FY2025-2026 Period Ending: Item 8. 6

		FY2023-2024 Total Activity	FY2024-2025 Total Activity	FY2025-2026 Total Budget	FY2025-2026 YTD Activity	FY2026-2027 DR FY2027
Department: 520 - GREENVIEW DR PROGRAMS						
ExpCategory: 51 - COMPENSATION						
10-5-520-51020	SALARIES-RECREATIONAL	25,173.15	54,612.85	86,575.00	54,884.50	75,441.00
10-5-520-51034	HOLIDAY OVERTIME	46.01	4,061.00	4,101.00	3,238.57	4,101.00
10-5-520-51040	OVERTIME-RECREATIONAL	0.00	0.00	1,282.00	0.00	1,282.00
10-5-520-51071	FICA TAXES	1,929.30	4,455.54	7,035.00	4,446.63	6,184.00
10-5-520-51072	MD FAML I	0.00	0.00	0.00	0.00	182.00
ExpCategory: 51 - COMPENSATION Total:		27,148.46	63,129.39	98,993.00	62,569.70	87,190.00
ExpCategory: 52 - OPERATING EXPENDITURES						
10-5-520-52023	LICENSES	1,005.80	1,185.00	1,185.00	1,413.20	1,500.00
10-5-520-52304	OFFICE EQUIPMENT MAINTEN...	0.00	0.00	0.00	0.00	
10-5-520-52509	OFFICE SUPPLIES-OTHER	57.98	105.23	0.00	0.00	
10-5-520-52525	CHEMICALS	5,148.44	5,101.49	4,000.00	4,377.42	7,000.00
10-5-520-52531	CONCESSION SUPPLIES	2,827.98	2,395.14	3,000.00	1,079.99	3,000.00
10-5-520-52536	SAFETY SUPPLIES	0.00	434.16	0.00	0.00	
10-5-520-52539	OTHER MISC SUPPLIES	843.38	619.18	1,500.00	599.81	1,500.00
10-5-520-52561	UNIFORM PURCHASES	200.00	700.68	1,000.00	0.00	1,000.00
10-5-520-52804	SPECIAL EVENTS	0.00	0.00	200.00	0.00	200.00
ExpCategory: 52 - OPERATING EXPENDITURES Total:		10,083.58	10,540.88	10,885.00	7,470.42	14,200.00
ExpCategory: 60 - CAPITAL OUTLAY						
10-5-520-61010	EQUIPMENT ACQUISITION<\$500	680.71	0.00	0.00	209.00	
10-5-520-61020	EQUIPMENT ACQUISITION>\$500	0.00	0.00	0.00	0.00	2,500.00
Budget Detail						
Budget Code	Description	Units	Price	Amount		
DR FY2027	LANE LINES	1.00	2,500.00	2,500.00		
ExpCategory: 60 - CAPITAL OUTLAY Total:		680.71	0.00	0.00	209.00	2,500.00
Department: 520 - GREENVIEW DR PROGRAMS Total:		37,912.75	73,670.27	109,878.00	70,249.12	103,890.00
Department: 525 - ARMORY COMMUNITY CTR PROG						
ExpCategory: 51 - COMPENSATION						
10-5-525-51011	SALARIES-REGULAR	67,029.75	70,414.40	73,987.00	56,833.00	77,740.00
10-5-525-51020	SALARIES-RECREATIONAL	39,984.04	1,984.32	0.00	0.00	
10-5-525-51021	SALARIES-AUXILIARY	79,871.76	111,551.89	120,001.00	89,282.27	100,000.00

Budget Worksheet Condensed

For Fiscal: FY2025-2026 Period Ending: Item 8. 6

		FY2023-2024	FY2024-2025	FY2025-2026	FY2025-2026	FY2026-2027
		Total Activity	Total Activity	Total Budget	YTD Activity	DR FY2027
Budget Detail						
Budget Code	Description	Units	Price	Amount		
DR FY2027	PARTIAL FUNDING>M-NCPPC 42516	1.00	100,000.00	100,000.00		
10-5-525-51034	HOLIDAY OVERTIME-REGULAR	1,087.40	1,999.90	3,041.00	1,811.99	2,500.00
10-5-525-51071	FICA TAXES	14,012.49	13,741.98	15,073.00	11,004.24	13,789.00
10-5-525-51072	MD FAML I	0.00	0.00	0.00	0.00	406.00
ExpCategory: 51 - COMPENSATION Total:		201,985.44	199,692.49	212,102.00	158,931.50	194,435.00
ExpCategory: 52 - OPERATING EXPENDITURES						
10-5-525-52304	OFFICE EQUIPMENT MAINT	0.00	0.00	80.00	0.00	80.00
Budget Detail						
Budget Code	Description	Units	Price	Amount		
DR FY2027	SAFE MAINTENANCE	1.00	80.00	80.00		
10-5-525-52306	BUILDING EQUIPMENT MAINT	2,248.24	1,379.00	3,940.00	2,663.12	4,300.00
Budget Detail						
Budget Code	Description	Units	Price	Amount		
DR FY2027	FITNESS PARTS NOT ON WARRANTY	1.00	1,882.00	1,882.00		
DR FY2027	MONTHLY FITNESS EQUIPMENT CONTRACT	1.00	2,418.00	2,418.00		
10-5-525-52504	DESK SUPPLIES	167.31	107.23	200.00	62.92	200.00
10-5-525-52509	OFFICE SUPPLIES-OTHER	281.70	313.19	500.00	486.13	500.00
10-5-525-52531	CONCESSION SUPPLIES	136.76	175.00	200.00	13.23	200.00
Budget Detail						
Budget Code	Description	Units	Price	Amount		
DR FY2027	SUPPLIES FOR CENTER EVENTS	1.00	200.00	200.00		
10-5-525-52539	OTHER MISC SUPPLIES	829.20	1,136.38	1,300.00	616.30	1,300.00
Budget Detail						
Budget Code	Description	Units	Price	Amount		
DR FY2027	AFTERSCHOOL PROGRAM	1.00	525.00	525.00		
DR FY2027	CLASS/WORKSHOP SUPPLIES	1.00	200.00	200.00		
DR FY2027	GENERAL RECREATION SUPPLIES	1.00	575.00	575.00		
10-5-525-52561	UNIFORM PURCHASES	500.00	954.00	1,200.00	7.72	1,200.00
Budget Detail						
Budget Code	Description	Units	Price	Amount		
DR FY2027	AUXILIARY STAFF	1.00	1,200.00	1,200.00		
ExpCategory: 52 - OPERATING EXPENDITURES Total:		4,163.21	4,064.80	7,420.00	3,849.42	7,780.00

Budget Worksheet Condensed

For Fiscal: FY2025-2026 Period Ending: Item 8. 6

		FY2023-2024 Total Activity	FY2024-2025 Total Activity	FY2025-2026 Total Budget	FY2025-2026 YTD Activity	FY2026-2027 DR FY2027
ExpCategory: 60 - CAPITAL OUTLAY						
10-5-525-61020	EQUIPMENT ACQUISITION>500	0.00	0.00	0.00	0.00	1,000.00
Budget Detail						
Budget Code	Description	Units	Price	Amount		
DR FY2027	AIR HOCKEY TABLE	0.00	0.00	1,000.00		
ExpCategory: 60 - CAPITAL OUTLAY Total:		0.00	0.00	0.00	0.00	1,000.00
Department: 525 - ARMORY COMMUNITY CTR PROG Total:		206,148.65	203,757.29	219,522.00	162,780.92	203,215.00
Department: 530 - HUMAN SERVICES-LAUREL HELPING HANDS						
ExpCategory: 51 - COMPENSATION						
10-5-530-51011	SALARIES-REGULAR	165,467.72	50,719.29	208,439.00	79,313.58	220,472.00
10-5-530-51021	SALARIES-AUXILIARY	0.00	0.00	0.00	0.00	
10-5-530-51071	FICA TAXES	12,372.40	3,786.42	15,947.00	6,070.71	16,867.00
10-5-530-51072	MD FAML I	0.00	0.00	0.00	0.00	461.00
ExpCategory: 51 - COMPENSATION Total:		177,840.12	54,505.71	224,386.00	85,384.29	237,800.00
ExpCategory: 52 - OPERATING EXPENDITURES						
10-5-530-52016	GENERAL CONSULTANTS	0.00	23,023.00	4,850.00	1,650.00	1,500.00
Budget Detail						
Budget Code	Description	Units	Price	Amount		
DR FY2027	MENTAL HEALTH/WELLNESS YOUTH PROGRAMMING	2.00	750.00	1,500.00		
10-5-530-52020	OUTSIDE SERVICES-OTHER	771.74	0.00	0.00	0.00	
Budget Detail						
Budget Code	Description	Units	Price	Amount		
DR FY2027	Imported Budget Adjustment: PROGRAM AND OPERATIONA	0.00	0.00	-3,200.00		
DR FY2027	MED. INSURANCE CREDENTIALING/3 STAFF	1.00	3,200.00	3,200.00		
10-5-530-52023	LICENSES	350.00	0.00	1,050.00	0.00	600.00
Budget Detail						
Budget Code	Description	Units	Price	Amount		
DR FY2027	STAFF PROFESSIONAL LICENSES	2.00	300.00	600.00		
10-5-530-52051	MEMBERSHIP DUES	695.00	650.00	650.00	650.00	650.00
Budget Detail						
Budget Code	Description	Units	Price	Amount		
DR FY2027	MAYSB MEMBERSHIP DUES	1.00	650.00	650.00		
10-5-530-52072	PRINTING-FLYERS	1,252.85	0.00	452.00	0.00	

Budget Worksheet Condensed

For Fiscal: FY2025-2026 Period Ending: Item 8. 6

		FY2023-2024 Total Activity	FY2024-2025 Total Activity	FY2025-2026 Total Budget	FY2025-2026 YTD Activity	FY2026-2027 DR FY2027
10-5-530-52073	PRINTING-FORMS	0.00	0.00	48.00	95.00	50.00
10-5-530-52079	PRINTING-MISCELLANEOUS	0.00	30.75	0.00	0.00	
Budget Detail						
Budget Code	Description	Units	Price	Amount		
DR FY2027	Imported Budget Adjustment: PROGRAM AND OPERATIONA	0.00	0.00	-2,750.00		
DR FY2027	MENTAL HEALTH PUBLICATIONS	0.00	0.00	2,750.00		
10-5-530-52081	BOOKS & PUBLICATIONS	0.00	0.00	200.00	0.00	
10-5-530-52421	PER DIEM	0.00	0.00	320.00	0.00	350.00
10-5-530-52422	HOTEL/TRAVEL	0.00	0.00	1,525.00	0.00	900.00
Budget Detail						
Budget Code	Description	Units	Price	Amount		
DR FY2027	ACA CONFERENCE LODGING	0.00	0.00	900.00		
10-5-530-52429	TRAVEL-OTHER	15.00	0.00	200.00	0.00	900.00
Budget Detail						
Budget Code	Description	Units	Price	Amount		
DR FY2027	AIRFARE (ORLANDO, FL)	1.00	700.00	700.00		
DR FY2027	MILEAGE WHEN CITY VEHICLE IS NOT AVAILABLE	0.00	0.00	200.00		
10-5-530-52449	CONF & CONVENTIONS-OTHER	350.00	0.00	1,190.00	175.00	1,175.00
Budget Detail						
Budget Code	Description	Units	Price	Amount		
DR FY2027	ACA CONFERENCE REGISTRATION	0.00	0.00	675.00		
DR FY2027	MAYSB CONFERENCE	2.00	250.00	500.00		
10-5-530-52509	OFFICE SUPPLIES-OTHER	764.69	-4.20	500.00	248.17	250.00
10-5-530-52531	CONCESSION SUPPLIES	299.12	594.70	2,100.00	487.01	3,000.00
Budget Detail						
Budget Code	Description	Units	Price	Amount		
DR FY2027	MENTAL HEALTH SYMPOSIUM	1.00	3,000.00	3,000.00		
10-5-530-52539	OTHER MISC SUPPLIES	21.98	0.00	200.00	35.99	100.00
Budget Detail						
Budget Code	Description	Units	Price	Amount		
DR FY2027	WORKSHOP MATERIALS (JOURNALS ETC)	1.00	100.00	100.00		
10-5-530-52561	UNIFORM PURCHASES	90.00	158.49	600.00	275.72	600.00

Budget Worksheet Condensed

For Fiscal: FY2025-2026 Period Ending: Item 8. 6

		FY2023-2024 Total Activity	FY2024-2025 Total Activity	FY2025-2026 Total Budget	FY2025-2026 YTD Activity	FY2026-2027 DR FY2027
10-5-530-52604	OTHER GIFTS & AWARDS	2,711.21	1,503.18	1,500.00	461.14	4,000.00
Budget Detail						
Budget Code	Description	Units	Price	Amount		
DR FY2027	PROMOTIONAL ITEMS	0.00	0.00	1,000.00		
DR FY2027	WORKSHOP GIFT CARDS	60.00	50.00	3,000.00		
ExpCategory: 52 - OPERATING EXPENDITURES Total:		7,321.59	25,955.92	15,385.00	4,078.03	14,075.00
Department: 530 - HUMAN SERVICES-LAUREL HELPING HANDS Total:		185,161.71	80,461.63	239,771.00	89,462.32	251,875.00
Department: 535 - GUDE LAKEHOUSE PROGRAMS						
ExpCategory: 51 - COMPENSATION						
10-5-535-51020	SALARIES-RECREATIONAL	2,909.02	11,385.01	14,520.00	0.00	11,768.00
Budget Detail						
Budget Code	Description	Units	Price	Amount		
DR FY2027	LAKEHOUSE & BOATING OPERATION	1.00	11,768.00	11,768.00		
10-5-535-51021	SALARIES-AUXILIARY	5,201.70	2,669.06	6,963.00	0.00	4,500.00
Budget Detail						
Budget Code	Description	Units	Price	Amount		
DR FY2027	SHIFT SUPRV./LAKE & BOAT OPER.	1.00	4,500.00	4,500.00		
10-5-535-51071	FICA TAXES	620.44	1,075.13	1,644.00	0.00	1,245.00
10-5-535-51072	MD FAML I	0.00	0.00	0.00	0.00	38.00
ExpCategory: 51 - COMPENSATION Total:		8,731.16	15,129.20	23,127.00	0.00	17,551.00
ExpCategory: 52 - OPERATING EXPENDITURES						
10-5-535-52023	LICENSES	295.82	458.39	435.00	446.28	600.00
Budget Detail						
Budget Code	Description	Units	Price	Amount		
DR FY2027	CONCESSION LICENSE	1.00	600.00	600.00		
10-5-535-52531	CONCESSION SUPPLIES	635.36	652.26	700.00	28.97	700.00
10-5-535-52539	OTHER MISC SUPPLIES	681.05	441.97	965.00	119.99	965.00
Budget Detail						
Budget Code	Description	Units	Price	Amount		
DR FY2027	BOAT SUPPLIES/REPL. PARTS	1.00	800.00	800.00		
DR FY2027	Imported Budget Adjustment: PG COUNTY HEALTH DEPT	0.00	0.00	-35.00		
DR FY2027	SAFETY SUPPLIES	1.00	200.00	200.00		
10-5-535-52561	UNIFORM PURCHASES	200.00	565.50	600.00	0.00	600.00
ExpCategory: 52 - OPERATING EXPENDITURES Total:		1,812.23	2,118.12	2,700.00	595.24	2,865.00

Budget Worksheet Condensed

For Fiscal: FY2025-2026 Period Ending: Item 8. 6

		FY2023-2024 Total Activity	FY2024-2025 Total Activity	FY2025-2026 Total Budget	FY2025-2026 YTD Activity	FY2026-2027 DR FY2027
ExpCategory: 60 - CAPITAL OUTLAY						
10-5-535-61010	EQUIPMENT ACQUISITION<500	197.89	0.00	0.00	239.99	
10-5-535-61020	EQUIPMENT ACQUISITION>500	0.00	0.00	7,000.00	0.00	8,500.00
Budget Detail						
Budget Code	Description	Units	Price	Amount		
DR FY2027	PADDLE BOATS	1.00	8,500.00	8,500.00		
ExpCategory: 60 - CAPITAL OUTLAY Total:		197.89	0.00	7,000.00	239.99	8,500.00
Department: 535 - GUDE LAKEHOUSE PROGRAMS Total:		10,741.28	17,247.32	32,827.00	835.23	28,916.00
Department: 550 - SENIOR SERVICES						
ExpCategory: 51 - COMPENSATION						
10-5-550-51011	SALARIES-REGULAR	92,881.93	96,634.31	100,027.00	76,287.40	104,340.00
10-5-550-51021	SALARIES-AUXILIARY	119,494.78	118,335.57	130,567.00	81,644.31	125,000.00
Budget Detail						
Budget Code	Description	Units	Price	Amount		
DR FY2027	PARTIAL FUNDING>M-NCPPC 42515	1.00	125,000.00	125,000.00		
10-5-550-51034	HOLIDAY OVERTIME	169.79	0.00	0.00	0.00	
10-5-550-51071	FICA TAXES	16,082.17	16,249.32	17,641.00	11,933.42	17,545.00
10-5-550-51072	MD FAML I	0.00	0.00	0.00	0.00	517.00
ExpCategory: 51 - COMPENSATION Total:		228,628.67	231,219.20	248,235.00	169,865.13	247,402.00
ExpCategory: 52 - OPERATING EXPENDITURES						
10-5-550-52015	INSTRUCTORS/INTERPRETERS	2,546.25	11,506.60	5,100.00	6,623.40	5,100.00
Budget Detail						
Budget Code	Description	Units	Price	Amount		
DR FY2027	PARTIAL FUNDING>M-NCPPC 42515	1.00	5,100.00	5,100.00		
10-5-550-52072	PRINTING-FLYERS	4,757.70	6,467.30	5,800.00	3,217.70	5,800.00
Budget Detail						
Budget Code	Description	Units	Price	Amount		
DR FY2027	PARTIAL FUNDING>M-NCPPC 42515	1.00	5,800.00	5,800.00		
10-5-550-52509	OFFICE SUPPLIES-OTHER	50.80	38.57	600.00	759.65	600.00
10-5-550-52531	CONCESSION SUPPLIES	0.00	3,935.20	1,700.00	719.97	1,700.00
Budget Detail						
Budget Code	Description	Units	Price	Amount		
DR FY2027	PARTIAL FUNDING>M-NCPPC 42515 FOOD/PAPER	1.00	1,700.00	1,700.00		

Budget Worksheet Condensed

For Fiscal: FY2025-2026 Period Ending: Item 8. 6

		FY2023-2024 Total Activity	FY2024-2025 Total Activity	FY2025-2026 Total Budget	FY2025-2026 YTD Activity	FY2026-2027 DR FY2027
10-5-550-52539	OTHER MISC SUPPLIES	273.82	101.11	1,200.00	235.64	1,200.00
Budget Detail						
Budget Code	Description	Units	Price	Amount		
DR FY2027	PARTIAL FUNDING>M-NCPPC 42515	1.00	600.00	600.00		
DR FY2027	PROG/KITCHEN	1.00	600.00	600.00		
10-5-550-52561	UNIFORM PURCHASES	401.00	866.54	1,000.00	751.92	1,000.00
Budget Detail						
Budget Code	Description	Units	Price	Amount		
DR FY2027	AUXILIARY STAFF/PARTIAL FUNDING>M-NCPPC 52515	1.00	800.00	800.00		
DR FY2027	FULL TIME STAFF	1.00	200.00	200.00		
10-5-550-52604	OTHER GIFTS & AWARDS	0.00	499.54	365.00	0.00	365.00
Budget Detail						
Budget Code	Description	Units	Price	Amount		
DR FY2027	PARTIAL FUNDING>M-NCPPC 42515	1.00	0.00	0.00		
DR FY2027	VOLUNTEER AWARDS	1.00	365.00	365.00		
10-5-550-52804	SPECIAL EVENTS	8,060.98	3,115.65	8,535.00	2,121.30	8,535.00
Budget Detail						
Budget Code	Description	Units	Price	Amount		
DR FY2027	SENIOR EVENTS/PARTIAL FUNDING .M-NCPPC	1.00	8,535.00	8,535.00		
10-5-550-52810	FIELD TRIP PROGRAM	9,819.94	10,458.68	10,000.00	9,607.61	10,000.00
Budget Detail						
Budget Code	Description	Units	Price	Amount		
DR FY2027	PARTIAL FUNDING>M-NCPPC 42515	1.00	10,000.00	10,000.00		
ExpCategory: 52 - OPERATING EXPENDITURES Total:		25,910.49	36,989.19	34,300.00	24,037.19	34,300.00
ExpCategory: 60 - CAPITAL OUTLAY						
10-5-550-61010	EQUIPMENT ACQUISITION<500	259.99	0.00	0.00	0.00	
ExpCategory: 60 - CAPITAL OUTLAY Total:		259.99	0.00	0.00	0.00	0.00
Department: 550 - SENIOR SERVICES Total:		254,799.15	268,208.39	282,535.00	193,902.32	281,702.00
Department: 650 - PRINCIPAL						
ExpCategory: 56 - DEBT SERVICES						
10-5-650-56116	2016 LGIF PRINCIPAL	545,000.00	555,000.00	545,000.00	0.00	
10-5-650-56117	2024 LGIF-PRINCIPAL	0.00	365,572.07	385,000.00	0.00	385,000.00
10-5-650-56136	LOAN PRIN-2184 PNC2021	144,610.22	146,696.69	144,653.00	86,431.54	144,653.00

Budget Worksheet Condensed

For Fiscal: FY2025-2026 Period Ending: Item 8. 6

		FY2023-2024 Total Activity	FY2024-2025 Total Activity	FY2025-2026 Total Budget	FY2025-2026 YTD Activity	FY2026-2027 DR FY2027
10-5-650-56137	LOAN PRIN-2814 PNC2021	151,288.43	153,515.72	151,374.00	90,483.43	151,374.00
	ExpCategory: 56 - DEBT SERVICES Total:	840,898.65	1,220,784.48	1,226,027.00	176,914.97	681,027.00
	Department: 650 - PRINCIPAL Total:	840,898.65	1,220,784.48	1,226,027.00	176,914.97	681,027.00
Department: 651 - INTEREST						
ExpCategory: 56 - DEBT SERVICES						
10-5-651-56216	2016 LGIF INTEREST	25,143.80	24,507.56	34,427.00	6,787.03	
10-5-651-56217	2024 LGIF-INTEREST	0.00	151,955.01	369,155.00	51,542.79	369,155.00
10-5-651-56236	LOAN INT-2184 PNC2021	15,563.02	13,476.55	15,522.00	7,002.85	15,522.00
10-5-651-56237	LOAN INT-2814 PNC2021	16,327.81	14,100.52	16,243.00	7,292.71	16,243.00
	ExpCategory: 56 - DEBT SERVICES Total:	57,034.63	204,039.64	435,347.00	72,625.38	400,920.00
	Department: 651 - INTEREST Total:	57,034.63	204,039.64	435,347.00	72,625.38	400,920.00
Department: 652 - RETIREMENT						
ExpCategory: 52 - OPERATING EXPENDITURES						
10-5-652-52020	OUTSIDE SERVICES-OTHER	3,000.00	7,696.00	20,000.00	13,000.00	20,000.00
	ExpCategory: 52 - OPERATING EXPENDITURES Total:	3,000.00	7,696.00	20,000.00	13,000.00	20,000.00
ExpCategory: 53 - EMPLOYEE BENEFITS						
10-5-652-53305	EMPLOYER PENSION CONTRIB	2,797,075.00	2,999,530.00	2,528,030.00	2,528,030.00	2,307,123.00
Budget Detail	Description	Units	Price	Amount		
DR FY2027	FY2027 CITY CONTRIB>ACTUARY	1.00	2,307,123.00	2,307,123.00		
	ExpCategory: 53 - EMPLOYEE BENEFITS Total:	2,797,075.00	2,999,530.00	2,528,030.00	2,528,030.00	2,307,123.00
	Department: 652 - RETIREMENT Total:	2,800,075.00	3,007,226.00	2,548,030.00	2,541,030.00	2,327,123.00
Department: 654 - PROPERTY INSURANCE						
ExpCategory: 52 - OPERATING EXPENDITURES						
10-5-654-52020	OUTSIDE SERVICES-OTHER	2,170.00	18,000.00	16,000.00	10,500.00	16,000.00
Budget Detail	Description	Units	Price	Amount		
DR FY2027	INSURANCE CONSULTANT SERVICES	1.00	16,000.00	16,000.00		
	ExpCategory: 52 - OPERATING EXPENDITURES Total:	2,170.00	18,000.00	16,000.00	10,500.00	16,000.00

		FY2023-2024	FY2024-2025	FY2025-2026	FY2025-2026	FY2026-2027
		Total Activity	Total Activity	Total Budget	YTD Activity	DR FY2027
ExpCategory: 53 - EMPLOYEE BENEFITS						
10-5-654-53435	LIABILITY-PRIMARY POLICY	299,921.25	298,539.02	387,955.00	327,807.55	475,055.00
Budget Detail						
Budget Code	Description	Units	Price	Amount		
DR FY2027	AUTO LIABILITY & PHY DAMAGE	1.00	192,000.00	192,000.00		
DR FY2027	CYBER INSURANCE	1.00	42,875.00	42,875.00		
DR FY2027	DEDUCTIBLE-AUTO	1.00	15,000.00	15,000.00		
DR FY2027	GENERAL LIABILITY	1.00	16,500.00	16,500.00		
DR FY2027	LOSS CONTROL CREDIT	1.00	-6,000.00	-6,000.00		
DR FY2027	POLICE LEGAL LIABILITY	1.00	138,600.00	138,600.00		
DR FY2027	PUBLIC OFFICIAL LEGAL LIABILIT	1.00	60,000.00	60,000.00		
DR FY2027	PUBLIC OFFICIALS EMPLOYMENT PRATICES	1.00	15,000.00	15,000.00		
DR FY2027	VOLUNTEER INSURANCE	1.00	1,080.00	1,080.00		
10-5-654-53445	PROPERTY INSURANCE	77,331.00	73,010.00	100,073.00	80,881.00	132,650.00
Budget Detail						
Budget Code	Description	Units	Price	Amount		
DR FY2027	POLICY PREMIUM REAL & PERSONAL	1.00	138,650.00	138,650.00		
DR FY2027	RATE STABILAZATION CREDIT	1.00	-6,000.00	-6,000.00		
10-5-654-53450	BOILER & MACHINERY	1,779.00	-1,042.00	2,000.00	-1,324.00	2,201.00
Budget Detail						
Budget Code	Description	Units	Price	Amount		
DR FY2027	BOILER & MACHINERY	1.00	2,201.00	2,201.00		
10-5-654-53455	ENVIRONMENTAL INSURANCE	0.00	0.00	22,000.00	19,968.00	
10-5-654-53460	EXCESS LIABILITY	17,952.00	26,052.00	37,736.00	26,128.00	45,283.00
Budget Detail						
Budget Code	Description	Units	Price	Amount		
DR FY2027	EXCESS LIABILITY 5 MIL LIMIT	1.00	45,283.00	45,283.00		
10-5-654-53470	INSURANCE DEDUCTIBLES	-3,244.61	5,806.98	60,000.00	-810.20	60,000.00
Budget Detail						
Budget Code	Description	Units	Price	Amount		
DR FY2027	AUTOMOTIVE DEDUCTIBLE	1.00	15,000.00	15,000.00		
DR FY2027	FLOOD DEDUCTIBLE	1.00	20,000.00	20,000.00		
DR FY2027	LITIGATION	1.00	15,000.00	15,000.00		
DR FY2027	PROPERTY DEDUCTIBLE	1.00	10,000.00	10,000.00		
ExpCategory: 53 - EMPLOYEE BENEFITS Total:		393,738.64	402,366.00	609,764.00	452,650.35	715,189.00
Department: 654 - PROPERTY INSURANCE Total:		395,908.64	420,366.00	625,764.00	463,150.35	731,189.00

		FY2023-2024 Total Activity	FY2024-2025 Total Activity	FY2025-2026 Total Budget	FY2025-2026 YTD Activity	FY2026-2027 DR FY2027
Department: 655 - BONDING INSURANCE						
ExpCategory: 53 - EMPLOYEE BENEFITS						
10-5-655-53430	BONDS, FORGERY, CASH/CKS	20,935.00	21,245.00	29,600.00	6,932.00	30,200.00
Budget Detail						
Budget Code	Description	Units	Price	Amount		
DR FY2027	BOARD OF TRUSTEES-FIDUCIARY	1.00	22,000.00	22,000.00		
DR FY2027	CRIME INSURANCE	1.00	6,600.00	6,600.00		
DR FY2027	TREASURER'S BOND	1.00	1,600.00	1,600.00		
ExpCategory: 53 - EMPLOYEE BENEFITS Total:		20,935.00	21,245.00	29,600.00	6,932.00	30,200.00
Department: 655 - BONDING INSURANCE Total:		20,935.00	21,245.00	29,600.00	6,932.00	30,200.00
Department: 656 - EMPLOYEE INSURANCE						
ExpCategory: 51 - COMPENSATION						
10-5-656-51110	UNEMPLOYMENT REIMBURSE...	3,588.04	0.00	15,000.00	2,586.20	10,000.00
ExpCategory: 51 - COMPENSATION Total:		3,588.04	0.00	15,000.00	2,586.20	10,000.00
ExpCategory: 53 - EMPLOYEE BENEFITS						
10-5-656-53405	HEALTH INSURANCE-EMPLOYE...	2,676,420.25	3,128,633.17	3,362,970.00	2,231,351.09	3,378,011.00
10-5-656-53406	HEALTH INSURANCE-RETIRES	285,829.72	300,073.37	307,165.00	273,819.74	327,465.00
10-5-656-53410	LIFE INSURANCE	32,766.52	33,340.38	41,000.00	24,528.34	41,000.00
10-5-656-53415	LONG TERM DISABILITY INS	42,408.44	43,595.99	41,500.00	35,158.32	44,000.00
10-5-656-53420	WORKERS COMPENSATION	649,138.00	789,249.00	798,980.00	790,309.00	915,000.00
10-5-656-53425	POLICE AD&D	2,586.00	2,550.00	3,000.00	2,570.00	2,700.00
ExpCategory: 53 - EMPLOYEE BENEFITS Total:		3,689,148.93	4,297,441.91	4,554,615.00	3,357,736.49	4,708,176.00
Department: 656 - EMPLOYEE INSURANCE Total:		3,692,736.97	4,297,441.91	4,569,615.00	3,360,322.69	4,718,176.00
Department: 657 - MISC FINANCIAL USES						
ExpCategory: 57 - MIS FINANCE USES						
10-5-657-57105	OPERATING TRANSFER TO CIP	2,122,242.00	2,465,203.00	6,103,582.00	5,700,000.00	1,043,009.00
10-5-657-57109	OPER TSF>LMSC	185,479.00	0.00	0.00	0.00	
ExpCategory: 57 - MIS FINANCE USES Total:		2,307,721.00	2,465,203.00	6,103,582.00	5,700,000.00	1,043,009.00
Department: 657 - MISC FINANCIAL USES Total:		2,307,721.00	2,465,203.00	6,103,582.00	5,700,000.00	1,043,009.00
Department: 658 - SPECIAL TAXING DISTRICT						
ExpCategory: 52 - OPERATING EXPENDITURES						
10-5-658-52625	CONTRIBUTION-BUS SERVICE	75,000.00	75,000.00	75,000.00	18,750.00	75,000.00
ExpCategory: 52 - OPERATING EXPENDITURES Total:		75,000.00	75,000.00	75,000.00	18,750.00	75,000.00

	FY2023-2024 Total Activity	FY2024-2025 Total Activity	FY2025-2026 Total Budget	FY2025-2026 YTD Activity	FY2026-2027 DR FY2027
ExpCategory: 57 - MIS FINANCE USES					
10-5-658-57105 OPERATING TRANSFER-CIP	0.00	290,300.00	275,000.00	0.00	290,000.00
ExpCategory: 57 - MIS FINANCE USES Total:	0.00	290,300.00	275,000.00	0.00	290,000.00
Department: 658 - SPECIAL TAXING DISTRICT Total:	75,000.00	365,300.00	350,000.00	18,750.00	365,000.00
Department: 659 - AMERICAN RESCUE PLAN PROG					
ExpCategory: 51 - COMPENSATION					
10-5-659-51011 SALARIES-REGULAR	100,874.73	22,080.76	0.00	10,899.50	
10-5-659-51021 SALARIES-AUXILIARY	0.00	0.00	0.00	3,769.98	
10-5-659-51071 FICA TAXES	7,523.82	1,652.04	0.00	1,122.71	
ExpCategory: 51 - COMPENSATION Total:	108,398.55	23,732.80	0.00	15,792.19	0.00
ExpCategory: 52 - OPERATING EXPENDITURES					
10-5-659-52014 BANKING SERVICES	85.00	120.00	0.00	70.00	
10-5-659-52020 OUTSIDE SERVICES-OTHER	847,177.42	579,829.77	0.00	235,631.79	
10-5-659-52310 COMPUTER SOFTWARE MAINT...	321.30	0.00	0.00	0.00	
10-5-659-52323 HEATING/HVAC MAINTENANCE	1,320.00	0.00	0.00	0.00	
10-5-659-52505 COMPUTER PARTS/ACCESSORI...	9.91	0.00	0.00	0.00	
10-5-659-52531 CONCESSION SUPPLIES	519.26	13,909.20	0.00	0.00	
10-5-659-52539 OTHER MISCELLANEOUS SUPPL...	0.00	817.78	0.00	0.00	
10-5-659-52806 ECONOMIC DEVELOPMENT	641,000.30	20,000.00	0.00	0.00	
ExpCategory: 52 - OPERATING EXPENDITURES Total:	1,490,433.19	614,676.75	0.00	235,701.79	0.00
ExpCategory: 53 - EMPLOYEE BENEFITS					
10-5-659-53160 TRAINING-MISCELLANEOUS	34,850.00	40,221.25	0.00	21,722.28	
10-5-659-53405 HEALTH INSURANCE-EMPLOYE...	8,685.93	1,579.26	0.00	0.00	
ExpCategory: 53 - EMPLOYEE BENEFITS Total:	43,535.93	41,800.51	0.00	21,722.28	0.00
ExpCategory: 60 - CAPITAL OUTLAY					
10-5-659-61010 EQUIPMENT ACQUISITION<500	49,784.21	0.00	0.00	0.00	
10-5-659-61020 EQUIPMENT ACQ>\$500	323,214.69	157,263.87	0.00	8,077.41	
10-5-659-62010 FURNITURE & FIXTURES	157,912.00	164,961.34	0.00	0.00	
10-5-659-63010 PLANNING & ENGINEERING	2,640.00	0.00	0.00	0.00	
10-5-659-63035 CONSTRUCTION	158,598.67	157,961.32	0.00	0.00	
ExpCategory: 60 - CAPITAL OUTLAY Total:	692,149.57	480,186.53	0.00	8,077.41	0.00
Department: 659 - AMERICAN RESCUE PLAN PROG Total:	2,334,517.24	1,160,396.59	0.00	281,293.67	0.00

Budget Worksheet Condensed

For Fiscal: FY2025-2026 Period Ending: Item 8. 6

		FY2023-2024 Total Activity	FY2024-2025 Total Activity	FY2025-2026 Total Budget	FY2025-2026 YTD Activity	FY2026-2027 DR FY2027
Department: 810 - EMPLOYEE TRAINING						
ExpCategory: 53 - EMPLOYEE BENEFITS						
10-5-810-53105	TRAINING-CITY COUNCIL	750.00	460.24	1,000.00	0.00	1,000.00
10-5-810-53110	TRAINING-CLERK TO COUNCIL	204.00	665.00	665.00	0.00	665.00
10-5-810-53115	TRAINING-MAYOR	14.58	165.00	750.00	0.00	
10-5-810-53120	TRAINING-CITY ADMIN	1,456.50	0.00	1,000.00	0.00	
10-5-810-53125	TRAINING-BUDGET & PERSON...	2,917.00	249.00	500.00	2,022.78	500.00
Budget Detail						
Budget Code	Description	Units	Price	Amount		
DR FY2027	HUMAN RESOURCES	0.00	0.00	500.00		
10-5-810-53130	TRAINING-COMMUNICATIONS	520.00	2,944.00	2,900.00	2,353.37	1,440.00
Budget Detail						
Budget Code	Description	Units	Price	Amount		
DR FY2027	UDEMY BUSINESS	0.00	0.00	1,440.00		
10-5-810-53135	TRAINING-ECD	530.00	1,111.36	6,000.00	2,946.58	3,850.00
10-5-810-53145	TRAINING-INFORMATION TECH	24,717.00	47,822.00	37,825.00	347.50	72,720.00
Budget Detail						
Budget Code	Description	Units	Price	Amount		
DR FY2027	CITY WIDE TRAINING COMPUTER CLASS	1.00	13,000.00	13,000.00		
DR FY2027	INFOTECH CYBERSECURITY WORKFORCE DEVELOPMENT	1.00	20,800.00	20,800.00		
DR FY2027	INFOTECH SMALL ENTERPRISE ADVISORY MEMBERSHIP	1.00	14,200.00	14,200.00		
DR FY2027	ITIL 4 FOUNDATION	1.00	20,120.00	20,120.00		
DR FY2027	ITPROTV	1.00	4,600.00	4,600.00		
10-5-810-53150	TRAINING-FMPS	6,697.30	6,926.88	6,000.00	5,820.00	8,000.00
Budget Detail						
Budget Code	Description	Units	Price	Amount		
DR FY2027	CEZOA	1.00	650.00	650.00		
DR FY2027	ICC	0.00	0.00	3,350.00		
DR FY2027	NFPA	0.00	0.00	4,000.00		
10-5-810-53155	TRAINING-POLICE	73,137.88	90,150.87	85,652.00	71,551.27	91,500.00
Budget Detail						
Budget Code	Description	Units	Price	Amount		
DR FY2027	ACADEMY REIMBURSEMENT	1.00	3,000.00	3,000.00		
DR FY2027	EXECUTIVE OFFICER LEVEL TRAINING	1.00	28,000.00	28,000.00		

Budget Worksheet Condensed

For Fiscal: FY2025-2026 Period Ending: Item 8. 6

		FY2023-2024 Total Activity	FY2024-2025 Total Activity	FY2025-2026 Total Budget	FY2025-2026 YTD Activity	FY2026-2027 DR FY2027
DR FY2027	MISC CONTINUING EDUCATION	1.00	39,000.00	39,000.00		
DR FY2027	POLICE ACADEMY-NEW RECRUIT	1.00	15,000.00	15,000.00		
DR FY2027	POLICE ONE TRAINING	1.00	6,500.00	6,500.00		
10-5-810-53160	TRAINING-MISCELLANEOUS	75.43	599.00	0.00	0.00	
10-5-810-53165	TRAINING-PUBLIC WORKS	16,074.95	9,249.00	8,920.00	7,155.00	10,240.00
Budget Detail						
Budget Code	Description	Units	Price	Amount		
DR FY2027	CDL TRAINING	0.00	0.00	2,200.00		
DR FY2027	CONSTRUCTION STANDARDS	0.00	0.00	580.00		
DR FY2027	FLAGGER CERTIFICATION	0.00	0.00	3,000.00		
DR FY2027	OSHA TRAINING	0.00	0.00	4,030.00		
DR FY2027	TRAFFIC & STREET TRAINING	0.00	0.00	430.00		
10-5-810-53170	TRAINING-PARKS & RECREATN	3,109.76	2,469.18	3,200.00	1,155.00	5,000.00
10-5-810-53185	TRAINING-HUMAN SERVICES	0.00	2,836.74	6,300.00	3,428.00	5,064.00
Budget Detail						
Budget Code	Description	Units	Price	Amount		
DR FY2027	DE-ESCALATION TRAINING	0.00	0.00	799.00		
DR FY2027	HELPING HANDS CONTIUIING EDUCATION	0.00	0.00	800.00		
DR FY2027	PMP ONLINE TRAINING INSTRUCTOR-LED COURSE	0.00	0.00	1,995.00		
DR FY2027	TRAUMA INFORMED CARE	0.00	0.00	1,470.00		
ExpCategory: 53 - EMPLOYEE BENEFITS Total:		130,204.40	165,648.27	160,712.00	96,779.50	199,979.00
Department: 810 - EMPLOYEE TRAINING Total:		130,204.40	165,648.27	160,712.00	96,779.50	199,979.00
Department: 820 - EMPLOYEE TUITION						
ExpCategory: 53 - EMPLOYEE BENEFITS						
10-5-820-53205	TUITION-CITY COUNCIL	0.00	0.00	0.00	0.00	
10-5-820-53210	TUITION-CLERK TO COUNCIL	0.00	2,034.00	2,034.00	2,070.00	3,318.00
Budget Detail						
Budget Code	Description	Units	Price	Amount		
DR FY2027	CLERK TUITION	3.00	1,106.00	3,318.00		
10-5-820-53235	TUITION-ECD	8,149.50	0.00	0.00	0.00	7,902.00
Budget Detail						
Budget Code	Description	Units	Price	Amount		
DR FY2027	MASTER DEGREE CITY & REGIONAL PLANNING	9.00	878.00	7,902.00		
10-5-820-53255	TUITION-POLICE	5,214.00	7,362.00	14,921.00	6,480.00	21,117.00

Budget Worksheet Condensed

For Fiscal: FY2025-2026 Period Ending: Item 8. 6

		FY2023-2024	FY2024-2025	FY2025-2026	FY2025-2026	FY2026-2027
		Total Activity	Total Activity	Total Budget	YTD Activity	DR FY2027
Budget Detail	Description	Units	Price	Amount		
Budget Code						
DR FY2027	18 CREDITS 2 EMPLOYEES MASTERS	1.00	12,051.00	12,051.00		
DR FY2027	27 CREDITS 3 EMPLOYEES UNDERGRADUATE	1.00	9,066.00	9,066.00		
10-5-820-53265	TUITION-PUBLIC WORKS	0.00	0.00	0.00	0.00	
10-5-820-53270	TUITION-PARKS & RECREATION	0.00	0.00	0.00	0.00	
ExpCategory: 53 - EMPLOYEE BENEFITS Total:		13,363.50	9,396.00	16,955.00	8,550.00	32,337.00
Department: 820 - EMPLOYEE TUITION Total:		13,363.50	9,396.00	16,955.00	8,550.00	32,337.00
Fund: 10 - GENERAL FUND Total:		42,081,115.66	44,509,730.06	52,216,074.00	37,718,725.56	50,247,311.00
Report Total:		42,081,115.66	44,509,730.06	52,216,074.00	37,718,725.56	50,247,311.00

Group Summary

ExpCategor...	FY2023-2024 Total Activity	FY2024-2025 Total Activity	FY2025-2026 Total Budget	FY2025-2026 YTD Activity	FY2026-2027 DR FY2027
Fund: 10 - GENERAL FUND					
Department: 201 - CITY COUNCIL					
51 - COMPENSATION	49,334.57	43,965.53	50,037.00	40,451.23	49,900.00
52 - OPERATING EXPENDITURES	43,025.63	46,405.77	65,072.00	31,846.33	78,400.00
Department: 201 - CITY COUNCIL Total:	92,360.20	90,371.30	115,109.00	72,297.56	128,300.00
Department: 205 - CLERK TO THE COUNCIL					
51 - COMPENSATION	172,195.10	176,091.54	211,351.00	161,969.74	222,307.00
52 - OPERATING EXPENDITURES	9,800.51	17,807.61	21,291.00	24,308.89	32,739.00
Department: 205 - CLERK TO THE COUNCIL Total:	181,995.61	193,899.15	232,642.00	186,278.63	255,046.00
Department: 210 - MAYOR					
51 - COMPENSATION	167,894.58	174,215.58	199,180.00	129,509.72	209,738.00
52 - OPERATING EXPENDITURES	444,067.49	316,749.57	458,653.00	274,397.31	470,153.00
60 - CAPITAL OUTLAY	0.00	0.00	0.00	667.70	0.00
Department: 210 - MAYOR Total:	611,962.07	490,965.15	657,833.00	404,574.73	679,891.00
Department: 215 - CITY ADMINISTRATOR					
51 - COMPENSATION	636,222.09	582,348.05	555,817.00	422,591.86	581,816.00
52 - OPERATING EXPENDITURES	95,174.84	52,780.18	82,610.00	78,788.85	105,125.00
60 - CAPITAL OUTLAY	65.65	0.00	0.00	0.00	0.00
Department: 215 - CITY ADMINISTRATOR Total:	731,462.58	635,128.23	638,427.00	501,380.71	686,941.00
Department: 220 - ELECTIONS					
52 - OPERATING EXPENDITURES	75,869.63	26,210.00	88,090.00	68,572.73	25,000.00
Department: 220 - ELECTIONS Total:	75,869.63	26,210.00	88,090.00	68,572.73	25,000.00
Department: 225 - BUDGET & PERSONNEL SVCS					
51 - COMPENSATION	916,094.79	979,782.56	1,037,393.00	782,504.87	1,131,965.00
52 - OPERATING EXPENDITURES	255,094.32	255,379.99	276,200.00	170,437.26	341,285.00
60 - CAPITAL OUTLAY	156.69	499.93	0.00	0.00	0.00
Department: 225 - BUDGET & PERSONNEL SVCS Total:	1,171,345.80	1,235,662.48	1,313,593.00	952,942.13	1,473,250.00
Department: 235 - COMMUNICATIONS					
51 - COMPENSATION	558,074.91	576,495.78	645,224.00	497,144.64	766,254.00
52 - OPERATING EXPENDITURES	82,841.48	95,347.37	124,636.00	70,342.85	124,833.00
60 - CAPITAL OUTLAY	28,329.74	17,741.07	14,000.00	18,045.27	72,536.00
Department: 235 - COMMUNICATIONS Total:	669,246.13	689,584.22	783,860.00	585,532.76	963,623.00
Department: 240 - ECONOMIC & COMMUNITY DEV					
51 - COMPENSATION	524,098.12	608,121.26	694,190.00	399,792.03	722,667.00
52 - OPERATING EXPENDITURES	129,135.97	99,106.55	236,452.00	36,608.44	1,131,360.00
Department: 240 - ECONOMIC & COMMUNITY DEV Total:	653,234.09	707,227.81	930,642.00	436,400.47	1,854,027.00
Department: 244 - SUSTAINABILITY PROGRAMS					
51 - COMPENSATION	0.00	0.00	25,468.00	20,930.15	17,260.00

Budget Worksheet Condensed

For Fiscal: FY2025-2026 Period Ending: Item 8. 6

ExpCategor...	FY2023-2024 Total Activity	FY2024-2025 Total Activity	FY2025-2026 Total Budget	FY2025-2026 YTD Activity	FY2026-2027 DR FY2027
52 - OPERATING EXPENDITURES	0.00	64,436.86	73,303.00	51,143.08	70,278.00
60 - CAPITAL OUTLAY	0.00	0.00	7,956.00	5,911.20	0.00
Department: 244 - SUSTAINABILITY PROGRAMS Total:	0.00	64,436.86	106,727.00	77,984.43	87,538.00
Department: 250 - INFORMATION TECHNOLOGY					
51 - COMPENSATION	878,109.57	945,658.36	1,059,876.00	766,126.77	1,095,873.00
52 - OPERATING EXPENDITURES	1,445,831.14	1,644,091.03	1,857,417.00	1,265,111.45	2,460,915.00
60 - CAPITAL OUTLAY	66,001.44	24,361.55	50,148.00	42,726.42	42,596.00
Department: 250 - INFORMATION TECHNOLOGY Total:	2,389,942.15	2,614,110.94	2,967,441.00	2,073,964.64	3,599,384.00
Department: 270 - COMMUNITY PROMOTION					
52 - OPERATING EXPENDITURES	142,348.88	151,018.15	151,916.00	133,508.12	257,287.00
Department: 270 - COMMUNITY PROMOTION Total:	142,348.88	151,018.15	151,916.00	133,508.12	257,287.00
Department: 280 - GROUNDS MAINTENANCE					
51 - COMPENSATION	636,140.72	681,042.02	737,405.00	536,982.65	655,039.00
52 - OPERATING EXPENDITURES	183,688.08	141,056.16	214,475.00	92,698.95	221,075.00
60 - CAPITAL OUTLAY	3,414.91	396.00	0.00	22,978.10	16,000.00
Department: 280 - GROUNDS MAINTENANCE Total:	823,243.71	822,494.18	951,880.00	652,659.70	892,114.00
Department: 281 - JOSEPH R. ROBISON - LAUREL MUNICIPAL CENTER					
51 - COMPENSATION	41,561.15	45,711.31	48,063.00	36,465.30	50,595.00
52 - OPERATING EXPENDITURES	147,852.31	169,901.43	147,855.00	154,267.71	153,655.00
60 - CAPITAL OUTLAY	0.00	0.00	0.00	539.00	0.00
Department: 281 - JOSEPH R. ROBISON - LAUREL MUNICIPAL CENTER..	189,413.46	215,612.74	195,918.00	191,272.01	204,250.00
Department: 284 - PUBLIC WORKS FACILITY					
51 - COMPENSATION	46,458.32	48,692.62	51,577.00	39,440.95	54,284.00
52 - OPERATING EXPENDITURES	75,432.64	104,995.45	100,350.00	67,722.07	101,750.00
60 - CAPITAL OUTLAY	0.00	0.00	0.00	120.84	0.00
Department: 284 - PUBLIC WORKS FACILITY Total:	121,890.96	153,688.07	151,927.00	107,283.86	156,034.00
Department: 285 - ROBERT J. DIPIETRO COMMUNITY CENTER					
51 - COMPENSATION	76,416.60	87,639.96	82,468.00	23,198.89	48,924.00
52 - OPERATING EXPENDITURES	91,472.18	105,121.48	117,045.00	84,453.70	117,645.00
60 - CAPITAL OUTLAY	6,626.68	0.00	0.00	0.00	3,500.00
Department: 285 - ROBERT J. DIPIETRO COMMUNITY CENTER Total:	174,515.46	192,761.44	199,513.00	107,652.59	170,069.00
Department: 286 - ARMORY COMMUNITY CENTER					
51 - COMPENSATION	40,592.17	37,430.48	47,452.00	26,533.45	47,150.00
52 - OPERATING EXPENDITURES	71,914.53	68,703.57	76,800.00	51,998.41	77,800.00
60 - CAPITAL OUTLAY	0.00	3,716.80	0.00	0.00	0.00
Department: 286 - ARMORY COMMUNITY CENTER Total:	112,506.70	109,850.85	124,252.00	78,531.86	124,950.00
Department: 287 - LAUREL MUSEUM					
52 - OPERATING EXPENDITURES	16,224.58	19,679.78	19,045.00	14,661.09	17,245.00
Department: 287 - LAUREL MUSEUM Total:	16,224.58	19,679.78	19,045.00	14,661.09	17,245.00

Budget Worksheet Condensed

For Fiscal: FY2025-2026 Period Ending: Item 8. 6

ExpCategor...	FY2023-2024 Total Activity	FY2024-2025 Total Activity	FY2025-2026 Total Budget	FY2025-2026 YTD Activity	FY2026-2027 DR FY2027
Department: 288 - GUDE LAKEHOUSE					
52 - OPERATING EXPENDITURES	29,279.92	22,764.70	37,850.00	24,065.64	38,250.00
Department: 288 - GUDE LAKEHOUSE Total:	29,279.92	22,764.70	37,850.00	24,065.64	38,250.00
Department: 289 - MAIN ST. POOL MAINTENANC					
52 - OPERATING EXPENDITURES	60,266.99	64,948.84	91,320.00	37,358.24	90,720.00
60 - CAPITAL OUTLAY	1,199.00	1,305.00	0.00	0.00	0.00
Department: 289 - MAIN ST. POOL MAINTENANC Total:	61,465.99	66,253.84	91,320.00	37,358.24	90,720.00
Department: 290 - LPD FACILITY					
51 - COMPENSATION	119,651.67	136,743.89	146,090.00	112,157.35	151,154.00
52 - OPERATING EXPENDITURES	159,275.10	179,473.32	186,508.00	157,026.38	192,618.00
60 - CAPITAL OUTLAY	8,189.26	0.00	0.00	0.00	0.00
Department: 290 - LPD FACILITY Total:	287,116.03	316,217.21	332,598.00	269,183.73	343,772.00
Department: 291 - GREENVIEW DR REC COMPLEX					
52 - OPERATING EXPENDITURES	37,755.89	32,660.23	53,355.00	21,444.59	54,155.00
60 - CAPITAL OUTLAY	162.68	0.00	0.00	0.00	0.00
Department: 291 - GREENVIEW DR REC COMPLEX Total:	37,918.57	32,660.23	53,355.00	21,444.59	54,155.00
Department: 292 - P&R MAINTENANCE FACILITY					
52 - OPERATING EXPENDITURES	38,853.70	51,879.86	52,020.00	31,629.46	53,520.00
60 - CAPITAL OUTLAY	256.97	1,854.00	0.00	167.00	0.00
Department: 292 - P&R MAINTENANCE FACILITY Total:	39,110.67	53,733.86	52,020.00	31,796.46	53,520.00
Department: 293 - GUDE HOUSE					
51 - COMPENSATION	0.00	0.00	24,591.00	0.00	15,103.00
52 - OPERATING EXPENDITURES	42,797.61	45,733.88	59,400.00	26,099.89	57,600.00
60 - CAPITAL OUTLAY	631.27	0.00	0.00	0.00	0.00
Department: 293 - GUDE HOUSE Total:	43,428.88	45,733.88	83,991.00	26,099.89	72,703.00
Department: 294 - CRAIG A. MOE LAUREL MULITSERVICE CENTER-...					
51 - COMPENSATION	42,664.57	53,053.87	66,498.00	44,854.26	64,559.00
52 - OPERATING EXPENDITURES	93,270.85	99,271.87	234,800.00	84,899.01	199,700.00
60 - CAPITAL OUTLAY	15,103.54	15,044.97	0.00	0.00	0.00
Department: 294 - CRAIG A. MOE LAUREL MULITSERVICE CENTER-M...	151,038.96	167,370.71	301,298.00	129,753.27	264,259.00
Department: 295 - 114 LAFAYETTE AVE					
52 - OPERATING EXPENDITURES	0.00	0.00	0.00	400.72	47,100.00
Department: 295 - 114 LAFAYETTE AVE Total:	0.00	0.00	0.00	400.72	47,100.00
Department: 296 - 122 LAFAYETTE AVE					
51 - COMPENSATION	0.00	0.00	0.00	0.00	35,196.00
52 - OPERATING EXPENDITURES	0.00	0.00	0.00	5,788.58	96,600.00
Department: 296 - 122 LAFAYETTE AVE Total:	0.00	0.00	0.00	5,788.58	131,796.00
Department: 301 - POLICE					
51 - COMPENSATION	10,046,613.99	10,740,256.66	12,220,222.00	8,543,798.67	13,166,258.00

Budget Worksheet Condensed

For Fiscal: FY2025-2026 Period Ending: Item 8. 6

ExpCategor...	FY2023-2024 Total Activity	FY2024-2025 Total Activity	FY2025-2026 Total Budget	FY2025-2026 YTD Activity	FY2026-2027 DR FY2027
52 - OPERATING EXPENDITURES	1,805,065.72	1,859,021.51	2,024,579.00	1,599,997.04	2,154,845.00
60 - CAPITAL OUTLAY	31,366.81	36,022.13	75,743.00	101,533.56	45,995.00
Department: 301 - POLICE Total:	11,883,046.52	12,635,300.30	14,320,544.00	10,245,329.27	15,367,098.00
Department: 320 - FIRE MARSHAL & PERMIT SV					
51 - COMPENSATION	651,642.65	775,859.92	861,379.00	637,395.81	959,286.00
52 - OPERATING EXPENDITURES	42,868.34	36,986.77	41,770.00	20,597.05	54,035.00
Department: 320 - FIRE MARSHAL & PERMIT SV Total:	694,510.99	812,846.69	903,149.00	657,992.86	1,013,321.00
Department: 325 - EMERGENCY MANAGEMENT					
51 - COMPENSATION	128,860.39	178,041.88	229,932.00	162,969.97	242,422.00
52 - OPERATING EXPENDITURES	327,601.22	363,298.39	464,963.00	308,492.48	435,977.00
53 - EMPLOYEE BENEFITS	5,467.00	4,002.00	6,050.00	1,118.75	5,500.00
60 - CAPITAL OUTLAY	7,501.05	8,614.06	10,400.00	1,176.54	17,025.00
Department: 325 - EMERGENCY MANAGEMENT Total:	469,429.66	553,956.33	711,345.00	473,757.74	700,924.00
Department: 326 - HUMAN SERVICES-CRAIG A. MOE LAUREL MULTI...					
51 - COMPENSATION	63,448.08	288,455.56	418,768.00	311,510.73	485,370.00
52 - OPERATING EXPENDITURES	8,297.12	48,616.54	142,486.00	35,654.76	116,765.00
60 - CAPITAL OUTLAY	473.10	5,020.14	0.00	2,438.19	0.00
Department: 326 - HUMAN SERVICES-CRAIG A. MOE LAUREL MULTIS...	72,218.30	342,092.24	561,254.00	349,603.68	602,135.00
Department: 401 - PUBLIC WORKS ADMIN					
51 - COMPENSATION	599,731.56	609,922.93	640,689.00	471,617.41	672,002.00
52 - OPERATING EXPENDITURES	15,087.37	58,474.22	84,224.00	38,602.96	83,418.00
60 - CAPITAL OUTLAY	63.04	63.04	0.00	279.99	0.00
Department: 401 - PUBLIC WORKS ADMIN Total:	614,881.97	668,460.19	724,913.00	510,500.36	755,420.00
Department: 410 - AUTOMOTIVE MAINTENANCE					
51 - COMPENSATION	415,638.23	441,315.83	460,662.00	307,610.20	450,915.00
52 - OPERATING EXPENDITURES	815,012.71	739,181.39	748,686.00	480,210.25	786,452.00
60 - CAPITAL OUTLAY	33,669.44	4,616.31	5,000.00	5,909.27	5,000.00
Department: 410 - AUTOMOTIVE MAINTENANCE Total:	1,264,320.38	1,185,113.53	1,214,348.00	793,729.72	1,242,367.00
Department: 415 - WASTE COLLECTION					
51 - COMPENSATION	712,929.42	662,785.11	674,329.00	720,199.80	778,271.00
52 - OPERATING EXPENDITURES	583,579.40	559,308.77	683,963.00	473,461.35	737,506.00
Department: 415 - WASTE COLLECTION Total:	1,296,508.82	1,222,093.88	1,358,292.00	1,193,661.15	1,515,777.00
Department: 420 - RECYCLING					
51 - COMPENSATION	216,901.11	197,562.28	411,566.00	120,994.38	484,175.00
52 - OPERATING EXPENDITURES	88,023.72	95,690.04	150,825.00	64,394.07	149,268.00
60 - CAPITAL OUTLAY	34,696.40	43,513.20	25,000.00	13,002.40	30,000.00
Department: 420 - RECYCLING Total:	339,621.23	336,765.52	587,391.00	198,390.85	663,443.00
Department: 425 - HIGHWAYS & STREETS MAINT					
51 - COMPENSATION	763,395.48	1,025,332.51	1,040,908.00	786,328.77	1,004,756.00
52 - OPERATING EXPENDITURES	74,302.64	31,021.27	98,384.00	32,667.59	91,884.00

Budget Worksheet Condensed

For Fiscal: FY2025-2026 Period Ending: Item 8. 6

ExpCategor...	FY2023-2024 Total Activity	FY2024-2025 Total Activity	FY2025-2026 Total Budget	FY2025-2026 YTD Activity	FY2026-2027 DR FY2027
60 - CAPITAL OUTLAY	6,266.88	4,286.60	5,500.00	55.18	5,500.00
Department: 425 - HIGHWAYS & STREETS MAINT Total:	843,965.00	1,060,640.38	1,144,792.00	819,051.54	1,102,140.00
Department: 430 - SNOW REMOVAL					
51 - COMPENSATION	24,233.88	8,139.08	33,655.00	61.66	33,726.00
52 - OPERATING EXPENDITURES	76,199.61	104,700.52	152,500.00	92,269.69	152,500.00
60 - CAPITAL OUTLAY	15,162.00	6,850.00	0.00	0.00	0.00
Department: 430 - SNOW REMOVAL Total:	115,595.49	119,689.60	186,155.00	92,331.35	186,226.00
Department: 435 - STREET LIGHTING					
52 - OPERATING EXPENDITURES	263,638.46	303,585.29	284,160.00	203,172.64	292,950.00
Department: 435 - STREET LIGHTING Total:	263,638.46	303,585.29	284,160.00	203,172.64	292,950.00
Department: 440 - ENGINEERING&TECH SERVICES					
51 - COMPENSATION	86,283.32	154,478.26	246,223.00	190,080.07	258,686.00
52 - OPERATING EXPENDITURES	14,374.61	6,881.56	16,750.00	3,625.00	16,750.00
60 - CAPITAL OUTLAY	967.63	0.00	900.00	0.00	900.00
Department: 440 - ENGINEERING&TECH SERVICES Total:	101,625.56	161,359.82	263,873.00	193,705.07	276,336.00
Department: 445 - TRAFFIC ENGINEERING					
51 - COMPENSATION	43,854.03	8,335.54	99,229.00	0.00	0.00
52 - OPERATING EXPENDITURES	76,123.50	79,198.06	95,575.00	42,446.52	96,275.00
Department: 445 - TRAFFIC ENGINEERING Total:	119,977.53	87,533.60	194,804.00	42,446.52	96,275.00
Department: 450 - TREE MANAGEMENT					
51 - COMPENSATION	81,118.30	94,862.66	78,617.00	79,804.74	107,102.00
52 - OPERATING EXPENDITURES	14,963.65	3,263.62	14,005.00	9,066.45	25,195.00
60 - CAPITAL OUTLAY	0.00	765.98	1,180.00	0.00	1,180.00
Department: 450 - TREE MANAGEMENT Total:	96,081.95	98,892.26	93,802.00	88,871.19	133,477.00
Department: 501 - PARKS & RECREATION ADMIN					
51 - COMPENSATION	747,859.85	783,242.72	875,487.00	622,430.83	1,010,715.00
52 - OPERATING EXPENDITURES	12,811.57	18,970.90	45,155.00	4,976.48	43,725.00
60 - CAPITAL OUTLAY	114.00	0.00	0.00	322.98	0.00
Department: 501 - PARKS & RECREATION ADMIN Total:	760,785.42	802,213.62	920,642.00	627,730.29	1,054,440.00
Department: 505 - RECREATION					
51 - COMPENSATION	319,535.78	352,022.83	408,024.00	313,011.63	411,480.00
52 - OPERATING EXPENDITURES	83,816.94	100,701.47	134,642.00	71,778.08	139,162.00
60 - CAPITAL OUTLAY	0.00	4,553.81	260.00	0.00	260.00
Department: 505 - RECREATION Total:	403,352.72	457,278.11	542,926.00	384,789.71	550,902.00
Department: 510 - MAIN ST POOL PROGRAMS					
51 - COMPENSATION	277,579.46	250,454.94	280,453.00	156,041.88	271,769.00
52 - OPERATING EXPENDITURES	31,643.36	32,893.85	37,260.00	20,276.24	39,175.00
60 - CAPITAL OUTLAY	1,347.91	0.00	13,100.00	12,837.58	0.00
Department: 510 - MAIN ST POOL PROGRAMS Total:	310,570.73	283,348.79	330,813.00	189,155.70	310,944.00

Budget Worksheet Condensed

For Fiscal: FY2025-2026 Period Ending: Item 8. 6

ExpCategor...	FY2023-2024 Total Activity	FY2024-2025 Total Activity	FY2025-2026 Total Budget	FY2025-2026 YTD Activity	FY2026-2027 DR FY2027
Department: 515 - ROBERT J. DIPIETRO COMMUNITY CENTER					
51 - COMPENSATION	217,358.38	227,348.97	270,149.00	189,424.12	240,504.00
52 - OPERATING EXPENDITURES	42,201.51	52,645.39	71,310.00	29,815.86	72,850.00
60 - CAPITAL OUTLAY	1,345.44	737.98	0.00	298.33	0.00
Department: 515 - ROBERT J. DIPIETRO COMMUNITY CENTER Total:	260,905.33	280,732.34	341,459.00	219,538.31	313,354.00
Department: 520 - GREENVIEW DR PROGRAMS					
51 - COMPENSATION	27,148.46	63,129.39	98,993.00	62,569.70	87,190.00
52 - OPERATING EXPENDITURES	10,083.58	10,540.88	10,885.00	7,470.42	14,200.00
60 - CAPITAL OUTLAY	680.71	0.00	0.00	209.00	2,500.00
Department: 520 - GREENVIEW DR PROGRAMS Total:	37,912.75	73,670.27	109,878.00	70,249.12	103,890.00
Department: 525 - ARMORY COMMUNITY CTR PROG					
51 - COMPENSATION	201,985.44	199,692.49	212,102.00	158,931.50	194,435.00
52 - OPERATING EXPENDITURES	4,163.21	4,064.80	7,420.00	3,849.42	7,780.00
60 - CAPITAL OUTLAY	0.00	0.00	0.00	0.00	1,000.00
Department: 525 - ARMORY COMMUNITY CTR PROG Total:	206,148.65	203,757.29	219,522.00	162,780.92	203,215.00
Department: 530 - HUMAN SERVICES-LAUREL HELPING HANDS					
51 - COMPENSATION	177,840.12	54,505.71	224,386.00	85,384.29	237,800.00
52 - OPERATING EXPENDITURES	7,321.59	25,955.92	15,385.00	4,078.03	14,075.00
Department: 530 - HUMAN SERVICES-LAUREL HELPING HANDS Total:	185,161.71	80,461.63	239,771.00	89,462.32	251,875.00
Department: 535 - GUDE LAKEHOUSE PROGRAMS					
51 - COMPENSATION	8,731.16	15,129.20	23,127.00	0.00	17,551.00
52 - OPERATING EXPENDITURES	1,812.23	2,118.12	2,700.00	595.24	2,865.00
60 - CAPITAL OUTLAY	197.89	0.00	7,000.00	239.99	8,500.00
Department: 535 - GUDE LAKEHOUSE PROGRAMS Total:	10,741.28	17,247.32	32,827.00	835.23	28,916.00
Department: 550 - SENIOR SERVICES					
51 - COMPENSATION	228,628.67	231,219.20	248,235.00	169,865.13	247,402.00
52 - OPERATING EXPENDITURES	25,910.49	36,989.19	34,300.00	24,037.19	34,300.00
60 - CAPITAL OUTLAY	259.99	0.00	0.00	0.00	0.00
Department: 550 - SENIOR SERVICES Total:	254,799.15	268,208.39	282,535.00	193,902.32	281,702.00
Department: 650 - PRINCIPAL					
56 - DEBT SERVICES	840,898.65	1,220,784.48	1,226,027.00	176,914.97	681,027.00
Department: 650 - PRINCIPAL Total:	840,898.65	1,220,784.48	1,226,027.00	176,914.97	681,027.00
Department: 651 - INTEREST					
56 - DEBT SERVICES	57,034.63	204,039.64	435,347.00	72,625.38	400,920.00
Department: 651 - INTEREST Total:	57,034.63	204,039.64	435,347.00	72,625.38	400,920.00
Department: 652 - RETIREMENT					
52 - OPERATING EXPENDITURES	3,000.00	7,696.00	20,000.00	13,000.00	20,000.00
53 - EMPLOYEE BENEFITS	2,797,075.00	2,999,530.00	2,528,030.00	2,528,030.00	2,307,123.00
Department: 652 - RETIREMENT Total:	2,800,075.00	3,007,226.00	2,548,030.00	2,541,030.00	2,327,123.00

Budget Worksheet Condensed


For Fiscal: FY2025-2026 Period Ending: Item 8. 6

ExpCategor...	FY2023-2024 Total Activity	FY2024-2025 Total Activity	FY2025-2026 Total Budget	FY2025-2026 YTD Activity	FY2026-2027 DR FY2027
Department: 654 - PROPERTY INSURANCE					
52 - OPERATING EXPENDITURES	2,170.00	18,000.00	16,000.00	10,500.00	16,000.00
53 - EMPLOYEE BENEFITS	393,738.64	402,366.00	609,764.00	452,650.35	715,189.00
Department: 654 - PROPERTY INSURANCE Total:	395,908.64	420,366.00	625,764.00	463,150.35	731,189.00
Department: 655 - BONDING INSURANCE					
53 - EMPLOYEE BENEFITS	20,935.00	21,245.00	29,600.00	6,932.00	30,200.00
Department: 655 - BONDING INSURANCE Total:	20,935.00	21,245.00	29,600.00	6,932.00	30,200.00
Department: 656 - EMPLOYEE INSURANCE					
51 - COMPENSATION	3,588.04	0.00	15,000.00	2,586.20	10,000.00
53 - EMPLOYEE BENEFITS	3,689,148.93	4,297,441.91	4,554,615.00	3,357,736.49	4,708,176.00
Department: 656 - EMPLOYEE INSURANCE Total:	3,692,736.97	4,297,441.91	4,569,615.00	3,360,322.69	4,718,176.00
Department: 657 - MISC FINANCIAL USES					
57 - MIS FINANCE USES	2,307,721.00	2,465,203.00	6,103,582.00	5,700,000.00	1,043,009.00
Department: 657 - MISC FINANCIAL USES Total:	2,307,721.00	2,465,203.00	6,103,582.00	5,700,000.00	1,043,009.00
Department: 658 - SPECIAL TAXING DISTRICT					
52 - OPERATING EXPENDITURES	75,000.00	75,000.00	75,000.00	18,750.00	75,000.00
57 - MIS FINANCE USES	0.00	290,300.00	275,000.00	0.00	290,000.00
Department: 658 - SPECIAL TAXING DISTRICT Total:	75,000.00	365,300.00	350,000.00	18,750.00	365,000.00
Department: 659 - AMERICAN RESCUE PLAN PROG					
51 - COMPENSATION	108,398.55	23,732.80	0.00	15,792.19	0.00
52 - OPERATING EXPENDITURES	1,490,433.19	614,676.75	0.00	235,701.79	0.00
53 - EMPLOYEE BENEFITS	43,535.93	41,800.51	0.00	21,722.28	0.00
60 - CAPITAL OUTLAY	692,149.57	480,186.53	0.00	8,077.41	0.00
Department: 659 - AMERICAN RESCUE PLAN PROG Total:	2,334,517.24	1,160,396.59	0.00	281,293.67	0.00
Department: 810 - EMPLOYEE TRAINING					
53 - EMPLOYEE BENEFITS	130,204.40	165,648.27	160,712.00	96,779.50	199,979.00
Department: 810 - EMPLOYEE TRAINING Total:	130,204.40	165,648.27	160,712.00	96,779.50	199,979.00
Department: 820 - EMPLOYEE TUITION					
53 - EMPLOYEE BENEFITS	13,363.50	9,396.00	16,955.00	8,550.00	32,337.00
Department: 820 - EMPLOYEE TUITION Total:	13,363.50	9,396.00	16,955.00	8,550.00	32,337.00
Fund: 10 - GENERAL FUND Total:	42,081,115.66	44,509,730.06	52,216,074.00	37,718,725.56	50,247,311.00
Report Total:	42,081,115.66	44,509,730.06	52,216,074.00	37,718,725.56	50,247,311.00

Fund Summary

Fund	FY2023-2024 Total Activity	FY2024-2025 Total Activity	FY2025-2026 Total Budget	FY2025-2026 YTD Activity	FY2026-2027 DR FY2027
10 - GENERAL FUND	42,081,115.66	44,509,730.06	52,216,074.00	37,718,725.56	50,247,311.00
Report Total:	42,081,115.66	44,509,730.06	52,216,074.00	37,718,725.56	50,247,311.00

FY2027-2032 Capital Improvement Program (CIP)



CAPITAL IMPROVEMENT PROGRAM SUMMARY

The following information is a summary of existing projects with requests for reauthorization of funds for FY2027 to continue or complete totaling \$27,707,336. A total of \$3,141,498 is requested in new project funding: the project pages follow. Funding sources include Public Safety Surcharge Retention, Speed Camera Net Revenue, Grants and Financing.

<u>REAUTHORIZATION OF FUNDS</u>	PROPOSED FY2027
ANIMAL SERVICES INFRASTRUCTURE	\$217,697
BASE MAP UPDATE	27,579
CITY-WIDE RADIO SYSTEM	64,634
EMER. OPER. AND COMMUNICATIONS UPGRADE	16,230
EMERGENCY RESCUE VEHICLE (LPD)	236,660
ENVIRONMENTAL PROGRAMS	224,461
FACILITY SURVEYS	7,560
FLEET EQUIPMENT	3,102,764
HAZARD MITIGATION	3,790,186
INFORMATION TECHNOLOGY PROGRAM	1,580,628
LPD LEASED VEHICLES	854,796
MASTER PLAN UPDATE	25,000
RECORD ARCHIVING-DIGITAL PROCESSING	1,139
RIVER MONITORING FLOOD ALERT SYSTEM	4,191
SAFETY ACTION PLAN	<u>561,744</u>
TOTAL SPECIAL PROJECT REAUTH	\$10,715,269
CITY HVAC SYSTEMS	\$2,825,673
ENERGY EFFICIENCY IMPROVEMENTS	117,568
FACILITY SECURITY IMPROVEMENT	25,418
CRAIG A. MOE - LAUREL MULTISERVICE CENTER	2,643,123
SWIMMING POOLS IMPROVEMENTS	9,469
MAJOR FACILITY MAINTENANCE	671,470
PUBLIC WORKS FACILITY	<u>118,494</u>
TOTAL FACILITY PROJECT REAUTH	\$6,411,215


ANDERSON'S CORNER PARK DEVELOPMENT	\$3,122,500
DAM RUINS	1,103,450
MEMORIALS	27,311
PARK IMPROVEMENT PROGRAM	1,757,139
RIVERFRONT PARK EXTENSION	304,306
TOTAL PARK PROJECT REAUTH	\$6,314,706
ALLEY IMPROVEMENTS	\$91,896
BOWIE ROAD/CSX PEDESTRIAN UNDERPASS	28,841
BRIDGE REPAIRS	1,911
CARRIAGE HILL	237,914
CITY-WIDE SIDEWALK PLACEMENT	37,474
CURB AND GUTTER IMPROVEMENTS	108,445
DORSET ROAD IMPROVEMENTS	135,523
EMERGENCY REPAIRS	71,300
LAFAYETTE AVENUE IMPROVEMENTS	31,622
LAUREL BIKEWAY	248,488
MAIN STREET IMPROVEMENTS	70,400
NON-DESTRUCTIVE PAVEMENT EVALUATION	54,586
SIDEWALK REPLACEMENT/REPAIR	345,317
STAGGERS ROAD	217,714
STREET LIGHT AND SAFETY ENHANCEMENTS	64,185
TRAFFIC & PARKING ANALYSIS	77,400
TRAFFIC SIGNALIZATION	99,711
VAN DUSEN ROAD IMPROVEMENTS	2,343,419
TOTAL INFRASTRUCTURE PROJECT REAUTH	\$4,266,146
TOTAL REAUTHORIZATION OF FUNDS	\$27,707,336

<u>NEW FUNDING REQUESTS</u>	PROPOSED FY2027
COMMUNICATIONS STUDIO REDESIGN	\$257,690
114-122 LAFAYETTE AVE	400,000
7TH STREET (GORMAN TO MAIN)	355,000
SOUTH SHORE	133,490
CHAPEL COVE	180,670
FOURTH STREET (MONTROSE TO ASHFORD)	212,000
INFORMATION TECHNOLOGY	705,000
EVIDENCE LAB @ LAFAYETTE AVE	80,000
ENVIROMENTAL PROGRAMS	23,512
LPD LEASED VEHICLES	<u>794,136</u>
TOTAL NEW FUNDS	\$3,141,498

FY2027-2032 CIP Funded Projects



FY2027-2032 CIP: Special Projects



A Project Name: COMMUNICATIONS STUDIO REDESIGN Project Number: Date First In CIP: 2027

B. Expenditure Schedule											
COST ELEMENTS	TOTAL COSTS	THRU FY25	ESTIMATE FY26	TOTAL TO COMPLETE	YEAR 1 FY27	YEAR 2 FY28	YEAR 3 FY29	YEAR 4 FY30	YEAR 5 FY31	YEAR 6 FY32	Beyond Yr 6
Planning/Engineering				\$0							
Land Acquisition				\$0							
Site Improvement				\$0							
Construction				\$0							
Inspection				\$0							
Furniture And Fixtures				\$0	\$250,000						
Other				\$0							
Total	\$0	\$0	\$0	\$0	\$250,000	\$0	\$0	\$0	\$0	\$0	\$0

C. Anticipated Funding Sources											
ARPA Funding				\$0							
City Bond Proceeds 2016				\$0							
City Bond Proceeds-Prior Yrs				\$0							
General Operating				\$0	\$250,000						
Speed Camera				\$0							
County Funding				\$0							
State Funding				\$0							
Funding/GRANT/PSS/PEG				\$0							
Total Revenue	\$0	\$0	\$0	\$0	\$250,000	\$0	\$0	\$0	\$0	\$0	\$0

D: Project Description and Justification:
 UPDATE STUDIO INFRASTRUCTURE WITH NEW WIRING AND LIGHTING. UPDATE STUDIO TO A NEW MODERN LOOK.
 UPDATE CORE SYTEMS FOR MORE FLEXIBLE AND SAFER PRODUCTION ENVIRONMENT, REDUCING THE NEED FOR MANUAL ADJUSTMENTS AND IMPROVING THE STUDIO.

Re-Authorization From Prior Years Remaining Balance: \$7,690

A Project Name: ENVIRONMENTAL PROGRAMS Project Number: 13A Date First In CIP: 2023

B. Expenditure Schedule

COST ELEMENTS	TOTAL COSTS	THRU FY25	ESTIMATE FY26	TOTAL TO COMPLETE	YEAR 1 FY27	YEAR 2 FY28	YEAR 3 FY29	YEAR 4 FY30	YEAR 5 FY31	YEAR 6 FY32	Beyond Yr 6
Planning/Engineering		\$0		\$0							
Land Acquisition		\$0		\$0							
Site Improvement		\$0		\$0	\$23,512						
Construction		\$0		\$0							
Inspection		\$0		\$0							
Furniture And Fixtures		\$0		\$0							
Other	\$83,580	\$0	\$83,580	\$0							
Total	\$83,580	\$0	\$83,580	\$0	\$23,512	\$0	\$0	\$0	\$0	\$0	\$0

C. Anticipated Funding Sources

ARPA Funding		\$0		\$0							
City Bond Proceeds 2016		\$0		\$0							
City Bond Proceeds-Prior Yrs		\$0		\$0							
General Operating	\$83,850	\$0		\$83,850	\$23,512						
Speed Camera		\$0		\$0							
County Funding		\$0		\$0							
State Funding		\$0		\$0							
Funding/GRANT/PSS/PEG		\$0		\$0							
Total Revenue	\$83,850	\$0	\$0	\$83,850	\$23,512	\$0	\$0	\$0	\$0	\$0	\$0

D: Project Description and Justification:

COMBINATION OF SEVERAL ENVIRONMENTAL PROGRAMS IDENTIFIED BY THE CITY AS PART OF THE CITY'S SUBSTAINABILITY INITIATIVES. COST ELEMENTS FOR THESE PROJECTS WILL BE FOR GENERAL CONSULTANCY FEES, SOFTWARE AND PURCHASE OF ADDITIONAL EQUIPMENT TO SUPPORT THE CITY'S LONG-TERM SUSTAINABILITY GOALS.

NEW BIG BELLY DISPOSAL SYSTEMS \$23,512

Re-Authorization From Prior Years Remaining Balance: \$224,461

A Project Name: INFORMATION TECHNOLOGY Project Number: 12A Date First In CIP: 2005

B. Expenditure Schedule											
COST ELEMENTS	TOTAL COSTS	THRU FY25	ESTIMATE FY26	TOTAL TO COMPLETE	YEAR 1 FY27	YEAR 2 FY28	YEAR 3 FY29	YEAR 4 FY30	YEAR 5 FY31	YEAR 6 FY32	Beyond Yr 6
Planning/Engineering	\$79,550	\$79,550		\$0							
Land Acquisition	\$750,000	\$750,000		\$0							
Site Improvement	\$733,000	\$733,000		\$0	\$705,000						
Construction	\$750,000	\$750,000		\$0							
Inspection		\$0		\$0							
Furniture And Fixtures		\$0		\$0							
Other <input type="text" value="SPEED"/>		\$0		\$0							
Total	\$2,312,550	\$2,312,550	\$0	\$0	\$705,000	\$0	\$0	\$0	\$0	\$0	\$0

C. Anticipated Funding Sources											
ARPA Funding		\$0		\$0							
City Bond Proceeds 2016		\$0		\$0							
City Bond Proceeds-Prior Yrs		\$0		\$0							
General Operating	\$112,550	\$112,550		\$0	\$240,000						
Speed Camera	\$20,000	\$0		\$20,000	\$465,000						
County Funding	\$1,100,000	\$1,100,000		\$0							
State Funding	\$750,000	\$750,000		\$0							
Funding/GRANT/PSS/PEG	\$350,000	\$350,000		\$0							
Total Revenue	\$2,332,550	\$2,312,550	\$0	\$20,000	\$705,000	\$0	\$0	\$0	\$0	\$0	\$0

D: Project Description and Justification:

A. NETWORK HARDWARE \$20,000
 B. FIBER CONNECTIONS \$150,000
 C. SURVEILLANCE CAMERAS AND ALARM SYSTEMS (BUILDINGS) \$70,000
 D. SURVEILLANCE CAMERAS FOR PARKS \$40,000
 E. DIGITAL SIGNAGE UPGRADES \$60,000
 F. EOC AND MCU UPGRADES \$140,000
 G. SERVER REPLACEMENT \$80,000
 H. MEETING ROOM SCREEN-SHARING \$50,000
 I. LPD INTERVIEW ROOMS \$50,000
 J. LPD VEHICLE UPFIT \$45,000

Re-Authorization From Prior Years Remaining Balance:

A Project Name: LPD LEASED VEHICLES Project Number: Date First In CIP: 2024

B. Expenditure Schedule											
COST ELEMENTS	TOTAL COSTS	THRU FY25	ESTIMATE FY26	TOTAL TO COMPLETE	YEAR 1 FY27	YEAR 2 FY28	YEAR 3 FY29	YEAR 4 FY30	YEAR 5 FY31	YEAR 6 FY32	Beyond Yr 6
Planning/Engineering		\$0		\$0							
Land Acquisition		\$0		\$0							
Site Improvement		\$0		\$0							
Construction		\$0		\$0							
Inspection		\$0		\$0							
Furniture And Fixtures		\$0		\$0							
Other <input type="text" value="VEHICLES"/>	\$562,000	\$562,000		\$0	\$794,136	\$618,478	\$493,222	\$173,223			
Total	\$562,000	\$562,000	\$0	\$0	\$794,136	\$618,478	\$493,222	\$173,223	\$0	\$0	\$0

C. Anticipated Funding Sources											
ARPA Funding		\$0		\$0							
City Bond Proceeds 2016		\$0		\$0							
City Bond Proceeds-Prior Yrs		\$0		\$0							
General Operating		\$0		\$0							
Speed Camera	\$562,000	\$562,000		\$0	\$794,136	\$618,478	\$493,222	\$173,223			
County Funding		\$0		\$0							
State Funding		\$0		\$0							
Funding/GRANT/PSS/PEG		\$0		\$0							
Total Revenue	\$562,000	\$562,000	\$0	\$0	\$794,136	\$618,478	\$493,222	\$173,223	\$0	\$0	\$0

D: Project Description and Justification:

LEASED VEHICLES FROM ENTERPRISE LEASING 62 VEHICLES TOTAL

Re-Authorization From Prior Years Remaining Balance:

FY2027-2032 CIP: Facility Projects



A Project Name: 114-122 LAFAYETTE AVE Project Number: Date First In CIP:

B. Expenditure Schedule											
COST ELEMENTS	TOTAL COSTS	THRU FY25	ESTIMATE FY26	TOTAL TO COMPLETE	YEAR 1 FY27	YEAR 2 FY28	YEAR 3 FY29	YEAR 4 FY30	YEAR 5 FY31	YEAR 6 FY32	Beyond Yr 6
Planning/Engineering				\$0							
Land Acquisition				\$0							
Site Improvement				\$0							
Construction				\$0	\$400,000						
Inspection				\$0							
Furniture And Fixtures				\$0							
Other				\$0							
Total	\$0	\$0	\$0	\$0	\$400,000	\$0	\$0	\$0	\$0	\$0	\$0


C. Anticipated Funding Sources											
ARPA Funding				\$0							
City Bond Proceeds 2016				\$0							
City Bond Proceeds-Prior Yrs				\$0							
General Operating				\$0	\$400,000						
Speed Camera				\$0							
County Funding				\$0							
State Funding				\$0							
Funding/GRANT/PSS/PEG				\$0							
Total Revenue	\$0	\$0	\$0	\$0	\$400,000	\$0	\$0	\$0	\$0	\$0	\$0

D: Project Description and Justification:

INTERIOR BUILDING RENOVATIONS:
 CARPET
 PAINTING
 FLOORING
 ELECTRICAL UPGRADES
 REPAIR/REPLACE CABINETS

Re-Authorization From Prior Years Remaining Balance: \$25,000

FY2027-2032 CIP: Street Projects



A Project Name: 7TH STREET FROM GORMAN TO MAIN Project Number: Date First In CIP: 2027

B. Expenditure Schedule											
COST ELEMENTS	TOTAL COSTS	THRU FY25	ESTIMATE FY26	TOTAL TO COMPLETE	YEAR 1 FY27	YEAR 2 FY28	YEAR 3 FY29	YEAR 4 FY30	YEAR 5 FY31	YEAR 6 FY32	Beyond Yr 6
Planning/Engineering		\$0		\$0							
Land Acquisition		\$0		\$0							
Site Improvement		\$0		\$0							
Construction		\$0		\$0	\$355,000						
Inspection		\$0		\$0							
Furniture And Fixtures		\$0		\$0							
Other		\$0		\$0							
Total	\$0	\$0	\$0	\$0	\$355,000	\$0	\$0	\$0	\$0	\$0	\$0

C. Anticipated Funding Sources											
ARPA Funding		\$0		\$0							
City Bond Proceeds 2016		\$0		\$0							
City Bond Proceeds-Prior Yrs		\$0		\$0							
General Operating		\$0		\$0	\$355,000						
Speed Camera		\$0		\$0							
County Funding		\$0		\$0							
State Funding		\$0		\$0							
Funding/GRANT/PSS/PEG		\$0		\$0							
Total Revenue	\$0	\$0	\$0	\$0	\$355,000	\$0	\$0	\$0	\$0	\$0	\$0

D: Project Description and Justification:

FUNDING IS PROVIDED FOR THE SELECT FULL DEPTH BASE ASPHALT REPAIRS, SIDEWALKS, CURB & GUTTER, MILLING AND A 2" ASPHALT OVERLAY.

Re-Authorization From Prior Years Remaining Balance: _____

A Project Name: CHAPEL COVE Project Number: Date First In CIP: 2027

B. Expenditure Schedule											
COST ELEMENTS	TOTAL COSTS	THRU FY25	ESTIMATE FY26	TOTAL TO COMPLETE	YEAR 1 FY27	YEAR 2 FY28	YEAR 3 FY29	YEAR 4 FY30	YEAR 5 FY31	YEAR 6 FY32	Beyond Yr 6
Planning/Engineering		\$0		\$0							
Land Acquisition		\$0		\$0							
Site Improvement		\$0		\$0							
Construction		\$0		\$0	\$180,670						
Inspection		\$0		\$0							
Furniture And Fixtures		\$0		\$0							
Other		\$0		\$0							
Total	\$0	\$0	\$0	\$0	\$180,670	\$0	\$0	\$0	\$0	\$0	\$0

C. Anticipated Funding Sources											
ARPA Funding		\$0		\$0							
City Bond Proceeds 2016		\$0		\$0							
City Bond Proceeds-Prior Yrs		\$0		\$0							
General Operating		\$0		\$0	\$180,670						
Speed Camera		\$0		\$0							
County Funding		\$0		\$0							
State Funding		\$0		\$0							
Funding/GRANT/PSS/PEG		\$0		\$0							
Total Revenue	\$0	\$0	\$0	\$0	\$180,670	\$0	\$0	\$0	\$0	\$0	\$0

D: Project Description and Justification:

FUNDING IS PROVIDED FOR THE SELECT FULL DEPTH BASE ASPHALT REPAIRS, SIDEWALKS, CURB & GUTTER, MILLING AND A 2" ASPHALT OVERLAY.

Re-Authorization From Prior Years Remaining Balance: _____

A Project Name: FOURTH ST MONTROSE TO ASHFORD Project Number: Date First In CIP: 2027

B. Expenditure Schedule											
COST ELEMENTS	TOTAL COSTS	THRU FY25	ESTIMATE FY26	TOTAL TO COMPLETE	YEAR 1 FY27	YEAR 2 FY28	YEAR 3 FY29	YEAR 4 FY30	YEAR 5 FY31	YEAR 6 FY32	Beyond Yr 6
Planning/Engineering				\$0							
Land Acquisition				\$0							
Site Improvement				\$0							
Construction				\$0	\$212,000						
Inspection				\$0							
Furniture And Fixtures				\$0							
Other				\$0							
Total	\$0	\$0	\$0	\$0	\$212,000	\$0	\$0	\$0	\$0	\$0	\$0

C. Anticipated Funding Sources											
ARPA Funding				\$0							
City Bond Proceeds 2016				\$0							
City Bond Proceeds-Prior Yrs				\$0							
General Operating				\$0	\$212,000						
Speed Camera				\$0							
County Funding				\$0							
State Funding				\$0							
Funding/GRANT/PSS/PEG				\$0							
Total Revenue	\$0	\$0	\$0	\$0	\$212,000	\$0	\$0	\$0	\$0	\$0	\$0

D: Project Description and Justification:

FUNDING IS PROVIDED FOR THE SELECT FULL DEPTH BASE ASPHALT REPAIRS, SIDEWALKS, CURB & GUTTER, MILLING AND A 2" ASPHALT OVERLAY.

Re-Authorization From Prior Years Remaining Balance: _____

A Project Name: SOUTH SHORE Project Number: Date First In CIP: 2027

B. Expenditure Schedule											
COST ELEMENTS	TOTAL COSTS	THRU FY25	ESTIMATE FY26	TOTAL TO COMPLETE	YEAR 1 FY27	YEAR 2 FY28	YEAR 3 FY29	YEAR 4 FY30	YEAR 5 FY31	YEAR 6 FY32	Beyond Yr 6
Planning/Engineering		\$0		\$0							
Land Acquisition		\$0		\$0							
Site Improvement		\$0		\$0							
Construction		\$0		\$0	\$133,490						
Inspection		\$0		\$0							
Furniture And Fixtures		\$0		\$0							
Other <input type="text"/>		\$0		\$0							
Total	\$0	\$0	\$0	\$0	\$133,490	\$0	\$0	\$0	\$0	\$0	\$0

C. Anticipated Funding Sources											
ARPA Funding		\$0		\$0							
City Bond Proceeds 2016		\$0		\$0							
City Bond Proceeds-Prior Yrs		\$0		\$0							
General Operating		\$0		\$0	\$133,490						
Speed Camera		\$0		\$0							
County Funding		\$0		\$0							
State Funding		\$0		\$0							
Funding/GRANT/PSS/PEG		\$0		\$0							
Total Revenue	\$0	\$0	\$0	\$0	\$133,490	\$0	\$0	\$0	\$0	\$0	\$0

D: Project Description and Justification:

FUNDING IS PROVIDED FOR THE SELECT FULL DEPTH BASE ASPHALT REPAIRS, SIDEWALKS, CURB & GUTTER, MILLING AND A 2" ASPHALT OVERLAY.

Re-Authorization From Prior Years Remaining Balance:

FY2027-2032 CIP Unfunded Projects



UNFUNDED CIP PROJECTS

2028	LED STREET LIGHTING CONVERSION (120)	\$100,000	2028	BIKEWAY IMPLEMENTATION	
2028	LEIZEAR COURT	\$25,000	2028	CITY-WIDE ACCESIBILTY & MOBILITY ENHANCEMENTS	\$50,000
2028	DECORATIVE CROSSWALKS	\$50,000	2028	TRAFFIC SIGNAL MAINTENANCE	
2028	CITY-WIDE ACCESIBILTY & MOBILITY ENHANCEMENTS	\$50,000	2029	PHAIR PLACE	
2028	TRAFFIC SIGNAL MAINTENANCE	\$50,000	2029	6TH STREET (MONTGOMERY ST TO MAIN ST)	\$125,000
2028	OXFORD DRIVE	\$117,480	2029	PRINCE GEORGE STREET (5TH ST TO 7TH ST)	\$150,000
2028	MULBERRY STREET	\$650,000	2029	LED STREET LIGHTING CONVERSION (120)	\$100,000
2028	VANDERBILT WAY	\$194,360	2029	BRAYGREEN RD	
2028	WILSON STREET	\$26,700	2029	CITY-WIDE ASPHALT REPAIR	
2028	LED STREET LIGHTING CONVERSION (90)	\$75,000	2029	COMPREHENSIVE SAFETY ACTION PLAN IMPLEMENTATION	\$250,000
2028	LORD SNOWDEN CIRCLE	\$50,000	2029	11TH STREET (MONTGOMERY ST TO PATUXENT RD)	\$100,000
2028	4TH STREET (ASHFORD TO CHERRY)	\$240,000	2029	TRAFFIC SIGNAL MAINTENANCE	
2028	BRIDGES & DAM MAINTENANCE	\$50,000	2029	MAIN STREET RESURFACING (A STREET TO 4TH STREET)	\$175,000
2028	CITY-WIDE SIDEWALK REPAIRS	\$50,000	2030	MAIN STREET RESURFACING (4TH STREET TO 6TH STREET)	\$250,000
2028	GRANT WRITING SERVICES	\$50,000	2031	MAIN STREET RESURFACING (6TH STREET TO 7TH STREET)	\$100,000

Thank You!

If you have any questions, please call the Department of Budget and Personnel Services at 301-725-5300.

