

City Council Study Session

Monday, April 20, 2026 at 6:00 PM

27400 Southfield Road, Lathrup Village, Michigan 48076

1. **Call to Order** by Mayor Kantor

2. **Discussion Items**

[A.](#) FY 26-27 DRAFT Budget

[B.](#) Policy on Public Safety, Community Trust, and Immigration Enforcement

[C.](#) Tree Committee Arboretum Proposal

D. Regular Meeting Agenda Items

3. **Public Comments**

4. **Mayor and Council Comments**

5. **Adjourn**

6. **ADDRESSING THE CITY COUNCIL**

Your comments shall be made during the times set aside for that purpose.

Stand or raise a hand to indicate that you wish to speak.

When recognized, state your name and direct your comments and/or questions to any City official in attendance.

Each person wishing to address the City Council and/or attending officials shall be afforded one opportunity of up to three (3) minutes during the first and last occasion for citizen comments and questions and one opportunity of up to three (3) minutes during each public hearing.

Comments made during public hearings shall be relevant to the subject of the public hearings being held.


In addition to the opportunities described above, a citizen may respond to questions posed to them by the Mayor or members of the Council, provided members have been granted the floor to pose such questions.

No speakers may make personal or impertinent attacks upon any officer, employee, City Council member, or other elected Official that is unrelated to how the officer, employee, or City Council member or other Elected Official performs their duties.

No person shall use abusive or threatening language toward any individual when addressing the City Council.

Attendees are permitted to make video and sound recordings of the public meeting. However, video recording devices shall only be permitted in a designated area, and the device shall remain there through the duration of the meeting.

The Mayor shall direct any person who violates this section to be orderly and silent. If a person addressing the Council refuses to become silent when so directed, such person may be deemed by the Mayor to have committed a "breach of the peace" by disrupting and impeding the orderly conduct of the public meeting of the City Council and may be ordered by the Mayor to leave the meeting. If the person refuses to leave as directed, the Mayor may direct any law enforcement officer who is present to escort the violator from the meeting.



City of Lathrup Village
27400 Southfield Road
Lathrup Village, MI 48076
www.lathrupvillage.org | (248) 557-2600

TO: Mayor & City Council
FROM: Mike Greene – City Administrator
DATE: April 20, 2026
RE: Study Session

FY 26-27 DRAFT Budget

This is a continuation of the April 6 Study Session Discussion. Based on the feedback at that meeting, the Council was leaning towards a 1.0 mill PA 33, with the intention of also lowering the road bond millage from 3.9307 to 2.9307 to offset the impact of enacting PA 33 for this upcoming year (net 0 impact on residents).

As requested, the General Fund includes multiple options, from no PA 33 to a recommendation of 1.5 mill PA 33. Below are snapshots of notes on how services would change for each budget.

The purpose of this item is to continue gathering feedback on the budget. Budget reviews will continue over the next couple of meetings, with the tentative Public Hearing on the budget/PA 33 and potential adoption scheduled for May 18.

General Fund

NO PA 33

- Suspend annual \$50,000 RHFV (retiree health funding vehicle) contribution to MERS
Administrative salaries frozen
Removal of all Council Memberships/Training
Scaled back Staff Memberships/Training
Not backfilling 1 full-time patrol position
Elimination of all part-time PD patrol positions
Removal of chipping services
Scaled back Parks & Recreation Funding
No capital purchases


0.5 PA 33

- Suspend annual \$50,000 RHFV (retiree health funding vehicle) contribution to MERS
Administrative salaries frozen
Not backfilling 1 full-time patrol position
Removal of chipping services
Scaled back Parks & Recreation Funding
No capital purchases

1.0 PA 33

- Suspend annual \$50,000 RHFV (retiree health funding vehicle) contribution to MERS
2.7% COLA increase for Administrative Staff (mirrors assessment increases)
Not backfilling 1 full-time patrol position
Removal of chipping services
Purchase one (1) capital item – new PD Patrol vehicle

Bruce Kantor Mayor, Kelly Garrett Mayor Pro-Tem, Jalen Jennings Council Member, Jason Hammond Council Member, John Sousanis Council Member



City of Lathrup Village
27400 Southfield Road
Lathrup Village, MI 48076
www.lathrupvillage.org | (248) 557-2600

1.5 PA 33

- Scale back annual RHFV (retiree health funding vehicle) contribution to MERS to \$25,000
- Removal of Chipping Services
- 2.7% COLA increase for Administrative Staff (mirrors assessment increases)
- Not backfilling 1 full-time patrol position
- Purchase two capital items/projects
 - New PD Patrol vehicle
 - City Hall Elevator – State of Michigan Safety & ADA Compliance Upgrades

Policy on Public Safety, Community Trust, and Immigration Enforcement

During the April 6 Study Session, public comment was received from a member of the Southfield Neighbors Action Committee regarding a US Immigration and Customs Enforcement building lease in the City of Southfield. The purpose of this item is to determine if this Council wishes to engage, and if so, how.

Tree Committee Arboretum Proposal

The Lathrup Village Tree Committee is interested in developing the City-owned greenspace located at Bungalow Drive and Rainbow Drive into the Lathrup Village Arboretum. The committee's proposal is enclosed as a reference.

The purpose of this item is to gauge the Council’s interest in this type of project and solicit feedback for the Tree Committee. If there is interest, this would become a formal action item intended for the May 18 Council meeting.

Regular Meeting Agenda Items

Holding spot for general questions related to items on the regular meeting agenda.

| BUDGET REPORT FOR CITY OF LATHRUP VILLAGE | | | | | | | | |
|---|---|-----------|---------------|------------|------------------------|-------------------------|-------------------------|-------------------------|
| | | 2025-26 | 2025-26 | | 2026-27 | 2026-27 | 2026-27 | 2026-27 |
| | | AMENDED | ACTIVITY | | RECOMMENDED | RECOMMENDED | RECOMMENDED | RECOMMENDED |
| GL NUMBER | DESCRIPTION | BUDGET | THRU 06/30/26 | COST NOTES | BUDGET - A NO PA 33 | BUDGET - B 0.5 PA 33 | BUDGET - C 1.0 PA 33 | BUDGET - D 1.5 PA 33 |
| ESTIMATED REVENUES | | | | | | | | |
| Dept 000.000 | | | | | | | | |
| 101-000.000-401.000 | CITY TAXES | 3,035,000 | 2,968,293 | | 3,126,050 | 3,126,050 | 3,126,050 | 3,126,050 |
| | (2026-27) (3,352,168 MINUS 248,360 DDA CAPTURE) FY-26+3% | | | 3,126,050 | | | | |
| 101-000.000-402.000 | REFUSE COLLECTION TAXES | 461,300 | 445,201 | | 477,993 | 477,993 | 477,993 | 477,993 |
| | (2026-27) (502,775 MINUS 37,249 DDA CAPTURE) FY-26+3% | | | | | | | |
| 101-000.000-405.000 | TAX REVENUE COLLECTED-LIBRARY | | | | | | | |
| | (2026-27) 1.0000 LIBRARY MILLAGE ON 11/2026 BALLOT STARTING TAX YEAR 2027 | | | | | | | |
| 101-000.000-409.000 | DELO PERSONAL PROPERTY REVENU | 3,000 | (6,020) | | 3,090 | 3,090 | 3,090 | 3,090 |
| | (2026-27) FY-26+3% | | | | | | | |
| | (2027-28) FY-27+3% | | | | | | | |
| 101-000.000-414.000 | TAX PENALTIES | | | | | | | |
| 101-000.000-415.000 | MISCELLANEOUS REVENUE | 8,000 | 31,949 | | 8,000 | 8,000 | 8,000 | 8,000 |
| 101-000.000-416.000 | WORK COMP DIVIDEND REVENUE | 7,000 | | | | | | |
| 101-000.000-416.001 | PROPERTY & LIABILITY DIVIDEND REVENUE | 8,000 | 8,040 | | 8,000 | 8,000 | 8,000 | 8,000 |
| 101-000.000-419.000 | AT & T LEASE PAYMENTS | 61,200 | 37,295 | | 63,000 | 63,000 | 63,000 | 63,000 |
| | (2026-27) (\$5328/MONTH) FY-26+3% | | | | | | | |
| 101-000.000-421.000 | METRO-PCS LEASE PAYMENTS | 48,960 | 48,694 | | 68,326 | 68,326 | 68,326 | 68,326 |
| | (2026-27) (\$5528 PER MONTH) FY-26+3% | | | | | | | |
| 101-000.000-423.000 | WORK COMP REIMBURSEMENT | 17,054 | 17,054 | | | | | |
| 101-000.000-424.000 | UNEARNED REVENUE | | | | | | | |
| 101-000.000-427.033 | SPECIAL ASSESSMENT - PA 33 PUBLIC SAFETY | 370,000 | 359,444 | | 0 | 96,000 | 192,000 | 288,000 |
| 101-000.000-445.000 | PENALTIES AND INTEREST ON TAXES | 43,900 | 17,490 | | 43,000 | 43,000 | 43,000 | 43,000 |
| 101-000.000-446.000 | INVESTMENT INTEREST | | | | | | | |
| | (2026-27) ((DO NOT USE)) INV INT 665 | | | | | | | |
| 101-000.000-447.000 | TAX 1% ADMINISTRATIVE FEE | 110,500 | 105,545 | | 117,800 | 117,800 | 117,800 | 117,800 |
| | (2026-27) (94,367 PLUS 20,009) FY-26+3% | | | | | | | |
| 101-000.000-448.000 | INSURANCE REIMBURSEMENT | 2,357 | 2,357 | | 2,428 | 2,428 | 2,428 | 2,428 |
| | (2026-27) FY-26+3% | | | | | | | |
| 101-000.000-455.000 | METRO AUTHORITY-FEE | 18,000 | | | 19,000 | 19,000 | 19,000 | 19,000 |
| | (2026-27) RECEIVED IN JUNE | | | | | | | |
| 101-000.000-456.000 | BUILDING PERMITS | 70,000 | 42,695 | | 72,100 | 72,100 | 72,100 | 72,100 |
| | (2026-27) FY-26+3% | | | | | | | |
| 101-000.000-456.283 | BONDS FORFEITED/EXPIRED | | | | | | | |
| 101-000.000-457.000 | ZONING, SITE, SPECIAL PERMITS | 16,000 | 12,489 | | 16,480 | 16,480 | 16,480 | 16,480 |
| | (2026-27) FY-26+3% | | | | | | | |
| 101-000.000-458.000 | PLUMBING/HEATING PERMITS | 30,000 | 22,592 | | 30,900 | 30,900 | 30,900 | 30,900 |
| | (2026-27) FY-26+3% | | | | | | | |
| 101-000.000-459.000 | ELECTRICAL PERMITS | 20,000 | 12,543 | | 20,600 | 20,600 | 20,600 | 20,600 |
| | (2026-27) FY-26+3% | | | | | | | |
| 101-000.000-460.000 | LICENSES/REGISTRATIONS & ETC DUE TO CITY | 17,500 | 5,411 | | 18,025 | 18,025 | 18,025 | 18,025 |
| | (2026-27) FY-26+3% | | | | | | | |
| 101-000.000-461.000 | DOG & CAT LICENSES | 500 | 253 | | 515 | 515 | 515 | 515 |
| | (2026-27) FY-26+3% | | | | | | | |
| 101-000.000-465.000 | CABLE TV REVENUES | | | | | | | |
| | (2026-27) TO USE SOM ACCT#477 INSTEAD OF 465 | | | | | | | |
| 101-000.000-470.000 | RECREATION SPECIAL PROGRAMS | 4,000 | 1,657 | | 4,120 | 4,120 | 4,120 | 4,120 |
| | (2026-27) FY-26+3% | | | | | | | |

| BUDGET REPORT FOR CITY OF LATHRUP VILLAGE | | 2025-26 | 2025-26 | | 2026-27 | 2026-27 | 2026-27 | 2026-27 |
|---|---|---------|---------------|------------|-------------|-------------|-------------|-------------|
| | | AMENDED | ACTIVITY | | RECOMMENDED | RECOMMENDED | RECOMMENDED | RECOMMENDED |
| | | BUDGET | THRU 06/30/26 | | BUDGET - A | BUDGET - B | BUDGET - C | BUDGET - D |
| GL NUMBER | DESCRIPTION | | | COST NOTES | NO PA 33 | 0.5 PA 33 | 1.0 PA 33 | 1.5 PA 33 |
| 101-000.000-470.001 | DOG PARK REVENUE | | 15 | | | | | |
| 101-000.000-470.002 | COMMUNITY GARDEN REVENUE | 500 | | | 500 | 500 | 500 | 500 |
| 101-000.000-471.000 | DONATIONS-OTHER | | | | | | | |
| 101-000.000-475.000 | COMM ROOM & BLDG RENT REVENUE | 100,000 | 55,084 | | 103,000 | 103,000 | 103,000 | 103,000 |
| | (2026-27) FY-26+3% | | | | | | | |
| 101-000.000-477.000 | CABLE TV FRANCHISE FEES | 90,000 | 37,537 | | 80,000 | 80,000 | 80,000 | 80,000 |
| | (2026-27) TO USE SOM #477 INSTEAD OF 465 (CABLE FEES TRENDING DOWNWARD) | | | | | | | |
| 101-000.000-540.000 | 302 TRAINING FUNDS-REVENUES | 2,000 | 2,306 | | 2,000 | 2,000 | 2,000 | 2,000 |
| 101-000.000-543.000 | FEDERAL/STATE GRANT | 9,766 | 9,766 | | 9,765 | 9,765 | 9,765 | 9,765 |
| | (2026-27) FY-26: FED HAVA ELECTION SEC REIMB | | | | | | | |
| | (2026-27) FY-26: OC UASI REIMB GRT LKS HOMELAND SEC CONF | | | | | | | |
| | (2026-27) FY-26: MEDC MASTER PLAN MILESTONE-1 25% | | | | | | | |
| | (2027-28) FY-26: FED HAVA ELECTION SEC REIMB | | | | | | | |
| | (2027-28) FY-26: OC UASI REIMB GRT LKS HOMELAND SEC CONF | | | | | | | |
| | (2027-28) FY-26: MEDC MASTER PLAN MILESTONE-1 25% | | | | | | | |
| | (2027-28) MAMC ADA GRANT | | | | | | | |
| 101-000.000-545.000 | POLICE ACTIVITY - CPE REVENUE | 11,000 | 11,000 | | 11,000 | 11,000 | 11,000 | 11,000 |
| | (2026-27) SOM | | | | | | | |
| 101-000.000-545.500 | POLICE ACTIVITY REIMBURSEMENT | 1,800 | 1,795 | | 1,854 | 1,854 | 1,854 | 1,854 |
| | (2026-27) LVPD SECURITY FOR LVMF FY-26+3% | | | | | | | |
| 101-000.000-546.000 | POLICE CHARGES FOR SERVICES | 15,000 | 8,479 | | 15,450 | 15,450 | 15,450 | 15,450 |
| | (2026-27) FY-26+3% | | | | | | | |
| 101-000.000-569.000 | OTHER STATE GRANTS | 12,150 | 12,275 | | 2,349 | 2,349 | 2,349 | 2,349 |
| | (2026-27) SOM-QHERPP FY-26+3% | | | 86 | | | | |
| | (2026-27) SOM-SBTE REIMBURSEMENT FY-26+3% | | | 2,263 | | | | |
| 101-000.000-573.001 | LCSA REVENUE | 25,000 | 18,533 | | 37,000 | 37,000 | 37,000 | 37,000 |
| | (2026-27) RECEIVE 1/2 IN OCTOBER | | | 18,500 | | | | |
| | (2026-27) AND 1/2 IN MAY | | | 18,500 | | | | |
| 101-000.000-574.000 | STATE SHARED REVENUES | 486,000 | 173,409 | | 480,000 | 480,000 | 480,000 | 480,000 |
| | Decrease in State Shared Revenues | | | | | | | |
| 101-000.000-607.000 | FOIA FEES | 250 | 657 | | 800 | 800 | 800 | 800 |
| 101-000.000-607.718 | FOIA-VOTING/ELECTIONS | | 30 | | | | | |
| 101-000.000-612.000 | DISTRICT COURT FINES | 50,000 | 23,665 | | 51,500 | 51,500 | 51,500 | 51,500 |
| 101-000.000-627.000 | SIDEWALK REVENUES | 55,000 | 49,169 | | 9,810 | 9,810 | 9,810 | 9,810 |
| | (2026-27) SIDEWALK 40-24-13-156-001 | | | 2,400 | | | | |
| | (2026-27) CAMBRIDGE S/A INSTALLMENT (\$741.02 X 10) THROUGH 2032 | | | 7,410 | | | | |
| 101-000.000-628.000 | WEED/CODE ENFORCEMENT REVENUE | 10,000 | 16,215 | | 10,300 | 10,300 | 10,300 | 10,300 |
| 101-000.000-631.000 | RECYCLING CHARGES BIN/BILLING | | 12 | | | | | |
| 101-000.000-632.000 | PUBLIC SERVICES REIMBURSEMENT | 35,000 | 24,276 | | 36,050 | 36,050 | 36,050 | 36,050 |
| 101-000.000-664.000 | INTEREST INCOME- LEASES | 77,000 | | | 77,000 | 77,000 | 77,000 | 77,000 |
| | (2026-27) GASB-87 | | | 77,000 | | | | |
| 101-000.000-665.000 | INVESTMENT INTEREST | 100,000 | 75,832 | | 100,000 | 100,000 | 100,000 | 100,000 |
| | (2026-27) RECLASS FROM 665 TO 446 | | | 100,000 | | | | |
| 101-000.000-669.000 | DPS BLDG RENT FROM WATER | 4,917 | 4,917 | | 4,917 | 4,917 | 4,917 | 4,917 |
| 101-000.000-671.000 | ADMINISTRATIVE REV RD FUND | 4,000 | 4,000 | | 4,000 | 4,000 | 4,000 | 4,000 |
| | (2026-27) ADMIN CHARGE TO MAJOR ROADS (202) | | | 4,000 | | | | |
| 101-000.000-676.001 | EMPLOYEE BENEFIT CONTRIBUTION | 35,000 | 20,809 | | 36,200 | 36,200 | 36,200 | 36,200 |
| | (2026-27) EMPLOYEE 20% MEDICAL REIMBURSEMENT | | | 35,000 | | | | |
| 101-000.000-677.000 | ELECTION REIMBURSEMENTS | | | | | | | |

| BUDGET REPORT FOR CITY OF LATHRUP VILLAGE | | 2025-26 | 2025-26 | | 2026-27 | 2026-27 | 2026-27 | 2026-27 |
|---|--|------------------|------------------|------------|------------------|------------------|------------------|------------------|
| | | AMENDED | ACTIVITY | | RECOMMENDED | RECOMMENDED | RECOMMENDED | RECOMMENDED |
| | | BUDGET | THRU 06/30/26 | | BUDGET - A | BUDGET - B | BUDGET - C | BUDGET - D |
| GL NUMBER | DESCRIPTION | | | COST NOTES | NO PA 33 | 0.5 PA 33 | 1.0 PA 33 | 1.5 PA 33 |
| 101-000.000-681.000 | SALE OF ABANDONED PROPERTY | | 105 | | 100 | 100 | 100 | 100 |
| 101-000.000-682.000 | SALE OF FIXED ASSET | 5,000 | 5,067 | | 1,000 | 1,000 | 1,000 | 1,000 |
| 101-000.000-690.258 | TRANSFER IN FROM CAPITAL ACQ | | | | | | | |
| Totals for dept 000.000 - | | 5,481,654 | 4,687,935 | | 5,174,022 | 5,270,022 | 5,366,022 | 5,462,022 |
| TOTAL ESTIMATED REVENUES | | 5,481,654 | 4,687,935 | | 5,174,022 | 5,270,022 | 5,366,022 | 5,462,022 |
| APPROPRIATIONS | | | | | | | | |
| Dept 000.000 | | | | | | | | |
| 101-000.000-941.000 | CONTINGENCY | 30,197 | | | | | | |
| | (2026-27) RESERVE FOR UNFORESEEN EVENTS / TO BALANCE BUDGET | | | | | | | |
| | (2027-28) RESERVE FOR UNFORESEEN EVENTS / TO BALANCE BUDGET | | | | | | | |
| Totals for dept 000.000 - | | 30,197 | | | | | | |
| Dept 100.000 - GOVERNMENT SERVICES | | | | | | | | |
| 101-100.000-708.000 | PROPERTY & LIABILITY INSURANC | 46,000 | 38,443 | | 47,380 | 47,380 | 47,380 | 47,380 |
| 101-100.000-710.000 | UNEMPLOYMENT INSURANCE | 50 | 7 | | 60 | 60 | 60 | 60 |
| 101-100.000-712.000 | WORKER'S COMP INSURANCE | 5,000 | 4,882 | | 5,150 | 5,150 | 5,150 | 5,150 |
| 101-100.000-713.000 | MERS-RHFV CONTRIBUTION | 50,000 | | | 0 | 0 | 0 | 25,000 |
| | REMOVED (Part. Funded at 1.5 PA 33) | | | | | | | |
| 101-100.000-726.000 | OFFICE SUPPLIES | 6,000 | 2,459 | | 6,000 | 6,000 | 6,000 | 6,000 |
| 101-100.000-732.000 | CODE ENFORCEMENT | 3,000 | 1,242 | | 3,000 | 3,000 | 3,000 | 3,000 |
| 101-100.000-733.000 | CASH SHORT/OVER | | | | | | | |
| 101-100.000-802.000 | TAX TRIBUNAL RETURNS | 1,000 | | | 1,000 | 1,000 | 1,000 | 1,000 |
| 101-100.000-803.000 | MEMBERSHIPS & MEETINGS | 0 | 0 | | 0 | 0 | 0 | 0 |
| | RECLASS TO 101-100-910 and 101-100-915 | | | | | | | |
| 101-100.000-804.000 | BUILDING TRADE INSPECTION | 100,000 | 58,631 | | 103,000 | 103,000 | 103,000 | 103,000 |
| 101-100.000-805.000 | CABLE TELEVISION | 55,500 | 32,032 | | 55,500 | 55,500 | 55,500 | 55,500 |
| | LVTV | | | 48,000 | | | | |
| | MISC | | | 7,500 | | | | |
| 101-100.000-808.000 | COMMUNITY CENTER EXPENDITURE | 43,500 | 19,943 | | 45,000 | 45,000 | 45,000 | 45,000 |
| | Oversight/Cleaning Services; Food Service Licenses | | | | | | | |
| 101-100.000-810.000 | AUDITING & ACCOUNTING | 27,000 | 25,452 | | 27,100 | 27,100 | 27,100 | 27,100 |
| | Maner | | | 22,050 | | | | |
| | CBIZ | | | 1,950 | | | | |
| | Bendzinski | | | 1,000 | | | | |
| 101-100.000-822.000 | LEGAL SERVICES | 60,000 | 30,008 | | 60,000 | 60,000 | 60,000 | 60,000 |
| | Baker Group Retainer | | | 50,000 | | | | |
| | Additional Services (including Labor Attorney) | | | 10,000 | | | | |
| 101-100.000-832.000 | CITIZEN COMMUNICATION/PR | 1,000 | 425 | | 1,400 | 1,400 | 1,400 | 1,400 |
| | Canva | | | 400 | | | | |
| | Newspaper Ads | | | 1,000 | | | | |
| 101-100.000-840.000 | LIBRARY PAYMENT | | | | 0 | 0 | 0 | 0 |
| | Based on 1-mill contract language - RECLASS TO 101-790.000-828.790 | | | | | | | |
| 101-100.000-848.000 | GOVERNMENT OPERATIONS | 40,000 | 12,713 | | 30,000 | 30,000 | 30,000 | 30,000 |
| 101-100.000-848.001 | TECHNOLOGY | 69,500 | 54,878 | | 85,500 | 85,500 | 85,500 | 85,500 |
| | IT Services | | | 28,000 | | | | |
| | BS&A | | | 15,000 | | | | |
| | CivicPlus | | | 12,000 | | | | |

| BUDGET REPORT FOR CITY OF LATHRUP VILLAGE | | 2025-26 | 2025-26 | | 2026-27 | 2026-27 | 2026-27 | 2026-27 |
|--|---|----------------|----------------|------------|----------------|----------------|----------------|----------------|
| | | AMENDED | ACTIVITY | | RECOMMENDED | RECOMMENDED | RECOMMENDED | RECOMMENDED |
| | | BUDGET | THRU 06/30/26 | | BUDGET - A | BUDGET - B | BUDGET - C | BUDGET - D |
| GL NUMBER | DESCRIPTION | | | COST NOTES | NO PA 33 | 0.5 PA 33 | 1.0 PA 33 | 1.5 PA 33 |
| | MuniCode | | | 5,000 | | | | |
| | Apptegy (Website) + Newsletter/Texting | | | 10,000 | | | | |
| | Adobe Pro | | | 1,000 | | | | |
| | SeeClickFix | | | 6,500 | | | | |
| | Rioch | | | 3,000 | | | | |
| | MISC | | | 5,000 | | | | |
| 101-100.000-850.000 | TELEPHONE EXPENDITURES | 35,000 | 27,649 | | 17,500 | 17,500 | 17,500 | 17,500 |
| 101-100.000-860.000 | VEHICLE EXPENSE | 5,000 | 1,750 | | 4,000 | 4,000 | 4,000 | 5,000 |
| | (2026-27) CITY ADMIN CAR ALLOWANCE (Contract) | | | 3,000 | | | | |
| | (2026-27) MISCELLANEOUS VEHICLE/TRAVEL EXPENSE | | | 1,000 | | | | |
| 101-100.000-880.000 | CDBG EXPENDITURES | 7,000 | | | 7,000 | 7,000 | 7,000 | 7,000 |
| 101-100.000-882.000 | PLANNING/CONSULTING FEES | 52,350 | 6,875 | | 20,000 | 20,000 | 20,000 | 20,000 |
| | Retainer & Plan Reviews | | | 20,000 | | | | |
| 101-100.000-900.000 | PRINTING/PUBLICATION COSTS | 11,000 | 3,401 | | 11,330 | 11,330 | 11,330 | 11,330 |
| 101-100.000-901.000 | POSTAGE FEES | 7,000 | 5,695 | | 8,500 | 8,500 | 8,500 | 8,500 |
| 101-100.000-910.000 | PROFESSIONAL DEVELOPMENT / TRAINING | 6,000 | 4,016 | | 3,000 | 6,000 | 6,000 | 6,000 |
| 101-100.000-915.000 | MEMBERSHIPS | 11,500 | 4,543 | | 9,000 | 11,500 | 11,500 | 11,500 |
| | ICMA/MME/APA; Treasurers Associations; Clerk Association; SOCPWA; Municipal Code Association MML Full Member | | | 8,755 | | | | |
| 101-100.000-955.000 | MISCELLANEOUS EXPENDITURES | 5,000 | (221) | | 5,000 | 5,000 | 5,000 | 5,000 |
| 101-100.000-955.003 | ARPA EXPENDITURES | | | | | | | |
| Totals for dept 100.000 - GOVERNMENT SERVICES | | 707,794 | 334,823 | | 555,420 | 560,920 | 560,920 | 586,920 |
| Dept 101.000 - ADMINISTRATION | | | | | | | | |
| 101-101.000-701.000 | SALARIES FULL-TIME | 400,000 | 223,587 | | 408,000 | 408,000 | 416,000 | 416,000 |
| | Salaries frozen for FY 27 (1 or 1.5 PA 33 = 2.7% COLA) | | | | | | | |
| 101-101.000-703.000 | EMPLOYEE TAXES & BENEFITS | (66,400) | 45,490 | | 73,200 | 73,200 | 73,932 | 73,932 |
| | Active - SS/Retiree HSA | | | 61,000 | | | | |
| 101-101.000-716.000 | DEFINED CONTRIBUTION PENSION PLAN EXPENSE | 19,000 | 18,772 | | 19,000 | 19,000 | 19,000 | 22,800 |
| | Active - Retirement | | | 19,000 | | | | |
| 101-101.000-717.000 | DEFINED BENEFIT PENSION PLAN CONTRIBUTION | 152,500 | 112,997 | | 161,000 | 161,000 | 161,000 | 161,000 |
| | Retiree MERS contribution (excludes PD) | | | 161,000 | | | | |
| 101-101.000-718.000 | HEALTH INSURANCE PREMIUMS (CURRENT EMPLOYEES) | 63,000 | 59,506 | | 72,000 | 72,000 | 72,000 | 72,000 |
| | Active - Health Insurance (increase ~14.62%) | | | 72,000 | | | | |
| 101-101.000-719.000 | OFFICIALS EXPENSE | 5,000 | 1,490 | | 0 | 5,000 | 5,000 | 5,000 |
| | Council Trainings/Conference | | | | | | | |
| 101-101.000-721.000 | DATA PROCESING & ASSESSING SVCS | 50,000 | 50,975 | | 51,000 | 51,000 | 51,000 | 51,000 |
| | (2026-27) SOUTHFIELD - ASSESSING SERVICES | | | 50,000 | | | | |
| | (2026-27) OC MISCELLANEOUS | | | 1,000 | | | | |
| 101-101.000-722.000 | LEGAL SERVICES | 60,000 | 0 | | 0 | 0 | 0 | 0 |
| | RECLASS TO 101-100-822 | | | | | | | |
| 101-101.000-723.000 | RETIREE HEALTH CARE - OPEB | 18,500 | 17,481 | | 22,000 | 22,000 | 22,000 | 22,000 |
| | Retiree - Health Insurance (Increased ~17.29%) | | | 22,000 | | | | |
| 101-101.000-803.000 | MEMBERSHIPS & MEETINGS | 0 | 0 | | 0 | 0 | 0 | 0 |
| | Reclass to 101-100-915 | | | | | | | |
| 101-101.000-818.000 | ELECTIONS | 35,000 | 20,264 | | 50,000 | 50,000 | 50,000 | 50,000 |
| | RECLASS from 101-000-718 | | | | | | | |
| | New Voting Equipment Required by the State | | | 15,000 | | | | |
| | Aug/Nov 26 Election | | | 35,000 | | | | |

| BUDGET REPORT FOR CITY OF LATHRUP VILLAGE | | 2025-26 | 2025-26 | | 2026-27 | 2026-27 | 2026-27 | 2026-27 |
|---|---|----------------|----------------|------------|----------------|----------------|----------------|----------------|
| | | AMENDED | ACTIVITY | | RECOMMENDED | RECOMMENDED | RECOMMENDED | RECOMMENDED |
| | | BUDGET | THRU 06/30/26 | | BUDGET - A | BUDGET - B | BUDGET - C | BUDGET - D |
| GL NUMBER | DESCRIPTION | | | COST NOTES | NO PA 33 | 0.5 PA 33 | 1.0 PA 33 | 1.5 PA 33 |
| 101-101.000-822.000 | LEGAL SERVICES - CODE ENFORCEMENT | 20,000 | 6,598 | | 20,000 | 20,000 | 20,000 | 20,000 |
| 101-101.000-847.000 | BOARD OF REVIEW | 600 | 400 | | 600 | 600 | 600 | 600 |
| 101-101.000-955.000 | MISCELLANEOUS EXPENDITURES | 9,000 | 121 | | 1,000 | 1,000 | 1,000 | 1,000 |
| Totals for dept 101.000 - ADMINISTRATION | | 768,200 | 565,404 | | 877,800 | 882,800 | 891,532 | 895,332 |
| Dept 201.000 - BUILDING & GROUNDS | | | | | | | | |
| 101-201.000-702.000 | SALARIES PART-TIME | | | | | | | |
| | (2026-27) RECLASS FROM 702 TO 801 (C.GRANT) | | | | | | | |
| | (2026-27) RECLASS BUILDING MAINTENANCE (SALARY + AFLAC) FROM 702 TO 801 | | | | | | | |
| 101-201.000-801.000 | PROFESSIONAL & CONTRACTUAL | 30,000 | 17,801 | | 31,000 | 31,000 | 31,000 | 31,000 |
| | Custodial (C. Grant) | | | | | | | |
| 101-201.000-920.000 | UTILITIES | 85,000 | 41,113 | | 63,000 | 63,000 | 63,000 | 63,000 |
| | DTE/Consumers | | | | | | | |
| 101-201.000-930.000 | BUILDING MAINTENANCE & REPAIR | 40,000 | 28,215 | | 50,000 | 50,000 | 50,000 | 50,000 |
| | Pest Control, Mat Cleaning, Cleaning Supplies, HVAC Maintenance, Utility Maintenance, ETC, Elevator | | | | | | | |
| 101-201.000-930.001 | BUILDING - GRANTS | 5,359 | | | 5,359 | 5,359 | 5,359 | 5,359 |
| | (2026-27) HVAC GRANT REIMBURSEMENT \$5,358.65 THROUGH 2027 | | | | | | | |
| 101-201.000-936.000 | EQUIPMENT MAINTENANCE | 7,500 | 1,105 | | 5,000 | 5,000 | 5,000 | 5,000 |
| 101-201.000-938.000 | PARKING LOT & GROUNDS | 5,000 | 6,858 | | 6,000 | 6,000 | 6,000 | 6,000 |
| 101-201.000-970.000 | CAPITAL EXPENDITURE | 25,000 | 11,934 | | 0 | 0 | 0 | 50,000 |
| | City Hall Elevator State ADA Compliance and Safety Code Violation Upgrades | | | | | | | |
| Totals for dept 201.000 - BUILDING & GROUNDS | | 197,859 | 107,026 | | 160,359 | 160,359 | 160,359 | 210,359 |
| Dept 301.000 - POLICE DEPARTMENT | | | | | | | | |
| 101-301.000-701.000 | SALARIES FULL-TIME | 1,045,000 | 638,716 | | 1,043,000 | 1,043,000 | 1,050,000 | 1,050,000 |
| | Patrol (Adjusted for Union Contract) - Removed 1 FT Officer | | | 655,000 | | | | |
| | Command (Adjusted for Union Contract) | | | 207,000 | | | | |
| | Admin | | | 181,000 | | | | |
| 101-301.000-702.000 | SALARIES PART-TIME | 150,000 | 97,622 | | 0 | 50,000 | 50,000 | 50,000 |
| | No PA 33 - PT removed | | | | | | | |
| 101-301.000-703.000 | EMPLOYEE TAXES & BENEFITS | 227,500 | 129,719 | | 186,460 | 186,460 | 186,460 | 186,460 |
| | Active - Health Insurance (Increased ~18.19%) RECLASS TO 101-301.000-718.000 | | | | | | | |
| | Retiree - Health Insurance (Increased ~17.31%) RECLASS TO 101-301.000-723.000 | | | | | | | |
| | Active - SS/Retiree HSA RECLASS ACTIVE RETIREMENT TO 101-301.000-716.000 | | | 186,460 | | | | |
| 101-301.000-704.000 | SALARIES-OVERTIME | 80,000 | 49,962 | | 50,000 | 50,000 | 50,000 | 50,000 |
| 101-301.000-708.000 | PROPERTY & LIABILITY INSURANC | 37,000 | 36,935 | | 40,000 | 40,000 | 40,000 | 40,000 |
| 101-301.000-710.000 | UNEMPLOYMENT INSURANCE | 110 | 7 | | 100 | 100 | 100 | 100 |
| 101-301.000-712.000 | WORKER'S COMP INSURANCE | 10,000 | 9,764 | | 10,300 | 10,300 | 10,300 | 10,300 |
| 101-301.000-716.000 | DEFINED CONTRIBUTION PENSION PLAN EXPENSE | 63,000 | 40,020 | | 75,000 | 75,000 | 75,000 | 75,000 |
| | Active - Retirement | | | 75,000 | | | | |
| 101-301.000-717.000 | DEFINED BENEFIT PENSION PLAN CONTRIBUTION | 35,500 | 27,042 | | 38,000 | 38,000 | 38,000 | 38,000 |
| | Retiree MERS contribution | | | 38,000 | | | | |
| 101-301.000-718.000 | HEALTH INSURANCE PREMIUMS (CURRENT EMPLOYEES) | 103,000 | 94,844 | | 122,000 | 122,000 | 122,000 | 122,000 |
| | Active - Health Insurance (Increased ~18.19%) | | | 122,000 | | | | |
| 101-301.000-723.000 | RETIREE HEALTH CARE - OPEB | 160,000 | 131,621 | | 188,000 | 188,000 | 188,000 | 188,000 |
| | Retiree - Health Insurance (Increased ~17.31%) | | | 188,000 | | | | |
| 101-301.000-726.000 | OFFICE SUPPLIES | 6,000 | 2,931 | | 6,000 | 6,000 | 6,000 | 6,000 |
| 101-301.000-727.000 | ROAD SUPPLIES | 2,500 | 2,347 | | 2,500 | 2,500 | 2,500 | 2,500 |

| BUDGET REPORT FOR CITY OF LATHRUP VILLAGE | | 2025-26 | 2025-26 | | 2026-27 | 2026-27 | 2026-27 | 2026-27 |
|---|---|---------|---------------|------------|-------------|-------------|-------------|-------------|
| | | AMENDED | ACTIVITY | | RECOMMENDED | RECOMMENDED | RECOMMENDED | RECOMMENDED |
| | | BUDGET | THRU 06/30/26 | | BUDGET - A | BUDGET - B | BUDGET - C | BUDGET - D |
| GL NUMBER | DESCRIPTION | | | COST NOTES | NO PA 33 | 0.5 PA 33 | 1.0 PA 33 | 1.5 PA 33 |
| | Flares, latex gloves, PBT supplies, lockout kits, AED and pads & batteries, medical kits, | | | | | | | |
| 101-301.000-728.000 | EVIDENCE SUPPLIES | 1,000 | 80 | | 1,000 | 1,000 | 1,000 | 1,000 |
| | Fingerprint powder, cameras, DNA kits, evidence bags & paper & boxes, batteries, | | | | | | | |
| 101-301.000-729.000 | OFFICE MACHINE MAINTENANCE | 1,500 | 508 | | 1,500 | 1,500 | 1,500 | 1,500 |
| | (2026-27) XEROX | | | | | | | |
| 101-301.000-731.000 | PUBLICATIONS/DOCUMENT REDUCIN | 1,000 | | | 1,000 | 1,000 | 1,000 | 1,000 |
| | (2026-27) PUBLICATIONS | | | | | | | |
| 101-301.000-802.000 | TAX TRIBUNAL RETURNS | | | | | | | |
| 101-301.000-803.000 | MEMBERSHIPS & MEETINGS | | | | | | | |
| | (2026-27) MEMBERSHIPS RECLASS TO 101-301.000-915.000 | | | | | | | |
| 101-301.000-821.000 | POLICE RESERVES | 500 | | | 500 | 500 | 500 | 500 |
| | Boots, uniforms, misc items for gear | | | | | | | |
| 101-301.000-822.000 | LEGAL SERVICES | | | | | | | |
| | (2026-27) TRAINING RECLASS TO 101-301.000-910.000 | | | | | | | |
| 101-301.000-823.000 | FIREARMS TRAINING | 9,000 | 2,550 | | 7,000 | 7,000 | 7,000 | 7,000 |
| | Replacement AR-15 | | | 3,000 | | | | |
| | Two range rental days per qualification, two qualifications per year | | | 1,000 | | | | |
| | Ammunition | | | 4,000 | | | | |
| | Targets, backers, staples, range supplies, misc firearm parts, | | | 1,000 | | | | |
| 101-301.000-825.000 | ANIMAL CONTROL | 200 | | | 200 | 200 | 200 | 200 |
| 101-301.000-826.000 | COMMUNITY POLICING | 1,100 | 150 | | 1,250 | 1,250 | 1,250 | 1,250 |
| | Thanksgiving Event | | | 500 | | | | |
| | Chili Event | | | 500 | | | | |
| | Department Swag (strickers, coloring books, pamphlets, cups, pens, paper products) | | | 250 | | | | |
| 101-301.000-827.000 | 302 TRAINING FUNDS EXPENDITURES | 4,000 | 2,306 | | 4,443 | 4,443 | 4,443 | 4,443 |
| | State funding sent to OCC for advanced police training | | | | | | | |
| 101-301.000-828.000 | CONTRACTED FIRE SERVICES | | | | | | | |
| | (2026-27) RECLASS TO 101-335.000-828.000 & 101-335.000-828.500 | | | | | | | |
| 101-301.000-829.000 | POLICE UNIFORMS & CLEANING | 15,000 | 12,223 | | 15,450 | 15,450 | 15,450 | 15,450 |
| | New officer and uniform replacement, dry cleaning, boot allowance. | | | 10,000 | | | | |
| | Bullet Proof Vests | | | 5,450 | | | | |
| 101-301.000-836.000 | PRISONER LOCKUP | 3,000 | 3,700 | | 5,000 | 5,000 | 5,000 | 5,000 |
| | Contract with Berkley | | | | | | | |
| 101-301.000-839.000 | CPE - CONTINUED PROFESSIONAL EDUCATION | 2,725 | 2,820 | | 6,000 | 6,000 | 6,000 | 11,000 |
| 101-301.000-848.001 | TECHNOLOGY | 42,500 | 34,865 | | 42,223 | 42,223 | 42,223 | 42,223 |
| | (2026-27) BODYCAM Cloud Storage | | | 10,000 | | | | |
| | MDC Replacement @ one per year | | | 5,000 | | | | |
| | Department Computer replacement | | | 3,000 | | | | |
| | Taser contract | | | 9,223 | | | | |
| | Power DMS | | | 5,500 | | | | |
| | Lexipol | | | 1,500 | | | | |
| | Guardian Tracking | | | 1,500 | | | | |
| | When to work scheduling software | | | 500 | | | | |
| | Adobe | | | 500 | | | | |
| | Patrol car printers, license scanners, | | | 500 | | | | |
| | Misc. | | | 5,000 | | | | |
| 101-301.000-850.000 | TELEPHONE EXPENDITURES | 11,000 | 2,320 | | 7,000 | 7,000 | 7,000 | 7,000 |
| 101-301.000-851.000 | RADIO COMMUNICATIONS | 14,250 | 5,546 | | 14,500 | 14,500 | 14,500 | 14,500 |
| | CLEMIS - Report writing software | | | 11,500 | | | | |

| BUDGET REPORT FOR CITY OF LATHRUP VILLAGE | | 2025-26 | 2025-26 | | 2026-27 | 2026-27 | 2026-27 | 2026-27 |
|--|---|------------------|------------------|------------|------------------|------------------|------------------|------------------|
| | | AMENDED | ACTIVITY | | RECOMMENDED | RECOMMENDED | RECOMMENDED | RECOMMENDED |
| | | BUDGET | THRU 06/30/26 | | BUDGET - A | BUDGET - B | BUDGET - C | BUDGET - D |
| GL NUMBER | DESCRIPTION | | | COST NOTES | NO PA 33 | 0.5 PA 33 | 1.0 PA 33 | 1.5 PA 33 |
| | Mobile Radio Expenses | | | 1,000 | | | | |
| | Modems, patrol car communication equipment | | | 2,000 | | | | |
| 101-301.000-860.000 | VEHICLE EXPENSE | 65,000 | 58,680 | | 72,500 | 72,500 | 72,500 | 72,500 |
| | Vehicle Maintenance | | | | | | | |
| 101-301.000-910.000 | PROFESSIONAL DEVELOPMENT / TRAINING | 15,500 | 10,791 | | 16,000 | 16,000 | 16,000 | 16,000 |
| | OCC Advanced Training, conferences, MACP summer and winter, IACP Conference, MLEAC training, ALICE instructor, EVO, FTO instructor, CPR/First AID, Police one academy, Admin assistant conference, LERMA conference, FOIA training, Baton, Taser instructor | | | | | | | |
| 101-301.000-915.000 | MEMBERSHIPS | 5,500 | 1,135 | | 3,000 | 3,000 | 3,000 | 3,000 |
| | IACP, MACP, OCACP, SEMACP, TIA, IAFCI, FBINA, Oaktac, NADA, MLEAC, FBI Leeda | | | | | | | |
| 101-301.000-955.000 | MISCELLANEOUS EXPENDITURES | | | | | | | |
| 101-301.000-970.000 | CAPITAL EXPENDITURE | 57,500 | 50,866 | | 0 | 0 | 80,000 | 80,000 |
| | Vehicle Replacement (only with 2.25 PA 33) | | | | | | | |
| Totals for dept 301.000 - POLICE DEPARTMENT | | 2,979,885 | 1,382,079 | | 1,959,926 | 2,009,926 | 2,096,926 | 2,101,926 |
| Dept 335.000 - FIRE & DISPATCH SERVICES (CONTRACTED) | | | | | | | | |
| 101-335.000-828.000 | CONTRACTED FIRE SERVICES | 746,400 | 556,708 | | 783,025 | 783,025 | 783,025 | 783,025 |
| | Southfield Fire Contract (2026-27) RECLASS FROM 101-301.000-828.000 | | | | | | | |
| 101-335.000-828.500 | CONTRACTED DISPATCH SERVICES | 63,600 | | | 66,393 | 66,393 | 66,393 | 66,393 |
| | Southfield Dispatch Contract (2026-27) RECLASS FROM 101-301.000-828.000 | | | | | | | |
| Totals for dept 335.000 - FIRE & DISPATCH SERVICES (CONTRACTED) | | 810,000 | 556,708 | | 849,418 | 849,418 | 849,418 | 849,418 |
| Dept 401.000 - PUBLIC SERVICES | | | | | | | | |
| 101-401.000-703.000 | EMPLOYEE TAXES & BENEFITS | | | | | | | |
| | (2026-27) RECLASS TO 101-401.000-717.000 | | | | | | | |
| 101-401.000-717.000 | DEFINED BENEFIT PENSION PLAN CONTRIBUTION | 15,500 | 10,146 | | 16,240 | 16,240 | 16,240 | 16,240 |
| | (2026-27) MERS DB LEGACY COSTS | | | | | | | |
| 101-401.000-801.000 | PROFESSIONAL & CONTRACTUAL | 151,000 | 78,500 | | 154,000 | 154,000 | 154,000 | 154,000 |
| | (2026-27) LATHRUP SERVICES 31.32% @ 34,325.47 PER MONTH (FY-26) + 10% | | | 142,000 | | | | |
| | (2026-27) MISC | | | 12,000 | | | | |
| 101-401.000-860.000 | VEHICLE EXPENSE | 4,000 | | | 4,000 | 4,000 | 4,000 | 4,000 |
| 101-401.000-890.000 | PARK MAINTENANCE | 2,000 | | | 2,000 | 2,000 | 2,000 | 2,000 |
| 101-401.000-891.000 | TREE MAINTENANCE | 10,000 | | | 5,000 | 5,000 | 5,000 | 5,000 |
| 101-401.000-892.000 | SIDEWALK MAINTENANCE | | | | | | | |
| 101-401.000-893.000 | MAILBOXES | 500 | | | | | | |
| 101-401.000-920.000 | UTILITIES | 25,000 | 8,137 | | 15,000 | 15,000 | 15,000 | 15,000 |
| 101-401.000-921.000 | CONTRACTUAL SERVICES | | | | | | | |
| 101-401.000-936.000 | EQUIPMENT MAINTENANCE | 4,000 | 394 | | 1,000 | 1,000 | 1,000 | 1,000 |
| 101-401.000-970.000 | CAPITAL EXPENDITURE | 60,000 | 55,996 | | | | | |
| Totals for dept 401.000 - PUBLIC SERVICES | | 272,000 | 153,173 | | 197,240 | 197,240 | 197,240 | 197,240 |
| Dept 501.000 - LEAF COLLECTION | | | | | | | | |
| 101-501.000-955.000 | MISCELLANEOUS EXPENDITURES | 750 | | | | | | |
| 101-501.000-976.000 | ROAD EQUIPMENT MAINTENANCE | 1,000 | | | 1,000 | 1,000 | 1,000 | 1,000 |
| 101-501.000-978.000 | REFUSE EQUIP/ROLLOFF EXPEND | 7,000 | 8,066 | | 7,500 | 9,500 | 9,500 | 9,500 |
| | (2026-27) SOCRRA | | | 1,500 | | | | |
| | (2026-27) FERNDAL LEAVES | | | 1,500 | | | | |
| | (2026-27) MISC REPAIR ETC (Leaf Vaccs) | | | 6,500 | | | | |
| Totals for dept 501.000 - LEAF COLLECTION | | 8,750 | 8,066 | | 8,500 | 10,500 | 10,500 | 10,500 |

| BUDGET REPORT FOR CITY OF LATHRUP VILLAGE | | 2025-26 | 2025-26 | | 2026-27 | 2026-27 | 2026-27 | 2026-27 |
|--|---|------------------|------------------|------------|------------------|------------------|------------------|------------------|
| | | AMENDED | ACTIVITY | | RECOMMENDED | RECOMMENDED | RECOMMENDED | RECOMMENDED |
| | | BUDGET | THRU 06/30/26 | | BUDGET - A | BUDGET - B | BUDGET - C | BUDGET - D |
| GL NUMBER | DESCRIPTION | | | COST NOTES | NO PA 33 | 0.5 PA 33 | 1.0 PA 33 | 1.5 PA 33 |
| Dept 502.000 | | | | | | | | |
| 101-502.000-801.001 | SOCRRA | 415,578 | 241,173 | | 352,588 | 352,588 | 352,588 | 352,588 |
| | (2026-27) FY 25-26 APPROVED BUDGET (\$34,190/MO) +3% | | | 422,588 | | | | |
| | Removal of Chipping Service | | | (70,000) | | | | |
| Totals for dept 502.000 - | | 415,578 | 241,173 | | 352,588 | 352,588 | 352,588 | 352,588 |
| Dept 601.000 - RECREATION | | | | | | | | |
| 101-601.000-712.000 | WORKER'S COMP INSURANCE | 750 | | | 750 | 750 | 750 | 750 |
| 101-601.000-806.000 | ADULT PROGRAMS | 3,000 | | | | | 3,000 | 3,000 |
| 101-601.000-807.000 | BUS TRANSPORTATION | 1,000 | | | | | 1,000 | 1,000 |
| 101-601.000-811.000 | SENIOR ACTIVITIES | 3,000 | | | | | 3,000 | 3,000 |
| 101-601.000-812.000 | COMMUNITY EVENTS | 10,000 | 7,042 | | 10,000 | 10,000 | 10,000 | 10,000 |
| 101-601.000-813.000 | CHILDREN/YOUTH ACTIVITIES | 4,000 | 141 | | | | 4,000 | 4,000 |
| 101-601.000-815.000 | COMMUNITY GARDEN | 500 | | | 500 | 500 | 500 | 500 |
| 101-601.000-843.000 | DOG PARK EXPENSES | 250 | | | | | 250 | 250 |
| 101-601.000-882.000 | PLANNING/CONSULTING FEES | 9,800 | | | | | | |
| 101-601.000-884.000 | CONCERTS IN THE PARK | 750 | 446 | | 750 | 750 | 750 | 750 |
| Totals for dept 601.000 - RECREATION | | 33,050 | 7,629 | | 12,000 | 12,000 | 23,250 | 23,250 |
| Dept 790.000 - LIBRARY | | | | | | | | |
| 101-790.000-828.790 | CONTRACTED LIBRARY SERVICES | 190,735 | 59,969 | | 190,000 | 190,000 | 190,000 | 190,000 |
| | (2026-27) CITY OF SOUTHFIELD 1.0000 MILL (RECLASS FROM 101-100.000-840.000) | | | | | | | |
| Totals for dept 790.000 - LIBRARY | | | | | 190,000 | 190,000 | 190,000 | 190,000 |
| Dept 811.000 | | | | | | | | |
| 101-811.000-970.000 | CAPITAL EXPENDITURE | | | | | | | |
| Totals for dept 811.000 - | | | | | | | | |
| TOTAL APPROPRIATIONS | | 5,481,654 | 3,383,337 | | 5,163,251 | 5,225,751 | 5,332,733 | 5,417,533 |
| NET OF REVENUES/APPROPRIATIONS - FUND 101 | | | 1,304,598 | | 10,771 | 44,271 | 33,289 | 44,489 |
| BEGINNING FUND BALANCE | | 986,457 | 986,457 | | 986,454 | 986,454 | 986,454 | 986,454 |
| FUND BALANCE ADJUSTMENTS | | | | | | | | |
| ENDING FUND BALANCE | | 986,457 | 2,291,055 | | 997,225 | 1,030,725 | 1,019,743 | 1,030,943 |

| MAJOR & LOCAL ROADS | | 2023-24 | 2024-25 | 2025-26 | 2025-26 | | 2026-27 | 2027-28 |
|---|---|----------------|----------------|----------------|------------------------|-----------|--------------------|--------------------|
| GL NUMBER | DESCRIPTION | ACTIVITY | ACTIVITY | AMENDED BUDGET | ACTIVITY THRU 06/30/26 | NOTES | RECOMMENDED BUDGET | RECOMMENDED BUDGET |
| ESTIMATED REVENUES | | | | | | | | |
| Dept 702.000 - MAJOR STREET | | | | | | | | |
| 202-702.000-415.000 | MISCELLANEOUS REVENUES | | 22,332 | | | | | |
| 202-702.000-574.000 | STATE SHARED REVENUES | 408,044 | 427,119 | 415,000 | 234,535 | | 450,000 | 460,000 |
| | ACT 51 Allocation | | | | | | | |
| 202-702.000-665.000 | INVESTMENT INTEREST | 17,000 | 4,500 | 8,000 | 18,169 | | 10,000 | 10,000 |
| Totals for dept 702.000 - MAJOR STREET | | 425,044 | 453,951 | 423,000 | 252,704 | | 460,000 | 470,000 |
| TOTAL ESTIMATED REVENUES | | 425,044 | 453,951 | 423,000 | 252,704 | | 460,000 | 470,000 |
| APPROPRIATIONS | | | | | | | | |
| Dept 702.000 - MAJOR STREET | | | | | | | | |
| 202-702.000-703.000 | EMPLOYEE TAXES & BENEFITS | 604 | 878 | 5,000 | 503 | | 2,500 | 2,600 |
| 202-702.000-705.000 | SALARIES-ADMIN | 3,967 | 6,037 | 6,750 | 3,519 | | 6,500 | 6,600 |
| | City Admin (5%) | | | | | | | |
| 202-702.000-801.000 | PROFESSIONAL & CONTRACTUAL | | | 70,000 | 38,853 | | 74,000 | 74,000 |
| | (2026-27) LATHRUP SERVICES 16.17% @ 34,325.47 PER MONTH +10% | | | | | | | |
| 202-702.000-810.000 | AUDITING & ACCOUNTING | 9,785 | 7,442 | 3,250 | 3,345 | | 3,500 | 3,600 |
| 202-702.000-856.000 | ADMINISTRATION & ENGINEERING | 4,000 | 12,132 | 15,000 | 13,592 | | 5,000 | 5,000 |
| 202-702.000-858.000 | ROAD CONSTRUCTION | 299,215 | 107,434 | 120,000 | 105,531 | | | |
| 202-702.000-861.000 | ROAD MAINTENANCE | 13,593 | 3,696 | 5,000 | 1,419 | | 5,000 | 5,000 |
| 202-702.000-862.000 | ROADSIDE MAINTENANCE | | | 1,000 | | | 1,000 | 1,000 |
| 202-702.000-864.000 | TRAFFIC CONTROLS | 20,300 | 30,684 | 30,000 | 12,287 | | 30,900 | 32,000 |
| | Traffic Lights along Major Streets (from RCOC) | | | | | | | |
| 202-702.000-866.000 | SNOW & ICE REMOVAL | 1,649 | 1,536 | 5,500 | 4,634 | | 5,750 | 6,000 |
| 202-702.000-867.000 | EQUIPMENT RENTAL | | | 5,000 | | | 5,000 | 5,000 |
| 202-702.000-870.000 | FORESTRY | 16,213 | 2,670 | 20,000 | 4,836 | | 20,000 | 20,000 |
| | Tree maintenance along Major Streets | | | | | | | |
| 202-702.000-921.000 | CONTRACTUAL SERVICES | 80,836 | 55,504 | | | | | |
| 202-702.000-941.000 | CONTINGENCY | | | 36,500 | | | | |
| 202-702.000-970.000 | CAPITAL EXPENDITURE | 1,320 | 3,548 | | | | | |
| 202-702.000-999.203 | TRANSFER OUT TO LOCAL ROADS | | 102,500 | 100,000 | 100,000 | | 50,000 | 100,000 |
| Totals for dept 702.000 - MAJOR STREET | | 451,482 | 334,061 | 423,000 | 288,519 | | 209,150 | 260,800 |
| Dept 702.100 - CAPITAL IMP - STREET BOND | | | | | | | | |
| 202-702.100-970.000 | CAPITAL EXPENDITURE | 348,519 | | | | | | |
| Totals for dept 702.100 - CAPITAL IMP - STREET BOND | | 348,519 | | | | | | |
| TOTAL APPROPRIATIONS | | 800,001 | 334,061 | 423,000 | 288,519 | | 209,150 | 260,800 |
| NET OF REVENUES/APPROPRIATIONS - FUND 202 | | | | | | | | |
| BEGINNING FUND BALANCE | | | (374,957) | 119,890 | | (35,815) | 250,850 | 209,200 |
| ENDING FUND BALANCE | | | 1,269,447 | 894,491 | 1,014,379 | 1,014,379 | 978,564 | 1,183,349 |
| ENDING FUND BALANCE | | 894,490 | 1,014,381 | 1,014,379 | 978,564 | | 1,229,414 | 1,392,549 |
| Fund 203 - LOCAL STREET FUND | | | | | | | | |
| ESTIMATED REVENUES | | | | | | | | |
| Dept 000.000 | | | | | | | | |
| 203-000.000-556.000 | OTHER STATE GRANTS | | | 250,000 | | | | |
| | (2026-27) RAINBOW CIRCLE GRANT FROM SOM | | | | | | | |
| Totals for dept 000.000 - | | | | 250,000 | | | | |
| Dept 703.000 - LOCAL STREET | | | | | | | | |
| 203-703.000-415.000 | MISCELLANEOUS REVENUE | 33,057 | 2,566 | 12,000 | 11,291 | | 5,645 | 5,645 |
| | (2026-27) ELDORADO S/A INSTALLMENT (\$513.21 X 11) THROUGH 2032 | | | | | 5645 | | |
| 203-703.000-574.000 | STATE SHARED REVENUES | 190,820 | 199,729 | 195,000 | 109,719 | | 212,550 | 217,226 |
| | ACT 51 Forecast | | | | | | | |

| | | | | | | | | |
|--|---|------------------|----------------|----------------|----------------|--------|----------------|----------------|
| 203-703.000-580.000 | LOCAL (OC) CONTRIBUTIONS | | | 21,356 | 21,356 | | | |
| 203-703.000-665.000 | INVESTMENT INTEREST | 11,000 | 1,500 | 8,000 | 16,974 | | 10,000 | 10,000 |
| 203-703.000-690.202 | TRANSFER IN FROM MAJOR ROADS | | 102,500 | 100,000 | 100,000 | | 50,000 | 100,000 |
| 203-703.000-695.000 | ANTICIPATED USE OF FUND BALANCE | | | 196,144 | | | | |
| Totals for dept 703.000 - LOCAL STREET | | 234,877 | 306,295 | 532,500 | 259,340 | | 278,195 | 332,871 |
| TOTAL ESTIMATED REVENUES | | 234,877 | 306,295 | 782,500 | 259,340 | | 278,195 | 332,871 |
| APPROPRIATIONS | | | | | | | | |
| Dept 703.000 - LOCAL STREET | | | | | | | | |
| 203-703.000-703.000 | EMPLOYEE TAXES & BENEFITS | 615 | 878 | 5,000 | 503 | | 2,500 | 2,500 |
| 203-703.000-705.000 | SALARIES-ADMIN | 3,967 | 6,037 | 6,750 | 3,519 | | 6,500 | 6,600 |
| | City Admin (5%) | | | | | | | |
| 203-703.000-801.000 | PROFESSIONAL & CONTRACTUAL | | | 70,000 | 39,938 | | 74,000 | 74,000 |
| | (2026-27) LATHRUP SERVICES 16.17% @ 34,325.47 PER MONTH +1-% | | | | | | | |
| 203-703.000-810.000 | AUDITING & ACCOUNTING | 10,904 | 3,007 | 3,250 | 3,345 | | 3,500 | 3,600 |
| 203-703.000-861.000 | ROAD MAINTENANCE | 4,505 | 8,188 | 25,000 | 1,628 | | 80,000 | 15,000 |
| | Crack-Sealing (including Engineering) | | | | | 65,000 | | |
| | General Maintenece | | | | | 15,000 | | |
| 203-703.000-862.000 | ROADSIDE MAINTENANCE | 117 | | 5,000 | | | 1,000 | 1,000 |
| 203-703.000-864.000 | TRAFFIC CONTROLS | 6,539 | | | | | | |
| | Major Roads Only - Not Local | | | | | | | |
| 203-703.000-866.000 | SNOW & ICE REMOVAL | 1,499 | 1,536 | 5,500 | 4,634 | | 5,750 | 6,000 |
| 203-703.000-867.000 | EQUIPMENT RENTAL | | | 2,000 | | | 1,000 | 1,000 |
| 203-703.000-868.000 | NON-MOTOR FACILITIES | | | 5,000 | | | 1,000 | 1,000 |
| 203-703.000-870.000 | FORESTRY | 16,213 | 13,730 | 30,000 | 15,314 | | 30,000 | 30,000 |
| | Tree maintenance along local streets | | | | | | | |
| 203-703.000-920.000 | UTILITIES | | | | 14 | | 200 | 200 |
| | (2026-27) ELECTRICITY SAN JOSE GATE | | | | | | | |
| 203-703.000-921.000 | CONTRACTUAL SERVICES | 79,406 | 55,504 | | | | | |
| 203-703.000-970.000 | CAPITAL EXPENDITURE | | 6,531 | 625,000 | 82,286 | | 0 | 0 |
| Totals for dept 703.000 - LOCAL STREET | | 123,765 | 95,411 | 782,500 | 151,181 | | 205,450 | 140,900 |
| Dept 703.100 - CAPITAL IMP - STREET BOND | | | | | | | | |
| 203-703.100-970.000 | CAPITAL EXP - STREET BOND | 330,246 | | | | | | |
| Totals for dept 703.100 - CAPITAL IMP - STREET BOND | | 330,246 | | | | | | |
| TOTAL APPROPRIATIONS | | 454,011 | 95,411 | 782,500 | 151,181 | | 205,450 | 140,900 |
| NET OF REVENUES/APPROPRIATIONS - FUND 203 | | (219,134) | 210,884 | | 108,159 | | 72,745 | 191,971 |
| BEGINNING FUND BALANCE | | 540,523 | 321,392 | 532,275 | 532,275 | | 640,434 | 582,264 |
| FUND BALANCE ADJUSTMENTS | | 2 | | | | | | |
| ENDING FUND BALANCE | | 321,391 | 532,276 | 532,275 | 640,434 | | 713,179 | 774,235 |
| Fund 397 - ROAD MILLAGE BOND FUND | | | | | | | | |
| ESTIMATED REVENUES | | | | | | | | |
| Dept 000.000 | | | | | | | | |
| 397-000.000-403.000 | ROAD BOND DEBT TAXES | 633,036 | 676,812 | 688,845 | 674,411 | | 539,876 | 653,000 |
| | (2026-27) FY-26/TY-25 (3.9307 MILLS) 757,936 MINUS 54,936 DDA = \$703,000 | | | | | | | |
| | (2026-27) FY-27/TY-26 (3.4307 MILLS) = 613,576 +2% (TV) = 625,848 | | | | | | | |
| | (2026-27) FY-27/TY-26 (2.9307 MILLS) = 524,151 +2% (TV) = 534,634 | | | | | | | |
| | (2027-28) FY-26/TY-25 (3.9307 MILLS) 757,936 MINUS 54,936 DDA = \$703,000 | | | | | | | |
| | (2027-28) TAX YEAR 2027 @ 3.4307 MILLS | | | | | | | |
| 397-000.000-446.000 | INVESTMENT INTEREST | 18,580 | 4,749 | | | | | |
| 397-000.000-665.000 | INVESTMENT INTEREST | | | | 4,145 | | 7,000 | 7,000 |
| Totals for dept 000.000 - | | 651,616 | 681,561 | 688,845 | 678,556 | | 546,876 | 660,000 |
| TOTAL ESTIMATED REVENUES | | 651,616 | 681,561 | 688,845 | 678,556 | | 546,876 | 660,000 |

| | | | | | | | | |
|--|--|----------------|----------------|----------------|----------------|--|-----------------|----------------|
| APPROPRIATIONS | | | | | | | | |
| Dept 000.000 | | | | | | | | |
| 397-000.000-720.000 | INTEREST EXPENSE | 201,749 | 183,000 | 162,750 | 81,375 | | 140,750 | 116,750 |
| | (2026-27) ARGENT (FKA HUNTINGTON) 2021 (THRU 2031) | | | | | | | |
| 397-000.000-725.000 | PAYING AGENT FEES | 500 | 500 | | | | 500 | 500 |
| 397-000.000-905.000 | BOND PRINCIPAL PAYMENTS | 375,000 | 405,000 | 440,000 | | | 480,000 | 515,000 |
| | (2026-27) ARGENT (FKA HUNTINGTON) 2021 (THRU 2031) | | | | | | | |
| | (2026-27) PRINCIPAL PAYMENT DUE 04/01/2027 \$480,000 | | | | | | | |
| | (2026-27) PRINCIPAL PAYMENT DUE 04/01/2028 \$515,000 | | | | | | | |
| 397-000.000-941.000 | CONTINGENCY | | | 86,095 | | | 0 | 0 |
| Totals for dept 000.000 - | | 577,249 | 588,500 | 688,845 | 81,375 | | 621,250 | 632,250 |
| TOTAL APPROPRIATIONS | | 577,249 | 588,500 | 688,845 | 81,375 | | 621,250 | 632,250 |
| NET OF REVENUES/APPROPRIATIONS - FUND 397 | | 74,367 | 93,061 | | 597,181 | | (74,374) | 27,750 |
| BEGINNING FUND BALANCE | | 1 | 74,367 | 167,428 | 167,428 | | 167,428 | 93,054 |
| FUND BALANCE ADJUSTMENTS | | (1) | | | | | | |
| ENDING FUND BALANCE | | 74,367 | 167,428 | 167,428 | 764,609 | | 93,054 | 120,804 |

| WATER & SEWER | | 2023-24 | 2024-25 | 2025-26 | 2025-26 | | 2026-27 | 2027-28 |
|---|---|------------------|------------------|------------------|------------------|-----------|------------------|------------------|
| | | ACTIVITY | ACTIVITY | AMENDED | ACTIVITY | | RECOMMENDED | RECOMMENDED |
| GL NUMBER | DESCRIPTION | | | BUDGET | THRU 06/30/26 | NOTES | BUDGET | BUDGET |
| ESTIMATED REVENUES | | | | | | | | |
| Dept 536.000 - WATER DEPARTMENT | | | | | | | | |
| 592-536.000-415.000 | MISCELLANEOUS REVENUES | 41,020 | 19,736 | 20,000 | 43,727 | | 25,000 | 25,000 |
| | (2026-27) BILL CHARGE \$1780 PER MONTH | | | | | 21,360 | | |
| | (2026-27) MISC | | | | | 3,640 | | |
| 592-536.000-543.000 | FEDERAL/STATE GRANTS | | | 1,000,000 | 75,470 | | 1,459,000 | 1,000,000 |
| | (2026-27) FY-26 WATER MAIN PROJECT PUSHED TO FY-27 | | | | | 1,459,000 | | |
| | (2027-28) FY-28 WATER MAIN PROJECT | | | | | 1,000,000 | | |
| 592-536.000-640.000 | WATER SERVICE | 719,283 | 695,738 | 827,750 | 557,556 | | 931,000 | 978,897 |
| | (2026-27) FY 25-26 APPROVED BUDGET \$827,750 +12.5% | | | | | 931,000 | | |
| | (2027-28) FY 26-27 APPROVED BUDGET \$906,386 +9% | | | | | 978,897 | | |
| 592-536.000-640.001 | BOND REVENUE | 229,119 | 228,524 | 229,000 | 171,106 | | 229,000 | 229,000 |
| | (2026-27) \$10.70 PER ACCOUNT PER MONTH (10.70*1780*12) | | | | | 229,000 | | |
| 592-536.000-641.000 | WATER & SEWER PENALTIES | 28,228 | 31,581 | 30,000 | 22,035 | | 33,150 | 36,134 |
| 592-536.000-642.000 | METER CHARGE REVENUE | 80,663 | 69,406 | 81,000 | 57,783 | | 89,505 | 97,560 |
| 592-536.000-646.000 | TAP-IN FEES | | 3,725 | | | | | |
| 592-536.000-665.000 | INVESTMENT INTEREST | 72,585 | 19,024 | 40,000 | 21,471 | | 35,000 | 35,000 |
| 592-536.000-695.000 | ANTICIPATED USE OF FUND BALANCE | | | 577,800 | | | | |
| Totals for dept 536.000 - WATER DEPARTMENT | | 1,170,898 | 1,067,734 | 2,805,550 | 949,148 | | 2,801,655 | 2,401,591 |
| Dept 537.000 - SEWER DEPARTMENT | | | | | | | | |
| 592-537.000-415.000 | MISCELLANEOUS REVENUES | 2,918 | 200 | | 647 | | | |
| 592-537.000-543.000 | FEDERAL/STATE GRANTS | 34,525 | 213,321 | | | | | |
| 592-537.000-641.000 | WATER & SEWER PENALTIES | 41,257 | 45,260 | 45,000 | 31,203 | | 51,750 | 52,974 |
| | (2026-27) FY 25-26 APPROVED BUDGET \$45,000 +15% | | | | | | | |
| | (2027-28) FY 26-27 APPROVED BUDGET \$49,050 +8% | | | | | | | |
| 592-537.000-645.000 | SEWAGE DISPOSAL REVENUE | 1,329,069 | 1,305,554 | 1,877,200 | 1,016,278 | | 1,585,000 | 1,709,400 |
| | (2026-27) FY 25-26 FORECAST +15% | | | | | | | |
| | (2027-28) FY 26-27 FORECAST +10% | | | | | | | |
| 592-537.000-651.000 | INDUSTRIAL SURCHARGE | 36,967 | 29,502 | 45,000 | 19,166 | | 28,340 | 30,607 |
| | (2026-27) FY 25-26 FORECAST \$26,000 +9% | | | | | | | |
| | (2027-28) FY 26-27 FORECAST \$28,340 + 8% | | | | | | | |
| 592-537.000-665.000 | INVESTMENT INTEREST | 72,585 | 14,327 | 40,000 | 15,747 | | 30,000 | 30,000 |
| 592-537.000-695.000 | ANTICIPATED USE OF FUND BALANCE | | | 547,940 | | | | |
| | (2026-27) CAPITAL EXP & ETC | | | | | | | |
| | (2026-27) OC SEWAGE DISPOSAL FEE (3/2025) | | | | | | | |
| | (2026-27) FY-2026 UPDATED DEBT P/I | | | | | | | |
| | (2026-27) OC QUARTERLY MAINTENANCE CHARGE BUDGETED IN 921 AND 939 | | | | | | | |
| | (2026-27) TO BALANCE BUDGET | | | | | | | |
| | (2027-28) CAPITAL EXP & ETC | | | | | | | |
| | (2027-28) OC SEWAGE DISPOSAL FEE (3/2025) | | | | | | | |
| | (2027-28) FY-2026 UPDATED DEBT P/I | | | | | | | |
| | (2027-28) OC QUARTERLY MAINTENANCE CHARGE BUDGETED IN 921 AND 939 | | | | | | | |
| | (2027-28) TO BALANCE BUDGET | | | | | | | |
| Totals for dept 537.000 - SEWER DEPARTMENT | | 1,517,321 | 1,608,164 | 2,555,140 | 1,083,041 | | 1,695,090 | 1,822,981 |
| TOTAL ESTIMATED REVENUES | | 2,688,219 | 2,675,898 | 5,360,690 | 2,032,189 | | 4,496,745 | 4,224,572 |
| APPROPRIATIONS | | | | | | | | |
| Dept 536.000 - WATER DEPARTMENT | | | | | | | | |
| 592-536.000-701.000 | SALARIES FULL-TIME | 29,266 | 48,689 | 65,000 | 41,921 | | 70,200 | 73,710 |


| | | | | | | | | |
|---------------------|---|-----------|-----------|---------|---------|---------|-----------|-----------|
| 592-536.000-703.000 | EMPLOYEE TAXES & BENEFITS | 101,466 | 101,106 | 120,000 | 8,367 | | 129,600 | 136,080 |
| | Health Insurance premium increase | | | | | | | |
| 592-536.000-706.000 | OPEB EXPENSE | (322,313) | (49,474) | | | | | |
| 592-536.000-708.000 | PROPERTY & LIABILITY INSURANC | 6,667 | 9,093 | 12,500 | 10,651 | | 13,500 | 14,175 |
| | (2026-27) FY 25-26 APPROVED BUDGET \$12,500 +8% | | | | | | | |
| 592-536.000-716.000 | DEFINED CONTRIBUTION PENSION PLAN EXP | | | | 3,353 | | | |
| 592-536.000-717.000 | DEFINED BENEFIT PENSION PLAN CONTRIBUTIO | | | | 49,888 | | | |
| 592-536.000-718.000 | HEALTH INSURANCE PREMIUMS (CURRENT EMPL) | | | | 3,477 | | | |
| 592-536.000-720.000 | INTEREST EXPENSE | | | | | | 113,813 | 102,438 |
| | (2026-27) ARGENT (FKA HUNTINGTON) 2021 (THRU 2041) FY 27-28 \$102,438 | | | | | | | |
| | (2026-27) ARGENT (FKA HUNTINGTON) 2021 (THRU 2041) FY 28-29 \$90,688 | | | | | | | |
| | (2026-27) ARGENT (FKA HUNTINGTON) 2021 (THRU 2041) FY 29-30 \$78,563 | | | | | | | |
| | (2027-28) ARGENT (FKA HUNTINGTON) 2021 (THRU 2041) FY 27-28 | | | | | | | |
| | (2027-28) ARGENT (FKA HUNTINGTON) 2021 (THRU 2041) FY 28-29 \$90,688 | | | | | | | |
| | (2027-28) ARGENT (FKA HUNTINGTON) 2021 (THRU 2041) FY 29-30 \$78,563 | | | | | | | |
| 592-536.000-723.000 | RETIREE HEALTH CARE - OPEB | | | | 25,910 | | | |
| 592-536.000-726.000 | OFFICE SUPPLIES | | 255 | 300 | | | 350 | 375 |
| 592-536.000-801.000 | PROFESSIONAL & CONTRACTUAL | | | 90,000 | 47,378 | | 99,000 | 99,000 |
| | (2026-27) LATHRUP SERVICES (FY-26: 18.17% @ 34,325.47 PER MONTH) + 10% | | | | | 82,500 | | |
| | (2026-27) HYDROCOP - CROSS CONNECTION CONTROL (FY-26: 531.16 PER MONTH) + 8% | | | | | 6,884 | | |
| | (2026-27) MISC | | | | | 9,285 | | |
| 592-536.000-803.000 | MEMBERSHIPS & MEETINGS | | 116 | 2,500 | | | 1,000 | 1,000 |
| | (2026-27) - MRWA; MPWA | | | | | | | |
| 592-536.000-810.000 | AUDITING & ACCOUNTING | 20,387 | 12,503 | 3,250 | 3,345 | | 3,618 | 3,799 |
| | Maner Contract | | | | | | | |
| 592-536.000-856.000 | ADMINISTRATION & ENGINEERING | | 10,137 | 345,000 | 1,105 | | | |
| | (2026-27) RECLASS TO APPROPRIATE CAPITAL PROJECT | | | | | | | |
| 592-536.000-860.000 | VEHICLE EXPENSE | 7,805 | 102 | | | | 1,000 | 1,000 |
| 592-536.000-875.000 | PENSION EXPENSE | (842) | (7,250) | 25,000 | | | 25,000 | 25,000 |
| 592-536.000-900.000 | PRINTING/PUBLICATION COSTS | | 648 | 2,500 | 1,957 | | 2,700 | 2,835 |
| 592-536.000-902.000 | BILLING SERVICES | 9,542 | 11,672 | 11,000 | 8,081 | | 13,000 | 13,500 |
| | (2026-27) POSTAGE FOR WATER BILLS | | | | | 118,880 | | |
| | (2026-27) PERMIT FEES | | | | | 780 | | |
| | (2026-27) MISC | | | | | 340 | | |
| 592-536.000-921.000 | CONTRACTUAL SERVICES | 81,080 | 83,724 | | | | | |
| | (2026-27) RECLASS FROM 921 TO 801 | | | | | | | |
| 592-536.000-935.000 | EQUIPMENT REPLACEMENT | 1,273 | 27 | 2,500 | | | 1,000 | 1,000 |
| 592-536.000-937.000 | WATER SYSTEM MAINTENANCE | 73,635 | 87,625 | 80,000 | 11,652 | | 20,000 | 20,000 |
| | (2026-27) RECLASS TO APPROPRIATE CAPITAL PROJECT | | | | | | | |
| 592-536.000-940.000 | RENT & UTILITIES WATER & SEWE | 4,917 | 4,917 | 5,000 | 4,917 | | 5,310 | 5,580 |
| 592-536.000-944.000 | WATER PURCHASES | 270,151 | 272,201 | 384,000 | 171,610 | | 441,100 | 454,118 |
| | SOCWA Flat Charge | | | | | 77,700 | | |
| | SOCWA Water Purchase | | | | | 343,400 | | |
| | SOCWA Capital Charge | | | | | 20,000 | | |
| 592-536.000-955.000 | MISCELLANEOUS EXPENDITURES | 308 | 4,315 | | | | | |
| 592-536.000-968.000 | DEPRECIATION WATER SYSTEM | 394,728 | 416,459 | 400,000 | | | 432,000 | 453,600 |
| 592-536.000-970.000 | WATER-CAPITAL EXPENDITURE | (9,135) | (218,358) | 57,000 | 25,502 | | | |
| | (2026-27) RECLASS \$25,502 | | | | | | | |
| 592-536.000-970.100 | W-CAP - STOP BOX REPLACEMENT | | | | | | 1,000 | 1,000 |
| 592-536.000-970.200 | W-CAP - LEAD & COPPER LINE REPLACEMENT | | | | 15,608 | | 20,000 | 20,000 |
| 592-536.000-970.300 | W-CAP - WATER METERS/TOWER | | | | 16,403 | | 20,000 | 20,000 |
| 592-536.000-970.426 | W-CAP - 2026 WATER MAIN REPLACEMENT | | | | 6,054 | | 1,459,000 | |
| | (2026-27) WATER-SOUTHFIELD (North 696) WATER MAIN \$2,000,000 (portion paid in FY 25) | | | | | | | |
| 592-536.000-970.427 | W-CAP - 2027 WATER MAIN REPLACEMENT | | | | 92,284 | | | 1,100,000 |
| | (2027-28) WATER-El Dorado | | | | | | | |
| 592-536.000-970.500 | W-CAP - FIRE HYDRANT REPLACEMENT | | | | 604 | | 1,000 | 1,000 |

| | | | | | | | | |
|---|--|----------------|----------------|------------------|----------------|---------|------------------|------------------|
| 592-536.000-970.600 | W-CAP - GATE VALVES | | | | 604 | | 1,000 | 1,000 |
| 592-536.000-974.000 | WATER MAIN PROJECT | 13,086 | 137,439 | 1,200,000 | 26,908 | | | |
| | (2026-27) RECLASS TO 937 (WATERMAIN MAINTENANCE) OR 970.400 (WATER MAIN REPLACEMNT) \$26,908 | | | | | | | |
| Totals for dept 536.000 - WATER DEPARTMENT | | 682,021 | 925,946 | 2,805,550 | 577,579 | | 2,874,191 | 2,550,210 |
| Dept 537.000 - SEWER DEPARTMENT | | | | | | | | |
| 592-537.000-701.000 | SALARIES FULL-TIME | 29,266 | 48,689 | 65,000 | 41,921 | | 70,200 | 73,710 |
| 592-537.000-703.000 | EMPLOYEE TAXES & BENEFITS | 59,693 | 67,744 | 60,000 | 5,216 | | 78,840 | 82,782 |
| | Insurance Premium Increase | | | | | | | |
| 592-537.000-708.000 | PROPERTY & LIABILITY INSURANC | 6,503 | 9,060 | 12,500 | 10,276 | | 13,500 | 14,175 |
| 592-537.000-716.000 | DEFINED CONTRIBUTION PENSION PLAN EXP | | | | 3,353 | | | |
| 592-537.000-717.000 | DEFINED BENEFIT PENSION PLAN CONTRIBUTIO | | | | 40,583 | | | |
| 592-537.000-718.000 | HEALTH INSURANCE PREMIUMS (CURRENT EMPL) | | | | 3,477 | | | |
| 592-537.000-720.000 | INTEREST EXPENSE | 140,169 | 151,981 | 171,742 | 175,395 | | 46,677 | 44,230 |
| | (2026-27) MFA 2010 (THRU 2030) FY 26-27 | | | | | 4,054 | | |
| | (2026-27) MFA 2010 (THRU 2030) FY 27-28 \$3,054 | | | | | | | |
| | (2026-27) MFA 2010 (THRU 2030) FY 28-29 \$2,054 | | | | | | | |
| | (2026-27) MFA 2010 (THRU 2030) FY 29-30 \$1,054 | | | | | | | |
| | (2026-27) EVERGREEN-FARMINGTON SANITARY DRAIN 2023 (LV=3.06%) (THRU 2046) FY 26-27 | | | | | 42,476 | | |
| | (2026-27) EVERGREEN-FARMINGTON SANITARY DRAIN 2023 (LV=3.06%) (THRU 2046) FY 27-28 \$41,176 | | | | | | | |
| | (2026-27) EVERGREEN-FARMINGTON SANITARY DRAIN 2023 (LV=3.06%) (THRU 2046) FY 28-29 \$38,550 | | | | | | | |
| | (2026-27) EVERGREEN-FARMINGTON SANITARY DRAIN 2023 (LV=3.06%) (THRU 2046) FY 29-30 \$35,875 | | | | | | | |
| | (2026-27) EVERGREEN-FARMINGTON SANITARY DRAIN 2025 PHASE II (LV=4.661078%) (THRU 2046) FY 26-27 | | | | | 147 | | |
| | (2027-28) MFA 2010 (THRU 2030) FY 27-28 | | | | | 3,054 | | |
| | (2027-28) MFA 2010 (THRU 2030) FY 28-29 \$2,054 | | | | | | | |
| | (2027-28) MFA 2010 (THRU 2030) FY 29-30 \$1,054 | | | | | | | |
| | (2027-28) EVERGREEN-FARMINGTON SANITARY DRAIN 2023 (LV=3.06%) (THRU 2046) FY 27-28 | | | | | 41,176 | | |
| | (2027-28) EVERGREEN-FARMINGTON SANITARY DRAIN 2023 (LV=3.06%) (THRU 2046) FY 28-29 \$38,550 | | | | | | | |
| | (2027-28) EVERGREEN-FARMINGTON SANITARY DRAIN 2023 (LV=3.06%) (THRU 2046) FY 29-30 \$35,875 | | | | | | | |
| | (2027-28) EVERGREEN-FARMINGTON SANITARY DRAIN 2023 (LV=3.06%) (THRU 2046) FY 27-28 | | | | | | | |
| 592-537.000-725.000 | PAYING AGENT FEES | 1,290 | 1,325 | 1,650 | 1,325 | | 500 | 500 |
| 592-537.000-801.000 | PROFESSIONAL & CONTRACTUAL | | | 160,500 | 83,854 | | 82,500 | 82,500 |
| | (2026-27) LATHRUP SERVICES (FY-26: 18.17% @ 34,325.47 PER MONTH) + 10% | | | | | 82,327 | | |
| | (2026-27) RECLASS OC-WRC OPERATION/MAINTENANCE TO 939 | | | | | | | |
| 592-537.000-810.000 | AUDITING & ACCOUNTING | 20,387 | 12,503 | 3,250 | 3,345 | | 3,618 | 3,799 |
| | Maner | | | | | | | |
| 592-537.000-856.000 | ADMINISTRATION & ENGINEERING | | 8,532 | 36,000 | 4,442 | | | |
| | (2026-27) RECLASS TO APPROPRIATE CAPITAL PROJECT | | | | | | | |
| 592-537.000-905.000 | BOND PRINCIPAL PAYMENTS | | | 410,000 | | | 408,710 | 438,385 |
| | (2026-27) MFA 2010 (THRU 2030) FY 26-27 | | | | | 40,000 | | |
| | (2026-27) MFA 2010 (THRU 2030) FY 27-28 \$40,000 | | | | | | | |
| | (2026-27) MFA 2010 (THRU 2030) FY 28-29 \$40,000 | | | | | | | |
| | (2026-27) MFA 2010 (THRU 2030) FY 29-30 \$42,142 | | | | | | | |
| | (2026-27) ARGENT (FKA HUNTINGTON) 2021 (THRU 2041) FY 26-27 | | | | | 230,000 | | |
| | (2026-27) ARGENT (FKA HUNTINGTON) 2021 (THRU 2041) FY 27-28 \$240,000 | | | | | | | |
| | (2026-27) ARGENT (FKA HUNTINGTON) 2021 (THRU 2041) FY 28-29 \$245,000 | | | | | | | |
| | (2026-27) ARGENT (FKA HUNTINGTON) 2021 (THRU 2041) FY 29-30 \$255,000 | | | | | | | |
| | (2026-27) EVERGREEN-FARMINGTON SANITARY DRAIN 2023 (LV=3.06%) (THRU 2046) FY 26-27 | | | | | 138,710 | | |
| | (2026-27) EVERGREEN-FARMINGTON SANITARY DRAIN 2023 (LV=3.06%) (THRU 2046) FY 27-28 \$141,372 | | | | | | | |
| | (2026-27) EVERGREEN-FARMINGTON SANITARY DRAIN 2023 (LV=3.06%) (THRU 2046) FY 28-29 \$143,973 | | | | | | | |
| | (2026-27) EVERGREEN-FARMINGTON SANITARY DRAIN 2023 (LV=3.06%) (THRU 2046) FY 29-30 \$146,727 | | | | | | | |
| | (2026-27) EVERGREEN-FARMINGTON SANITARY DRAIN 2025 PHASE II (LV=4.661078%) (THRU 2046) FY 26-27 | | | | | | | |
| | (2026-27) EVERGREEN-FARMINGTON SANITARY DRAIN 2025 PHASE II (LV=4.661078%) (THRU 2046) FY 27-28 \$17,013 | | | | | | | |
| | (2027-28) MFA 2010 (THRU 2030) FY 27-28 | | | | | | | |
| | (2027-28) MFA 2010 (THRU 2030) FY 28-29 \$40,000 | | | | | | | |
| | (2027-28) MFA 2010 (THRU 2030) FY 29-30 \$42,142 | | | | | | | |

| | | | | | | | | | |
|---|---|------------------|------------------|------------------|------------------|-----------|------------------|------------------|--|
| | (2027-28) ARGENT (FKA HUNTINGTON) 2021 (THRU 2041) FY 27-28 | | | | | | | | |
| | (2027-28) ARGENT (FKA HUNTINGTON) 2021 (THRU 2041) FY 28-29 \$245,000 | | | | | | | | |
| | (2027-28) ARGENT (FKA HUNTINGTON) 2021 (THRU 2041) FY 29-30 \$255,000 | | | | | | | | |
| | (2027-28) EVERGREEN-FARMINGTON SANITARY DRAIN 2023 (LV=3.06%) (THRU 2046) FY 27-28 | | | | | | | | |
| | (2027-28) EVERGREEN-FARMINGTON SANITARY DRAIN 2023 (LV=3.06%) (THRU 2046) FY 28-29 \$143,973 | | | | | | | | |
| | (2027-28) EVERGREEN-FARMINGTON SANITARY DRAIN 2023 (LV=3.06%) (THRU 2046) FY 29-30 \$146,727 | | | | | | | | |
| | (2027-28) EVERGREEN-FARMINGTON SANITARY DRAIN 2025 PHASE II (LV=4.661078%) (THRU 2046) FY 27-28 | | | | | | | | |
| 592-537.000-921.000 | CONTRACTUAL SERVICES | 100,154 | 154,586 | | | | | | |
| | (2026-27) RECLASS FROM 921 TO 801 | | | | | | | | |
| 592-537.000-939.000 | SEWER SYSTEM MAINTENANCE | 74,612 | 80,705 | 100,000 | 9,622 | | 92,750 | 99,732 | |
| | (2026-27) OC-WRC QUARTERLY CHARGE FOR OPERATION/MAINTENANCE 20,097.50 FY-26 + 9% | | | | | 87,625 | | | |
| | (2027-28) RUMMELL RELIEF DRAIN MAINTENANCE FOR FY 25-27 | | | | | 5,097 | | | |
| 592-537.000-942.000 | SEWAGE DISPOSAL EXPENSE | 1,074,726 | 949,181 | 1,164,503 | 716,018 | | 1,162,471 | 1,243,844 | |
| | (2026-27) OC EFCH20 (MONTHLY SEWAGE DISPOSAL FEE) 89,696.84*12 FY-26 +8% | | | | | 1,162,471 | | | |
| | (2027-28) OC EFCH20 (MONTHLY SEWAGE DISPOSAL FEE) 89,696.84*12 FY-26 +8% +7% | | | | | | | | |
| 592-537.000-945.000 | RETENTION TANK-UTIL ELEC | 16,450 | 21,477 | 17,500 | 15,797 | | 28,000 | 31,000 | |
| 592-537.000-946.000 | RETENTION TANK UTIL-WATER | 32,045 | 16,229 | 20,000 | 734 | | 2,000 | 2,000 | |
| 592-537.000-947.000 | RETENTION TANK UTIL-GAS | 1,042 | 896 | 1,000 | 738 | | 1,200 | 1,300 | |
| 592-537.000-948.000 | RETENTION TANK UTIL-TELEPHONE | 1,476 | 1,272 | 250 | | | | | |
| | (2026-27) NO LONGER NEEDED | | | | | | | | |
| 592-537.000-949.000 | RETENTION TAN GENERATOR FUEL | | | 500 | | | 500 | 500 | |
| 592-537.000-951.000 | RETENTION TANK BUILDING/EQUIP | | 3,150 | 6,000 | | | 3,500 | 3,500 | |
| | (2026-27) KENNEDY INDUSTRIES - SCADA | | | | | | | | |
| 592-537.000-953.000 | RETENTION TANK EXCESS LIABIL | 7,565 | 1,513 | 4,745 | 4,745 | | 5,000 | 5,000 | |
| | (2026-27) MML - RETENTION TANK EXCESS LIABILITY | | | | | | | | |
| 592-537.000-955.000 | MISCELLANEOUS EXPENDITURES | | (19,352) | | | | | | |
| 592-537.000-957.000 | INDUSTRIAL SURCHARGE/NON-RESI | 17,275 | 16,184 | 20,000 | 10,775 | | 20,133 | 21,744 | |
| | (2026-27) GLWA IWC 12*\$1539.25 + 9% | | | | | | | | |
| | (2027-28) GLWA IWC 12*\$1539.25 + 9% +8% | | | | | | | | |
| 592-537.000-970.000 | SEWER-CAPITAL EXPENDITURE | 330 | (108,223) | 145,000 | 25,502 | | | | |
| 592-537.000-970.700 | S-CAP - RETENTION TANK | | | | 1,021 | | | | |
| 592-537.000-970.800 | S-CAP - MANHOLES | | | | 116,091 | | 10,000 | 10,000 | |
| 592-537.000-977.000 | EVIRONMENT COMPL - NON CAPITA | 9,874 | 5,192 | 15,000 | 2,000 | | 2,000 | 2,000 | |
| | (2026-27) STATE OF MICHIGAN | | | | | | | | |
| Totals for dept 537.000 - SEWER DEPARTMENT | | 1,592,857 | 1,422,644 | 2,415,140 | 1,276,230 | | 2,032,099 | 2,160,701 | |
| Dept 537.200 - SEWER DEPARTMENT | | | | | | | | | |
| 592-537.200-970.000 | CAPITAL EXP - RETENTION TANK REPAIRS | 165,768 | | 140,000 | | | 151,200 | 158,760 | |
| | (2026-27) RETENTION TANK | | | | | 163,296 | | | |
| | (2027-28) | | | | | 147,000 | | | |
| | (2027-28) RETENTION TANK | | | | | 171,461 | | | |
| Totals for dept 537.200 - SEWER DEPARTMENT | | 165,768 | | 140,000 | | | 151,200 | 158,760 | |
| TOTAL APPROPRIATIONS | | 2,417,226 | 2,348,590 | 5,360,690 | 1,853,809 | | 5,057,490 | 4,869,671 | |
| NET OF REVENUES/APPROPRIATIONS - FUND 592 | | 270,993 | 327,308 | | 178,380 | | (684,219) | (800,307) | |
| BEGINNING FUND BALANCE | | 8,329,847 | 8,600,841 | 8,928,148 | 8,928,148 | | 9,106,528 | 8,422,309 | |
| FUND BALANCE ADJUSTMENTS | | (2) | | | | | | | |
| ENDING FUND BALANCE | | 8,600,838 | 8,928,149 | 8,928,148 | 9,106,528 | | 8,422,309 | 7,622,002 | |

| DOWNTOWN DEVELOPMENT AUTHORITY | | 2023-24 | 2024-25 | 2025-26 | 2025-26 | | 2026-27 | 2027-28 |
|----------------------------------|--|----------------|----------------|----------------|----------------|--------|----------------|----------------|
| | | ACTIVITY | ACTIVITY | AMENDED | ACTIVITY | | RECOMMENDED | RECOMMENDED |
| GL NUMBER | DESCRIPTION | | | BUDGET | THRU 06/30/26 | NOTES | BUDGET | BUDGET |
| ESTIMATED REVENUES | | | | | | | | |
| Dept 000.000 | | | | | | | | |
| 494-000.000-407.000 | TIFA-CAPTURE TAXES | 479,673 | 430,820 | 422,500 | 453,557 | | 435,175 | 448,230 |
| 494-000.000-409.000 | DELQ PERSONAL PROPERTY REVENUE | | | 1,000 | (822) | | 1,000 | 1,000 |
| 494-000.000-410.000 | TAX COLLECTED OTHER | 37,337 | 37,337 | 38,000 | 35,153 | | 38,000 | 38,000 |
| 494-000.000-415.000 | MISCELLANEOUS REVENUE | 3,120 | 6,100 | 23,000 | | | 4,000 | 4,000 |
| 494-000.000-446.000 | INVESTMENT INTEREST | 49,625 | 39,580 | 40,000 | | | 0 | 0 |
| | (2026-27) ((DO NOT USE)) INV INT 665 | | | | | | | |
| 494-000.000-543.000 | FEDERAL/STATE GRANTS | | 500 | 2,500 | 2,500 | | | |
| 494-000.000-569.000 | OTHER STATE GRANTS | | | 162 | 162 | | 0 | 0 |
| | (2026-27) 2023 SMALL BUSINESS TAX FROM SOM | | | | | | | |
| 494-000.000-614.000 | MUSIC FEST REV | 3,025 | 30,622 | 10,000 | 11,463 | | 10,000 | 10,000 |
| 494-000.000-615.000 | MAIN STREET REVENUES | | 600 | 8,000 | 8,000 | | 0 | 0 |
| 494-000.000-665.000 | INVESTMENT INTEREST | | | 40,000 | 17,970 | | 30,000 | 30,000 |
| 494-000.000-695.000 | ANTICIPATED USE OF FUND BALANCE | | | 82,138 | | | | |
| Totals for dept 000.000 - | | 572,780 | 545,559 | 627,300 | 527,983 | | 518,175 | 531,230 |
| TOTAL ESTIMATED REVENUES | | 572,780 | 545,559 | 627,300 | 527,983 | | 518,175 | 531,230 |
| APPROPRIATIONS | | | | | | | | |
| 494-000.000-701.000 | SALARIES FULL-TIME | 172,676 | 139,183 | 130,000 | 75,568 | | 184,736 | 189,621 |
| | Code Enforcement (45%) | | | | | 27,540 | | |
| | DDA Director (90%) | | | | | 73,440 | | |
| | DDA Project Coordinator (100%) (Changed from PT) | | | | | 52,000 | | |
| | City Administrator (10%) | | | | | 11,800 | | |
| | Finance Director (10%) | | | | | 11,100 | | |
| 494-000.000-702.000 | SALARIES PART-TIME | 4,525 | 1,444 | 28,000 | 15,206 | | 0 | 0 |
| | Changing the PT Special Projects Coordinator position to a FT role | | | | | | | |
| 494-000.000-703.000 | EMPLOYEE TAXES & BENEFITS | 66,065 | 43,469 | 3,000 | 13,760 | | 18,500 | 19,000 |
| | Changing the PT Special Projects Coordinator position to a FT role | | | | | | | |
| 101-101.000-716.000 | DEFINED CONTRIBUTION PENSION PLAN EXPENSE | | | 6,500 | 6,462 | | 9,250 | 9,500 |
| | Active - Retirement | | | | | | | |
| 101-101.000-717.000 | DEFINED BENEFIT PENSION PLAN CONTRIBUTION | | | 15,000 | 11,150 | | 15,000 | 15,000 |
| | Retiree MERS contribution (excludes PD) | | | | | | | |
| 101-101.000-718.000 | HEALTH INSURANCE PREMIUMS (CURRENT EMPLOYEES) | | | 14,000 | 13,035 | | 19,000 | 22,000 |
| | Active - Health Insurance (increase ~14.62%) | | | | | | | |
| 494-000.000-722.000 | LEGAL SERVICES | | | 0 | 0 | | 0 | 0 |
| | RECLASS TO 494-000-822 | | | | | | | |
| 494-000.000-723.000 | RETIREE HEALTH CARE - OPEB | | | 1,500 | 1,151 | | 1,500 | 1,800 |
| | Retiree - Health Insurance (Increased ~17.29%) | | | | | | | |
| 494-000.000-726.000 | OFFICE SUPPLIES | 5,423 | 271 | 3,500 | 41 | | 3,500 | 3,500 |
| | Adobe Subscription | | | | | 400 | | |
| | Misc. Technology | | | | | 1,000 | | |
| | Cell Phone | | | | | 800 | | |
| | Misc. Office Supplies | | | | | 500 | | |
| 494-000.000-802.000 | TAX TRIBUNAL RETURNS | | | 82,150 | 82,148 | | | |
| 494-000.000-810.000 | AUDITING & ACCOUNTING | 14,574 | 10,924 | 700 | 723 | | 1,000 | 1,000 |
| | Maner Contract | | | | | | | |
| 494-000.000-822.000 | LEGAL SERVICES | 0 | 65 | 900 | 350 | | 900 | 900 |
| | RECLASS MEMBERSHIP/TRAINING TO 910/915 | | | | | | | |
| 494-000.000-844.000 | MAIN STREET PROGRAM | 22,797 | 34,251 | 12,500 | 10,741 | | 12,500 | 12,500 |
| | Corridor Cleanup | | | | | 500 | | |
| | Juneteenth | | | | | 2,000 | | |
| | Branding/Swag | | | | | 2,000 | | |

| | | | | | | | | |
|--|---|----------------|----------------|----------------|----------------|--------|----------------|----------------|
| | Tri-City Partnership/Business Mini-Grant | | | | | 4,500 | | |
| 494-000.000-845.000 | STREETSCAPING | 17,270 | 55,696 | 25,000 | 28,238 | | 19,500 | 19,500 |
| | Plant Materials | | | | | 5,000 | | |
| | Banners | | | | | 2,500 | | |
| | Holiday Decorations | | | | | 12,000 | | |
| 494-000.000-846.000 | MUSIC FESTIVAL EXP | | 4,325 | 23,500 | 26,223 | | 10,000 | 10,000 |
| 494-000.000-882.000 | PLANNING/CONSULTING FEES | 19,909 | (15,255) | 15,300 | 14,410 | | 20,000 | 20,000 |
| | Cost Share Agreement | | | | | | | |
| 494-000.000-900.000 | PRINTING/PUBLICATION COSTS | 2,289 | 908 | 2,000 | 411 | | 2,000 | 2,000 |
| 494-000.000-901.000 | POSTAGE FEES | | | 250 | | | 250 | 250 |
| 494-000.000-910.000 | PROFESSIONAL DEVELOPMENT / TRAINING | | | 4,000 | 0 | | 2,500 | 2,500 |
| | | | | | | | | |
| 494-000.000-915.000 | MEMBERSHIPS | | | 1,000 | 350 | | 500 | 500 |
| | Not renewing membership to Michigan Association of Planning (MAP) | | | | | | | |
| 494-000.000-933.000 | REPAIRS & MAINTENANCE | 23,319 | 17,744 | 64,500 | | | 64,500 | 64,500 |
| | Streetlight/DTE | | | | | 12,500 | | |
| | Paradise Gardens Landscape Maintenance | | | | | 52,000 | | |
| 494-000.000-955.000 | MISCELLANEOUS EXPENDITURES | 2,219 | 2,023 | 24,000 | 44 | | 24,000 | 24,000 |
| | Liability Insurance | | | | | 5,000 | | |
| | Flock Safety Cameras | | | | | 15,000 | | |
| | LVTV - DDA Meetings | | | | | 3,300 | | |
| | Misc. Expense | | | | | 500 | | |
| 494-000.000-968.001 | DEPRECIATION INFRASTRUCTURE | 48,766 | 63,026 | 40,000 | | | 40,000 | 40,000 |
| 494-000.000-970.000 | CAPITAL EXPENDITURE | | | 100,000 | 60,452 | | 26,000 | 10,000 |
| | Alley Projects/HAWK Signal Closeout | | | | | | | |
| | DDA Parking Wayfinding Sign | | | | | | | |
| | City Hall Sign | | | | | | | |
| 494-000.000-971.000 | SIGN GRANT PROGRAM | 15,480 | | 10,000 | | | 10,000 | 10,000 |
| 494-000.000-971.001 | FACADE GRANT PROGRAM | | | 20,000 | | | 20,000 | 20,000 |
| Totals for dept 000.000 - | | 418,737 | 360,385 | 627,300 | 347,746 | | 505,136 | 498,071 |
| TOTAL APPROPRIATIONS | | 418,737 | 360,385 | 627,300 | 347,746 | | 505,136 | 498,071 |
| NET OF REVENUES/APPROPRIATIONS - FUND 494 | | 154,043 | 185,174 | | 180,237 | | 13,039 | 33,159 |
| BEGINNING FUND BALANCE | | 1,284,694 | 1,437,734 | 1,622,910 | 1,622,910 | | 1,622,910 | 1,635,949 |
| FUND BALANCE ADJUSTMENTS | | (1,001) | | | | | | |
| ENDING FUND BALANCE | | 1,437,736 | 1,622,908 | 1,622,910 | 1,803,147 | | 1,635,949 | 1,669,108 |



City of Lathrup Village
27400 Southfield Road
Lathrup Village, MI 48076
www.lathrupvillage.org | (248) 557-2600

Redico
One Towne Square
Suite 1600
Southfield, MI 48076

April 10, 2026

To Whom It May Concern:

Your organization, Redico, and the U.S. General Services Administration have entered into a lease agreement for office space to be used by the Office of the Principal Legal Advisor, which serves as the legal counsel for U.S. Immigration and Customs Enforcement (ICE). Given the recent events in cities like Minneapolis, Chicago, Portland, and others, this lease agreement has generated apprehension within our community. While this lease space is intended to be used as a law office, in light of recent events, simply mentioning ICE raises the anxiety level of the community. A significant factor driving this anxiety is that there are many unknowns surrounding this agreement and the inability of community residents to get even their basic questions answered because of these unknowns, rumors, and misinformation that are spreading, which induces further anxiety that continually intensifies over time.

While I realize this lease is a private agreement between you and your tenant, our City Council believes that providing the community with an opportunity to hear from you directly and to be able to ask some basic questions will go a long way toward reducing the anxiety level. As an elected official, I regularly observe how transparency can go a long way toward quelling anxiety, eliminating rumors, and stopping the spread of misinformation.

To help lower the anxiety level of the community, the City of Lathrup Village would like to invite Redico to conduct a Town Hall meeting in our City’s Community Room. The purpose of this Town Hall would be to allow you to discuss this arrangement to the extent that you can, and to allow the community to ask questions in an orderly manner. The City is offering to provide you with a safe space to engage the community in productive dialogue regarding the lease.

While the building at One Town Square is not in Lathrup Village, the City of Lathrup Village is located entirely within Southfield, and our communities are interlinked. If a Town Hall is something you would consider pursuing, or if you would like to discuss this further, you can reach out directly to me at bkantor@lathrupvillage.org.

Respectfully,

Bruce Kantor
Mayor, Lathrup Village

Resident Proposed Policy on Public Safety, Community Trust, and Immigration Enforcement

Purpose

Public safety depends on trust, and the City of Lathrup Village is committed to ensuring all residents feel safe engaging with local law enforcement. This policy defines the City's role and sets clear expectations for interactions with federal immigration authorities.

1. Role of Local Law Enforcement

The Lathrup Village Police Department enforces local and state law. It does not enforce federal immigration law.

Officers shall not:

- ask about immigration status as part of routine policing
- detain an individual solely for suspected immigration violation

2. Cooperation with Federal Immigration Authorities

The City will not use local resources to support federal immigration enforcement except as required by law.

- The City will not honor immigration detainer requests without a judicial warrant
- The City will not provide advance notice of release from Lathrup Village custody solely for immigration enforcement purposes
- The City does not participate in federal immigration enforcement programs, including 287(g)

3. Use of City Property and Resources

City property, equipment, and personnel shall not be used to support immigration enforcement activities except as required by law.

- Access to non-public areas of City facilities requires a valid judicial warrant
- City facilities shall not be used as staging areas for immigration enforcement activities, except as required by law

4. Detention and Use of External Holding Facilities

Lathrup Village does not operate its own jail and contracts with the City of Berkley for short-term holding, consistent with Section 5 of this policy.

- This policy governs Lathrup Village personnel and operations within Lathrup Village jurisdiction
- Once an individual is transferred to another jurisdiction's custody, that jurisdiction's policies apply

To support the intent of this policy:

- The City will coordinate with partner jurisdictions, including Berkley, to communicate Lathrup Village's expectations regarding limited involvement in federal immigration enforcement
- The City will request that partner jurisdictions avoid voluntary notification or reporting to federal immigration authorities unless required by law
- The City will periodically review intergovernmental arrangements to ensure alignment with this policy

5. Intergovernmental Agreements and Council Oversight

The City shall not enter into any agreement, contract, or operational arrangement related to detention, law enforcement cooperation, or the use of external holding facilities without:

- approval by City Council at a public meeting
- advance notice sufficient to allow for public awareness and input

Any proposed agreement shall clearly identify:

- roles and responsibilities of each party
- how detainees will be handled, including any interaction with federal immigration authorities
- how the agreement aligns with this policy

6. Commitment to Equal Service

All residents, regardless of immigration status, are entitled to City services and police protection.

- No person shall be denied service based on perceived or actual immigration status
- The City encourages all residents to report crimes, seek help, and cooperate with law enforcement

7. Training and Implementation

The Police Department shall provide training to ensure consistent implementation of this policy, including:

- interaction with federal agencies
- communication with residents regarding the City’s role and limitations

8. Transparency

The City shall maintain a record of formal requests for assistance from federal immigration authorities received by Lathrup Village personnel and provide periodic summary reporting to Council.

9. Statement to the Community

In Lathrup Village, our police are here for public safety. They do not enforce immigration law. If you call for help, report a crime, or need assistance, your immigration status is not part of that interaction.

We do not hold people for immigration authorities without a judicial warrant, and we do not use City resources to support immigration enforcement beyond what the law requires.

If someone is arrested in Lathrup Village, they may be transferred to Berkley for holding. At that point, Berkley’s policies apply. We are working with Berkley to align practices as much as possible and to limit unnecessary involvement in immigration enforcement.

Our goal is simple: everyone in our community should feel safe calling the police when they need help.

Lathrup Village Arboretum Proposal

Arboretum- a botanical garden devoted to trees

The Lathrup Village Tree Committee is interested in developing the City-owned greenspace located at Bungalow Drive and Rainbow Drive into the Lathrup Village Arboretum. An arboretum is the planting, maintenance and preservation of trees that grow in the environment of the State of Michigan for the purpose of public education and engagement. With an approximate square footage of 22,000, this undeveloped vacant greenspace is ideal for an arboretum dedication.

Currently, there are 4 California crab trees that exist on the east side of the greenspace. These trees are in decline and would be slated for removal. A White oak is also located on the north end which was planted during a previous Arbor Day. The greenspace was the location of the first Arbor Day tree planting after the formation of the Lathrup Village Tree Committee. A River birch was planted, marking the second species in the area that would begin the make up of the arboretum. With the funding supplied by the Michigan DNR and DTE Energy, 3 additional trees were planted in the location during the spring of 2025; Dawn redwood, Swamp White oak and Ginkgo were planted on the northwest side of the park. These trees were planted in their locations based on the future mature height of each tree species.

Future plans include a fully planted area with a mix of Michigan native and non-native deciduous trees, shrubs and vegetation, ADA accessible walking paths, informative plaques for each tree and seating areas for families coming together beneath the tree canopies. The specific species planted will have predetermined locations which will be a part of future Arbor Day Celebrations, grant fundings and community donations. A planned layout will allow for proper placement to ensure each tree receives the appropriate amount of sun, water and protection. 12 additional trees have been measured out and chosen based on mature size, species tolerance, soil condition, sun tolerance and benefits to the environment.

Community members will have the opportunity to leave their mark on the Lathrup Village Arboretum. There are three potential ways for community members to donate to this development:

1) Tree Donation: a community member can donate the cost for the City to purchase and plant a species selected from the planned tree list. A donation of a tree will show a lasting impact to future generations as the tree grows in the arboretum area. Donated trees will be planted with a plaque thanking the individual or group. *(Outer barrier tree plan on accompanying map, interior plantings to be planned in the future)*

- 2) Informational Plaque Donation: Donations made towards tree species information plaques. This will create an educational environment for all and inform readers of a tree's specific history as well as the impact it has on the environment.
- 3) General Arboretum Development Donations: Donations of any amount can be made to help continue the development of the arboretum aiding in funding; ongoing maintenance, improvements and future expenses.

Accreditation:

Arbnet.org is the global network for arboreta. The accreditation program certifies public and private lands as arboretums that meet 1 of 4 levels of accreditation requirements. Accreditation application will be submitted once the Lathrup Village arboretum meets the level 1 requirements

- Arboretum plan
- Governing group (Tree Committee)
- 25 labeled taxa (woody plant species)
- One tree related program a year (Arbor Day planting, community demonstration, ect)

There are currently 12 accredited arborea in the State of Michigan.

Lathrup Village will be setting a new precedent with this unique project. It has opportunities for developing community education and stewardship surrounding trees. The main goals of the project include – plant more trees in an undeveloped vacant area, cultivate an education program for the public on the importance and benefits of trees, preserve a dedicated area for trees to thrive within the City, and give residents, families and community members a centralized location to gather, learn and appreciate trees.

- Lathrup Village Tree Committee*
- Brandon Wynn- Chair*
- Reed Boskey - Vice Chair*
- Roger Lynn- Secretary*
- Nancy Perchard- Community Outreach*

LATHRUP VILLAGE ARBORETUM

Tree Placement Map

- Previously planted
- Planned planting



As of March 2026



LATHRUP
VILLAGE
ARBORETUM

BACHANINI

Rackham

Item 2C.









THE ARNOLD ARBORETUM'S COMMITMENT TO CONSERVATION

FRANKLIN TREE *Franklinia alatamaha*

THREAT LEVEL
Extinct in the wild

NATIVE TO
Southeastern United States





The two Franklin trees growing in the Explorers Garden are over one hundred years old—the oldest and largest such trees in the world. John and William Bartram first discovered the Franklin tree in 1765 along the Altamaha River in southeastern Georgia, only a few decades before the species completely disappeared from the wild. William returned in 1776 to collect seed from the plant and successfully germinated it in his family's garden in Philadelphia. In 1884, the Arnold Arboretum of Harvard University received a Franklin tree that was grown in the Bartram's family garden. Notoriously challenging to establish, two cuttings from the original plant were sited on the southwestern slope of Bussey Hill, one of the mildest environments in the Arboretum. Horticulturists worked hard in the early years to protect the young plants from Boston's harsh winters. Through their efforts, these trees have persisted into their old age.

Did You Know?

- Naturalist William Bartram named this species to honor Benjamin Franklin, a good friend of his father, the early American botanist John Bartram.
- A relative of *Stewartia* and *Caswellia*, the Franklin tree is a member of the tea family (*Theaceae*).
- In temperate climates, the Franklin tree blooms through late summer and early fall—unusually late for a woody plant—and displays its showy blossoms alongside brilliant autumn foliage.

Which like his father, William Bartram (above) spent years cataloging the native flora of the American South, in 1799, the United States Postal Service honored the Bartrams with a stamp illustrating the Franklin tree.

The seed of the Franklin tree develops over two growing seasons (succumbent among woody plants). In autumn, you can observe flowers and ripening fruit capsules on the tree at the same time (pictured above). Take a look!





Historical artist Charles E. Faxon spent thirty-six years as the assistant director of the Arnold Arboretum library and herbarium. His drawing of the Franklin tree can be found in the Arboretum's horticultural library.

The Franklin tree is a favorite of late summer and early autumn pollinators. Above, a group of European honey bees (*Apis mellifera*) gather pollen from its spectacular citrus-scented flowers.

© Janet Davis – All Rights Reserved

Arboretum West Blalock Park

The arboretum at West Blalock Park was established in 2006 for the purpose of educating the public about many of this hardiness zone's Florida Friendly trees. In addition, a succulent garden, a butterfly garden, a Florida friendly shrub area, and life size native animal sculptures have been added. The artist of all sculptures is Thomas Prochow.

As you walk around the park, signs will identify and give you the characteristics of each tree. Before planting a tree, it is always wise to check out the facts about that tree. Remember, "Right plant, right place."

The project was conceived and implemented by a local group of volunteers with financial assistance from the Gulf Coast Community Foundation, and support by the City of Venice.



© Janet Davis – All Rights Reserved