



VILLAGE BOARD MEETING AGENDA

July 22, 2024 at 6:00 PM

Kronenwetter Municipal Center - 1582 Kronenwetter Drive Board Room (Lower Level)

All Agenda Items Listed Are for Discussion and Possible Action

1. CALL MEETING TO ORDER

- A. Pledge of Allegiance
- B. Roll Call

2. ANNOUNCEMENT OF CLOSED SESSION

3. PUBLIC COMMENT

Please be advised per State Statute Section 19.84(2), information will be received from the public. It is the policy of this Village that Public Comment will take no longer than 15 minutes with a three-minute time period, per person, with time extension per the Chief Presiding Officer's discretion. Be further advised that there may be limited discussion on the information received, however, no action will be taken under public comments.

4. REPORTS FROM STAFF AND VENDORS

- C. Community Development Director Report
- D. Police Chief Report
- E. Treasurer's Report
- F. Check Register 6/18 - 7/19

5. NEW BUSINESS

- G. Purchase of Asphalt Planer attachment for Bobcat Skid Steer & Budget Amendment #7
- H. Fire Department/ EMS Job Descriptions (EMT, EMR, AEMT, Paramedic)
- I. Zoning change and Certified Survey Map, Larry and Sandra Burns, 2180 Bluejay Lane, Kronenwetter, WI 54455
- J. Conditional Use Permit: Dean Prohaska, 999 Happy Hollow Road, Kronenwetter, WI 54455
- K. Administrator Vacancy

6. OLD BUSINESS

- K. Ambulance Quote and Purchase Agreement
- L. Board President Appointment of Ambulance Subcommittee
- M. Resolution No. 2024-09; Appointment of Village Treasurer & Village Clerk
- N. June 12, 2024, Village Board Meeting minutes

7. CONSENT AGENDA

8. PREVIOUS MEETING MINUTES FROM COMMISSIONS AND COMMITTEES

- O. June 20, 2024 Administrative Policy Committee Meeting Minutes

9. CLOSED SESSION

Consideration of motion to convene into closed session pursuant to Wis. Stat. 19.85 (1)(c) for consideration of employment, promotion, compensation or performance evaluation data of any public employee over which the governmental body has jurisdiction or exercises responsibility – to wit Director of Public Works & Utilities Interview - Gregory Ulman; to wit performance evaluation of the Village Clerk; to wit Police Chief Annual Evaluation and Pay Increase.

Consideration of motion to convene into closed session pursuant to Wis. Stat. s. 19.85(1)(g) Conferring with legal counsel for the governmental body who is rendering oral or written advice concerning strategy to be adopted by the body with respect to litigation in which it is or is likely to become involved - to wit claim made by John Petroski against the Village.

10. RECONVENE OPEN SESSION

Consideration of motion to reconvene into open session.

11. ACTION AFTER CLOSED SESSION

12. CONSIDERATION OF ITEMS FOR FUTURE AGENDA

13. ADJOURNMENT

NOTE: Upon reasonable notice, efforts will be made to accommodate the needs of disabled individuals through appropriate aids and services. For additional information or to request service, contact the clerk's office, 1582 Kronenwetter Drive, Kronenwetter, WI 54455 (715)-692-1728

Posted: 07/19/2024 Kronenwetter Municipal Center and www.kronenwetter.org

Faxed: WAOW, WSAU, City Pages, Mosinee Times | Emailed: Wausau Daily Herald, WSAW, WAOW, Mosinee Times, Wausau Pilot and Review, City Pages

Community Development/Planning and Zoning Director Report

July 22, 2024

Peter S. Wegner, Community Development/Planning and Zoning Director

Community Development/Planning and Zoning:

- Review Proposed CSM(s): (Kronenwetter Drive, Hwy 153 and Pyke Road).
- Review Rezone Requests: Pyke Road, Hwy 153 – Agricultural and Residential (AR) to Rural Residential 5 (RR-5)
- Review Roadway Access Permits and Variance Requests: (Old Hwy 51, Russell Road, Martin Road).
- Permit to Excavate, Fill or Place Objects in the Public Right-Of-Way Applications (WPS and Manatee).
- Complaints/Enforcement.
- Review Chapter 520-21 Agricultural Use is a Conditional Use in RR-2 and RR-5. Chapter 200-15 Keeping of Animals. § 520-27 Accessory and miscellaneous land use types. H. Keeping of farm animals on residential lots.
- GIS Zoom Meeting gWorks.
- Correspondence with DNR on Shoreland Complaint.
- Review Chapter § 409-2. - Lawns and natural areas.
- Correspondence Ehlers and RPS regarding TID 2.
- Sign Permits Peanuts Dog Lodge.
- Early Start Filtz Built Personal Storage.
- Preliminary Site Plan Review Kowalski Road
- Meeting with Robert Roth TID 2 road projects.
- Creek Road Driveway access issue.
- Kountry Squire Mobile Home Park Permits and Compliance.
- Tower Wood's Subdivision Stormwater Issues.
- Research proposed TID # 2 projects.
- Correspondence DNR Floodplain Ordinance.
- Tower Point, Water Tower lease proposal.
- Movie Under the Stars
- DNR Complaint County Road XX

Public Works:

- 2025 Local Road Certification.
- WisDOT Railroad Preemption Joint Inspection.
- 2023 Annual Report Under Municipal Separate Storm Sewer System (MS4) permit.
- Transportation Improvements Program (TIP) 2025-2028.
- Public Works Director Essential Functions.
- Golden Ponds Outlet Control Structure.
- Construction Progress Reporting Survey (Water Treatment Facility)

- ADA Doors Project Options.
- Contract Athletic Field Dug outs field one and two.
- Research Compliance Maintenance Annual Report (CMAR) 2022 and 2023.
- Research and approve road closure Happy Hollow Canadian RR crossing repair.
- Sewer and Water hookup Kowalski Road

High Groundwater, drainage and culvert Issues:

- Manatee Drive
- Island View and Timothy
- Conestoga Lane (2)
- Mystic Meadow (3)
- Canterbury Drive
- New Castle Drive
- Annamarie Drive (2)
- County Road XX

Tree removal, Land Disturbance within ROW, Chip Seal and Miscellaneous:

- Oak Road
- Tower Road
- Manatee Drive
- Eva Road 1931 County Road XX
- Buska Park
- Downing Street
- West Nelson
- Maple Ridge



KRONENWETTER POLICE DEPARTMENT

Office of the Chief of Police

Executive Summary for July 2024 Board Meeting



Section 4, Item D.

TO: VILLAGE BOARD MEMBERS

DEPARTMENT ACTIVITY SUMMARY – In June, we handled 592 total calls for service. Some highlights included the following:

- Four arrests for domestic related offenses. Unfortunately, we continued to have multiple domestic arrests for the third straight month. This month's DV arrests included the following:
 - Domestic DC (disorderly conduct) & resisting arrest
 - Domestic DC and battery
 - Domestic DC
 - Domestic DC and battery. This subject fled prior to the officers' arrival but he was located the following morning and taken into custody.
- A subject was referred for misdemeanor bail jumping charges after he violated the terms of his bond.
- An assist for KFD on a structure fire to a garage.
- A welfare check on an autistic child after he snuck out of the house around 2:30 am. Our officer located him a good distance away during the very early morning hours and returned him home safely. Our officer did a great job of following up with agencies to mitigate the risk to this child as much as possible. He wrote a report and sent it to social services, who promptly contacted the family to assist them with door alarms and other services. It turned out the child had actually crossed I-39 and slipped through an opening in the highway fence! Upon learning this, our officer immediately got ahold of the Highway Dept., and they stopped what they were doing and repaired that gap right away. We've also followed up with the Sheriff's Dept. to see if they can get in touch with the family and arrange for a GPS band.
- A juvenile disturbance in which a juvenile female was cited for disorderly conduct.
- A medical emergency that turned into an emergency mental health detention at HCC
- A lengthy investigation into a potential child sexual assault that is still ongoing

DEPARTMENT PERSONNEL ISSUES & STATUS – We were short staffed on both work rotations in June, but Officer Baron is back on patrol after his National Guard annual training at Fort Polk, LA, so that brings one of the two teams back to full staffing levels. The other work rotation will unfortunately remain short handed through early next year. Officer Guyer is working on several things while on light duty, including going over cell phone downloads on a potential sexual assault case and helping on the municipal side when needed.

We have had a couple of firearms trainings this past month as we get more practice and reps in with our new red dot optic systems on the handguns. Ofc Dallman is back on duty after the critical incident we had and while that is still considered under investigation by the Division of Criminal Investigation, I will be able to at least brief you on how well our department staff responded to that event and covered calls in the Village on short notice.

CURRENT GRANTS AND EQUIPMENT — One of our new Dodge Durangos is back from the installer and it looks fantastic. Once the other Durango is done, we will look at dates to strip a couple of cars, which can probably be done by Lt. Smart and Sgt Shope, who are pretty savvy in that area (it also saves the VOK money). I put in a request for low-cost ammunition from the military's 10-33 program, which allows law enforcement agencies to obtain unused military surplus. It could be a couple of months before we hear if we've been awarded any ammunition. Lastly, Ofc Guyer put in for the WPS annual safety grant to see if we could get a new AED. Results should come later this summer.

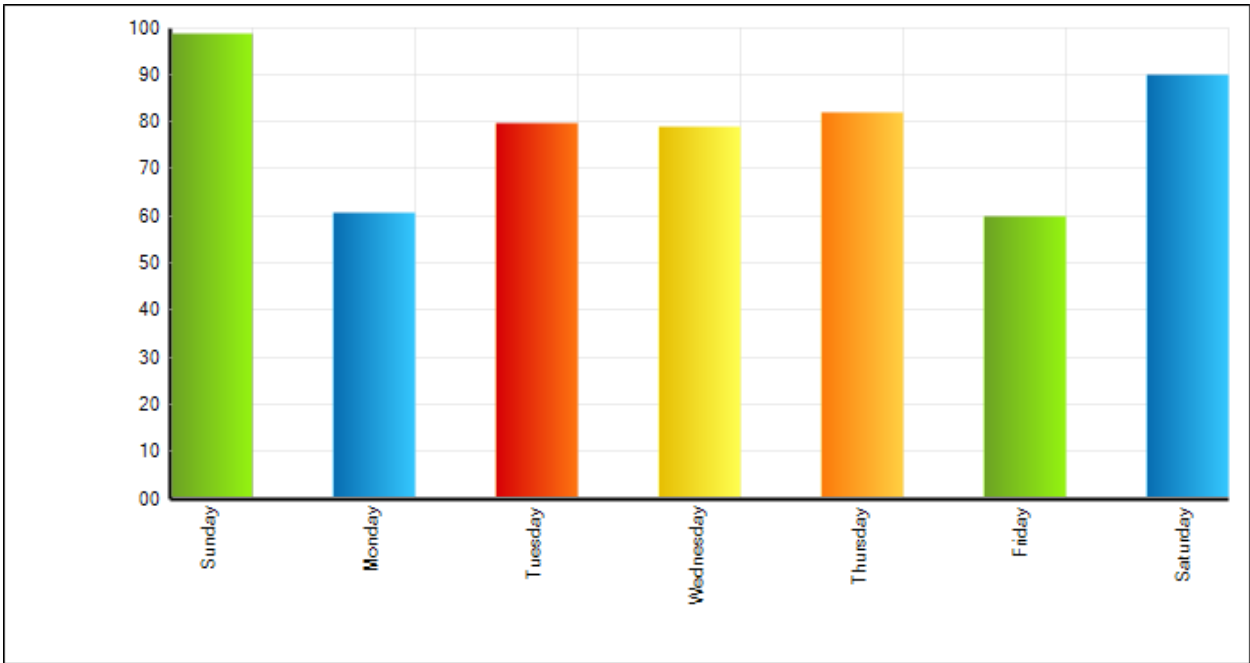
June 2024 Calls for Service Info

Events by Nature Code by Agency

KP	911 HANG UP	7
	ALARMS	1
	ANIMAL COMPLAINT	10
	BUSINESS SECURITY CHECK	32
	CIVIL COMPLAINT	9
	CRIMINAL MISCELLANEOUS	8
	DISABLED VEHICLE	9
	EXTRA PATROL	36
	FAMILY DISTURBANCE	4
	FIELD INTERVIEW	4
	FIGHT	1
	FINGERPRINTING	5
	FOLLOW-UP INVESTIGATION	44
	FOOT OR VEHICLE PURSUIT	1
	FRAUD COMPLAINT	3
	JUVENILE DISTURBANCE	1
	LOST AND FOUND	12
	MENTAL SUBJECT	17
	NOISE COMPLAINT	3
	PARKING MISCELLANEOUS	3
	PROCESS SERVICE	1
	SERVICE MISCELLANEOUS	111
	SUSPICIOUS ACTIVITY	12
	TRAFFIC HAZARD	17
	TRAFFIC MISCELLANEOUS	4
	TRAFFIC STOP	115
	VEHICLE LOCKOUT	1
	WARRANT SERVICE	2
	WELFARE CHECK	8
	CAR/DEER VOLUNTARY	1
	TRAFFIC CRASH - INJURY	2
	TRAFFIC CRASH PDO	9
	CO ALARM	1
	FIRE ALARM	4
	FIRE ASSIST	1
	STRUCTURE FIRE	1
	SUSPICIOUS ACTIVITY	1
	UTILITY FIRE CALL	2
	DEAD ANIMAL	2
	ATTEMPT TO LOCATE	1
	COMMUNITY RELATIONS ACT	2
	TELEPHONE MESSAGE	14
	VACANT HOME CHECK	4
	VEHICLE ATL	10
	MEDICAL EMERGENCY	14
	MENTAL SUBJECT	1

June 2024 Calls for Service Info

Calls by Day of the Week



Summons/Citations Charge Summary	
Agency: KRONENWETTER PD, Date Range: 06/01/2024 00:00:00 -	
Charges	Count
EXCEEDING SPEED ZONES, ETC. (11-15 MPH)	9
EXCEEDING SPEED ZONES, ETC. (16-19 MPH)	2
KEEPING OF CATS & DOGS RESTRICTION	1
NON-REGISTRATION OF AUTO, ETC	2
OPERATE MOTOR VEHICLE BY PERMITTEE	1
OPERATE MOTOR VEHICLE W/O INSURANCE	2
OPERATE MOTOR VEHICLE W/O PROOF OF	4
OPERATING WHILE REVOKED (REV DUE TO	2
OPERATING WHILE SUSPENDED	1
POSSESSION OF THC (FORFEITURE)	1
SPEEDING IN 55 MPH ZONE (20-24 MPH)	1
SPEEDING ON CITY HIGHWAY	1
SPEEDING ON CITY HIGHWAY (11-15 MPH)	1
Total:	28



REPORT TO VB

ITEM NAME:	Treasurer’s Report
MEETING DATE:	7/22/24
PRESENTING COMMITTEE:	VB
COMMITTEE CONTACT:	
STAFF CONTACT:	Lisa Kerstner
PREPARED BY:	Lisa Kerstner

- Processing invoices, cutting checks and completing deposits while Acct Clerk is on Vacation.
- Working with RPS on getting updates on the TID 2 projects and all of Kronenwetter Drive (material is part of the RDA packet on 7/11). Also, received updates on LS6 & LS2 (materials are part of the UC packet on 7/2).
- Getting updates from Becher Hoppe on the Water Filtration Project. Attended the Well No. 2 - WisDNR Construction Management Engineer Inspection of Site.
- Working on getting RFP for the ADA doors.
- Coding invoices for payment and processing.
- Working with Ehlers on the timeline for the TID 2 Amendment #4 and timeline for Financing. Recommend that any board member attend the August 8th RDA meeting at 5:15pm to hear Ehlers Feasibility analysis report.
- Set up online payments with new customer portal.
- On vacation from 7/3-7/14.
- Working on Bank reconciliations for June.

Report Criteria:
Report type: GL detail
Check.Type = {<>} "Adjustment"

Check Issue Date	Check Number	Payee	Description	Invoice GL Account	Invoice GL Account Title	Check Amount	GL Period Date
38439							
06/26/2024	38439	Advantage Plumbing Plus,	WELL 1 NEW PRV	601-53610-625-001	Maintenance of Pumping Plant	498.89	06/30/2024
Total 38439:						498.89	
38440							
06/26/2024	38440	Amazon Capital Services, I	WINDOW RAIN GUARDS FORD SUV	100-52000-120-380	Equipment Repairs/Maintenance	38.69	06/30/2024
Total 38440:						38.69	
38441							
06/26/2024	38441	American Asphalt of Wisco	HOT PATCH	100-53000-311-344	Patching Material-Asphalt	419.52	06/30/2024
06/26/2024	38441	American Asphalt of Wisco	HOT PATCH	100-53000-311-344	Patching Material-Asphalt	67.37	06/30/2024
06/26/2024	38441	American Asphalt of Wisco	HOT PATCH	100-53000-311-344	Patching Material-Asphalt	120.56	06/30/2024
06/26/2024	38441	American Asphalt of Wisco	HOT PATCH	100-53000-311-344	Patching Material-Asphalt	290.16	06/30/2024
Total 38441:						897.61	
38442							
06/26/2024	38442	Associated Trust Co.	ANNUAL RDA FISCAL AGEN PAYMENT	451-58000-001-221	Bond Issuance Costs	612.00	06/30/2024
Total 38442:						612.00	
38443							
06/26/2024	38443	AT & T MOBILITY	PD- PHONES	100-52000-120-326	Telephone & Utilities - Police	494.69	06/30/2024
Total 38443:						494.69	
38444							
06/26/2024	38444	Becher Hoppe Associates,	ENGINEERING SERVICE	601-53650-923-002	Engineering Services	3,728.76	06/30/2024
Total 38444:						3,728.76	
38445							
06/26/2024	38445	BELCO VEH SOLUTIONS	BELCO BUILD NEW DURANGO #1	750-51000-001-000	Equipment Purchases	11,300.21	06/30/2024

M = Manual Check, V = Void Check

Check Issue Date	Check Number	Payee	Description	Invoice GL Account	Invoice GL Account Title	Check Amount	GL Period Date
Total 38445:						11,300.21	
38446							
06/26/2024	38446	BEV THOMAS	SECURITY REFUND	100-22501	Security Deposits	200.00	06/30/2024
Total 38446:						200.00	
38447							
06/26/2024	38447	BP Solutions	PD FUEL BP STATION	100-52000-120-324	Fuel	1,647.33	05/31/2024
06/26/2024	38447	BP Solutions	WATER - FUEL	601-53650-921-006	Fuel	282.85	05/31/2024
06/26/2024	38447	BP Solutions	SEWER - FUEL	650-53650-856-003	Fuel	282.86	05/31/2024
06/26/2024	38447	BP Solutions	VEHICLE 20	100-55000-200-355	Parks; Fuel Charges	131.79	05/31/2024
06/26/2024	38447	BP Solutions	VEHICLE 19	100-55000-200-355	Parks; Fuel Charges	604.63	05/31/2024
06/26/2024	38447	BP Solutions	FD FUEL	100-52200-201-324	Fuel	242.77	05/31/2024
Total 38447:						3,192.23	
38448							
06/26/2024	38448	Charlie's Hardware	PEST CONTROL MOVIE UNDER THE STARS	100-51420-350-000	Community Events	16.18	06/30/2024
Total 38448:						16.18	
38449							
06/26/2024	38449	Condon Oil Co, Inc.	GASOLINE	100-53000-311-384	PWKS; Fuel & Oil Changes	150.67	06/30/2024
06/26/2024	38449	Condon Oil Co, Inc.	DIESEL FUEL	100-53000-311-384	PWKS; Fuel & Oil Changes	352.92	06/30/2024
Total 38449:						503.59	
38450							
06/26/2024	38450	Dirks Group, LLC	FORTIGATE-40F - 1 YEAR PROTECTION	100-51400-485-000	Computer Supplies, Expenses &	346.50	06/30/2024
Total 38450:						346.50	
38451							
06/26/2024	38451	GPM Southeast	PARKS GAS AND FUEL	100-55000-200-355	Parks; Fuel Charges	347.10	06/30/2024
Total 38451:						347.10	

M = Manual Check, V = Void Check

Check Issue Date	Check Number	Payee	Description	Invoice GL Account	Invoice GL Account Title	Check Amount	GL Period Date
38452							
06/26/2024	38452	JENNIFER FELCH	SECURITY REFUND	100-22501	Security Deposits	50.00	06/30/2024
Total 38452:						50.00	
38453							
06/26/2024	38453	Johnson Controls Fire Prot	MC BUILDING ALARM & DETECTION REG LABOR	100-51600-389-000	Maintenance	817.78	06/30/2024
Total 38453:						817.78	
38454							
06/26/2024	38454	JX Enterprises, Inc.	HEADLIGHT E1	100-52200-201-380	Equipment Repairs/Maintenance	272.85	06/30/2024
Total 38454:						272.85	
38455							
06/26/2024	38455	Kirby Brekke Inc.	SMALL ENGINE FUEL	100-52200-201-324	Fuel	304.88	06/30/2024
Total 38455:						304.88	
38456							
06/26/2024	38456	Marathon County Health D	WATER - BACTERIA TESTING	601-53620-630-010	Marathon Co Health Lab	22.00	06/30/2024
06/26/2024	38456	Marathon County Health D	WATER - BACTERIA TESTING	601-53620-630-010	Marathon Co Health Lab	44.00	06/30/2024
06/26/2024	38456	Marathon County Health D	WATER - BACTERIA TESTING	601-53620-630-010	Marathon Co Health Lab	22.00	06/30/2024
06/26/2024	38456	Marathon County Health D	WATER - BACTERIA TESTING	601-53620-630-010	Marathon Co Health Lab	22.00	06/30/2024
06/26/2024	38456	Marathon County Health D	WATER - BACTERIA TESTING	601-53620-630-010	Marathon Co Health Lab	44.00	06/30/2024
06/26/2024	38456	Marathon County Health D	WATER - BACTERIA TESTING	601-53620-630-010	Marathon Co Health Lab	60.00	06/30/2024
Total 38456:						214.00	
38457							
06/26/2024	38457	Marathon County Treasure	MAY 2024	221-21910	Municipal Fines Due to Others	568.80	06/30/2024
Total 38457:						568.80	
38458							
06/26/2024	38458	Menards - Wausau	MICROWAVE - GENERAL OFFICE - BREAK ROOM	100-51400-470-000	Office Equipment/Service Agree	108.99	06/30/2024
06/26/2024	38458	Menards - Wausau	GENERAL OFFICE - MUSTARD, CANDY, KETCHUP, WATER, BUB	100-51400-460-000	Office Supplies	49.21	06/30/2024
06/26/2024	38458	Menards - Wausau	REFRIGERATOR - GENERAL OFFICE - BREAK ROOM	100-51400-470-000	Office Equipment/Service Agree	648.00	06/30/2024

M = Manual Check, V = Void Check

Check Issue Date	Check Number	Payee	Description	Invoice GL Account	Invoice GL Account Title	Check Amount	GL Period Date
Total 38458:						806.20	
38459							
06/26/2024	38459	Overland Transportation S	PHYSICAL EXAMS - NEW HIRES	100-52200-201-323	Physical Exams	391.00	06/30/2024
Total 38459:						391.00	
38460							
06/26/2024	38460	PLISCH'S SNOW AND AU	DOT INSPECTIONS AND OIL CHANGES	100-52200-201-380	Equipment Repairs/Maintenance	1,412.12	06/30/2024
Total 38460:						1,412.12	
38461							
06/26/2024	38461	Pomasl Fire Equipment, In	HELMET SHIELDS	100-52200-201-321	Protective Clothing	269.00	06/30/2024
Total 38461:						269.00	
38462							
06/26/2024	38462	Quill Corporation	OFFICE SUPPLIES	100-51400-460-000	Office Supplies	184.01	06/30/2024
06/26/2024	38462	Quill Corporation	OFFICE SUPPLIES	100-51400-460-000	Office Supplies	399.70	06/30/2024
Total 38462:						583.71	
38463							
06/26/2024	38463	State of WI Court Fines &	MAY 2024	221-21910	Municipal Fines Due to Others	1,569.94	06/30/2024
Total 38463:						1,569.94	
38464							
06/26/2024	38464	Superior Vision Insurance	POLICE OFFICER VISION INSURANCE	100-21520	Employee Insurance Liability	43.05	06/30/2024
Total 38464:						43.05	
38465							
06/26/2024	38465	ULINE	OFFICE RUGS	100-51600-354-000	Materials & Supplies	580.67	06/30/2024
Total 38465:						580.67	

M = Manual Check, V = Void Check

Check Issue Date	Check Number	Payee	Description	Invoice GL Account	Invoice GL Account Title	Check Amount	GL Period Date
38466							
06/26/2024	38466	Vestis	WATER-UNIFORMS	601-53650-921-009	Uniforms	49.97	06/30/2024
06/26/2024	38466	Vestis	SEWER-UNIFORMS	650-53650-851-010	Uniforms	49.96	06/30/2024
06/26/2024	38466	Vestis	PW- UNIFORMS	100-53000-312-329	Uniforms & Safety Equipment	123.30	06/30/2024
06/26/2024	38466	Vestis	WATER-UNIFORMS	601-53650-921-009	Uniforms	48.27	06/30/2024
06/26/2024	38466	Vestis	SEWER-UNIFORMS	650-53650-851-010	Uniforms	48.28	06/30/2024
Total 38466:						319.78	
38467							
06/26/2024	38467	WI Department of Natural	2024 DNR WATER USE FEE	601-53630-641-001	Trans/Dist Operation Expense	125.00	06/30/2024
Total 38467:						125.00	
38468							
06/26/2024	38468	WI STATE FIREFIGHTER'	WI FIRE STATE FIRE	100-52200-201-331	FD Dues & Memberships	675.00	06/30/2024
Total 38468:						675.00	
38469							
06/26/2024	38469	WUTA-Wisconsin Utility Ta	MEMBERSHIP DUES FISCAL YEAR 2024-2025	100-51900-990-000	Dues & Memberships	2,750.00	06/30/2024
Total 38469:						2,750.00	
38476							
07/12/2024	38476	Ace Hardware Center - We	PARKS MAINTENANCE SUPPLIES	100-55000-200-361	Maintenance Supplies	68.98	07/31/2024
Total 38476:						68.98	
38477							
07/12/2024	38477	Amazon Capital Services, I	ENGRAVED NAME PLATES	100-52800-100-354	Materials & Supplies	7.48	06/30/2024
07/12/2024	38477	Amazon Capital Services, I	ENGRAVED NAME PLATES	221-51200-100-354	Material & Supplies	7.48	06/30/2024
Total 38477:						14.96	
38478							
07/12/2024	38478	American Asphalt of Wisco	HOT PATCH	100-53000-311-344	Patching Material-Asphalt	665.47	06/30/2024
07/12/2024	38478	American Asphalt of Wisco	HOT PATCH	100-53000-311-344	Patching Material-Asphalt	414.29	06/30/2024
07/12/2024	38478	American Asphalt of Wisco	HOT PATCH	100-53000-311-344	Patching Material-Asphalt	272.45	06/30/2024

M = Manual Check, V = Void Check

Check Issue Date	Check Number	Payee	Description	Invoice GL Account	Invoice GL Account Title	Check Amount	GL Period Date
07/12/2024	38478	American Asphalt of Wisco	HOT PATCH	100-53000-311-344	Patching Material-Asphalt	121.16	07/31/2024
Total 38478:						1,473.37	
38479							
07/12/2024	38479	B&M Technical Services, In	SPARE SOFT START FOR LS 1 PUMPS	650-53650-832-000	Maintenance of Stations	6,086.00	06/30/2024
Total 38479:						6,086.00	
38480							
07/12/2024	38480	Brianna Abitz	SECURITY REFUND	100-22501	Security Deposits	200.00	06/30/2024
Total 38480:						200.00	
38481							
07/12/2024	38481	Charlie's Hardware	PD--CAR WASHING SUPPLIES	100-52000-120-380	Equipment Repairs/Maintenance	67.48	06/30/2024
Total 38481:						67.48	
38482							
07/12/2024	38482	Condon Oil Co, Inc.	PW FUEL	100-53000-311-384	PWKS; Fuel & Oil Changes	332.85	06/30/2024
Total 38482:						332.85	
38483							
07/12/2024	38483	Dirks Group, LLC	FORTINET FORTICARE - 1 YEAR PROTECTION	100-51400-485-000	Computer Supplies, Expenses &	346.50	06/30/2024
Total 38483:						346.50	
38484							
07/12/2024	38484	General Engineering Comp	COMMERCIAL CROSS CONNECTION INSPECTIONS	601-53650-923-007	Inspection Services	2,500.00	06/30/2024
Total 38484:						2,500.00	
38485							
07/12/2024	38485	Jessica Meyer	SECURITY REFUND	100-22501	Security Deposits	50.00	06/30/2024
Total 38485:						50.00	

M = Manual Check, V = Void Check

Check Issue Date	Check Number	Payee	Description	Invoice GL Account	Invoice GL Account Title	Check Amount	GL Period Date
38486							
07/12/2024	38486	JFTCO Inc.	EQUIPMENT RENTAL	100-53000-311-814	PW; Equipment Rentals	2,106.50	06/30/2024
Total 38486:						2,106.50	
38487							
07/12/2024	38487	Kronenwetter Water Utility	MUNICIPAL BUILDING WATER	100-51600-326-000	Utilities	927.16	06/30/2024
Total 38487:						927.16	
38488							
07/12/2024	38488	Malbrit Mechanical, Inc.	PREVENTATIVE MAINTENACE HVAC	100-51600-389-000	Maintenance	615.00	06/30/2024
Total 38488:						615.00	
38489							
07/12/2024	38489	Mark Stroik	OCCUPANCY ESCROW REFUND 2158 SUNDIAL AVE	100-22500	Occupancy Escrow	750.00	07/31/2024
Total 38489:						750.00	
38490							
07/12/2024	38490	MUNICIPAL TREASURER	MTAW ANNUAL MEMBERSHIP	100-51520-340-000	Treasurer; Seminars & Mileage	60.00	06/30/2024
Total 38490:						60.00	
38491							
07/12/2024	38491	Quill Corporation	OFFICE SUPPLIES	100-51400-460-000	Office Supplies	36.99	06/30/2024
07/12/2024	38491	Quill Corporation	OFFICE SUPPLIES	100-51400-460-000	Office Supplies	55.98	06/30/2024
Total 38491:						92.97	
38492							
07/12/2024	38492	Rent-A-Flash of Wisconsin,	PW-ROAD SIGNS	100-53000-311-380	Equipment; Repairs/Maintenance	125.00	06/30/2024
07/12/2024	38492	Rent-A-Flash of Wisconsin,	PW-ROAD SIGNS	100-53000-311-380	Equipment; Repairs/Maintenance	113.60	06/30/2024
07/12/2024	38492	Rent-A-Flash of Wisconsin,	SIGN FOR CEMETERY	100-53000-311-358	Road Signs	31.41	06/30/2024
Total 38492:						270.01	

M = Manual Check, V = Void Check

Check Issue Date	Check Number	Payee	Description	Invoice GL Account	Invoice GL Account Title	Check Amount	GL Period Date
38493							
07/12/2024	38493	ROTH PROFESSIONAL S	MC ADA PROJECT	100-53000-300-000	Engineering Costs	176.25	04/30/2024
07/12/2024	38493	ROTH PROFESSIONAL S	TID2 - PHASE A - KRONENWETTER ROADS	452-51100-300-001	Prfl Services; Engineering	42,895.30	06/30/2024
Total 38493:						43,071.55	
38494							
07/12/2024	38494	Scott's Portable Toilets	PARKS PORTI POTTY'S	100-55000-200-327	Portable Restroom/Wash Station	930.00	06/30/2024
Total 38494:						930.00	
38495							
07/12/2024	38495	Swank Motion Pictures, IN	MOVIE UNDER THE STARS ENCANTO 8/8/23	100-51420-350-000	Community Events	500.00	06/30/2024
Total 38495:						500.00	
38496							
07/12/2024	38496	Vestis	PW- UNIFORMS	100-53000-312-329	Uniforms & Safety Equipment	117.54	06/30/2024
Total 38496:						117.54	
38497							
07/12/2024	38497	WEYERS EQUIPMENT IN	BLADES FOR DITCH MOWER	100-53000-311-380	Equipment; Repairs/Maintenance	172.16	06/30/2024
Total 38497:						172.16	
38498							
07/12/2024	38498	Quill Corporation	OFFICE SUPPLIES	100-51400-460-000	Office Supplies	9.98	07/31/2024
07/12/2024	38498	Quill Corporation	ELECTION SUPPLIES	100-51440-000-000	ELECTIONS	179.95	07/31/2024
07/12/2024	38498	Quill Corporation	OFFICE SUPPLIES	100-51400-460-000	Office Supplies	29.97	07/31/2024
07/12/2024	38498	Quill Corporation	JANITORIAL SUPPLIES	100-51600-354-000	Materials & Supplies	63.96	07/31/2024
07/12/2024	38498	Quill Corporation	JANITORIAL/BUILDING SUPPLIES	100-51600-354-000	Materials & Supplies	17.98	07/31/2024
07/12/2024	38498	Quill Corporation	OFFICE SUPPLIES	100-51400-460-000	Office Supplies	59.95	07/31/2024
Total 38498:						361.79	
38499							
07/12/2024	38499	ROTH PROFESSIONAL S	LS 6 - ELECTRICAL UPGRADE	650-53650-852-002	Engineering Services	1,225.00	07/31/2024
07/12/2024	38499	ROTH PROFESSIONAL S	LS2 - GENERATOR UPGRADE	650-53650-852-002	Engineering Services	1,457.50	07/31/2024

M = Manual Check, V = Void Check

Check Issue Date	Check Number	Payee	Description	Invoice GL Account	Invoice GL Account Title	Check Amount	GL Period Date
07/12/2024	38499	ROTH PROFESSIONAL S	GIS SERVICES	650-53650-826-000	Capital Outlay Equipment	326.67	07/31/2024
07/12/2024	38499	ROTH PROFESSIONAL S	GIS SERVICES	601-53620-632-002	Capital Projects	326.67	07/31/2024
07/12/2024	38499	ROTH PROFESSIONAL S	GIS SERVICES	410-57100-000-100	Other Capital Projects	326.66	07/31/2024
07/12/2024	38499	ROTH PROFESSIONAL S	PHASE B - KRONENWETTER DRIVE NORTH	410-57100-000-000	Capital Road Improvements	8,468.75	07/31/2024
07/12/2024	38499	ROTH PROFESSIONAL S	TID PROFESSION SERVICES - ENGINEERING	452-51100-300-001	Prfl Services; Engineering	10,342.50	07/31/2024
07/12/2024	38499	ROTH PROFESSIONAL S	ADA MODS	100-51600-390-000	Major Repairs	87.50	07/31/2024
07/12/2024	38499	ROTH PROFESSIONAL S	TID 2 - LS 8 UPGRADE	452-51100-300-001	Prfl Services; Engineering	1,787.50	07/31/2024
Total 38499:						24,348.75	
38500							
07/12/2024	38500	Vestis	WATER-UNIFORMS	601-53650-921-009	Uniforms	48.27	07/31/2024
07/12/2024	38500	Vestis	SEWER-UNIFORMS	650-53650-851-010	Uniforms	48.28	07/31/2024
07/12/2024	38500	Vestis	PW- UNIFORMS	100-53000-312-329	Uniforms & Safety Equipment	117.54	07/31/2024
07/12/2024	38500	Vestis	WATER-UNIFORMS	601-53650-921-009	Uniforms	48.27	07/31/2024
07/12/2024	38500	Vestis	SEWER-UNIFORMS	650-53650-851-010	Uniforms	48.28	07/31/2024
07/12/2024	38500	Vestis	PW- UNIFORMS	100-53000-312-329	Uniforms & Safety Equipment	117.54	07/31/2024
Total 38500:						428.18	
38501							
07/17/2024	38501	Advance Auto Parts	OIL CHANGE	601-53650-921-008	Equipment Parts & Maintenance	47.37	07/31/2024
07/17/2024	38501	Advance Auto Parts	OIL CHANGE	650-53650-851-008	Equipment Parts & Maintenance	47.37	07/31/2024
07/17/2024	38501	Advance Auto Parts	PW- OIL FILTER/OIL	100-53000-311-380	Equipment; Repairs/Maintenance	57.79	07/31/2024
Total 38501:						152.53	
38502							
07/17/2024	38502	Amazon Capital Services, I	PD EVIDENCE SUPPLIES	100-52000-120-476	Property Room/Evidence	95.32	07/31/2024
Total 38502:						95.32	
38503							
07/17/2024	38503	American Asphalt of Wisco	HOT PATCH	100-53000-311-344	Patching Material-Asphalt	59.10	07/31/2024
07/17/2024	38503	American Asphalt of Wisco	HOT PATCH	100-53000-311-344	Patching Material-Asphalt	232.85	07/31/2024
Total 38503:						291.95	

M = Manual Check, V = Void Check

Check Issue Date	Check Number	Payee	Description	Invoice GL Account	Invoice GL Account Title	Check Amount	GL Period Date
38504							
07/17/2024	38504	Associated Appraisal Cons	PROFESSIONAL SERVICES - JULY 2024	100-51530-110-000	Assessor Fee	1,439.62	07/31/2024
Total 38504:						1,439.62	
38505							
07/17/2024	38505	ASSURITY LIFE INSURAN	ASSURITY - LIFE INS.	100-21517	Transamerica Medical Deduction	157.48	07/31/2024
Total 38505:						157.48	
38506							
07/17/2024	38506	AT & T MOBILITY	PD- PHONES	100-52000-120-326	Telephone & Utilities - Police	168.39	07/31/2024
Total 38506:						168.39	
38507							
07/17/2024	38507	B&M Technical Services, In	B&M SITE VISIT (LIFT STATIONS)	650-53650-832-000	Maintenance of Stations	13,494.14	06/30/2024
Total 38507:						13,494.14	
38508							
07/17/2024	38508	Bauernfeind Business Tech	KONICA-PD	100-52000-120-460	Office Supplies	165.98	07/31/2024
07/17/2024	38508	Bauernfeind Business Tech	FD PRINTER	100-52200-201-350	Office Expenses & Supplies	89.95	07/31/2024
Total 38508:						255.93	
38509							
07/17/2024	38509	Baycom, Inc.	PD NEW SQUAD EQUIPMENT	750-51000-001-000	Equipment Purchases	1,117.00	07/31/2024
Total 38509:						1,117.00	
38510							
07/17/2024	38510	Becher Hoppe Associates,	ENGINEERING SERVICE EEEE	601-53650-923-002	Engineering Services	7,800.00	07/31/2024
Total 38510:						7,800.00	
38511							
07/17/2024	38511	Brickner's of Wausau	PROMASTER TRANSMISSION DIAGNOSIS	601-53650-921-008	Equipment Parts & Maintenance	96.17	07/31/2024
07/17/2024	38511	Brickner's of Wausau	PROMASTER TRANSMISSION DIAGNOSIS	650-53650-851-008	Equipment Parts & Maintenance	96.17	07/31/2024

M = Manual Check, V = Void Check

Check Issue Date	Check Number	Payee	Description	Invoice GL Account	Invoice GL Account Title	Check Amount	GL Period Date
07/17/2024	38511	Brickner's of Wausau	PROMASTER 1500 DIAGNOSTIC WORK -TRANSMISSION	601-53650-921-008	Equipment Parts & Maintenance	96.17	07/31/2024
07/17/2024	38511	Brickner's of Wausau	PROMASTER 1500 DIAGNOSTIC WORK -TRANSMISSION	650-53650-851-008	Equipment Parts & Maintenance	96.17	07/31/2024
Total 38511:						384.68	
38512							
07/17/2024	38512	CANDI ROBLE	SECURITY REFUND	100-22501	Security Deposits	200.00	07/31/2024
Total 38512:						200.00	
38513							
07/17/2024	38513	Carus Corporation	AQUADENE & DELIVERY	601-53620-631-001	Chemicals	2,602.32	07/31/2024
Total 38513:						2,602.32	
38514							
07/17/2024	38514	Charlie's Hardware	PARK SUPPLIES	100-55000-200-361	Maintenance Supplies	91.15	07/31/2024
07/17/2024	38514	Charlie's Hardware	PARK SUPPLIES	100-55000-200-361	Maintenance Supplies	12.99	07/31/2024
07/17/2024	38514	Charlie's Hardware	WASP SPRAY	100-53000-314-320	Garage Supplies & Expenses	8.07	07/31/2024
07/17/2024	38514	Charlie's Hardware	TRIMMER REPAIR	100-55000-200-380	Equipment Repairs	35.99	07/31/2024
Total 38514:						148.20	
38515							
07/17/2024	38515	CIVIC SYSTEMS, LLC	SEMI-ANNUAL SUPPORT FEE APRIL 1, 2024 - JUNE 30, 2024	650-53650-851-009	Computer Supplies & Expenses	5,513.00	07/31/2024
Total 38515:						5,513.00	
38516							
07/17/2024	38516	Condon Oil Co, Inc.	DIESEL FUEL	100-53000-311-384	PWKS; Fuel & Oil Changes	523.92	07/31/2024
07/17/2024	38516	Condon Oil Co, Inc.	DIESEL FUEL	100-53000-311-384	PWKS; Fuel & Oil Changes	255.74	07/31/2024
07/17/2024	38516	Condon Oil Co, Inc.	DIESEL FUEL	100-53000-311-384	PWKS; Fuel & Oil Changes	186.49	07/31/2024
07/17/2024	38516	Condon Oil Co, Inc.	GASOLINE	100-53000-311-384	PWKS; Fuel & Oil Changes	352.42	07/31/2024
07/17/2024	38516	Condon Oil Co, Inc.	DIESEL FUEL	100-53000-311-384	PWKS; Fuel & Oil Changes	468.60	07/31/2024
Total 38516:						1,787.17	
38517							
07/17/2024	38517	Core & Main LP	RADIO BOXES	650-53650-831-000	Mainten of Collecting System	12,375.00	07/31/2024

M = Manual Check, V = Void Check

Check Issue Date	Check Number	Payee	Description	Invoice GL Account	Invoice GL Account Title	Check Amount	GL Period Date
07/17/2024	38517	Core & Main LP	RADIO BOXES	601-53600-608-001	Maintenance Meter Replacement	12,375.00	07/31/2024
Total 38517:						24,750.00	
38518							
07/17/2024	38518	Diggers Hotline	DIGGERS TICKETS-2ND INSTALLMENT	650-53650-852-005	Diggers Hotline	50.40	07/31/2024
07/17/2024	38518	Diggers Hotline	DIGGERS TICKETS-2ND INSTALLMENT	601-53650-923-005	Diggers Hotline	50.40	07/31/2024
Total 38518:						100.80	
38519							
07/17/2024	38519	Dirks Group, LLC	CONTINUOUS PROTECTION SUPPORT	100-51400-485-000	Computer Supplies, Expenses &	4,033.52	07/31/2024
Total 38519:						4,033.52	
38520							
07/17/2024	38520	EMILY FRITZ	SECURITY REFUND	100-22501	Security Deposits	200.00	07/31/2024
Total 38520:						200.00	
38521							
07/17/2024	38521	GPM Southeast	PARKS GAS AND FUEL	100-55000-200-355	Parks; Fuel Charges	191.05	07/31/2024
Total 38521:						191.05	
38522							
07/17/2024	38522	JFTCO Inc.	ASPHALT PLANER	100-53000-311-814	PW; Equipment Rentals	626.50	07/31/2024
07/17/2024	38522	JFTCO Inc.	ASPHALT PLANER	100-53000-311-814	PW; Equipment Rentals	381.50	07/31/2024
Total 38522:						1,008.00	
38523							
07/17/2024	38523	JX Enterprises, Inc.	REPAIRS TO TANKER (T2)	100-52200-201-380	Equipment Repairs/Maintenance	6,158.47	07/31/2024
Total 38523:						6,158.47	
38524							
07/17/2024	38524	Kelsey Sherman	SECURITY REFUND	100-22501	Security Deposits	50.00	07/31/2024

M = Manual Check, V = Void Check

Check Issue Date	Check Number	Payee	Description	Invoice GL Account	Invoice GL Account Title	Check Amount	GL Period Date
Total 38524:						50.00	
38525							
07/17/2024	38525	Kerry Kressel	SECURITY REFUND	100-22501	Security Deposits	50.00	07/31/2024
Total 38525:						50.00	
38526							
07/17/2024	38526	KIMBERLY LAMBIE	SECURITY REFUND	100-22501	Security Deposits	200.00	07/31/2024
Total 38526:						200.00	
38527							
07/17/2024	38527	Kocourek Ford	2024 FORD F-150	601-53620-632-002	Capital Projects	22,567.00	07/31/2024
07/17/2024	38527	Kocourek Ford	2024 FORD F-150	650-53650-826-000	Capital Outlay Equipment	22,567.00	07/31/2024
Total 38527:						45,134.00	
38528							
07/17/2024	38528	Kronenwetter Water Utility	MUNICIPAL BUILDING WATER	100-51600-326-000	Utilities	927.16	07/31/2024
Total 38528:						927.16	
38529							
07/17/2024	38529	Lea Carroll	SECURITY REFUND	100-22501	Security Deposits	50.00	07/31/2024
Total 38529:						50.00	
38530							
07/17/2024	38530	MacQueen Equipment	4 GAS METERS - MONEY DONATED BY AHLSTRUM	260-55200-900-000	FD Donation Exp - Other	2,172.34	07/31/2024
Total 38530:						2,172.34	
38531							
07/17/2024	38531	Marathon County Health D	WATER - BACTERIA TESTING	601-53620-630-010	Marathon Co Health Lab	60.00	07/31/2024
07/17/2024	38531	Marathon County Health D	WATER - BACTERIA TESTING	601-53620-630-010	Marathon Co Health Lab	30.00	07/31/2024

M = Manual Check, V = Void Check

Check Issue Date	Check Number	Payee	Description	Invoice GL Account	Invoice GL Account Title	Check Amount	GL Period Date
Total 38531:						90.00	
38532							
07/17/2024	38532	Marathon County Treasure	JUNE 2024	221-21910	Municipal Fines Due to Others	1,617.22	07/31/2024
Total 38532:						1,617.22	
38533							
07/17/2024	38533	Menards - Wausau	PARK SUPPLIES	100-55000-200-361	Maintenance Supplies	10.99	07/31/2024
07/17/2024	38533	Menards - Wausau	PLYWOOD FOR FD ACTIVITIES	260-55200-900-000	FD Donation Exp - Other	48.00	07/31/2024
07/17/2024	38533	Menards - Wausau	PARK SUPPLIES	100-55000-200-361	Maintenance Supplies	62.71	07/31/2024
07/17/2024	38533	Menards - Wausau	SEWER MISC. SUPPLIES	650-53650-851-008	Equipment Parts & Maintenance	68.37	07/31/2024
Total 38533:						190.07	
38534							
07/17/2024	38534	Napa of Mosinee	SHOP SUPPLIES	100-53000-314-320	Garage Supplies & Expenses	208.10	07/31/2024
Total 38534:						208.10	
38535							
07/17/2024	38535	Overland Transportation S	NEW HIRE PHYSICALS	100-52200-201-323	Physical Exams	195.50	07/31/2024
Total 38535:						195.50	
38536							
07/17/2024	38536	Peter D Kampfer	COBRA REIMBURSEMENT/OFFER LETTER	100-21520	Employee Insurance Liability	1,785.10	07/31/2024
Total 38536:						1,785.10	
38537							
07/17/2024	38537	Quadient Finance USA, Inc	GENERAL OFFICE - POSTAGE (56%)	100-51400-460-000	Office Supplies	666.66	07/31/2024
07/17/2024	38537	Quadient Finance USA, Inc	WATER - POSTAGE (17%)	601-53640-903-002	Postage Expense	666.67	07/31/2024
07/17/2024	38537	Quadient Finance USA, Inc	SEWER - POSTAGE (17%)	650-53650-851-002	Postage Expense	666.67	07/31/2024
Total 38537:						2,000.00	

M = Manual Check, V = Void Check

Check Issue Date	Check Number	Payee	Description	Invoice GL Account	Invoice GL Account Title	Check Amount	GL Period Date
38538							
07/17/2024	38538	Quadient Leasing USA,Inc	MAIN OFFICE SHARE	100-51400-470-000	Office Equipment/Service Agree	244.14	07/31/2024
07/17/2024	38538	Quadient Leasing USA,Inc	WATER SHARE	601-53640-903-002	Postage Expense	244.14	07/31/2024
07/17/2024	38538	Quadient Leasing USA,Inc	SEWER SHARE	650-53650-851-002	Postage Expense	244.14	07/31/2024
Total 38538:						732.42	
38539							
07/17/2024	38539	Rib Mountain Metro Sewer	JUNE 2024 - O&M	650-53650-852-004	Rib Mt Sewerage District	30,613.28	07/31/2024
07/17/2024	38539	Rib Mountain Metro Sewer	JUNE 2024 - DEBT SERVICE	650-53650-852-004	Rib Mt Sewerage District	21,163.39	07/31/2024
Total 38539:						51,776.67	
38540							
07/17/2024	38540	Riesterer & Schnell, Inc.	MOWER BLADES	100-55000-200-380	Equipment Repairs	221.67	07/31/2024
Total 38540:						221.67	
38541							
07/17/2024	38541	Rocket Industrial, Inc.	TOILET PAPER/TOILET CLIPS	100-51600-354-000	Materials & Supplies	336.76	07/31/2024
Total 38541:						336.76	
38542							
07/17/2024	38542	SANDRA PUMPER	SECURITY REFUND	100-22501	Security Deposits	50.00	07/31/2024
Total 38542:						50.00	
38543							
07/17/2024	38543	Spectrum Insurance Group	2023-2024 UWI WORKERS COMP ENDORSEMENT	100-52200-201-328	Disab/Accident Death Policy	2,518.32	07/31/2024
07/17/2024	38543	Spectrum Insurance Group	2023-2024 UWI WORKERS COMP ENDORSEMENT	100-53000-938-000	Public Works Insurance	1,049.30	07/31/2024
07/17/2024	38543	Spectrum Insurance Group	2023-2024 UWI WORKERS COMP ENDORSEMENT	100-55000-938-000	Parks Insurance	209.86	07/31/2024
07/17/2024	38543	Spectrum Insurance Group	2023-2024 UWI WORKERS COMP ENDORSEMENT	221-51252-938-000	Prop & Liability Insurance	90.00	07/31/2024
07/17/2024	38543	Spectrum Insurance Group	2023-2024 UWI WORKERS COMP ENDORSEMENT	601-53660-931-001	Insurance Expense	1,049.30	07/31/2024
07/17/2024	38543	Spectrum Insurance Group	2023-2024 UWI WORKERS COMP ENDORSEMENT	650-53650-853-000	Insurance Expense	1,049.30	07/31/2024
07/17/2024	38543	Spectrum Insurance Group	2023-2024 UWI WORKERS COMP ENDORSEMENT	100-52000-120-938	Police Department Insurance	2,098.60	07/31/2024
07/17/2024	38543	Spectrum Insurance Group	2023-2024 UWI WORKERS COMP ENDORSEMENT	100-51900-938-000	Property & Liability Insurance	2,428.32	07/31/2024

M = Manual Check, V = Void Check

Check Issue Date	Check Number	Payee	Description	Invoice GL Account	Invoice GL Account Title	Check Amount	GL Period Date
Total 38543:						10,493.00	
38544							
07/17/2024	38544	State of WI Court Fines &	JUNE 2024	221-21910	Municipal Fines Due to Others	3,562.43	07/31/2024
Total 38544:						3,562.43	
38545							
07/17/2024	38545	STATE OF WISCONSIN D	BACKGROUND CHECKS	100-52200-201-340	Training/Schooling/Meetings	20.00	07/31/2024
07/17/2024	38545	STATE OF WISCONSIN D	BACKGROUND CHECKS	100-51400-460-000	Office Supplies	42.00	07/31/2024
Total 38545:						62.00	
38546							
07/17/2024	38546	Sterling Water, Inc.	PUBLIC WORKS GARAGE WATER COOLER	100-53000-314-320	Garage Supplies & Expenses	12.00	07/31/2024
Total 38546:						12.00	
38547							
07/17/2024	38547	Sternot Auto Repair, Inc	PD-2021 DODGE CHARGER MAINT	100-52000-120-380	Equipment Repairs/Maintenance	575.88	07/31/2024
07/17/2024	38547	Sternot Auto Repair, Inc	PD-2020 DODGE CHARGER MAINT	100-52000-120-380	Equipment Repairs/Maintenance	98.92	07/31/2024
Total 38547:						674.80	
38548							
07/17/2024	38548	TEAM SERVICES INC	REFUND ELECTRICIAL PERMIT - 1898 CREEEK ROAD	100-44000-300	Building Permits	50.00	07/31/2024
Total 38548:						50.00	
38549							
07/17/2024	38549	TRANSAMERICA EMPLO	SUPPLEMENTAL EMPLOYEE INSURANCE	100-21517	Transamerica Medical Deduction	88.00	07/31/2024
Total 38549:						88.00	
38550							
07/17/2024	38550	Truck Country - Wausau	FREIGHTLINER REPAIR	100-53000-311-380	Equipment; Repairs/Maintenance	1,979.71	07/31/2024

M = Manual Check, V = Void Check

Check Issue Date	Check Number	Payee	Description	Invoice GL Account	Invoice GL Account Title	Check Amount	GL Period Date
Total 38550:						1,979.71	
38551							
07/17/2024	38551	UMS Print Solutions, LLC	2023 CONSUMER CONFIDENCE REPORT	601-53640-906-007	Consumer Confidence Report	795.16	07/31/2024
07/17/2024	38551	UMS Print Solutions, LLC	2023 CONSUMER CONFIDENCE REPORT	650-53650-851-002	Postage Expense	795.15	07/31/2024
Total 38551:						1,590.31	
38552							
07/17/2024	38552	USA BlueBook	SUPPLIES FOR DIGGER'S HOTLINE LOCATES	601-53650-923-005	Diggers Hotline	197.16	07/31/2024
07/17/2024	38552	USA BlueBook	SUPPLIES FOR DIGGER'S HOTLINE LOCATES	650-53650-852-005	Diggers Hotline	197.15	07/31/2024
Total 38552:						394.31	
38553							
07/17/2024	38553	Vestis	UNIFORMS SEWER	650-53650-851-010	Uniforms	48.27	07/31/2024
07/17/2024	38553	Vestis	UNIFORMS WATER	601-53650-921-009	Uniforms	48.28	07/31/2024
Total 38553:						96.55	
38554							
07/17/2024	38554	Wausau Chemical Corp.	WATER- HYPO CHLOR	601-53620-631-001	Chemicals	1,410.66	07/31/2024
Total 38554:						1,410.66	
38555							
07/17/2024	38555	WEYERS EQUIPMENT IN	CASE TRACTOR MAINTENANCE	100-53000-311-380	Equipment; Repairs/Maintenance	469.70	07/31/2024
Total 38555:						469.70	
38556							
07/17/2024	38556	WI Professional Police Ass	POLICE OFFICER UNION DUES	100-21518	Union Dues Withheld	356.00	07/31/2024
Total 38556:						356.00	
38557							
07/17/2024	38557	WI State Laboratory of Hyg	WATER - FLUORIDE SAMPLE	601-53630-641-002	Water Sampling Expense	29.00	07/31/2024

M = Manual Check, V = Void Check

Check Issue Date	Check Number	Payee	Description	Invoice GL Account	Invoice GL Account Title	Check Amount	GL Period Date
Total 38557:						29.00	
38558							
07/17/2024	38558	Wolfgram, Gamoke, & Hutc	LEGAL FEES-MUNI COURT-JUNE 2024	100-51200-100-333	Municipal Court Legal Fees	1,034.20	07/31/2024
Total 38558:						1,034.20	
38559							
07/19/2024	38559	Amazon Capital Services, I	FLASH DRIVES PD	100-52000-120-460	Office Supplies	27.04	07/31/2024
07/19/2024	38559	Amazon Capital Services, I	PRINTER - CLERK OF COURT	221-51200-100-354	Material & Supplies	75.89	07/31/2024
07/19/2024	38559	Amazon Capital Services, I	SHIPPING & HANDLING	221-51200-100-354	Material & Supplies	3.50	07/31/2024
07/19/2024	38559	Amazon Capital Services, I	SHIPPING & HANDLING	100-52000-120-460	Office Supplies	3.49	07/31/2024
07/19/2024	38559	Amazon Capital Services, I	PD DUNST UNIFORM ACCOUNT	100-52000-120-321	FT Officers Protective Cloth	63.04	07/31/2024
Total 38559:						172.96	
38560							
07/19/2024	38560	Applied Maintenance Suppl	SHOP SUPPLIES	100-53000-314-320	Garage Supplies & Expenses	161.31	07/31/2024
07/19/2024	38560	Applied Maintenance Suppl	SHOP SUPPLIES	100-53000-314-320	Garage Supplies & Expenses	61.29	07/31/2024
Total 38560:						222.60	
38561							
07/19/2024	38561	Charlie's Hardware	PD MISC SUPPLIES	100-52000-120-460	Office Supplies	10.79	07/31/2024
Total 38561:						10.79	
38562							
07/19/2024	38562	DEMPSEY LAW FIRM	GENERAL LEGAL MATTERS	100-51300-302-000	Legal Fees-General	7,733.00	07/31/2024
Total 38562:						7,733.00	
38563							
07/19/2024	38563	Forms Specialists Printing,	SUMMER NEWSLETTER & 2024 RECYCLE CALENDAR	100-51900-970-000	Newsletter	1,470.00	07/31/2024
Total 38563:						1,470.00	

M = Manual Check, V = Void Check

Check Issue Date	Check Number	Payee	Description	Invoice GL Account	Invoice GL Account Title	Check Amount	GL Period Date
38564							
07/19/2024	38564	GANNETT WI MEDIA	AFFIDAVIT OF PUBLICATION	100-51900-960-000	Publications	76.40	07/31/2024
07/19/2024	38564	GANNETT WI MEDIA	AFFIDAVIT OF PUBLICATION	100-51900-960-000	Publications	42.31	07/31/2024
Total 38564:						118.71	
38565							
07/19/2024	38565	gWorks	PW ANNUAL SUBSCRIPTIONS	650-53650-826-000	Capital Outlay Equipment	180.33	07/31/2024
07/19/2024	38565	gWorks	PW ANNUAL SUBSCRIPTIONS	601-53620-632-002	Capital Projects	180.33	07/31/2024
07/19/2024	38565	gWorks	PW ANNUAL SUBSCRIPTIONS	410-57100-000-100	Other Capital Projects	180.34	07/31/2024
Total 38565:						541.00	
38566							
07/19/2024	38566	KAFKA Granite, LLC	GRANITE STOCK	100-53000-311-348	Gravel & Road Base	50.00	07/31/2024
Total 38566:						50.00	
38567							
07/19/2024	38567	Marathon County Treasure	PRELIMINARY HEARING TESTIFIER	100-52000-120-815	PD Contracted Services	27.11	07/31/2024
Total 38567:						27.11	
38568							
07/19/2024	38568	Pomasl Fire Equipment, In	LIGHTS/SIRENS ON NEW TRUCK	750-51000-001-000	Equipment Purchases	4,450.50	07/31/2024
Total 38568:						4,450.50	
38569							
07/19/2024	38569	Riesterer & Schnell, Inc.	PARKS- MOWER PARTS	100-55000-200-380	Equipment Repairs	27.59	07/31/2024
Total 38569:						27.59	
38570							
07/19/2024	38570	Sun Printing	WATER DISTRICT METER TEST RECORD	601-53640-903-002	Postage Expense	96.00	07/31/2024
Total 38570:						96.00	

M = Manual Check, V = Void Check

Check Issue Date	Check Number	Payee	Description	Invoice GL Account	Invoice GL Account Title	Check Amount	GL Period Date
38571							
07/19/2024	38571	USW LOCAL 221	SECURITY REFUND	100-22501	Security Deposits	200.00	07/31/2024
Total 38571:						200.00	
38572							
07/19/2024	38572	Vestis	PW- UNIFORMS	100-53000-312-329	Uniforms & Safety Equipment	117.54	07/31/2024
Total 38572:						117.54	
38573							
07/19/2024	38573	WEYERS EQUIPMENT IN	CASE TRACTOR MAINTENANCE	100-53000-311-380	Equipment; Repairs/Maintenance	494.61	07/31/2024
Total 38573:						494.61	
38574							
07/19/2024	38574	Wisconsin Supreme Court	MUNICIPAL COURT CLERK SEMINAR-D.DREW	221-51252-340-000	Training/School/Meetings - All	40.00	07/31/2024
Total 38574:						40.00	
10000175							
07/16/2024	10000175	Wisconsin Retirement Syst	EMPLOYEE RETIREMENT	100-21514	Wisconsin Retirement-PAYABLES	39,392.90- V	06/30/2024
Total 10000175:						39,392.90-	
10000176							
07/12/2024	10000176	TDS Telecom	MUNICIPAL BUILDING UTILITIES	100-51600-326-000	Utilities	21.65	06/30/2024
07/12/2024	10000176	TDS Telecom	MUNICIPAL BUILDING UTILITIES	100-51600-326-000	Utilities	34.65	06/30/2024
07/12/2024	10000176	TDS Telecom	MUNICIPAL BUILDING UTILITIES	100-51600-326-000	Utilities	34.65	06/30/2024
07/12/2024	10000176	TDS Telecom	WATER UTILITY PHONE	601-53650-921-003	Office Phone Expense	100.03	06/30/2024
07/12/2024	10000176	TDS Telecom	MUNICIPAL BUILDING UTILITIES	100-51600-326-000	Utilities	34.65	06/30/2024
Total 10000176:						225.63	
10000177							
06/26/2024	10000177	United Health Care	POLICE OFFICER HEALTH INSURANCE	100-21520	Employee Insurance Liability	5,460.17	06/30/2024
Total 10000177:						5,460.17	

M = Manual Check, V = Void Check

Check Issue Date	Check Number	Payee	Description	Invoice GL Account	Invoice GL Account Title	Check Amount	GL Period Date
10000178							
07/12/2024	10000178	Wisconsin Public Service	OLD HWY 51	100-53000-315-420	Street Lighting	51.15	07/31/2024
07/12/2024	10000178	Wisconsin Public Service	LIFT STATION	650-53650-821-001	Wisconsin Public Service-Elec	42.91	07/31/2024
07/12/2024	10000178	Wisconsin Public Service	PARK ELECTRIC	100-55000-200-326	Parks; Utilities	44.01	07/31/2024
07/12/2024	10000178	Wisconsin Public Service	KRONENWETTER DRIVE	100-53000-315-420	Street Lighting	150.80	07/31/2024
07/12/2024	10000178	Wisconsin Public Service	NORTH ROAD	100-53000-315-420	Street Lighting	217.46	07/31/2024
07/12/2024	10000178	Wisconsin Public Service	PINE ROAD WATER	601-53610-622-002	WPS Electric	37.37	07/31/2024
07/12/2024	10000178	Wisconsin Public Service	LEA ROAD WELL 2	601-53610-622-002	WPS Electric	1,259.05	07/31/2024
07/12/2024	10000178	Wisconsin Public Service	LEA ROAD STREET	100-53000-315-420	Street Lighting	32.73	07/31/2024
07/12/2024	10000178	Wisconsin Public Service	LEA ROAD WELL 1	601-53610-622-002	WPS Electric	1,207.93	07/31/2024
07/12/2024	10000178	Wisconsin Public Service	KIMBERLY ROAD	100-53000-315-420	Street Lighting	36.27	07/31/2024
07/12/2024	10000178	Wisconsin Public Service	LEA ROAD 2	100-53000-315-420	Street Lighting	16.77	07/31/2024
07/12/2024	10000178	Wisconsin Public Service	HAPPY HOLLOW SIREN	100-53000-315-420	Street Lighting	35.50	07/31/2024
07/12/2024	10000178	Wisconsin Public Service	KRONENWETTER DRIVE MOSINEE	100-53000-315-420	Street Lighting	2,019.08	07/31/2024
07/12/2024	10000178	Wisconsin Public Service	LIFT STATION 11 TIMBER CREEK	650-53650-821-001	Wisconsin Public Service-Elec	110.82	07/31/2024
07/12/2024	10000178	Wisconsin Public Service	KOWALSKI ROAD SIGNAL	100-53000-315-420	Street Lighting	85.36	07/31/2024
07/12/2024	10000178	Wisconsin Public Service	MAPLE RIDGE TRAFFIC LIGHT	100-53000-315-420	Street Lighting	88.43	07/31/2024
07/12/2024	10000178	Wisconsin Public Service	OLD 51 PARK & RIDE	100-53000-315-420	Street Lighting	37.05	07/31/2024
07/12/2024	10000178	Wisconsin Public Service	MAPLE RIDGE STREET LIGHT	100-53000-315-420	Street Lighting	97.65	07/31/2024
07/12/2024	10000178	Wisconsin Public Service	RUSSELL STREET SHELTER	100-53000-315-420	Street Lighting	29.00	07/31/2024
07/12/2024	10000178	Wisconsin Public Service	1938 NORTH ROAD LIGHTS	100-53000-315-420	Street Lighting	29.00	07/31/2024
07/12/2024	10000178	Wisconsin Public Service	LIFT STATION 8 KRONENWETTER DR	650-53650-821-001	Wisconsin Public Service-Elec	199.47	07/31/2024
07/12/2024	10000178	Wisconsin Public Service	LIFT STATION 9 WEST ROAD	650-53650-821-001	Wisconsin Public Service-Elec	81.78	07/31/2024
07/12/2024	10000178	Wisconsin Public Service	LIFT STATION 6 RIVER FOREST LN.	650-53650-821-001	Wisconsin Public Service-Elec	89.29	07/31/2024
07/12/2024	10000178	Wisconsin Public Service	LIFT STATION 5 CEDAR ROAD	650-53650-821-001	Wisconsin Public Service-Elec	203.03	07/31/2024
07/12/2024	10000178	Wisconsin Public Service	LIFT STATION 3 TOWER ROAD	650-53650-821-001	Wisconsin Public Service-Elec	86.40	07/31/2024
07/12/2024	10000178	Wisconsin Public Service	LIFT STATION 2 KIMBERLY ROAD	650-53650-821-001	Wisconsin Public Service-Elec	293.45	07/31/2024
07/12/2024	10000178	Wisconsin Public Service	LIFT STATION 4 W NELSON	650-53650-821-001	Wisconsin Public Service-Elec	239.94	07/31/2024
07/12/2024	10000178	Wisconsin Public Service	LIFT STATION 7 OLD 51	650-53650-821-001	Wisconsin Public Service-Elec	279.55	07/31/2024
07/12/2024	10000178	Wisconsin Public Service	LIFT STATION 1 TOWER RD.	650-53650-821-001	Wisconsin Public Service-Elec	527.54	07/31/2024
07/12/2024	10000178	Wisconsin Public Service	LIFT STATION 1 TOWER RD.	650-53650-821-001	Wisconsin Public Service-Elec	18.44	07/31/2024
07/12/2024	10000178	Wisconsin Public Service	SUNNY MEADOW DR SHELTER	100-55000-200-326	Parks; Utilities	81.63	07/31/2024
07/12/2024	10000178	Wisconsin Public Service	BALL PARK LTS	100-55000-200-326	Parks; Utilities	58.63	07/31/2024
Total 10000178:						7,787.49	
10000179							
07/17/2024	10000179	BP Solutions	PD FUEL BP STATION	100-52000-120-324	Fuel	373.49	07/31/2024

Check Issue Date	Check Number	Payee	Description	Invoice GL Account	Invoice GL Account Title	Check Amount	GL Period Date
Total 10000179:						373.49	
10000180							
07/17/2024	10000180	GENERAL TEAMSTER LO	UNION DUES	100-21518	Union Dues Withheld	827.00	07/31/2024
Total 10000180:						827.00	
10000181							
07/17/2024	10000181	Kwik Trip, LLC	PD FUEL	100-52000-120-324	Fuel	325.14	07/31/2024
07/17/2024	10000181	Kwik Trip, LLC	WATER FUEL	601-53650-921-006	Fuel	22.55	07/31/2024
07/17/2024	10000181	Kwik Trip, LLC	SEWER FUEL	650-53650-856-003	Fuel	22.56	07/31/2024
07/17/2024	10000181	Kwik Trip, LLC	JUNE FD FUEL	100-52200-201-324	Fuel	196.61	07/31/2024
Total 10000181:						566.86	
10000182							
07/17/2024	10000182	TDS Telecom	MUNICIPAL BUILDING UTILITIES	100-51600-326-000	Utilities	1,225.86	07/31/2024
07/17/2024	10000182	TDS Telecom	MUNICIPAL BUILDING UTILITIES	100-51600-326-000	Utilities	5.15	07/31/2024
07/17/2024	10000182	TDS Telecom	WATER UTILITY PHONE	601-53650-921-003	Office Phone Expense	216.39	07/31/2024
07/17/2024	10000182	TDS Telecom	WATER UTILITY PHONE	601-53650-921-003	Office Phone Expense	100.03	07/31/2024
07/17/2024	10000182	TDS Telecom	GARAGE UTILITIES	100-53000-312-326	Garage Utilities	257.62	07/31/2024
07/17/2024	10000182	TDS Telecom	MUNICIPAL BUILDING UTILITIES	100-51600-326-000	Utilities	34.65	07/31/2024
07/17/2024	10000182	TDS Telecom	MUNICIPAL BUILDING UTILITIES	100-51600-326-000	Utilities	34.65	07/31/2024
07/17/2024	10000182	TDS Telecom	MUNICIPAL BUILDING UTILITIES	100-51600-326-000	Utilities	34.65	07/31/2024
07/17/2024	10000182	TDS Telecom	MUNICIPAL BUILDING UTILITIES	100-51600-326-000	Utilities	21.65	07/31/2024
Total 10000182:						1,930.65	
10000183							
07/17/2024	10000183	United Health Care	POLICE OFFICER HEALTH INSURANCE	100-21520	Employee Insurance Liability	5,460.17	07/31/2024
07/17/2024	10000183	United Health Care	POLICE OFFICER HEALTH INSURANCE	100-21520	Employee Insurance Liability	5,460.17	07/31/2024
Total 10000183:						10,920.34	
10000184							
07/17/2024	10000184	Wisconsin Public Service	STREET LIGHTING	100-53000-315-420	Street Lighting	3,467.81	07/31/2024
07/17/2024	10000184	Wisconsin Public Service	LEA RD STREET LIGHTING	100-53000-315-420	Street Lighting	55.05	07/31/2024

M = Manual Check, V = Void Check

Check Issue Date	Check Number	Payee	Description	Invoice GL Account	Invoice GL Account Title	Check Amount	GL Period Date
Total 10000184:						3,522.86	
10000185							
07/17/2024	10000185	Wisconsin Retirement Syst	EMPLOYEE RETIREMENT	100-21514	Wisconsin Retirement-PAYABLES	39,392.90	06/30/2024
07/18/2024	10000185	Wisconsin Retirement Syst	EMPLOYEE RETIREMENT	100-21514	Wisconsin Retirement-PAYABLES	39,392.90- V	06/30/2024
Total 10000185:						.00	
10000186							
07/19/2024	10000186	TDS Telecom	WATER UTILITY PHONE	601-53650-921-003	Office Phone Expense	100.08	07/31/2024
07/19/2024	10000186	TDS Telecom	MUNICIPAL BUILDING UTILITIES	100-51600-326-000	Utilities	34.69	07/31/2024
07/19/2024	10000186	TDS Telecom	MUNICIPAL BUILDING UTILITIES	100-51600-326-000	Utilities	34.69	07/31/2024
07/19/2024	10000186	TDS Telecom	MUNICIPAL BUILDING UTILITIES	100-51600-326-000	Utilities	34.69	07/31/2024
07/19/2024	10000186	TDS Telecom	MUNICIPAL BUILDING UTILITIES	100-51600-326-000	Utilities	21.69	07/31/2024
Total 10000186:						225.84	
Grand Totals:						330,181.07	

Summary by General Ledger Account Number

GL Account	Debit	Credit	Proof
100-21100	78,785.80	135,341.69-	56,555.89-
100-21514	39,392.90	78,785.80-	39,392.90-
100-21517	245.48	.00	245.48
100-21518	1,183.00	.00	1,183.00
100-21520	18,208.66	.00	18,208.66
100-22500	750.00	.00	750.00
100-22501	1,500.00	.00	1,500.00
100-44000-300	50.00	.00	50.00
100-51200-100-333	1,034.20	.00	1,034.20
100-51300-302-000	7,733.00	.00	7,733.00
100-51400-460-000	1,534.45	.00	1,534.45
100-51400-470-000	1,001.13	.00	1,001.13
100-51400-485-000	4,726.52	.00	4,726.52

M = Manual Check, V = Void Check

GL Account	Debit	Credit	Proof
100-51420-350-000	516.18	.00	516.18
100-51440-000-000	179.95	.00	179.95
100-51520-340-000	60.00	.00	60.00
100-51530-110-000	1,439.62	.00	1,439.62
100-51600-326-000	3,462.29	.00	3,462.29
100-51600-354-000	999.37	.00	999.37
100-51600-389-000	1,432.78	.00	1,432.78
100-51600-390-000	87.50	.00	87.50
100-51900-938-000	2,428.32	.00	2,428.32
100-51900-960-000	118.71	.00	118.71
100-51900-970-000	1,470.00	.00	1,470.00
100-51900-990-000	2,750.00	.00	2,750.00
100-52000-120-321	63.04	.00	63.04
100-52000-120-324	2,345.96	.00	2,345.96
100-52000-120-326	663.08	.00	663.08
100-52000-120-380	780.97	.00	780.97
100-52000-120-460	207.30	.00	207.30
100-52000-120-476	95.32	.00	95.32
100-52000-120-815	27.11	.00	27.11
100-52000-120-938	2,098.60	.00	2,098.60
100-52200-201-321	269.00	.00	269.00
100-52200-201-323	586.50	.00	586.50
100-52200-201-324	744.26	.00	744.26
100-52200-201-328	2,518.32	.00	2,518.32
100-52200-201-331	675.00	.00	675.00
100-52200-201-340	20.00	.00	20.00
100-52200-201-350	89.95	.00	89.95
100-52200-201-380	7,843.44	.00	7,843.44
100-52800-100-354	7.48	.00	7.48
100-53000-300-000	176.25	.00	176.25
100-53000-311-344	2,662.93	.00	2,662.93
100-53000-311-348	50.00	.00	50.00
100-53000-311-358	31.41	.00	31.41
100-53000-311-380	3,412.57	.00	3,412.57
100-53000-311-384	2,623.61	.00	2,623.61
100-53000-311-814	3,114.50	.00	3,114.50
100-53000-312-326	257.62	.00	257.62
100-53000-312-329	593.46	.00	593.46
100-53000-314-320	450.77	.00	450.77
100-53000-315-420	6,449.11	.00	6,449.11

GL Account	Debit	Credit	Proof
100-53000-938-000	1,049.30	.00	1,049.30
100-55000-200-326	184.27	.00	184.27
100-55000-200-327	930.00	.00	930.00
100-55000-200-355	1,274.57	.00	1,274.57
100-55000-200-361	246.82	.00	246.82
100-55000-200-380	285.25	.00	285.25
100-55000-938-000	209.86	.00	209.86
221-21100	.00	7,535.26-	7,535.26-
221-21910	7,318.39	.00	7,318.39
221-51200-100-354	86.87	.00	86.87
221-51252-340-000	40.00	.00	40.00
221-51252-938-000	90.00	.00	90.00
260-21100	.00	2,220.34-	2,220.34-
260-55200-900-000	2,220.34	.00	2,220.34
410-21100	.00	8,975.75-	8,975.75-
410-57100-000-000	8,468.75	.00	8,468.75
410-57100-000-100	507.00	.00	507.00
451-21100	.00	612.00-	612.00-
451-58000-001-221	612.00	.00	612.00
452-21100	.00	55,025.30-	55,025.30-
452-51100-300-001	55,025.30	.00	55,025.30
601-21100	.00	61,355.51-	61,355.51-
601-53600-608-001	12,375.00	.00	12,375.00
601-53610-622-002	2,504.35	.00	2,504.35
601-53610-625-001	498.89	.00	498.89
601-53620-630-010	304.00	.00	304.00
601-53620-631-001	4,012.98	.00	4,012.98
601-53620-632-002	23,074.00	.00	23,074.00
601-53630-641-001	125.00	.00	125.00
601-53630-641-002	29.00	.00	29.00
601-53640-903-002	1,006.81	.00	1,006.81
601-53640-906-007	795.16	.00	795.16
601-53650-921-003	516.53	.00	516.53
601-53650-921-006	305.40	.00	305.40
601-53650-921-008	239.71	.00	239.71
601-53650-921-009	243.06	.00	243.06
601-53650-923-002	11,528.76	.00	11,528.76
601-53650-923-005	247.56	.00	247.56
601-53650-923-007	2,500.00	.00	2,500.00
601-53660-931-001	1,049.30	.00	1,049.30

GL Account	Debit	Credit	Proof
650-21100	.00	121,033.31-	121,033.31-
650-53650-821-001	2,172.62	.00	2,172.62
650-53650-826-000	23,074.00	.00	23,074.00
650-53650-831-000	12,375.00	.00	12,375.00
650-53650-832-000	19,580.14	.00	19,580.14
650-53650-851-002	1,705.96	.00	1,705.96
650-53650-851-008	308.08	.00	308.08
650-53650-851-009	5,513.00	.00	5,513.00
650-53650-851-010	243.07	.00	243.07
650-53650-852-002	2,682.50	.00	2,682.50
650-53650-852-004	51,776.67	.00	51,776.67
650-53650-852-005	247.55	.00	247.55
650-53650-853-000	1,049.30	.00	1,049.30
650-53650-856-003	305.42	.00	305.42
750-21100	.00	16,867.71-	16,867.71-
750-51000-001-000	16,867.71	.00	16,867.71
Grand Totals:	487,752.67	487,752.67-	.00

Dated: _____

Mayor: _____

City Council: _____

City Recorder: _____

M = Manual Check, V = Void Check

GL Account	Debit	Credit	Proof
------------	-------	--------	-------

Report Criteria:
Report type: GL detail
Check.Type = {<>} "Adjustment"



REPORT TO VB

ITEM NAME:	Discussion & Possible Action: Purchase of Asphalt Planer attachment for Bobcat Skid Steer & Budget Amendment #7
MEETING DATE:	7/18/24
PRESENTING COMMITTEE:	APC
COMMITTEE CONTACT:	Chris Voll
STAFF CONTACT:	Lisa Kerstner & Brad Jacobson
PREPARED BY:	Lisa Kerstner & Brad Jacobson

OBJECTIVES: Purchase of Asphalt Planer attachment for Bobcat Skid Steer. Will be used to plane out blacktop holes and road edge work to achieve better patchwork with the aging of our road system.

ISSUE BACKGROUND/PREVIOUS ACTIONS: Patching without routing out the holes does not achieve a good bond, and the patch pops back out or breaks back off the edge in a short period of time.

PROPOSAL: Purchase the used but not used planer for a cost of \$17,395.00 which is a savings of \$8,773.53 compared to when it was purchased in 2022 for \$26,168.53. Create budget amendment # 7 to pay for the Asphalt Planer attachment. With a warmer winter in 2023, we will have extra funds in 2024 from salt/brine.

ADVANTAGES: Will have better patch work achieved for our road system.

ITEMIZE ALL ANTICIPATED COSTS (Direct or Indirect, Start-Up/One-Time, Capital, Ongoing & Annual, Debt Service, etc.) \$17,395.00 Purchase amount (create budget amendment #7 to move fund from salt/brine in the amount of \$17,395.00 into the equipment purchase account).

RECOMMENDED ACTION: APC recommended the purchase Asphalt Planer and approves budget amendment #7

TIMING REQUIREMENTS/CONSTRAINTS: On hold for us till July 23rd 2024

FUNDING SOURCE(s) – Must include Account Number/Description/Budgeted Amt CFY/% Used CFY/\$

Remaining CFY

Account Number: 750-51000-001-000

Description: Equipment Purchases

Budgeted Amount: \$444,000.00

Spent to Date: \$418,085.28

Percentage Used: 94.2%

Remaining: \$25,914.72

Account Number: 100-53000-311-342

Description: Salt/Brine

Budgeted Amount: \$245,000

Spent to Date: \$96,818.18

Percentage Used: 39.5%

Remaining: \$148,181.82 - \$17,395 (budget amendment #7) = \$130,786.82



Section 5, ItemG.













Mosinee Wausau Thorp Antigo Waupaca

Your Partners on the Job

Village of Kronenwetter Bobcat Planer Quote

Used- not used Bobcat 18 inch high flow planer with 18" wide fast cut drum, nozzle spray kit for water kit, Bobcat quick-tach water kit with mounting kit for Bobcat T66, guide rod kit, hydraulic oscillating kit, planer wheel kit, weight kit, operators manual and planer attachment operators training kit. Price includes set-up on Village's Bobcat T66 CTL.

Sell Price \$17,395.00

Mark Wisinski

Governmental Sales &
Corporate Development Manager
Swiderski Equipment, Inc
P O Box 38
820 Old Hwy 51N
Mosinee, WI 54455
Ph 715-693-3015
Fax 715-693-3016
Cell 715-281-9824
Email markwisinski@swiderskiequipment.com
Website www.swiderskiequipment.com



SALES CONTRACT

Section 5, Item G.

820 Old Hwy 51 N • Mosinee, WI 54455
Phone: 715-693-3015 • Fax: 715-693-3016

www.swiderskiequipment.com

Mosinee Wausau Thorp Antigo Waupaca

☐ Pick-Up

☒ Delivery on or after: WHEN IN.

Contract Date: 6-14-2022

No 40301

Inventory Number	Make, Model, Description	Cash Price
A58415	NEW-BOBCAT T66 COMPACT TRACK LOADER EQUIPPED AS FOLLOWS: P69 PERFORMANCE (POWER BOB-TACH, 7 PIN ATTACH CONT. HIGH FLOW, 2 SPEED) PACKAGE (DUAL AIR BUCKET POSITIONING, AUTO KNEE OUT, REV FAN) C87 PACKAGE (CLEAR SINES, ELEC CAB + AUTO HVAC, SOUND RED, TOUCH COMFORT, DISPLAY W/RADIO + BLUETOOTH, HEATED AIR RIDE SEAT, LED LIGHTS) STC CONTROLS, 15.1" C.M.T., 5 LINK TOR, ENGINE BLOCK SIDE LIGHT, AMBER CAMERA KIT	\$79,126 11
A58416	NEW-BOBCAT 74" HEAVY DUTY BUCKET WITH BOCE	\$1,856 29
A58417	NEW-BOBCAT HEAVY DUTY 4K 42" PALLET FORK + PALLET FORK FRAME	\$998 52
A58418	NEW-BOBCAT HF 72" BRUSHCAT	\$8,023 48
A58419	NEW-BOBCAT HIGH FLOW 18" PLANER WITH 18" FASTCUT NOZES GUIDED HYD OSL. OPER. TR WHEEL WEIGHT MTG. QUICK TACH KIT, KIT, KIT, KIT, KIT, KIT, WATER KIT	\$26,168 53

Trade-In Equipment Make - Model - Serial	Trade Allowance
	\$

1. Total Cash Price \$ 107,172.93

2. Trade In \$

3. Unpaid Cash Price After Trade In \$

4. Sales Tax \$

5. Amount Due \$ 107,172.93

SWITCH TO BOBCAT 48" PALLET FORK TAG A55474, NOT TAKING \$ + 52.00

TAG A58417 BC 42" PALLET FORKS \$ 107,224.93

12/23/22 pd w ck 24517 Jang \$ 99,201.45

4/19/23 pd w ck 24774 Jang \$ 8,023.48

\$ 8,023.48

\$ 0

Buyer hereby bargains, sells and conveys unto Seller the above described Trade-in Equipment and warrants and certifies it to be free and clear of liens, encumbrances, and security interests.

Upon delivery, it is agreed that Buyer will pay all taxes and other charges and settle for the purchase price.

I certify that the property purchased is exempt from Sales Tax because

☐ Used exclusively in farming, dairying, or agriculture

☐ Buyer is a common or contract carrier who will use items purchased exclusively as such carrier.

I am authorized to execute this certificate and claim this exemption.

Carrier Authority No. GOVERNMENT

Date 6-14-2022 Signature See copy

NOTICE TO BUYER

1. READ THIS CONTRACT BEFORE YOU SIGN IT.
2. YOU ARE ENTITLED TO AN EXACT AND COMPLETELY FILLED IN COPY OF THIS CONTRACT WHEN YOU SIGN IT. KEEP IT TO PROTECT YOUR LEGAL RIGHTS.
3. BUYER ACKNOWLEDGES RECEIPT OF A FULLY COMPLETED COPY OF THIS CONTRACT AND BUYER WAIVES NOTICE OF THE ACCEPTANCE OR REJECTION OF THIS ORDER BY THE SELLER.
4. THE ADDITIONAL TERMS AND CONDITIONS SET FORTH ON THE REVERSE SIDE ARE A PART OF THIS CONTRACT AND ARE INCORPORATED HEREIN BY REFERENCE.

It is understood that this is the entire agreement between the parties.

This sales contract is contingent upon its terms being approved by the Seller's sales manager within three (3) business days from the date of origination.

NEW-BOBCAT EQUIPMENT PURCHASED UTILIZING SOURCEWELL CONTRACT PRICING. PRICES LISTED ABOVE ARE AFTER SOURCEWELL DISCOUNTS AND INCLUDE ALL SET-UP, FREIGHT, DELIVERY AND MATERIAL AND LOGISTICS CHARGES. SEE BOBCAT PRODUCT QUOTATIONS FOR COMPLETE DETAILS.

NET TAX EXEMPT

This is a cash transaction. If the Buyer so requests prior to acceptance, the unpaid balance will be handled as a time sales transaction, subject to available financing and credit approval.

BIR002

SELLER MAKES NO REPRESENTATIONS OR WARRANTIES, EXPRESS OR IMPLIED (INCLUDING THE IMPLIED WARRANTIES OR MERCHANTABILITY AND FITNESS FOR A PARTICULAR PURPOSE) EXCEPT AS PROVIDED ON THE REVERSE SIDE.

Buyer (PRINT) VILLAGE OF BIRON

Buyer Signature See copy

Address 451 KAHUN ROAD SHOP 330 CENTER STREET

City WISCONSIN RAPIDS State WI Zip 54494

County WOOD Phone ZACH TRZEBIATOWSKI CALL 715-323-2001

Email PUBLICWORKS@BIRON.WI.GOV

SEND BILL TO CLERK@BIRON.WI.GOV

Salesperson MARK WISINSKI



REPORT TO VB

ITEM NAME:	Discussion & Possible Action: Fire Department/ EMS Job Descriptions (EMT, EMR, AEMT, Paramedic)
MEETING DATE:	7/22/24
PRESENTING COMMITTEE:	APC
COMMITTEE CONTACT:	Chris Voll
STAFF CONTACT:	Chief O'Brien
PREPARED BY:	Lisa Kerstner

OBJECTIVES: With the implementation of the Ambulance service, PFC asked that job descriptions be created and be approved by APC and VB first before coming to PFC.

RECOMMENDED ACTION: APC recommends approving the job descriptions so they can be passed onto PFC.

ATTACHMENTS (describe briefly): Job Descriptions EMT, EMR, AEMT and Paramedic



POSITION TITLE: Emergency Medical Technician-Basic
REPORTS TO: EMS Coordinator/Fire Chief
DATE APPROVED BY FIRE DEPARTMENT:
DATE REVISED: 7/15/2024

DEPARTMENT: Fire Department
FLSA: Non-Exempt
DATE APPROVED BY VILLAGE BOARD:
VERSION: Draft Version 1

Position Summary

Under the general direction of the EMS Coordinator, Emergency Medical Technician-Basic (EMT-B) responds to emergency medical calls within the Village of Kronenwetter service area. EMT-B personnel provide immediate life-saving care to sick and injured patients in emergency situations within the State of Wisconsin EMT-B Scope of Practice and Fire Department Policies and Procedures for patients of all ages. The EMT-B will document all procedures, observations and/or patient care performed in an electronic patient record.

Essential Job Functions

1. Responds to calls for emergency medical services and renders appropriate patient care according to scope of practice, training, and per department policy.
2. Cleans and inspects equipment and apparatus after returning from an emergency scene.
3. Inspects equipment and apparatus and notifies superior officer of any defects.
4. Performs routine preventative maintenance tasks on safety equipment and keeps records of such action.
5. Keeps the fire station, equipment and grounds in a clean and orderly condition.
6. Actively participates in department training and instruction sessions for all Emergency Medical personnel.
7. Maintains standard equipment that the EMS Coordinator provides to them to perform their duties as EMS personnel of the Kronenwetter Fire Department.
8. Requests from the EMS coordinator when replacement materials are needed to replenish consumable first responder items that are issued to them to perform their EMS duties.
9. Performs various public information or education tasks as assigned by the EMS Coordinator.
10. Completes necessary records to document emergency medical service calls.
11. Performs all work duties and activities in accordance with the Fire Department policies and procedures.
12. Works in a safe manner and reports unsafe activity and conditions to a superior if someone is not following Fire Department safety procedures.
13. Follows safety and personnel policies and practices and adheres to responsibilities concerning safety prevention, reporting and monitoring as outlined in the Fire Departments Standard Operating Guidelines
14. Performs other duties as assigned.
15. Attend company provided training and driving course annually

Minimum Qualifications

1. High School Graduate or equivalent.
2. Possess a valid State of Wisconsin Driver's license and good driving record
3. Pass a pre-employment interview including a physical and lifting examination and a drug screening.
4. Current BLS (Basic Life Support) certification or obtained within 90 days of hire. An acceptable training program is the BLS Health Care Provider course from the American Heart Associate (AHA).
5. Basic computer skills and medical terminology are beneficial.
6. Ability to provide medical care at the EMT-B Level, while safely transporting patients
7. *Preferred:* Possess an active Wisconsin EMT Basic License (EMT-B) or NREMT (National Registry of Emergency Medical Technicians) or ability to obtain within 2 years of hire.
8. *Preferred:* Previous experience beneficial, but not required

Physical Demands

The physical demands described here are representative of those that employees must meet to perform the essential functions of this job. The Fire Department may make reasonable accommodations to enable individuals

with disabilities to perform the essential functions.

1. Must be able to read, write, and communicate fluently in English.
2. Ability to exert physical effort in work, typically involving lifting, carrying, pushing and pulling of no more than 50 pounds, although extreme cases can exist which exceed this limit.
3. Ability to work under dangerous conditions where exposure to environmental factors such as temperature variations and extremes, toxic agents, noise, machinery, and/or dust, may cause discomfort and there is risk of injury.
4. Sufficient clarity of speech and hearing and other communication capabilities, with or without reasonable accommodation, which permits the employee to communicate effectively, including during emergency situations which may involve a high degree of noise

Work Environment

The work environment characteristics described here are representative of those an employee encounters while performing the essential functions of this job. The Fire Department will make every effort to make reasonable accommodations to enable individuals with disabilities to perform the essential functions.

1. The work environment includes general office environment, which shall involve general sedentary work, but may also require standing and walking for up to 10% of the time. Office environment subject to minor variations of hot and cold environments and fragrances such as perfume.
2. The work environment shall also include fire and emergency scenes that could involve hazardous conditions caused by fire, noise, dust, etc. Field environments are subject to extreme variations of hot and cold environments, with exposure to various air-borne items potentially mitigated by wearing a personal air filtration system. Fire scenes could require standing and walking for extended periods as well as the possibility of various physical requirements in the pursuit of life saving efforts, fire suppression and fire inspection.
3. Field environment may expose employee to unsettling scenes of victims exposed to fire, smoke and environmental impacts.
4. This position in the course of its duty may be exposed to blood-borne pathogens, as well as other unsafe conditions directly relating to fire suppression and control.



POSITION TITLE: Emergency Medical Responder (EMR)
REPORTS TO: EMS Coordinator/Fire Chief
DATE APPROVED BY FIRE DEPARTMENT:
DATE REVISED: 7/15/2024

DEPARTMENT: Fire Department
FLSA: Non-Exempt
DATE APPROVED BY VILLAGE BOARD:
VERSION: Draft Version 1

Position Summary

Under the general direction of the EMS Coordinator, Emergency Medical Responders (EMR) respond to emergency medical calls within the Village of Kronenwetter service area. EMR personnel provide immediate life-saving care to sick and injured patients in emergency situations within the State of Wisconsin EMR Scope of Practice and Fire Department Policies and Procedures for patients of all ages. The EMR will document all procedures, observations and/or patient care performed in electronic patient record.

Essential Job Functions

1. Responds to calls for emergency medical services and renders appropriate patient care according to scope of practice, training, and per department policy.
2. Cleans and inspects equipment and apparatus after returning from an emergency scene.
3. Inspects equipment and apparatus and notifies superior officer of any defects.
4. Performs routine preventative maintenance tasks on safety equipment and keeps records of such action.
5. Keeps the fire station, equipment and grounds in a clean and orderly condition.
6. Actively participates in department training and instruction sessions for all Emergency Medical personnel.
7. Maintains standard equipment that the EMS Coordinator provides to them to perform their duties as EMS personnel of the Kronenwetter Fire Department.
8. Requests from the EMS coordinator when replacement materials are needed to replenish consumable first responder items that are issued to them to perform their EMS duties.
9. Performs various public information or education tasks as assigned by the EMS Coordinator.
10. Completes necessary records to document emergency medical service calls.
11. Performs all work duties and activities in accordance with the Fire Department policies and procedures.
12. Works in a safe manner and reports unsafe activity and conditions to a superior if someone is not following Fire Department safety procedures.
13. Follows safety and personnel policies and practices and adheres to responsibilities concerning safety prevention, reporting and monitoring as outlined in the Fire Departments Standard Operating Guidelines.
14. Performs other duties as assigned.
15. Attend company provided training and driving course annually

Minimum Qualifications

1. High School Graduate or equivalent.
2. Possess a valid State of Wisconsin Driver's license and good driving record
3. Pass a pre-employment interview including a physical and lifting examination and a drug screening.
4. Current BLS (Basic Life Support) certification or obtained within 90 days of hire. An acceptable training program is the BLS Health Care Provider course from the American Heart Associate (AHA).
5. Basic computer skills and medical terminology are beneficial.
6. *Preferred:* Possess an active Wisconsin Emergency Medical Responder (EMR) license or ability to obtain within 2 years of hire.
7. *Preferred:* Previous experience beneficial, but not required

Physical Demands

The physical demands described here are representative of those that employees must meet to perform the essential functions of this job. The Fire Department may make reasonable accommodations to enable individuals with disabilities to perform the essential functions.

1. Must be able to read, write, and communicate fluently in English.
2. Ability to exert physical effort in work, typically involving lifting, carrying, pushing and pulling of no more than 50 pounds, although extreme cases can exist which exceed this limit.
3. Ability to work under dangerous conditions where exposure to environmental factors such as temperature variations and extremes, toxic agents, noise, machinery, and/or dust, may cause discomfort and there is risk of injury.
4. Sufficient clarity of speech and hearing and other communication capabilities, with or without reasonable accommodation, which permits the employee to communicate effectively, including during emergency situations which may involve a high degree of noise

Work Environment

The work environment characteristics described here are representative of those an employee encounters while performing the essential functions of this job. The Fire Department will make every effort to make reasonable accommodations to enable individuals with disabilities to perform the essential functions.

1. The work environment includes general office environment, which shall involve general sedentary work, but may also require standing and walking for up to 10% of the time. Office environment subject to minor variations of hot and cold environments and fragrances such as perfume.
2. The work environment shall also include fire and emergency scenes that could involve hazardous conditions caused by fire, noise, dust, etc. Field environments are subject to extreme variations of hot and cold environments, with exposure to various air-borne items potentially mitigated by wearing a personal air filtration system. Fire scenes could require standing and walking for extended periods as well as the possibility of various physical requirements in the pursuit of life saving efforts, fire suppression and fire inspection.
3. Field environment may expose employee to unsettling scenes of victims exposed to fire, smoke and environmental impacts.
4. This position in the course of its duty may be exposed to blood-borne pathogens, as well as other unsafe conditions directly relating to fire suppression and control.



POSITION TITLE: Emergency Medical Technician-Advanced **DEPARTMENT:** Fire Department
REPORTS TO: EMS Coordinator/Fire Chief **FLSA:** Non-Exempt
DATE APPROVED BY FIRE DEPARTMENT: **DATE APPROVED BY VILLAGE BOARD:**
DATE REVISED: 7/15/2024 **VERSION:** Draft Version 1

Position Summary

Under the general direction of the EMS Coordinator, Emergency Medical Technician-Advanced (AEMT) responds to emergency medical calls within the Village of Kronenwetter service area. AEMT personnel provide immediate life-saving care to sick and injured patients in emergency situations within the State of Wisconsin AEMT Scope of Practice and Fire Department Policies and Procedures for patients of all ages. The AEMT will document all procedures, observations and/or patient care performed in electronic patient record.

Essential Job Functions

1. Responds to calls for emergency medical services and renders appropriate patient care according to scope of practice, training, and per department policy.
2. Cleans and inspects equipment and apparatus after returning from an emergency scene.
3. Inspects equipment and apparatus and notifies superior officer of any defects.
4. Performs routine preventative maintenance tasks on safety equipment and keeps records of such action.
5. Keeps the fire station, equipment and grounds in a clean and orderly condition.
6. Actively participates in department training and instruction sessions for all Emergency Medical personnel.
7. Maintains standard equipment that the EMS Coordinator provides to them to perform their duties as EMS personnel of the Kronenwetter Fire Department.
8. Requests from the EMS coordinator when replacement materials are needed to replenish consumable first responder items that are issued to them to perform their EMS duties.
9. Performs various public information or education tasks as assigned by the EMS Coordinator.
10. Completes necessary records to document emergency medical service calls.
11. Performs all work duties and activities in accordance with the Fire Department policies and procedures.
12. Works in a safe manner and reports unsafe activity and conditions to a superior if someone is not following Fire Department safety procedures.
13. Follows safety and personnel policies and practices and adheres to responsibilities concerning safety prevention, reporting and monitoring as outlined in the Fire Departments Standard Operating Guidelines
14. Performs other duties as assigned.
15. Attend company provided training and driving course annually

Minimum Qualifications

1. High School Graduate or equivalent.
2. Possess a valid State of Wisconsin Driver's license and good driving record
3. Pass a pre-employment interview including a physical and lifting examination and a drug screening.
4. Current BLS (Basic Life Support) certification or obtained within 90 days of hire. An acceptable training program is the BLS Health Care Provider course from the American Heart Associate (AHA).
5. Basic computer skills and medical terminology are beneficial.
6. Ability to provide medical care at the AEMT Level, while safely transporting patients
7. *Preferred:* Possess an active Wisconsin Advanced EMT License (AEMT) or NRAEMT (National Registry of Advanced Emergency Medical Technicians)) or ability to obtain within 2 years of hire.
8. *Preferred:* Previous experience beneficial, but not required

Physical Demands

The physical demands described here are representative of those that employees must meet to perform the essential functions of this job. The Fire Department may make reasonable accommodations to enable individuals with disabilities to perform the essential functions.

1. Must be able to read, write, and communicate fluently in English.
2. Ability to exert physical effort in work, typically involving lifting, carrying, pushing and pulling of no more than 50 pounds, although extreme cases can exist which exceed this limit.
3. Ability to work under dangerous conditions where exposure to environmental factors such as temperature variations and extremes, toxic agents, noise, machinery, and/or dust, may cause discomfort and there is risk of injury.
4. Sufficient clarity of speech and hearing and other communication capabilities, with or without reasonable accommodation, which permits the employee to communicate effectively, including during emergency situations which may involve a high degree of noise

Work Environment

The work environment characteristics described here are representative of those an employee encounters while performing the essential functions of this job. The Fire Department will make every effort to make reasonable accommodations to enable individuals with disabilities to perform the essential functions.

1. The work environment includes general office environment, which shall involve general sedentary work, but may also require standing and walking for up to 10% of the time. Office environment subject to minor variations of hot and cold environments and fragrances such as perfume.
2. The work environment shall also include fire and emergency scenes that could involve hazardous conditions caused by fire, noise, dust, etc. Field environments are subject to extreme variations of hot and cold environments, with exposure to various air-borne items potentially mitigated by wearing a personal air filtration system. Fire scenes could require standing and walking for extended periods as well as the possibility of various physical requirements in the pursuit of life saving efforts, fire suppression and fire inspection.
3. Field environment may expose employee to unsettling scenes of victims exposed to fire, smoke and environmental impacts.
4. This position in the course of its duty may be exposed to blood-borne pathogens, as well as other unsafe conditions directly relating to fire suppression and control.



POSITION TITLE: Paramedic

REPORTS TO: EMS Coordinator/Fire Chief

DATE APPROVED BY FIRE DEPARTMENT:

DATE REVISED: 7/15/2024

DEPARTMENT: Fire Department

FLSA: Non-Exempt

DATE APPROVED BY VILLAGE BOARD:

VERSION: Draft Version 1

Position Summary

Under the general direction of the EMS Coordinator, the Paramedic responds to emergency medical calls within the Village of Kronenwetter service area. Paramedic personnel provide immediate life-saving care to sick and injured patients in emergency situations within the State of Wisconsin Paramedic Scope of Practice and Fire Department Policies and Procedures for patients of all ages. The Paramedic will document all procedures, observations and/or patient care performed in electronic patient record.

Essential Job Functions

1. Responds to calls for emergency medical services and renders appropriate patient care according to scope of practice, training, and per department policy.
2. Cleans and inspects equipment and apparatus after returning from an emergency scene.
3. Inspects equipment and apparatus and notifies superior officer of any defects.
4. Performs routine preventative maintenance tasks on safety equipment and keeps records of such action.
5. Keeps the fire station, equipment and grounds in a clean and orderly condition.
6. Actively participates in department training and instruction sessions for all Emergency Medical personnel.
7. Maintains standard equipment that the EMS Coordinator provides to them to perform their duties as EMS personnel of the Kronenwetter Fire Department.
8. Requests from the EMS coordinator when replacement materials are needed to replenish consumable first responder items that are issued to them to perform their EMS duties.
9. Performs various public information or education tasks as assigned by the EMS Coordinator.
10. Completes necessary records to document emergency medical service calls.
11. Performs all work duties and activities in accordance with the Fire Department policies and procedures.
12. Works in a safe manner and reports unsafe activity and conditions to a superior if someone is not following Fire Department safety procedures.
13. Follows safety and personnel policies and practices and adheres to responsibilities concerning safety prevention, reporting and monitoring as outlined in the Fire Departments Standard Operating Guidelines
14. Performs other duties as assigned.
15. Attend company provided training and driving course annually

Minimum Qualifications

1. High School Graduate or equivalent.
2. Possess a valid State of Wisconsin Driver's license and good driving record
3. Pass a pre-employment interview including a physical and lifting examination and a drug screening.
4. Current ALS (Advanced Life Support) certification or obtained within 90 days of hire. An acceptable training program is the ALS Health Care Provider course from the American Heart Associate (AHA).
5. Basic computer skills and medical terminology are beneficial.
6. Ability to provide medical care at the Paramedic Level, while safely transporting patients
7. *Preferred:* Possess an active Wisconsin Advanced Paramedic License or ability to obtain within 2 years of hire.
8. *Preferred:* Previous experience beneficial, but not required
- 9.

Physical Demands

The physical demands described here are representative of those that employees must meet to perform the essential functions of this job. The Fire Department may make reasonable accommodations to enable individuals with disabilities to perform the essential functions.

1. Must be able to read, write, and communicate fluently in English.
2. Ability to exert physical effort in work, typically involving lifting, carrying, pushing and pulling of no more than 50 pounds, although extreme cases can exist which exceed this limit.
3. Ability to work under dangerous conditions where exposure to environmental factors such as temperature variations and extremes, toxic agents, noise, machinery, and/or dust, may cause discomfort and there is risk of injury.
4. Sufficient clarity of speech and hearing and other communication capabilities, with or without reasonable accommodation, which permits the employee to communicate effectively, including during emergency situations which may involve a high degree of noise

Work Environment

The work environment characteristics described here are representative of those an employee encounters while performing the essential functions of this job. The Fire Department will make every effort to make reasonable accommodations to enable individuals with disabilities to perform the essential functions.

1. The work environment includes general office environment, which shall involve general sedentary work, but may also require standing and walking for up to 10% of the time. Office environment subject to minor variations of hot and cold environments and fragrances such as perfume.
2. The work environment shall also include fire and emergency scenes that could involve hazardous conditions caused by fire, noise, dust, etc. Field environments are subject to extreme variations of hot and cold environments, with exposure to various air-borne items potentially mitigated by wearing a personal air filtration system. Fire scenes could require standing and walking for extended periods as well as the possibility of various physical requirements in the pursuit of life saving efforts, fire suppression and fire inspection.
3. Field environment may expose employee to unsettling scenes of victims exposed to fire, smoke and environmental impacts.
4. This position in the course of its duty may be exposed to blood-borne pathogens, as well as other unsafe conditions directly relating to fire suppression and control.



Report to Planning Commission

Agenda Item: Zoning Change Request and CSM: Larry and Sandra Burns, 2180 Bluejay Lane, Kronenwetter, WI 54455.

Meeting Date: July 22, 2024

Referring Body: Village Board

Committee Contact: Chris Voll

Staff Contact: Peter Wegner, CD/PZ Director

Report Prepared by: Peter Wegner, CD/PZ Director

AGENDA ITEM: Proposed Zoning Change Request and CSM: Larry and Sandra Burns, 2180 Bluejay Lane, Kronenwetter, WI 54455.

OBJECTIVE(S): To review the Zoning Change Request and accompanying CSM.

HISTORY/BACKGROUND: Rezone Request from AR (Agricultural and Residential) to RR5 (Rural Residential 5). The proposed rezone is consistent with the comprehensive plan and is consistent with the current use of other properties in the area. The rezone does comply with the intent of this chapter. The current 27.37-acre parcel will be divided into two (2) lots. The proposed rezone from AR to RR5 is consistent with neighboring parcels in the area. The creation of the two (2) lots meets the minimum frontage (100ft) and area (5.0 acres) requirements for RR5 (Rural Residential Zoning 5).

RECOMMENDED ACTION: On 7/15/2024, the Planning Commission recommended the Village Board approve the rezone and CSM as described above.

ATTACHMENTS: Zoning Change Request, CSM Application and Staff Report

Certified Survey Map (CSM) Application

Application Fee: \$200 + \$25 per lot

Village of Kronenwetter Ordinance Chapter §460-16
Certified Survey Map (CSM) procedure.

Plan Commission meetings are held on the 3rd Monday of each month.

Although not required, it is recommended that the applicant attend these meetings.



Applicant Information

1. Applicant Name Chris Fieri Phone Number 715-241-7500
Address 5310 Willow Street, Weston WI 54476
Email chris@riversidelandsurveying.com
2. Property Title holder Name Larry and Sandra Burns Phone Number 715-297-7383
Address 2180 Bluejay Lane, Mosinee WI 54455
Email _____
3. Prepared By Company Name Chris Fieri
Address 5310 Willow Street, Weston WI 54476
Phone Number 715-241-7500 Email chris@riversidelandsurveying.com

Property Information

4. Property Address 2180 Bluejay Lane, Mosinee WI 54455
5. Section 5 Township 27 Range 8 6. Parcel Identification # (PIN) 14527080540993
7. Legal Description (attach an additional sheet if necessary) (See Attached)
8. Parcel Acreage 27.372 9. Zoning District AR
10. Will the CSM application be accompanied by a zoning change request? (if yes, what district)
Yes _____
The zoning change application is required to be submitted with this CSM application.
11. Is the property to be a CSM within an existing subdivision? (if yes, what subdivision) NO
12. Number of lots proposed in the CSM: 2

13. How will water be provided? Private 14. How will sewage disposal take place? Private

Required Attachments

1. Narrative describing the CSM with respect to the following matters:
 - a. Existing use of property within the general area of the property in question.
 - b. Citation of any existing legal rights-of-way or easements affecting the property.
 - c. Existing covenants on the property.
 - d. How the applicant proposes to meet the parkland dedication requirement
 - e. Any other proposals, such as parcels of land intended to be dedicated, conveyed or reserved for public use.

2. The CSM shall be on 11" x 17" drawings

Requirements: [Village of Kronenwetter, WI Review and Approval Procedures \(ecode360.com\)](#) and [Wisconsin Legislature: 236.34](#)

 - a. General. The preliminary CSM shall be based upon a survey completed by a registered land surveyor. The final preliminary CSM shall be prepared on Mylar or paper of good quality at a scale of not more than 100 feet to the inch and shall be a legible print for and shall show correctly on its face the following information:
 - (1) Proposed title of the CSM
 - (2) Date, scale and North arrow.
 - (3) Location of the proposed CSM by government lot, quarter section, township, range and county.
 - (4) Small drawing showing the location of the land to be divided.
 - (5) Name and addresses of the owner, subdivider and land surveyor preparing the plat.
 - (6) Entire area contiguous to the proposed CSM owned or controlled by the subdivider shall be included on the preliminary CSM even though only a portion of said area is proposed for immediate development. The Village Board, upon the Plan Commission's recommendation, may waive this requirement where it is unnecessary to fulfill the purposes and intent of this chapter and undue hardship would result from strict application thereof.
 - b. Preliminary CSM technical information. All preliminary CSM shall show the following:
 - (1) Exterior boundaries of the proposed lots, including the exact length and bearings, referenced to an established public land survey monument and the total acreage encompassed.
 - (2) Locations of all existing property boundary lines, drives, structures, streams and watercourses, lakes, wetlands, rock outcrops, wooded areas and other significant features within the tract being divided or immediately adjacent thereto.
 - (3) Location, right-of-way widths and names of all existing streets or other public ways, easements, railroad and utility rights-of-way and all section and quarter section lines within the exterior boundaries of the CSM or immediately adjacent thereto.
 - (4) Location and names of any adjacent lots, parks and cemeteries and owners of record of abutting unplatted lands.
 - (5) Existing and proposed zoning on and adjacent to the proposed lots.
 - (6) High-water elevation of all ponds, streams, lakes, flowages and wetlands within the interior boundaries of the lots.
 - (7) Floodplain and shoreland boundaries and the contour line lying a vertical distance of two feet above the elevation of the one-hundred-year recurrence interval flood or, where such data is not available, two feet above the elevation of the maximum flood of record within the exterior boundaries of the CSM.
 - (8) Location, width and names of all proposed streets and public rights-of-way such as alleys and easements.
 - (9) Approximate dimensions of all lots. The area in square feet of each lot shall be provided.

- (10) Location and approximate dimensions of any sites to be reserved or dedicated for parks, playgrounds, drainage ways or other public use or which are to be used for group housing, shopping centers, church sites or other nonpublic uses not requiring plotting.
 - (11) Approximate radii of all curves.
 - (12) Any proposed lake and stream access with a small drawing clearly indicating the location of the proposed division in relation to access.
 - (13) Where the Plan Commission or Village Board finds that it requires additional information relative to a particular question presented by a proposed development in order to review the preliminary CSM, it shall have the authority to request in writing such information from the subdivider.
- c. Additional information. The Plan Commission or Village Board may require a proposed CSM layout of all or part of the contiguously owned land even though division is not planned at the time.

Refer to Chapter 460-16 of the Village of Kronenwetter Ordinances "Subdivision of Land" for further regulations on required improvements and design standards.

I hereby certify and say that all the above statements and all accompanying statements and drawings are correct and true based on information and belief.

CHRIS FIERI

(Printed Name of Applicant)

Chris Fieri

(Signature of Applicant)

6-18-24

(Date)



Burns Legal Description

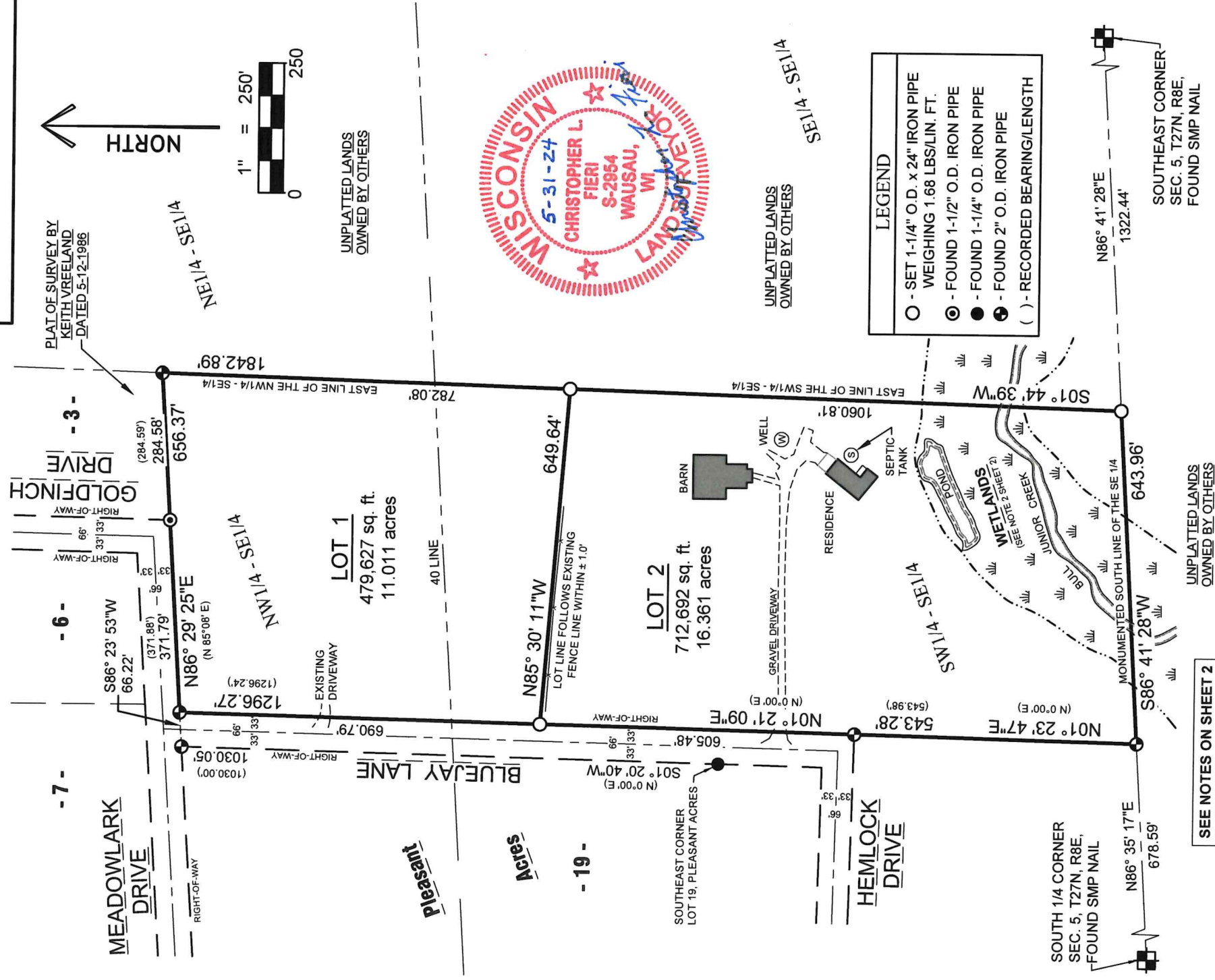
The East six hundred fifty-six (656) feet of the South one thousand three hundred seventy five (1375) feet of the West $\frac{1}{2}$ of the Southeast quarter (SE $\frac{1}{4}$) of Section five (5), Township twenty seven (27) North, Range eight (8) East, in the Village of Kronenwetter, Marathon County, Wisconsin.

And

The Northwest quarter (NW $\frac{1}{4}$) of the Southeast quarter (SE $\frac{1}{4}$) of Section five (5), Township twenty seven (27) North, Range eight (8) East, in the Village of Kronenwetter, Marathon County, Wisconsin; Excepting the North three hundred seventy-five (375) feet of the West six hundred twenty-five (625) feet thereof; and excepting the Plat of Pleasant Acres.

MARATHON COUNTY

Of part of the Northwest 1/4 of the Southeast 1/4 and part of the Southwest 1/4 of the Southeast 1/4 of Section 5, Township 27 North, Range 8 East, Village of Kronenwetter, Marathon County, Wisconsin.



SHEET 1 OF 3

 **RIVERSIDE LAND SURVEYING LLC**
5310 WILLOW STREET, WESTON, WI 54476
PH 715-241-7500 - FAX 715-355-6894
email - mail@riversidelandsurveying.com

Section 5, Item 1.

MARATHON CO. CERTIFIED SURVEY MAP NO.

Of part of the Northwest 1/4 of the Southeast 1/4 and part of the Southwest 1/4 of the Southeast 1/4 of Section 5, Township 27 North, Range 8 East, Village of Kronenwetter, Marathon County, Wisconsin.

I, Christopher L. Fieri, Professional Land Surveyor S-2954, hereby certify to the best of my knowledge and belief: That I have surveyed, mapped and divided part of the Northwest 1/4 of the Southeast 1/4 and part of the Southwest 1/4 of the Southeast 1/4 of Section 5, Township 27 North, Range 8 East, Village of Kronenwetter, Marathon County, Wisconsin, described as follows:

Commencing at the South 1/4 corner of said Section 5; Thence North 86°35'17" East along the monumented South line of said Southeast 1/4, 678.59 feet to the point of beginning; Thence North 01°23'47" East, 543.28 feet to the East right-of-way line of Bluejay Lane; Thence North 01°21'09" East along the East right-of-way line of Bluejay Lane, 1296.27 feet to the South right-of-way line of Meadowlark Drive; Thence North 86°29'25" East along said South right-of-way line and the South line of Lot 3 of Pleasant Acres, 656.37 feet to the East line of said Northwest 1/4 of the Southeast 1/4; Thence South 01°44'39" West along said East line and the East line of said Southwest 1/4 of the Southeast 1/4, 1842.89 feet to said monumented South line of the Southeast 1/4; Thence South 86°41'28" West along said South line, 643.96 feet to the point of beginning.

That the above described parcel of land contains 1,192,319 square feet or 27.372 acres, more or less;

That said parcel is subject to all easements, restrictions and right-of-ways of record;

That I have made this survey, division and map thereof at the direction of Larry and Sandra Burns, Owners of said parcel;

That I have fully complied with the provisions of Section 236.34 of the Wisconsin Statutes, Chapter A-E7 of the Wisconsin Administrative Code and the subdivision regulations of the Village of Kronenwetter in Surveying, Mapping and Dividing the same.

That said map is a correct and accurate representation of the exterior boundaries of said parcel and the division thereof.

Dated this 31st day of MAY 2024

Christopher L. Fieri

Riverside Land Surveying LLC
Christopher L. Fieri
P.L.S. No. 2954



NOTES:

- BEARINGS ARE BASED ON THE WISCONSIN COUNTY COORDINATE SYSTEM, MARATHON COUNTY NAD 83 (2011) AND REFERENCED TO THE EAST LINE OF THE SOUTHEAST 1/4 OF SECTION 5, TOWNSHIP 27 NORTH, RANGE 8 EAST, MEASURED TO BEAR SOUTH 02°14'47" WEST.
- THE WETLAND LOCATIONS AND BULL JUNIOR CREEK AS SHOWN HEREON WERE SCALED FROM THE MARATHON COUNTY GIS MAPPING LAYER AND ARE APPROXIMATE. A WETLAND DELINEATION WOULD NEED TO BE PERFORMED TO DETERMINE THE EXACT LOCATION.
- FIELD WORK COMPLETED ON MAY 29, 2024

VILLAGE OF KRONENWETTER:

I, the Zoning Administrator for the Village of Kronenwetter hereby certify, pursuant to the Village of Kronenwetter Subdivision Ordinance that the Plan Commission approved this survey map on:

This _____ day of _____, 2024

Community Development/Zoning Administrator

Date Signed

SHEET 2 OF 3



RIVERSIDE LAND SURVEYING LLC

5310 WILLOW STREET, WESTON, WI 54476
PH 715-241-7500 - FAX 715-355-6894
email - mail@riversidelandsurveying.com

DRAWN BY M.F.L.	DATE MAY 15, 2024
CHECKED BY C.L.F.	PROJECT NO 4364
PREPARED FOR:	SANDRA BURNS

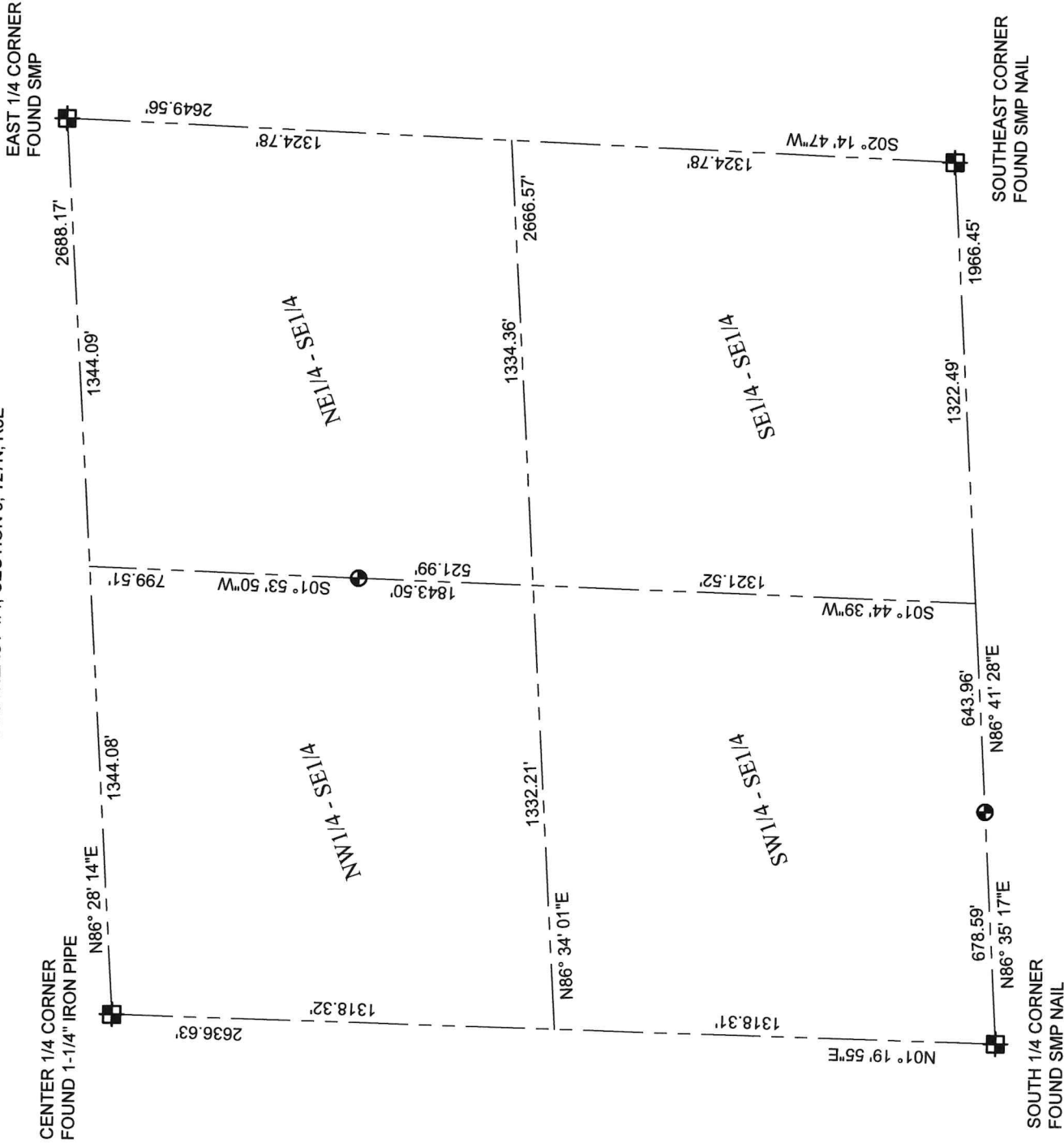
Section 5, Item 1.

MARATHON CO. CERTIFIED SURVEY MAP NO.

Of part of the Northwest 1/4 of the Southeast 1/4 and part of the Southwest 1/4 of the Southeast 1/4 of Section 5, Township 27 North, Range 8 East, Village of Kronenwetter, Marathon County, Wisconsin.

SECTION SUMMARY

SOUTHEAST 1/4, SECTION 5, T27N, R8E



SHEET 3 OF 3

**RIVERSIDE LAND SURVEYING LLC**
5310 WILLOW STREET, WESTON, WI 54476
PH 715-241-7500 - FAX 715-355-6894
email - mail@riversidelandsurveying.com

Section 5, Item 1.	
DRAWN BY M.F.L.	DATE MAY 15, 2024
CHECKED BY C.L.F.	PROJECT 4364
PREPARED FOR: SANDRA BU	

Zoning Change Request Application

Application Fee: \$250 Regular Meeting / \$450 Special Meeting

A zoning change is an amendment to the specific zoning district in which a property or properties are classified.

Plan Commission Meetings are held on the 3rd Monday of each month. Village Board Meetings on zoning change requests typically take place on the 4th Tuesday of each month.

Although not required, it is recommended that the applicant attend these meetings.



Applicant Information

1. Applicant Name Chris Fieri Phone Number 715-241-7500
Address 5310 Willow Street, Weston WI 54476
Email chris@riversidelandsurveying.com
2. Property Titleholder Name Larry and Sandra Burns Phone Number 715-297-7383
Address 2180 Bluejay Lane, Mosinee WI 54455
Email _____
3. Prepared By Company Name Riverside Land Surveying Name Chris Fieri
Address 5310 Willow Street, Weston WI 54476
Phone Number 715-241-7500 Email chris@riversidelandsurveying.com

Property Information

4. Property Address 2180 Bluejay Lane
5. Section 5 Township 27 Range 8 6. Parcel Identification # (PIN) 14527080540993
7. Legal Description (attach an additional sheet if necessary) _____
8. Current Zoning District AR 9. Proposed Zoning District RR5
10. Parcel Acreage 27.372 11. Will the Zoning Change be accompanied by a CSM or Subdivision? Yes
12. Has anyone previously requested a zoning change to the subject property? If yes, when was the request made and to what zoning district? No
13. Is the subject property planned to be improved? If yes, when is the improvement scheduled for and what will be the actual use of the improvement? Yes, A residential structure is to be built in the next year.

Required Attachments

1. Narrative describing the zoning change request with respect to the following matters:
 - a. Is the proposed rezoning consistent with the Comprehensive Plan, as is required by Wisconsin Statutes?
 - b. Does the rezoning further the purpose and intent of this Chapter?
 - c. Does rezoning address any of the following that are not properly addressed on the current Official Zoning Map?
 - i. A mistake was made in mapping on the Official Zoning Map. That is, an area is or has developed in a manner and purpose different from that for which it is mapped. If this reason is cited, it must be demonstrated that the discussed inconsistency between actual land use and designated zoning is not intended, as the Village may intend to stop an undesirable land use pattern from being perpetuated.
 - ii. Factors have changed, such as the availability of new data, the presence of new roads or other infrastructure, additional development, annexation, or other zoning changes, making the subject property more appropriate for a different zoning district.
 - iii. Growth patterns or rates have changed, thereby creating the need for a rezoning.
 - d. Does the proposed zoning district maintain the desired consistency of land uses, land use intensities, and land use impacts as related to the environs of the subject property?
 - e. Does the rezoning meet the minimum requirements for frontage or parcel size? A lot, lots, or parcel of land shall not qualify for a zoning map amendment unless it possesses 200 feet of frontage or contains 25,000 square feet of area, or adjoins a lot, lots, or parcel of land which bears the same zoning district classification as the proposed zoning map amendment.
 - f. For applications to rezone land to a multi-family, commercial or industrial zoning district, is, or will there be, adequate public infrastructure available to accommodate the range of uses allowed in that zoning district?
2. Property Map which shows the zoning change request boundaries, structures on the property, and the required setbacks from the property lines.

Applicant Acknowledgement

I/We request a public hearing be held before the Planning Commission of the Village of Kronenwetter, Marathon County, State of Wisconsin, to hear and consider the request for a zoning change of the property stated in this application. I hereby depose and say that all the above statements and all accompanying statements and drawings are correct and true.

Chris Fieri
Applicant

6-18-24
Date

Lenny Bums
Property Titleholder

6-18-24
Date

Chris Fieri
Prepared By

6-18-24
Date

FOR OFFICE USE ONLY:

Application Received _____ Check # _____

Plan Commission:

Meeting Date _____

Recommendation: Approved / Denied

Village Board:

Meeting Date _____

Decision: Approved / Denied



Burns Legal Description

The East six hundred fifty-six (656) feet of the South one thousand three hundred seventy five (1375) feet of the West $\frac{1}{2}$ of the Southeast quarter (SE $\frac{1}{4}$) of Section five (5), Township twenty seven (27) North, Range eight (8) East, in the Village of Kronenwetter, Marathon County, Wisconsin.

And

The Northwest quarter (NW $\frac{1}{4}$) of the Southeast quarter (SE $\frac{1}{4}$) of Section five (5), Township twenty seven (27) North, Range eight (8) East, in the Village of Kronenwetter, Marathon County, Wisconsin; Excepting the North three hundred seventy-five (375) feet of the West six hundred twenty-five (625) feet thereof; and excepting the Plat of Pleasant Acres.

**LARRY AND SANDRA BURNS 2180 BLUEJAY LANE, KRONENWETTER, WI 54455.
ZONING CHANGE REQUEST and CSM**

STAFF REPORT FOR PLANNING COMMISSION

**PUBLIC HEARINGS/
MEETINGS:**

Plan Commission Public Hearing: 6:00 p.m. July 15, 2024
Village Board Meeting 6:00 p.m. July 22, 2024

APPLICANT:

Chris Fieri
5310 Willow Street
Weston, WI 54476

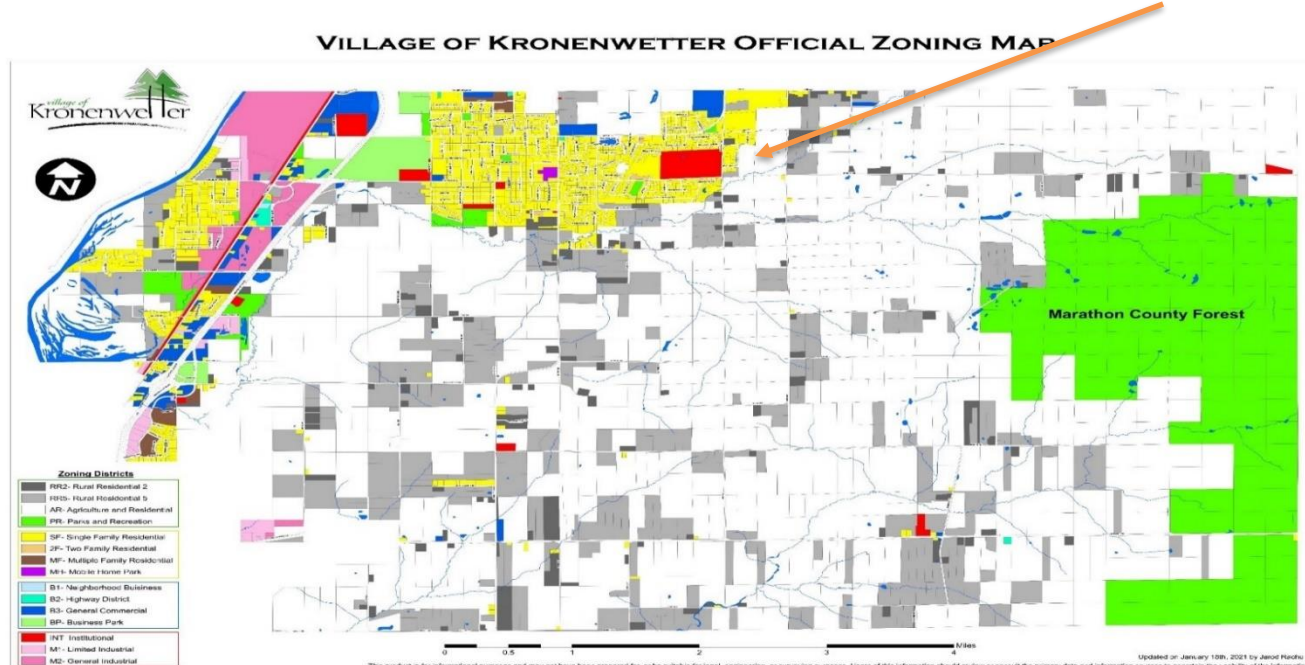
OWNER:

Larry and Sandra Burns
2180 Bluejay Lane
Kronenwetter, WI 54476

Prepared By:

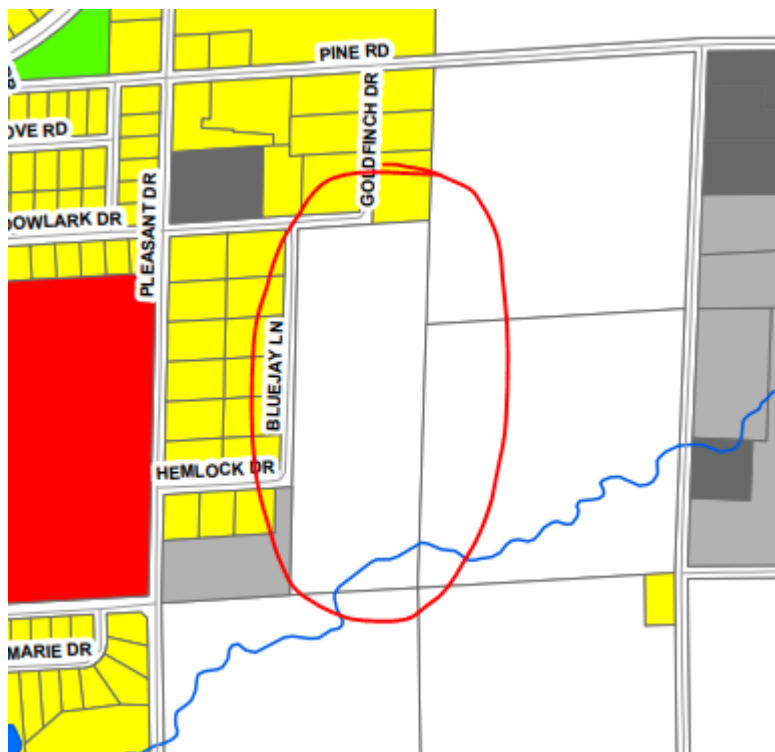
Riverside Land Surveying
5310 Willow Street
Weston, WI 54476

LOCATION OF REQUEST: 2180 Bluejay Lane, Kronenwetter, WI 54455, (See Map 1)



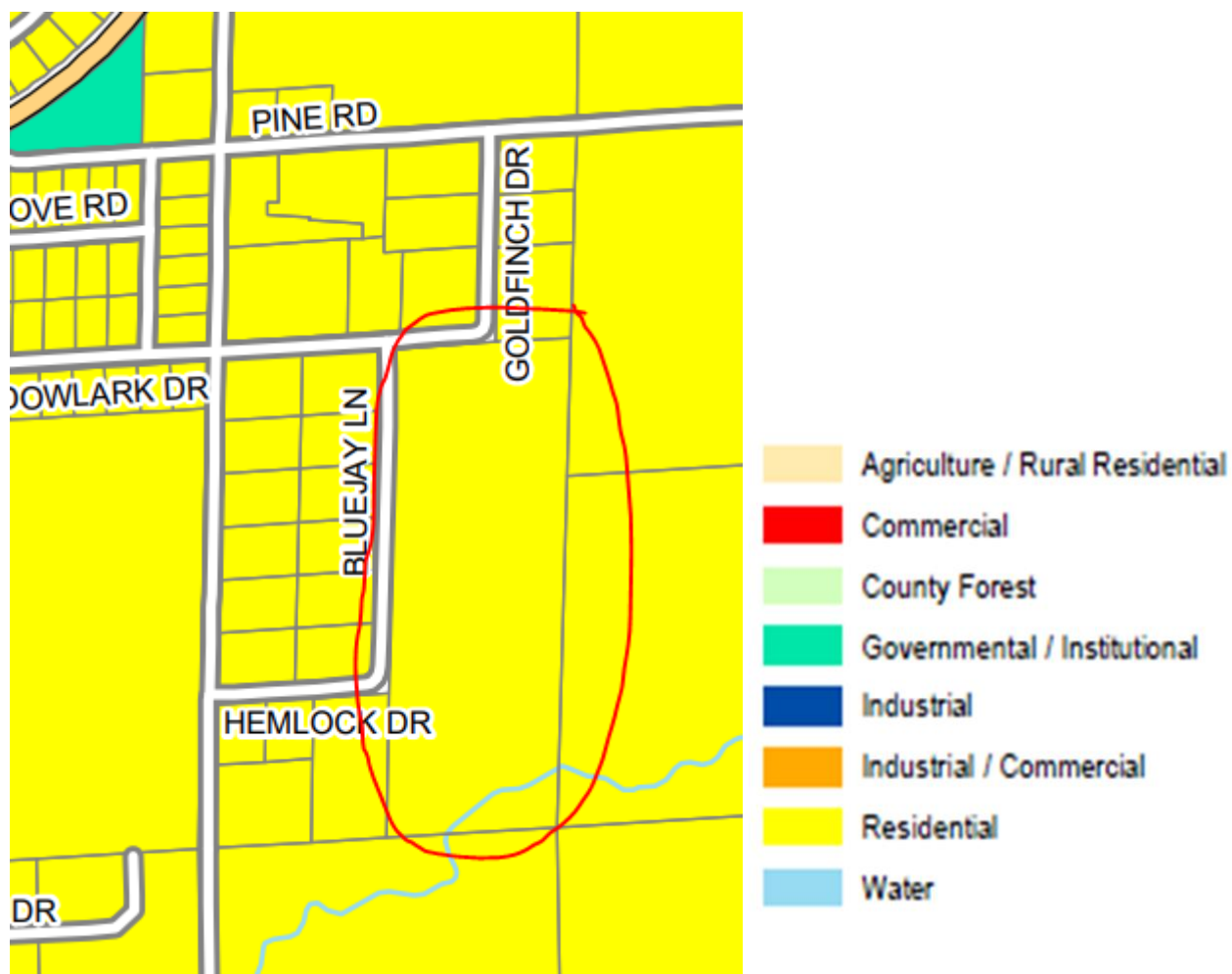
Larry and Sandra Burns, 2180 Bluejay Lane, proposed Rezone and CSM

Zoning Districts



	RR2- Rural Residential 2
	RR5- Rural Residential 5
	AR- Agriculture and Residential
	PR- Parks and Recreation
	SF- Single Family Residential
	2F- Two Family Residential
	MF- Multiple Family Residential
	MH- Mobile Home Park
	B1- Neighborhood Business
	B2- Highway District
	B3- General Commercial
	BP- Business Park
	INT- Institutional
	M1- Limited Industrial
	M2- General Industrial

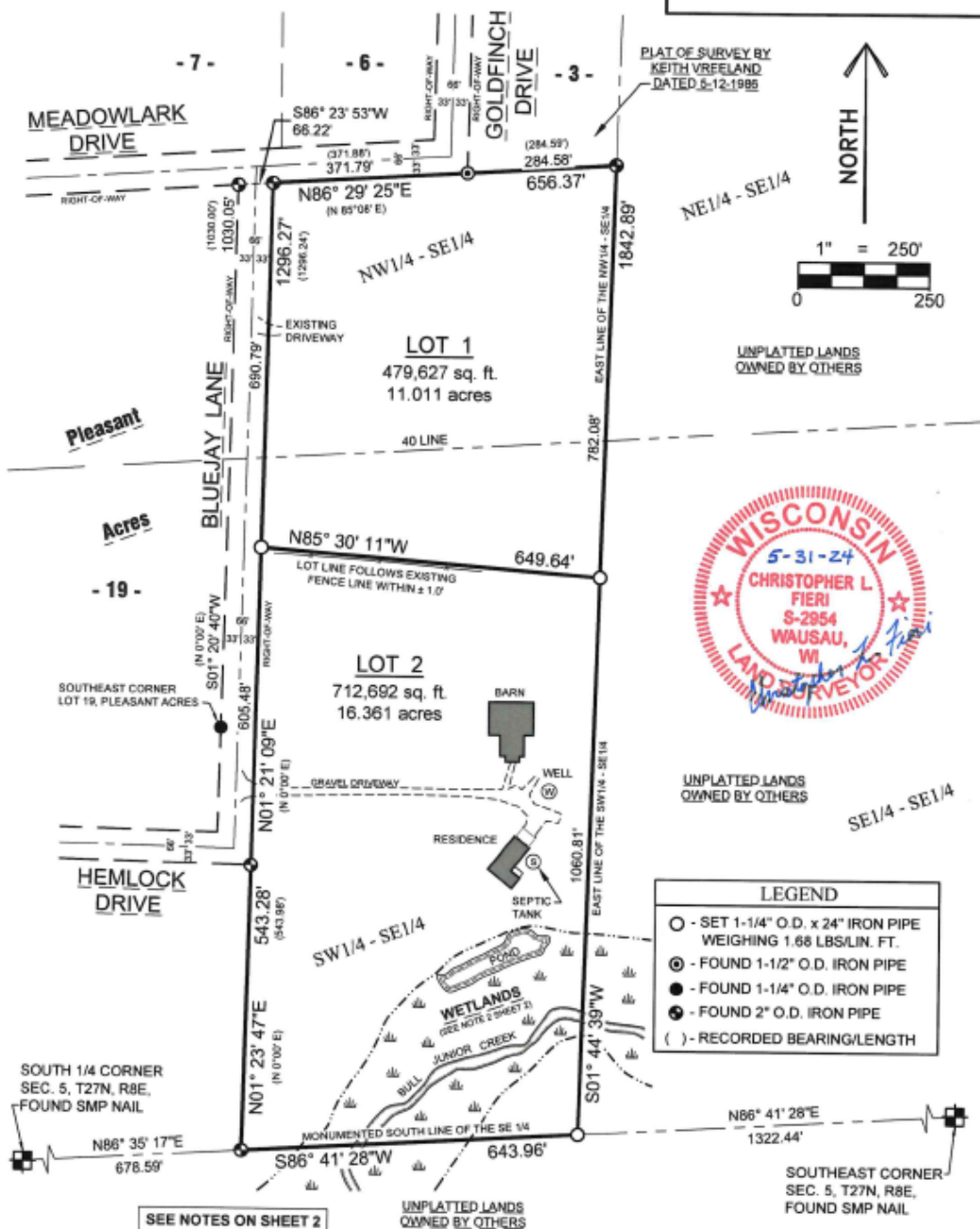
Map 2: Current Zoning
(Source Data: Village of Kronenwetter)



Map 3: Future Land Use Map (Source Data: Village of Kronenwetter)

MARATHON COUNTY CERTIFIED SURVEY MAP NO. _____

Of part of the Northwest 1/4 of the Southeast 1/4 and part of the Southwest 1/4 of the Southeast 1/4 of Section 5, Township 27 North, Range 8 East, Village of Kronenwetter, Marathon County, Wisconsin.



SHEET 1 OF 3

 RIVERSIDE LAND SURVEYING LLC 5310 WILLOW STREET, WESTON, WI 54476 PH 715-241-7508 - FAX 715-355-6894 email - mail@riversidelandsurveying.com	DRAWN BY M.F.L.	DATE MAY 15, 2024
	CHECKED BY C.L.F.	PROJECT NO. 4364
	PREPARED FOR:	SANDRA BURNS

MARATHON CO. CERTIFIED SURVEY MAP NO.

Of part of the Northwest 1/4 of the Southeast 1/4 and part of the Southwest 1/4 of the Southeast 1/4 of Section 5, Township 27 North, Range 8 East, Village of Kronenwetter, Marathon County, Wisconsin.

I, Christopher L. Fieri, Professional Land Surveyor S-2954, hereby certify to the best of my knowledge and belief: That I have surveyed, mapped and divided part of the Northwest 1/4 of the Southeast 1/4 and part of the Southwest 1/4 of the Southeast 1/4 of Section 5, Township 27 North, Range 8 East, Village of Kronenwetter, Marathon County, Wisconsin, described as follows:

Commencing at the South 1/4 corner of said Section 5; Thence North 86°35'17" East along the monumented South line of said Southeast 1/4, 678.59 feet to the point of beginning; Thence North 01°23'47" East, 543.28 feet to the East right-of-way line of Bluejay Lane; Thence North 01°21'09" East along the East right-of-way line of Bluejay Lane, 1296.27 feet to the South right-of-way line of Meadowlark Drive; Thence North 86°29'25" East along said South right-of-way line and the South line of Lot 3 of Pleasant Acres, 656.37 feet to the East line of said Northwest 1/4 of the Southeast 1/4; Thence South 01°44'39" West along said East line and the East line of said Southwest 1/4 of the Southeast 1/4, 1842.89 feet to said monumented South line of the Southeast 1/4; Thence South 86°41'28" West along said South line, 643.96 feet to the point of beginning.

That the above described parcel of land contains 1,192,319 square feet or 27.372 acres, more or less;

That said parcel is subject to all easements, restrictions and right-of-ways of record;

That I have made this survey, division and map thereof at the direction of Larry and Sandra Burns, Owners of said parcel;

That I have fully complied with the provisions of Section 236.34 of the Wisconsin Statutes, Chapter A-E7 of the Wisconsin Administrative Code and the subdivision regulations of the Village of Kronenwetter in Surveying, Mapping and Dividing the same.

That said map is a correct and accurate representation of the exterior boundaries of said parcel and the division thereof.

Dated this 31st day of MAY 2024

Christopher L. Fieri
Riverside Land Surveying LLC
Christopher L. Fieri
P.L.S. No. 2954

**NOTES:**

1. BEARINGS ARE BASED ON THE WISCONSIN COUNTY COORDINATE SYSTEM, MARATHON COUNTY NAD 83 (2011) AND REFERENCED TO THE EAST LINE OF THE SOUTHEAST 1/4 OF SECTION 5, TOWNSHIP 27 NORTH, RANGE 8 EAST, MEASURED TO BEAR SOUTH 02°14'47" WEST.
2. THE WETLAND LOCATIONS AND BULL JUNIOR CREEK AS SHOWN HEREON WERE SCALED FROM THE MARATHON COUNTY GIS MAPPING LAYER AND ARE APPROXIMATE. A WETLAND DELINEATION WOULD NEED TO BE PERFORMED TO DETERMINE THE EXACT LOCATION.
3. FIELD WORK COMPLETED ON MAY 29, 2024

VILLAGE OF KRONENWETTER:

I, the Zoning Administrator for the Village of Kronenwetter hereby certify, pursuant to the Village of Kronenwetter Subdivision Ordinance that the Plan Commission approved this survey map on:

This _____ day of _____, 2024


Community Development/Zoning Administrator

Date Signed

SHEET 2 OF 3

 RIVERSIDE LAND SURVEYING LLC 5310 WILLOW STREET, WESTON, WI 54476 email - mail@riversidelandsurveying.com	DRAWN BY M.F.L.	DATE MAY 15, 2024
	CHECKED BY C.L.F.	PROJECT NO. 4364
	PREPARED FOR: SANDRA BURNS	

Legal Description of Property:

 RIVERSIDE LAND SURVEYING LLC <small>CERTIFIED SURVEY MAPS - SUBDIVISIONS - FLOOD PLAIN AND TOPOGRAPHIC SURVEYS - CONSTRUCTION STAKING - ALTA / NSPS - GPS</small>
<p style="text-align: center;"><u>Burns Legal Description</u></p> <p>The East six hundred fifty-six (656) feet of the South one thousand three hundred seventy five (1375) feet of the West ½ of the Southeast quarter (SE ¼) of Section five (5), Township twenty seven (27) North, Range eight (8) East, in the Village of Kronenwetter, Marathon County, Wisconsin.</p> <p>And</p> <p>The Northwest quarter (NW ¼) of the Southeast quarter (SE ¼) of Section five (5), Township twenty seven (27) North, Range eight (8) East, in the Village of Kronenwetter, Marathon County, Wisconsin; Excepting the North three hundred seventy-five (375) feet of the West six hundred twenty-five (625) feet thereof; and excepting the Plat of Pleasant Acres.</p>
<p>5310 WILLOW STREET, WESTON WI, 54476 PH 715-241-7500 FAX 715-355-6894 EMAIL – MAIL@RIVERSIDELANDSURVEYING.COM</p>

Current Zoning:

AR – Agricultural and Residential (see Map 2)

COMPREHENSIVE PLAN FUTURE LAND USE:

Residential (See Map 3)

LEGAL NOTIFICATION: A legal advertisement was published in the Wausau Daily Herald on Monday, July 1, 2024, and Monday, July 8, 2024. Notice of the zoning change request was sent by regular mail to adjacent property owners within 500 feet of the subject property on July 1, 2024.



Map 4: Aerial Photo
(Source Data: Marathon County)

INTRODUCTION: Rezone Request from AR (Agricultural and Residential) to RR5 (Rural Residential 5). The proposed rezone is consistent with the comprehensive plan and is consistent with the current use of other properties in the area. The rezone does comply with the intent of this chapter. The current 27.37-acre parcel will be divided into two (2) lots. The proposed rezone from AR to RR5 is consistent with neighboring parcels in the area. The creation of two (2) lots meets the minimum frontage (100ft) and area (5.0 acres) requirements for RR5 (Rural Residential Zoning 5).

RECOMMENDED MOTION:

The Planning Commission has two options:

1. Denial of the proposed Zoning Change Request and CSM.
2. Approve the rezone and CSM with conditions.

§ 520-118. - Amendments to official zoning map (rezonings).

F. Public hearing and recommendation. The plan commission shall hold a public hearing on all proposed amendments to the official zoning map. Following the public hearing, and after consideration of comments provided therein, the plan commission shall review the proposed amendment to the official zoning map and shall within 45 days of the public hearing make a recommendation to the village board that the application be granted as requested, modified, or denied. If the commission fails to make a recommendation within this time frame, the proposed amendment shall be forwarded to the village board without recommendation. Such deadline may be extended by written or electronic agreement from the applicant.

FINDINGS OF FACT AND RECOMMENDATION OF THE VILLAGE PLAN COMMISSION:

Within forty-five (45) days after the close of the hearing on a proposed amendment, the Village Plan Commission shall make written findings of fact and shall submit the same together with its recommendations to the Village Board. Where the purpose and effect of the proposed amendment are to change the zoning classification of a particular property, the Village Plan Commission shall make findings based upon the evidence presented to it in each specific case with respect to the following matters:

1. *Is the proposed rezoning consistent with the Comprehensive Plan, as is required by Wisconsin Statutes?*
 - Yes. While the property(s) are designated on the Future Land Use Map as Future Residential there are existing AR (Agricultural Residential), RR5 (Rural Residential 5), and SF (Single Family Residential) parcels in this area. The rezone of these parcels to RR5 will allow for consistent land uses with adjoining parcels and eliminate an AR zoned parcel in this area. This is consistent with the Comprehensive Plan Goal to strive to avoid allowing conflicting land uses to be located adjacent to one another.
 - 2009 Wisconsin Act 372 clarifies that new or amended zoning, land division and official mapping ordinances must be consistent with an adopted comprehensive plan. Consistent means “furthers or does not contradict the objectives, goals and policies contained in the comprehensive plan.” This same Act clarifies that the Comprehensive Plan in itself is not a regulation, it is “a guide to the physical, social, and economic development of a local governmental unit” and that “[t]he

enactment of a comprehensive plan by ordinance does not make the comprehensive plan by itself a regulation.” The Future Land Use Map is just one indicator of consistency, which discredits the other 200 pages of the Comp Plan and the Goals and Objectives.

- Page 121 of the 2019 Comprehensive Plan states the following:

Future Land Use Plan

The Future Land Use Plan Map represents the long-term land use **recommendations** for all lands in the Village. Although the map is advisory and does not have the authority of zoning, it is intended to reflect community desires and **serve as a guide** for local officials to coordinate and manage future development of the Village

- Page 126-127 of the 2019 Comprehensive Plan also states:

Goals, Objectives, & Policies

As in previous chapters of this plan, a goal and a series of objectives are identified.

Goal: The Village will make sound land use decisions which strive to coordinate future growth and land uses with infrastructure capabilities and availability.

- a. Strategically locate new developments in areas to create mutually beneficial relationships among businesses
 - b. Encourage growth to occur within the Sewer Service Planning Area
 - c. Utilize the Future Land Use Map in directing potential commercial and industrial opportunities to appropriate locations
 - d. Work with landowners to protect productive agricultural and forest lands to accommodate property owner desires to the extent possible
 - e. **Strive to avoid allowing conflicting land uses to be located adjacent to one another**
 - f. Preserve the most advantageous properties for commercial and industrial uses and direct residential use to other property
 - g. Encourage industrial uses in areas with convenient access to arterial roadways
 - h. Discourage large and undeveloped residential lots in areas serviced by the public water and sewer infrastructure
 - i. **Recognize the different expectations residents have living in different areas of the Village and develop ordinances and policies reflective of those property owner expectations**
 - j. **Encourage development that preserves to the extent possible the quality of life that residents enjoy**
 - k. **Strive to maintain a density of no greater than one residential unit per twenty acres of land in the rural areas of the Village**
 - l. Strive to maintain a density of no greater than one residential unit per one-half acre in the more urban areas of the Village
 - m. Seek to be involved with Wisconsin Public Service land use decision making process, particularly those regarding property adjacent to the existing power generation facilities and develop compatible neighboring uses
 - n. Encourage projects that cater to the Village’s aging population
 - o. Avoid excess regulations that drive up cost for housing, land development, and site development
- Wisconsin Court of Appeals, Lakeland Area Property Owners Association, U.A. v. Oneida County, 2020SAP858

When reviewing an ordinance for consistency with a comprehensive plan, the future land use map and narrative portions of the plan **should not be reviewed in isolation**, but instead should be understood in relation to each other and in the context of the remainder of the plan.

2. *Does the rezoning further the purpose and intent of this Chapter?*

- Yes. The portion of the Village where these property(s) are located are classified as Residential on the Village's Future Land Use Map. By rezoning this property from AR to RR5, residential uses will be permitted, similar to those permitted in SF (Single Family Residential) furthering the purpose of this Chapter and the Future Land Use Map. This satisfies the Zoning Ordinance's purpose of preserving and enhancing community appearance and quality of life.

3. *Does rezoning address any of the following that is not properly addressed on the current Official Zoning Map?*

- No Keeps it the same.

4. *Does the proposed zoning district maintain the desired consistency of land uses, land use intensities, and land use impacts as related to the environs of the subject property?*

- Yes. There are AR (Agricultural Residential), RR-5 (Rural Residential 5), RR-2 (Rural Residential 2) and SF (Single Family Residential) zoned parcels located near these parcels. The property owners will continue to utilize the parcel for purposes within these districts.

5. *Does the rezoning meet the minimum requirements for frontage or parcel size?*

- Yes. The proposed parcels will meet all minimum requirements.

6. *For applications to rezone land to a multi-family, commercial, or industrial zoning district, is, or will there be, adequate public infrastructure available to accommodate the range of uses allowed in that zoning district?*

- This land is not being rezoned to a multi-family, commercial, or industrial zoning district.



Report to Planning Commission

Agenda Item: DEAN PROHASKA, HAPPY HOLLOW LOTS 1, 2 AND 4
CONDITIONAL USE PERMIT – Keeping Farm Animals.

Meeting Date: July 22, 2024

Referring Body: Village Board

Committee Contact: Chris Voll

Staff Contact: Peter Wegner, CD/PZ Director

Report Prepared by: Peter Wegner, CD/PZ Director

AGENDA ITEM: DEAN PROHASKA, HAPPY HOLLOW LOTS 1, 2 AND 4
CONDITIONAL USE PERMIT – Keeping of Farm Animals on Residential Lots.

OBJECTIVE(S): To review the Conditional Use Permit Application and related documents for Keeping Farm Animals at the above properties.

HISTORY/BACKGROUND: This 63.72-acre parcel was recently rezoned from Parks and Recreation (PR) to Rural Residential 2 (RR2). The applicant wishes to keep farm animals on lots 1, 2, and 4. Keeping of Farm Animals in a Rural Residential 2 (RR2) zoning district requires a Conditional Use Permit. Currently, the applicant proposes keeping two horses and four ducks on the abovementioned properties.

RECOMMENDED ACTION: The Planning Commission recommended the Village Board approve the Conditional Use Permit (CUP) as described above. Three separate CUPs are issued for each lot (lots 1, 2, and 4) and a renewal is required every five years.

ATTACHMENTS: Staff Report and Conditional Use Permit Application.

Conditional Use Permit Application

Application Fee: \$300 Regular Meeting / \$500 Special Meeting

A conditional use is a unique use which, because of its distinct characteristics, cannot be classified in any particular district or districts, without consideration, in each case, of the impact of that use upon neighboring land and of the public need for the particular use at the particular location.

Plan Commission Meetings are held on the 3rd Monday of each month. Although not required, it is recommended that the applicant attend these meetings.



Applicant Information

1. Applicant Name Dean Prohaska Phone Number 715-571-8988
Address 999 Happy Hollow Rd Kronenwetter
Email Dean@deanprohaska.com
2. Owner Name Dean Prohaska Phone Number 715-571-8988
Address 14527071610979, 14527071520975
Email _____
3. Prepared By Company Name _____ Name _____
Address _____
Phone Number _____ Email _____

Property Information

4. Property Address _____
5. Parcel Identification # (PIN) Lot 1, Lot 2, Lot 4 of CSM 3/22/2024 6. Parcel Acreage 61.7
7. Legal Description (attach additional sheet if necessary) New pins been created by Marathon County 14527071520975, 14527071610979
8. Conditional Use request from § 520- 21 of the Zoning Ordinance to allow Agricultural use in RR-2
9. Generally describe the current zoning and land uses of the subject property and surrounding properties:

Subject Property <u>14527071520975, 14527071610979</u>	Zoning <u>RR-2</u>
North <u>14527071520976, 14527070940965, 14527070940968</u>	Zoning <u>RR-5 & RR-2</u>
South <u>14527071610982, 14527071610981, 14527071610978</u>	Zoning <u>AR, RR-5, RR</u>
East <u>14527071520991</u>	Zoning <u>Industrial</u>
West <u>1452707161094</u>	Zoning <u>RR-5</u>

Required Attachments

Attach a written statement of the proposed conditional use describing the type of activities, buildings, and structures proposed for the subject property and their general locations.

Attach a site plan of the subject property, with any alterations as may be proposed to accommodate the conditional use.


Attach a written justification for the proposed conditional use consisting of the reasons why the applicant believes the proposed conditional use is appropriate, particularly as evidenced by compliance with the approval criteria:

- Is the proposed conditional use in harmony with the Comprehensive Plan, this chapter, and any other plan, program, or ordinance adopted by the Village?
- The proposed conditional use does not, in its proposed location and as depicted on the required site plan, result in a substantial or undue adverse impact on nearby property, the character of the neighborhood, environmental factors, traffic factors, parking, public improvement, public property or rights-of-way, or other matters affecting the public health, safety, or general welfare, either as they now exist or as they may in the future be developed as a result of the implementation of the provisions of this chapter, the Comprehensive Plan, or other plan, program, map or ordinance adopted by the Village?
- Does the proposed conditional use maintain the desired consistency of land uses, land use intensities, and land use impacts as related to the environs of the subject property?
- Is the proposed conditional use located in an area that will be adequately served by, and will not impose an undue burden on, any of the improvements, facilities, utilities, or services provided by public agencies serving the subject property?
- Does the potential public benefits of the proposed conditional use outweigh potential adverse impacts of the proposed conditionals use, after taking into consideration the applicant's proposal and any requirements recommended by the applicant to ameliorate such impacts?


Applicant Acknowledgement

To the best of my knowledge, I certify that the information provided on this application and accompanying documents are true and accurate. I also understand that submitting this application authorizes the Zoning Administrator or his/her designee to enter onto the property for the purposed outlined operation.



Applicant


Date


Owner


Date


Prepared By


Date

FOR OFFICE USE ONLY:

Application Received _____ Check # _____

Plan Commission:

Meeting Date _____ Recommendation: Approved / Denied

Renewal Recommendation: 1 year 2 year 3 year 4 year 5 year

Conditions (see attached)

The proposed conditional use for Lot 1, Lot 2, and Lot 4 of CSM 3/22/2024

We propose using the land for Residential Agricultural Uses such as keeping personal hobby farm animals i.e. horses/ponies, sheep, cows, ducks, chickens. Upon approval there would be adequate shelters built as required under Village Ordinances for such animals as well as securely fenced grazing pastures. At this time there are 2 horses and 4 ducks that will be moved to the property. We are aware of the animal unit description in the Village Ordinances.

(1) Is the proposed conditional use in harmony with the comprehensive plan, this chapter, and any other plan, program, or ordinance adopted by the village?

We rezoned the parcels to RR2 in May to conform with neighboring parcels according to the Future Land Use Map. The current zoning of neighboring parcels is AR, RR5, RR2 M2 and SF. Agricultural Use is permitted in RR5 and RR2 as “conditional use” with a Conditional Use Permit.

Under Chapter 200-15 : Keeping animals B. Horses, mules, ponies, donkeys, cows, pigs, goats, sheep, or chickens shall be allowed only in those areas as allowed by chapter 520, Zoning, of the Code of the Village of Kronenwetter.

(2) The proposed conditional use does not, in its proposed location and as depicted on the required site plan, result in a substantial or undue adverse impact on nearby property, the character of the neighborhood, environmental factors, traffic factors, parking, public improvement, public property or rights-of-way, or other matters affecting the public health, safety, or general welfare, either as they now exist or as they may in the future be developed as a result of the implementation of the provisions of this chapter, the Comprehensive Plan, or other plan, program, map or ordinance adopted by the Village?

The Proposed Conditional Use does not pose any adverse impacts on nearby properties, health, safety or wellbeing of neighboring areas. We fully intend to meet the requirements of Village Zoning and Animal Ordinances, as well as County’s Animal Waste Management Ordinance and Livestock Facilities Licensing Ordinance. A Conditional Use Permit will not be detrimental to the neighboring properties. There are green barriers/shrubs and trees that give a natural boundary line for adjacent parcels. Most adjoining properties are zoned RR-5 and AR which both have Permitted Agricultural Uses.

(3) Does the proposed conditional use maintain the desired consistency of land uses, land use intensities, and land use impacts as related to the environs of the subject property?

In compliance with the Zoning Ordinances, the Conditional Use will not pose any problems for the neighboring properties or their ability to improve/develop under the permitted uses in these zoning districts.

(4) Is the Proposed Conditional Use located in an area that will be adequately served by, and will not impose an undue burden on, any of the improvements, facilities, utilities, or services provided by public agencies serving the subject property?

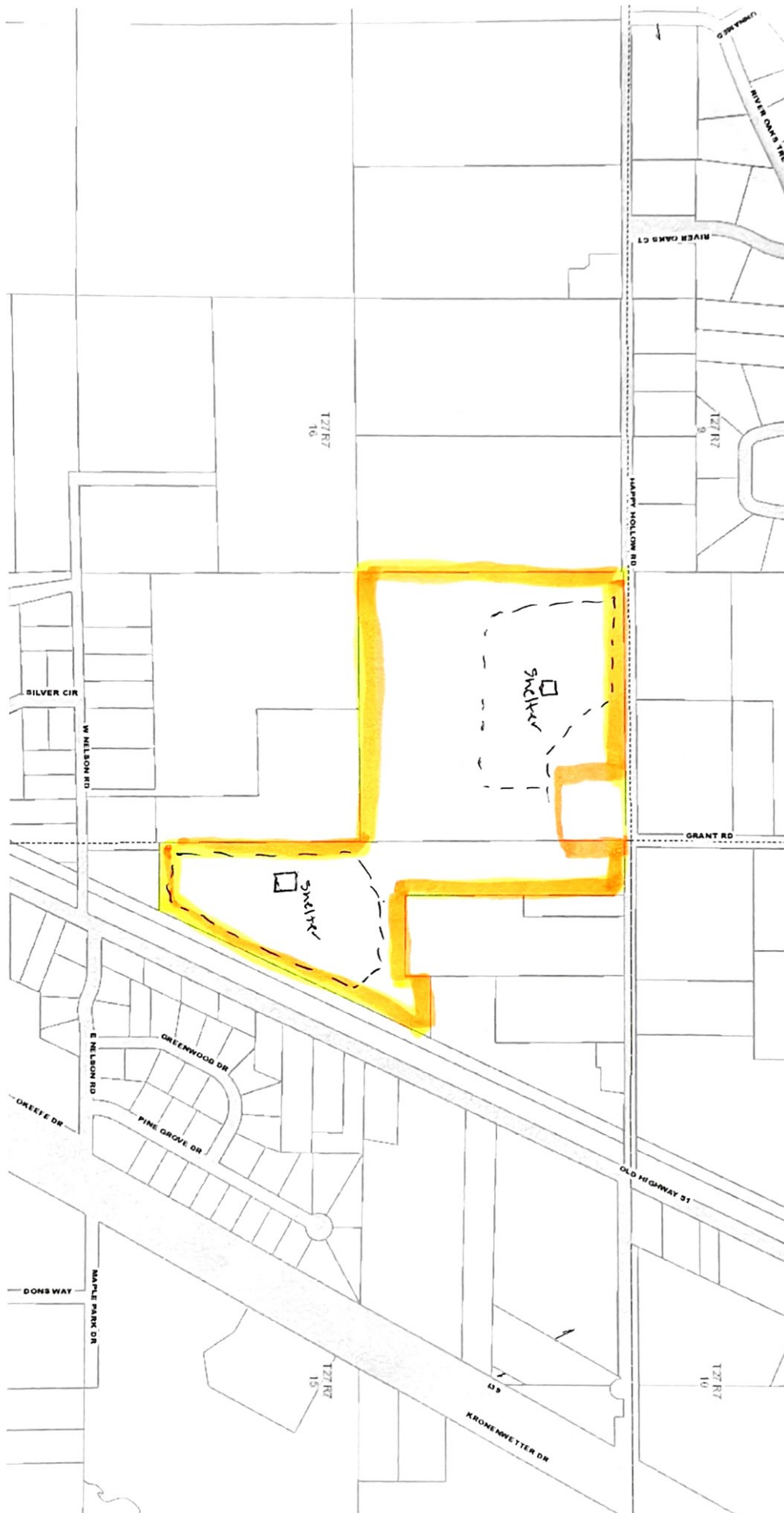
The proposed conditional use is located where it will not cause undue burden on improvements, facilities, utilities, or services provided by public agencies serving the subject property. There is road access through the existing driveway on Happy Hollow Rd. We will be responsible for well and private onsite wastewater treatment system.

(5) Does the potential public benefits of the proposed conditional use outweigh potential adverse impacts of the proposed conditionals use, after taking into consideration the applicant's proposal and any requirements recommended by the applicant to ameliorate such impacts?

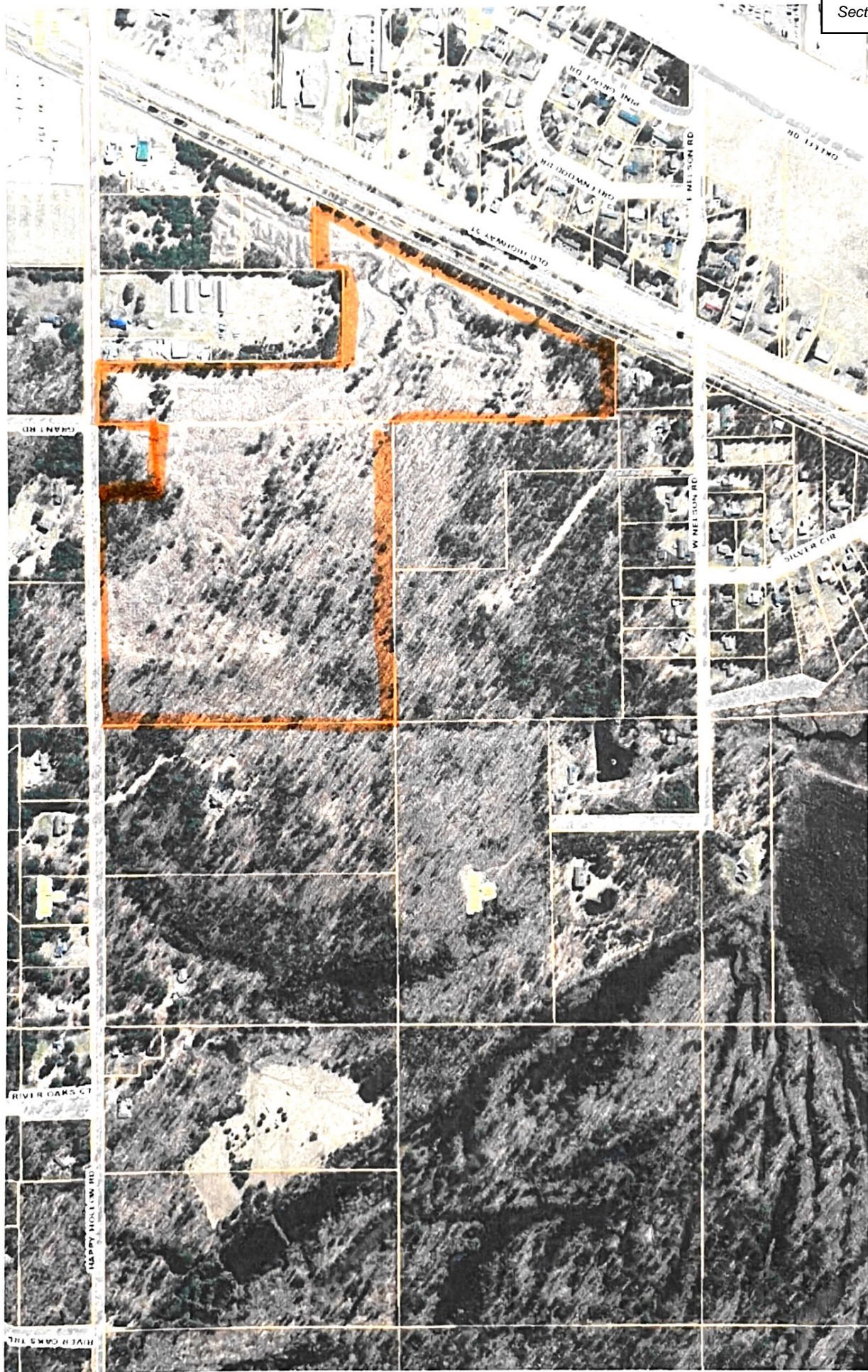
The proposed Conditional Use of agricultural activities and second principal building does not have any adverse impacts to the public or surrounding area.

Of part of the Northwest 1/4 of the Northwest 1/4, part of the Southwest 1/4 of the Northwest 1/4 of Section 15 and part of the Northeast 1/4 of the Northeast 1/4 of Section 16, Township 27 North, Range 7 East, Village of Kronenwetter, Marathon County, Wisconsin.





Fence



DEAN PROHASKA, HAPPY HOLLOW LOTS 1, 2 AND 4 CONDITIONAL USE PERMIT

STAFF REPORT FOR PLAN COMMISSION

PUBLIC HEARINGS/ MEETINGS:

Plan Commission Public Hearing:
Village Board Meeting

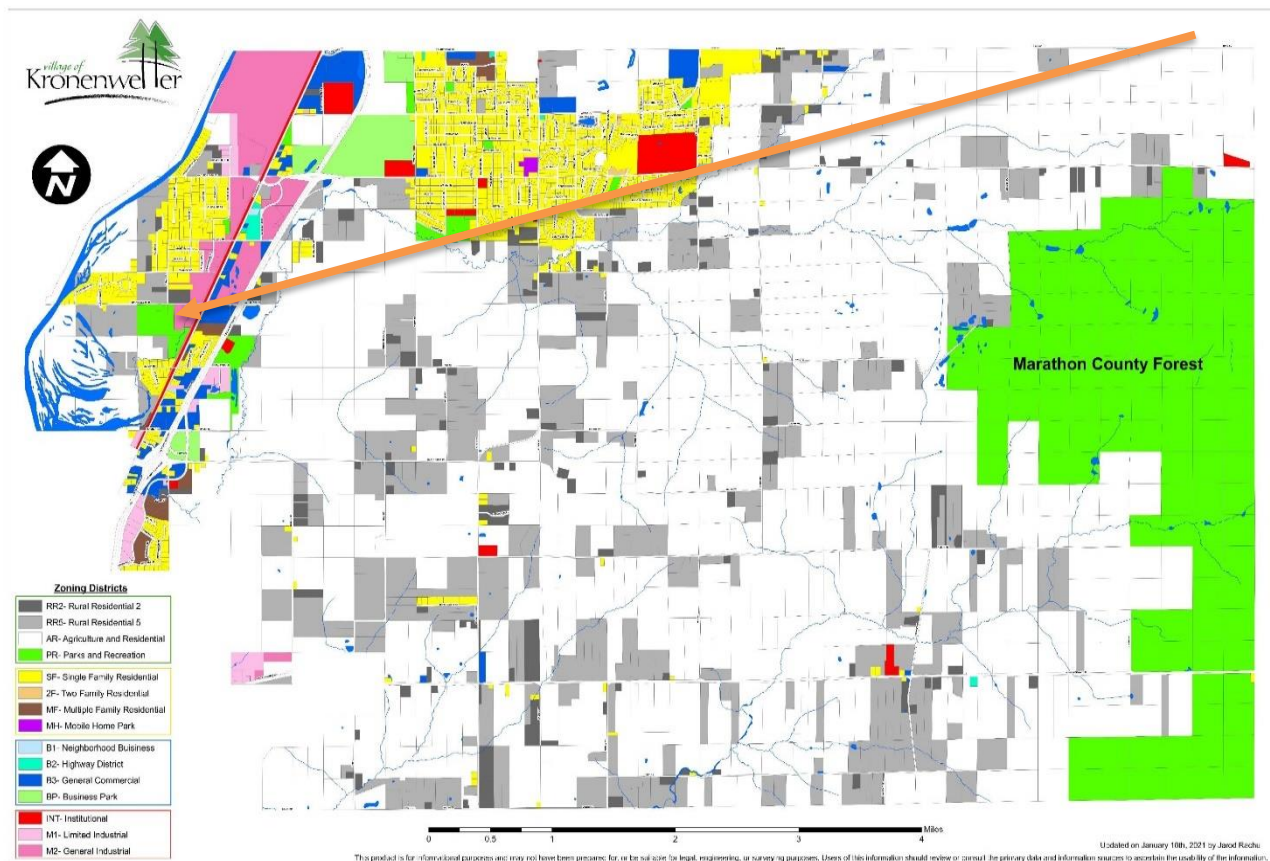
6:00 p.m. July 15, 2024
6:00 p.m. July 22, 2024

APPLICANT:

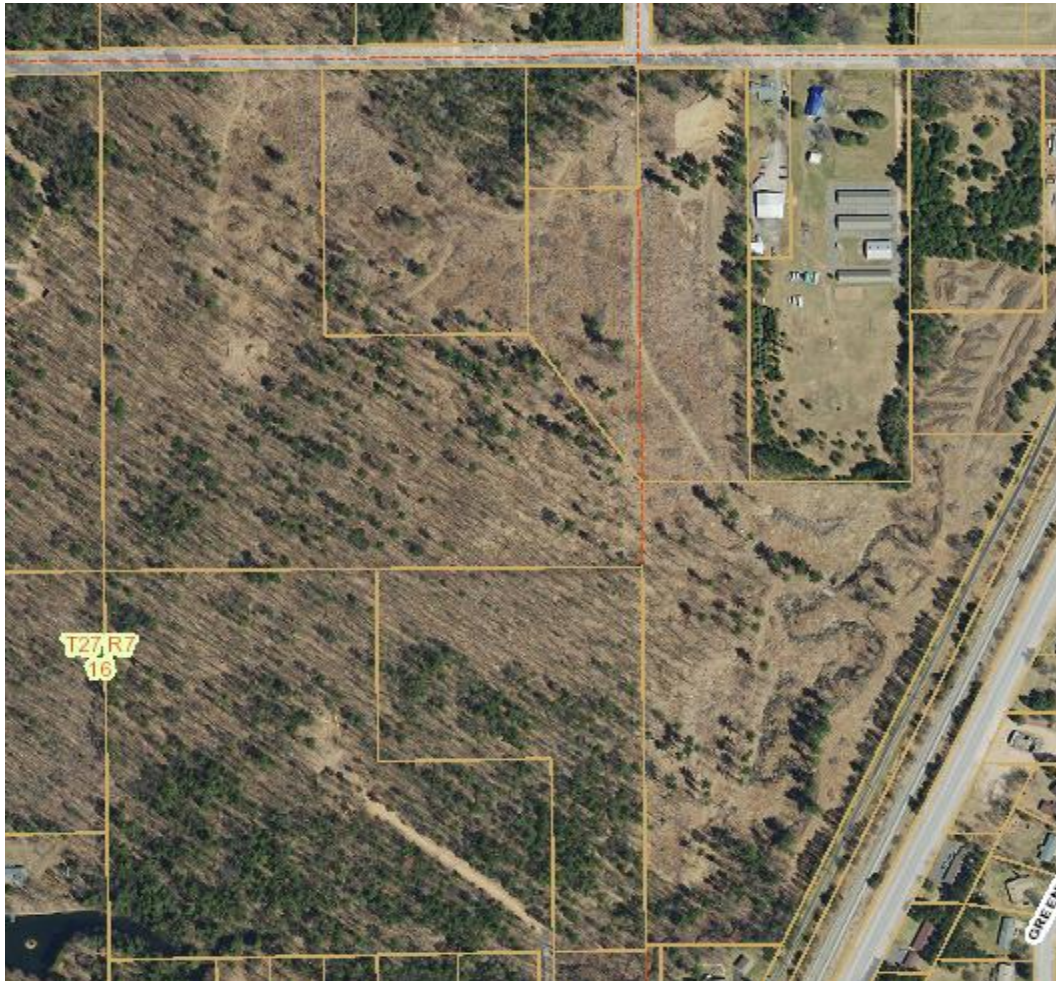
Dean Prohaska
999 Happy Hollow Rd
Kronenwetter, WI

LOCATION OF REQUEST: LOTS 1, 2 and 4 Happy Hollow Rd, Kronenwetter WI 54455 (See Map 1)

VILLAGE OF KRONENWETTER OFFICIAL ZONING MAP

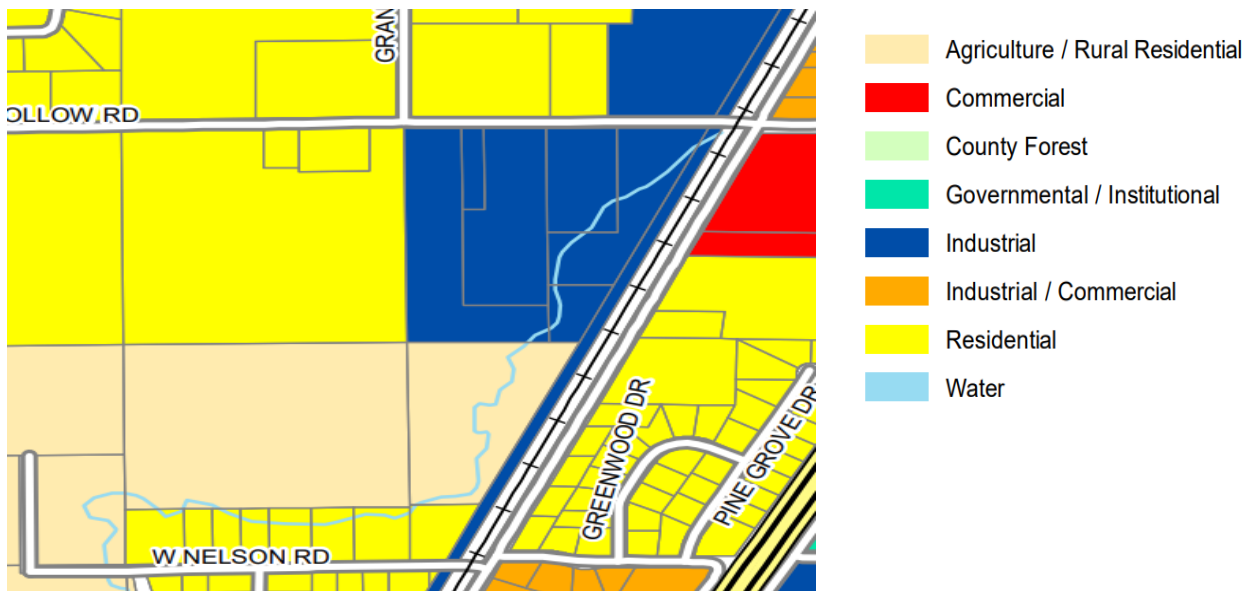


Map 1: Location Map
(Source Data: Village of Kronenwetter Zoning Map)



Map 2: Aerial Photo
(Source Data: Marathon County GIS)

The property was rezoned from Parks and Recreation (PR) to Rural Residential 2 (RR2) on May 13, 2024.



Map 3: Comprehensive Plan Future Land Use
(Source Data: Village of Kronenwetter)

**LEGAL DESCRIPTION
OF PROPERTY:**

Lot 1: SEC 16-27-07 PT NE 1/4 NE 1/4 & PT W 1/2 NW 1/4 SEC 15-27-07 – LOT 1 CSM #19807 DOC #1898790 Village of Kronenwetter, Marathon County, Wisconsin.

Lot 2: SEC 16-27-07 PT NE 1/4 NE 1/4 - LOT 2 CSM #19807 DOC #1898790 Village of Kronenwetter, Marathon County, Wisconsin.

Lot 4: SEC 16-27-07 PT NE 1/4 NE 1/4 & PT NW 1/4 NW 1/4 SEC 15-27-07 – LOT 4 CSM #19807 DOC #1898790 Village of Kronenwetter, Marathon County, Wisconsin.

ZONING:

Rural Residential 2 (RR2) Zoning District

ACREAGE:

61.71 Acres

LEGAL NOTIFICATION:

A legal advertisement was published in the *Wausau Daily Herald* on Monday, July 1, 2024, and Monday, July 8, 2024. Notice of the proposed Conditional Use Permit request was sent by regular mail to adjacent property owners within 500 feet of the subject property.

PROPOSED CONDITIONAL USE: *Keeping of Farm Animals on Residential Lots.*

**DEVELOPMENT
PATTERN (AND
ZONING):**

Subject Property: RR2
 North: RR2 & RR5
 South: AR, RR5 and SF
 East: M2
 West: RR5

INTRODUCTION

The applicant wishes to keep farm on lots 1, 2 and 4. Keeping of Farm Animals in a Rural Residential 2 (RR2) zoning district requires a Conditional Use Permit.

RECOMMENDED MOTION

Make a recommendation to the Village Board to grant the Conditional Use Permit to keep farm animals on Lots 1, 2 and 4 based on the material submitted in the application and related documents.

FINDINGS OF FACT CONDITIONAL USE

No conditional use shall be recommended by the Village Plan Commission unless such commission shall find:

1. Is the proposed conditional use in harmony with the Comprehensive Plan, this chapter, and any other plan, program, or ordinance adopted by the Village?

This parcel was recently zoned RR2 (Rural Residential 2). Adjoining parcels are designated on the Future Land Use Map as Future Residential, Agricultural/Rural Residential and Industrial. An Agricultural Use is a permitted use in Agricultural/Rural Residential. The current zoning of the adjoining parcels is AR (Agricultural Residential), RR5 (Rural Residential 5), RR2 (Rural Residential 2), M2 (General Industrial) and SF (Single Family Residential). An Agricultural Use is a permitted use in Agricultural Residential and a "conditional use" in RR5 and RR2.

The current ordinance allows Agricultural Uses, with an approved Conditional Use Permit in RR2 and RR5. One of the activities listed as an Agricultural Use is keeping farm animals. Chapter 200-15. - Keeping animals B. Horses, mules, ponies, donkeys, cows, pigs, goats, sheep, or chickens shall be allowed only in those areas as allowed by chapter 520, Zoning, of the Code of the Village of Kronenwetter.

2. The proposed conditional use does not, in its proposed location and as depicted on the required site plan, result in a substantial or undue adverse impact on nearby property, the character of the neighborhood, environmental factors, traffic factors, parking, public improvements, public property or rights-of-way, or other matters affecting the public health, safety, or general welfare, either as they now exist or as they may in the future be developed as a result of the implementation of the provisions of this chapter, the Comprehensive Plan, or any other plan, program, map, or ordinance adopted by the Village?

The proposed Conditional Use request for the Agricultural Use of keeping farm animals will not be detrimental to or endanger the public health, safety, morals, comfort, or general welfare. By meeting the requirements of the Village Zoning and Animal Ordinances, County's Animal Waste Management Ordinance and Livestock Facilities Licensing Ordinance, the granting of the conditional use permit will not be injurious to the use and enjoyment of other property in the immediate vicinity for the purposes already permitted, nor substantially diminish and impair property values within the area. The parcel is

vegetated in areas providing natural buffers between adjacent properties. Finally, the majority of the property that abuts this parcel is zoned RR5 or AR. Agricultural Uses are conditional uses and permitted uses respectively in these districts.

3. Does the proposed conditional use maintain the desired consistency of land uses, land use intensities, and land use impacts as related to the environs of the subject property?

By meeting the requirements of the Zoning Ordinances, the conditional use will not impede the normal and orderly development and improvement of the surrounding properties for uses permitted in these zoning districts.

4. Is the proposed conditional use located in an area that will be adequately served by, and will not impose an undue burden on, any of the improvements, facilities, utilities, or services provided by public agencies serving the subject property?

The proposed conditional will be adequately served by, and will not impose an undue burden on, any of the improvements, facilities, utilities, or services provided by public agencies serving the subject property. There is an existing driveway access to the property from Happy Hollow Road. The property owner will be responsible for a Private Onsite Wastewater Treatment System (POWTS) and Private well.

5. Do the potential public benefits of the proposed conditional use outweigh potential adverse impacts of the proposed conditional use, after taking into consideration the applicant's proposal and any requirements recommended by the applicant to ameliorate such impacts?

The proposed Conditional Use for Keeping Farm Animals does not have any adverse impacts on the surrounding area or the public.



Report to Village Board

Agenda Item: Discuss and Possible Action: Ambulance Quote and Purchase Agreement

Meeting Date: July 22, 2024

Referring Body:

Committee Contact:

Staff Contact: Theresa O'Brien, Fire Chief

Report Prepared by: Theresa O'Brien, Fire Chief

AGENDA ITEM: Review ambulance quote and Ambulance Purchase Agreement

OBJECTIVE(S): Review ambulance quote and approve purchase agreement

HISTORY/BACKGROUND: A quote was received for a new ambulance available for delivery November 2025, Purchase Agreement with no money needed until delivery of equipment. Purchase agreement will need to be signed in order to guarantee equipment. Cancellation clause has been added to the purchase agreement.

This quote includes the following:

The price below *includes*:

- Layout to match the attached drawings
- HD bumper / grill guard with LED fog lights
- Air horns
- Stryker Power-LOAD, Power Pro 2 cot, and stair chair
- UV-C air sterilization unit
- Delivery from the factory to dealer's office & Delivery from dealer to your station
- Orientation on the new vehicle by Pomasl Fire at your station
- Local Service through Pomasl Fire

\$ 378,018.00 Proposal Price

Pricing Breakdown:

The following is the breakdown for the pricing for the ambulance, Power-LOAD, cot, etc.

\$ 319,623.00	Demers MXP170 Ambulance, F450 Gas chassis
(\$ 3,500.00)	Ford municipal discount
\$ 27,425.00	Stryker Power-LOAD cot loading system
\$ 29,995.00	Stryker Power Pro 2 power cot
\$ 4,475.00	Stryker 6252, Stair pro tracked manual stair chair
\$ 378,018.00	Total

Original amounts for the same equipment included in Ambulance Proposal:

Ambulance (new) - \$350,000

Stryker Power Cot Loading system: \$28,000

Stryker Power Cot: \$32,550

Stryker Power Pro Stair Chair \$4500.00

Total \$415,050.00

Savings of \$37032 – To order same ambulance and equipment today would increase the cost to approximately \$405,000.00 and delivery estimated October 2026.

PROPOSAL:

Section 6, Item K.

RECOMMENDED ACTION:

Approve the quote and approve signing the purchase agreement with Pomasl Fire Equipment, Inc as presented.

ATTACHMENTS: Ambulance purchase agreement, Ambulance proposal letter, Proposal Summary, Ambulance Specs



Purchase Agreement

Date: July ____, 2024

DEALER: Pomasl Fire Equipment, Inc.
P.O. Box 267
1918 Neva Road
Antigo, WI 54409

PURCHASER: Village of Kronenwetter
1582 Kronenwetter Drive
Kronenwetter, WI 54455

MANUFACTURER: Demers Ambulances, model MXP170, Type I Ambulance

This **Purchase Agreement** is entered into by and between the above named **DEALER** and **PURCHASER** for the following:

Including: Chassis: X Body: X Equipment: X

The PURCHASER agrees to pay the DEALER the sum below per the proposal dated June 25, 2024 for a Demers Ambulances model MXP170, Type I Ambulance, to be built on a Ford F450 gas chassis.

➤ Demers model MXP170, Type I Ambulance	\$ 319,623.00
➤ Less Ford municipal discount	(\$ 3,500.00)
➤ Stryker model 6390, MTS Power-LOAD cot loading system	\$ 27,425.00
➤ Stryker model 650705550001, Power Pro 2 power cot	\$ 29,995.00
➤ Stryker model 6252, Stair Pro tracked manual stair chair	\$ 4,475.00
➤ Balance due upon delivery of the vehicle to the purchaser	\$ 378,018.00

Payment Terms: 100% payment due at final delivery at your station.

Lead time for delivery: The ambulance is a stock unit that is already on order. The ambulance is scheduled to be completed in early December 2025.



Cancellation / Termination: In the event this Agreement is cancelled or terminated by the PURCHASER before completion, DEALER may charge a cancellation fee. The following charge schedule based on costs incurred may be applied: (a) 0% of the Purchase Price after order is accepted and before July 1, 2025; (b) 10% of the Purchase Price after October 1, 2025, and; (c) 25% of the Purchase Price once the completed ambulance arrives at the DEALER location. The cancellation fee will increase accordingly as the ambulance progresses closer to and through manufacturing and completion. DEALER endeavors to mitigate any such costs through the sale of the ambulance to another purchaser; however, PURCHASER shall remain liable for the costs incurred by the DEALER through the sales process. If PURCHASER elects to cancel the order, a letter on Village letterhead needs to be sent to the DEALER. DEALER will then review timeline and may or may not incur the cancellation fee.

The PURCHASER agrees that any modifications in the form of additions to and or deletions from the specifications made during the manufacture of the vehicle or prior to delivery, at the request of the PURCHASER, shall be considered and computed into the final balance; and the final payment adjusted, in accordance with such changes.

Unless otherwise noted herein, the Purchase price agreed to is net F.O.B. 1582 Kronenwetter Drive, Kronenwetter, Wisconsin. All customer payments including final payment must be made directly to the DEALER - Pomasl Fire Equipment, Inc.

The title does not pass to the PURCHASER until the purchase price is paid in full. The vehicle will not be turned over to the PURCHASER unless proof of insurance is provided.

All applicable sales and excise taxes now, or hereafter, imposed upon the sale of the items specified herein shall be paid by the PURCHASER.

DEALER:	PURCHASER:
POMASL FIRE EQUIPMENT, INC.	VILLAGE OF KRONENWETTER

Authorized Signatures:

_____ Kevin Pomasl or Dan Pomasl Vice President or President	_____ Name # 1 – Sign Above the Line
--	---



Pomasl Fire Equipment, Inc.

Date Signed:

Name # 1 – Print Name Above Line

Title:

Date Signed:

Name # 2 (if necessary) – Sign Above the Line

Name # 2 (if necessary) – Print Name Above
Line

Title:

Date Signed:

Name # 3 (if necessary) – Sign Above the Line



Name # 3 (if necessary) – Print Name Above
Line

Title:



Date Signed:

Proposal Summary

Reference: QUO0000009219 **Rev:** 2
Purchaser: Pomasl Fire Equipment
Contact: Kevin Pomasl

Opportunity: Pomasl Stock - MXP170 F450 gas
Account: Pomasl Fire Equipment
Contact: Kevin Pomasl
Delivery: 1918 Neva Road
Address: Antigo, WI 54409

Sales Contact: Kevin Pomasl
Mobile: 715-610-4210
Phone: 715-623-7454

Name	Specifications
Type I - MXP170	
 	Overall Length: 311"
	Overall Width: 95"
	Overall Height: 110"
	Headroom: 72"
	Wheelbase: 192"
	Total height of vehicle may differ according to chassis and suspension

Sales Options by Category

10-Base (BAS)

Item Number	Name/Description	Quantity
BAS-DRW-11	Drawing Required Drawing Required	1.00
BAS-PLA-12	TYPE I - MXP170 TYPE I - MXP170	1.00
BAS-TYP-11	Type I - Pick up Type I - Pick up	1.00

11-Chassis (CH*)

Item Number	Name/Description	Quantity
CHP-FRD-00	Conversion Ford F450 Chassis Cab Conversion Ford F450 Chassis Cab	1.00
CHP-FRD-27	Ford F450 XLT Super Duty Ford F450 XLT Super Duty Gas Chassis Cab <ul style="list-style-type: none"> 4X4 7.3L 2V DEVCT NA PFI V8 Gasoline Engine Wheelbase 193" GVWR (Gross vehicle weight rating) 16,500 Lbs. 	1.00

- Movable pedals
- 8.0" touch screen in chassis dash
- SYNC4
- Aluminum wheels
- Dual under hood batteries

CHP-RCA-00 **Regular chassis cab** 1.00
Regular chassis cab

12-Suspension (SUS)

Item Number	Name/Description	Quantity
SUS-LIQ-11	LiquidSpring™ Suspension Type I Compressible Liquid Adaptive Suspension System, is a smart suspension systems. Liquid-based struts and an on-board processor provide better handling and control, and a smoother, softer ride. The reduced vehicle vibration increases comfort.	1.00

13-Module (MOD)

Item Number	Name/Description	Quantity
MOD-ALU-14	MXP170 Ambulance Module Ambulance Module Structure / Door Structure and Accessories	1.00

170" long ambulance body x 95" wide with 72" interior headroom

Advanced Safety Testing per attached specifications:

- Ambulance will meet all North American Testing requirements (both USA and Canada) to provide superior strength and safety
- Cabinet Structural testing, up to 13,000 lb. pull test
- Passenger and safety restraint load test, 5,100 lb. pull test
- Safety seat test, 5,035 lb. pull test
- Main cot retention, 5,034 lb. pull test
- Safety net, 3,080 lb. pull test
- Grab rail pull testing, 500 lbs.
- Static load test – side
- Static load test – roof
- Sound level testing of patient interior and cab interior
- Climate control testing to AMD requirements: both heating and cooling

Drop Skirts:

On **both sides** of the ambulance module, there shall be a **6" drop skirt**.

Lifetime Structural Warranty

Lifetime Cabinet Warranty

SR00173905 **Additional Insulation Package** 1.00
Additional layer of insulation (in addition to standard) to provide two layers of insulation for Super Heat/Cold retention.

Also install **sound deadening** over rear wheel, behind rear wheel, and under module in specific areas to reduce exterior sounds from entering patient area

Super insulation package significantly increases heat/cold retention in patient area and reduces exterior sounds from entering patient area to provide superior comfort for

medics and patients.

- ADDITIONAL LAYER OF 1 IN FIBRE GLASS INSULATION (IN ADDITION TO STANDARD 1 IN INSULATION) FOR A TOTAL OF 2 IN. INCLUDES SOUND DEADENING OVER WHEEL WELLS AND ABSORPTIVE MATERIAL INSIDE WHEEL OPENING

14-Module Configuration (MCF)

Item Number	Name/Description	Quantity
MCF-CC1-11	C1 Door, ALS Access and Battery Location First door on curbside (C1) for In/Out ALS compartment access Battery slide out sealed compartment under ALS with conversions batteries installed. Sealed storage area.	1.00
MCF-CC2-11	C2, Curbside Entry Door, with Opening Window Side entry door on curbside (C2) for patient compartment access, with flush-mounted automotive-style window. <ul style="list-style-type: none"> - Demers specific flush mounted window that <u>does not leak salt</u> - Lock / Unlock door switch installed on side entry door - Emergency release latches installed on top and bottom door latch 	1.00
MCF-CC3-11	C3 Door, Storage Exterior Compartment Third door on curbside (C3) for backboard or other storage.	1.00
MCF-CC3-13	Stair Chair Location, Two (2) Adjustable Shelves C3 with center backboard divider and stair chair location forward of divider with pocket in the door and two (2) adjustable shelves above stair chair location Retaining safety belt for backboard in C3 compartment – full width to secure both backboards and stair chair.	1.00
MCF-CC3-22	Third door (C3) Compartment In/Out Access Third door (C3) Compartment In/Out Access	1.00
MCF-RDR-13	A1 and A2, Rear Entry Doors, with Defrost Two (2) rear entry doors for patient compartment access, each with its individual exterior door handle. Includes frameless flush-mounted tinted windows and defrost feature. <ul style="list-style-type: none"> - Demers specific flush mounted windows that <u>do not leak salt</u> - Lock / Unlock door switch installed on right rear entry door - Liquid Spring override switch installed on right rear entry door - Emergency release latches installed on top and bottom door latch 	1.00
MCF-SS1-11	S1 Door, Main Oxygen Exterior Compartment First door on streetside (S1) for main vertical oxygen cylinder.	1.00
MCF-SS2-15	S2 Door, Storage Exterior Comp Second door on streetside (S2) for equipment storage for MXP170.	1.00
MCF-SS2-16	Full-Depth Shelf, One (1), Adjustable One (1) full-depth, adjustable shelf in S2 compartment.	1.00

MCF-SS2-13	REMOVED – Stair Chair Holder on Compartment Door Stair chair holder on S2 compartment door.	1.00
MCF-ELE-11	E Door, Electrical Exterior Compartment Upper door (E) for electrical panel access.	1.00
MCF-SS3-12	S3 Compartment, Equipment Storage, In/Out Access Third door on streetside (S3) for equipment storage, with interior/exterior access.	1.00
MCF-SS3-13	Full-Depth Shelves, Two (2), Adjustable Two (2) full-depth, adjustable shelves in S3 compartment.	1.00
MCF-CML-12	High-Intensity LED Tube Lighting High-intensity LED lighting installed in all exterior compartment LED light to illuminate Side entry doorsteps	1.00

15-Lighting (LGT)

<i>Item Number</i>	<i>Name/Description</i>	<i>Quantity</i>
LGT-FSL-14	Turn Signal Arrows, Amber (2), LED Two (2) amber turn-signal arrows, installed on the front of the module. Whelen M6 series (6 x 4) LED lights.	1.00
LGT-LSL-14	Turn Signal Lights, Amber (2), LED Two (2) amber turn-signal lights, over the rear wheels. Whelen M7 series (7 x 3) LED lights.	1.00
LGT-RSL-18	Third Upper Brake Light, LED Third upper brake light at rear of module. Whelen M6 series (6 x 4) LED light.	1.00
LGT-RSL-24	Rear Step Plate: Turn Signal Light, Brake, Reverse Two (2) LED red brake Two (2) LED amber turn lights Two (2) LED white reverse lights - installed in rear step plate, Round LED lights.	1.00
LGT-RSL-27	Turn Signal Arrows, Mid-Height, Amber (2), LED Two (2) amber turn-signal arrows, installed at mid-height on the rear of the module. Whelen M9 series (10 x 6) LED lights.	1.00
LGT-TPL-11	Marker Lights, Amber (7) and Red (7), LED Seven (7) front upper center and corner amber LED marker lights. Seven (7) rear upper center and corner red LED marker lights.	1.00
LGT-TPL-12	Marker Lights, Two (2) rear mid-height red LED Two (2) rear mid-height red LED marker lights.	1.00
SR00173897	Fog Light Pre-Wire Pre-wire for future fog lights: switch in console with wiring routed to and tied up behind center of front bumper	1.00

16-Emergency and Working Lights (EWL)

Item Number	Name/Description	Quantity
EWL-ACC-15	Dimmer switch for Emergency lights Dimmer switch for emergency lights	1.00
EWL-BEZ-11	Chrome bezels Chrome bezels	32.00
EWL-Upgrade	Whelen M-Series Upgrade All the warning lights upgraded to Whelen M-Series warning lights with a LIFETIME WARRANTY .	1.00
EWL-FWD-20	Emergency Lights, (7) on Front Body Seven (7) emergency lights installed on the front of the module - Whelen M9 series (10 x 6) LED lights. <ul style="list-style-type: none"> - Red / White / Red / White / Red / White / Red - The center white M9 light will be programmed to a 'Pinwheel' pattern 	1.00
EWL-GRL-19	Lights in Front Grille, Red (2), White (2) Four (4) Whelen TLI* LED warning lights to be installed on the front of the apparatus. <ul style="list-style-type: none"> - Two (2) red upper grill lights - Two (2) white lower grill lights with Wig Wag flash pattern. 	1.00
EWL-ITC-14	Intersection Lights, Clear/Red (2), LED Two (2) clear/red intersection lights with turning priority . Whelen M7 series (7 x 3) LED lights installed on the chassis fenders above the front wheels.	1.00
EWL-LTI-12	Emergency Lights, Red (2), LED, Over the Rear Wheels Two (2) white/red emergency lights, intermediate side mount above the rear wheels. Whelen M7 series (7 x 3) LED lights.	1.00
EWL-LTS-18	Four (4) red LED lateral emergency lights (M9) Four (4) red lateral emergency lights (two (2) on each side). Whelen M9 series (10 x 6) LED lights.	1.00
EWL-LTS-20	Scene Lights, Four (4), Clear LED, (M9) Four (4) side facing LED scene lights (two (2) on each side). Whelen M9 series (10 x 6) LED scene lights.	1.00
EWL-RER-17	Emergency Lights, Red (2), LED, Rear Corners Two (2) red rear emergency lights at upper rear corners. Whelen M9 series (10 x 6) LED lights.	1.00
EWL-RER-18	Emergency Lights, Amber (2), LED Two (2) rear upper amber lights. Whelen M6 series (6 x 4) LED lights.	1.00
EWL-RER-19	Loading Lights, Two (2), LED Two (2) rear loading lights. Whelen M6 series (6 x 4) LED lights.	1.00
EWL-RER-20	Emergency Lights, Red (2), LED, Addt'l, Window Hgt Two (2) additionnal red lights at window height. Whelen M9 series (10 x 6) LED lights.	1.00

EWL-INT-11	Emergency Lights on Inside of Doors, One (1) each One red emergency light on each compartment and entry door inside panel. Total of eight (8) round LED lights.	1.00
SR00173884	Grill Lights, Ship Loose Install wiring and connectors on all four grill lights and ship loose for dealer to install. Dealer will be installing a custom front bumper grill guard and wants to install lights after installing the grill guard	1.00
SR00173895	Warning Lights Above Rub Rails Whelen ION T-series lights with chrome bezels installed above rub rails for warning lights - R/W/R/W	1.00

17-Audible Warning System (WRN)

Item Number	Name/Description	Quantity
WRN-BUA-11	Back-Up Alarm Back up alarm (97dB) with override switch.	1.00
WRN-SIR-17	Siren Whelen 295HFSC9 dual tone. Upgrade to Siren Whelen 295HFSC9 dual tone with plug-in (removable) microphone.	1.00
WRN-SPK-11	Whelen SA315 Series Speakers Whelen SA315 series speakers is a compact speaker meeting SAE Class A requirements when paired with Whelen 100-watt siren amplifier.	1.00

18-Exterior Vehicle features (VFT)

Item Number	Name/Description	Quantity
VFT-ACC-12	Wheels valve stem extensions Braided Stainless Steel Valve Stem Extensions installed	1.00
VFT-CHP-13	Rear Tow Hooks Two (2) tow hooks are installed in the rear step plate.	1.00
VFT-FUL-11	Fuel Fill A full tank of fuel will be provided at delivery to your station.	1.00
VFT-MIR-11	OEM exterior mirrors Keep OEM exterior mirrors	1.00
VFT-MOP-11	Module Rub Rails, Aluminum Aluminium rub rails on module sides.	1.00
VFT-MOP-12	Module Corner Protectors, Stainless-Steel Stainless-steel protectors on module corners.	1.00
VFT-MOP-13	Module Wheel Trims, Fiberglass Formed fiberglass wheel trimming on module.	1.00
VFT-MOP-14	Undercoating Protection Undercoating protection for module and chassis.	1.00

VFT-MOP-15	Rear Wheel Mud Guards Mud guards on module for rear wheels.	1.00
VFT-PLT-11	License Plate with Light Surface mounted license plate location with LED light.	1.00
VFT-STP-11	Cab Steps, Anti-Skid Material with Mud Guards Anti-skid 'Grip Strut' chassis running board steps. Includes mud guards for front wheels.	1.00
VFT-STP-12	Rear Step Bumper, Retractable Center Section Anti-skid 'Grip Strut' rear flip up step with Diamond plate corner bumper pods and Rubber dock bumpers.	1.00

19-Convenience (CNV)

Item Number	Name/Description	Quantity
CNV-ACC-13	Valet Switch in Front Grille The power lock hidden unlock switch is located on the back of the front grille, on the driver's side half portion of the grille. It allows to unlock all doors of the vehicle but cannot lock the doors.	1.00
CNV-ACC-15	Demers Fast Idle Demers fast idle is generated by the multiplex module, it allows fast charging of the batteries by the engine when specific conditions are met.	1.00
CNV-CAM-11	Black Back-Up Camera Zone Defense standard back-up camera with build-in audio support and infra-red night vision.	1.00
CNV-CAM-12	Black Dome Interior Camera Zone Defense dome interior patient area camera with build-in audio support and 120 degree viewing angle.	1.00
CNV-CAM-16	7 inches Monitor RearView Safety 7" backup digital LCD monitor is a stand-alone monitor and cable kit that connects to camera installed on your vehicle.	1.00
CNV-LCK-11	Anti-Theft System The anti-theft allows medic to leave the vehicle with the keys with the engine running to keep the vehicle at the ideal operating temperature. It protects against theft by running off the engine if the vehicle moves.	1.00
CNV-LCK-12	ECOSMART Anti-Idling System The ECOSMART Anti-Idling System automatically stops the engine and restarts the engine of the vehicle in idling conditions. The ECOSMART Anti-Idling System is managed by the Demers Electronic Multiplex System (DEMS).	1.00

21-Paint and Decals (DEC)

Item Number	Name/Description	Quantity
DEC-PNT-11	Tri-Star Urethane Paint All exposed metal surfaces that are not plated or stainless steel shall be cleaned and	1.00

prepared and shall be painted or coated. The paint or coating, including any primer, shall be applied in accordance with the manufacturer's recommendation. The paint used shall be from Tristar, a high built polyurethane surface over epoxy primer application using one (1) acid stabilizing treatment. This paint is preferred by the purchaser as it has a durable lifespan, is resilient to harsh climates and remains pliable even in its hardened state to prevent cracking and chipping from normal ambulance body torsion.

The paint process will consist of two (2) coats of primer and two (2) topcoats. The primer will be an epoxy/polyamide strontium chromate primer boasting excellent impact and chemical resistance designed specifically for the aerospace industry's high-performance requirements.

The base primer coat will need to pass the following tests, with testing documentation:

Impact Resistance: No flaking or cracking when subjected to 40-inch pounds direct impact or a 40-inch pounds reverse impact.

Hardness: Pencil Hardness 2H minimum.

Fuel Resistance: Withstands immersion of Jet A1 Fuel for 14 days at ambient temperatures without showing any defects. After a 24-hour recovery period, the primer regains its pretest hardness.

Lubricating Oil Resistance: Withstands immersion in lubricating oil at 25° C for 14 days without showing any softening, blistering, or loss of adhesion.

Hydraulic Fluid Resistance: Withstands immersion in Skydrol hydraulic fluid without showing any defects for 30 days.

Salt Spray Resistance: With a scribed film at an angle of 6°, it exhibits no blistering, lifting of the primer, or substrate corrosion after exposure to 5% salt spray following ASTM B117 on treated aluminum substrate 3000 hours.

Water Resistance: No blistering or loss of adhesion after 14 hours immersion in distilled water at ambient temperature. Will regain its pretest hardness after a recovery period of 24 hours.

The manufacturer's paint facility shall be free of dust and contaminants that could have an adverse effect on the paint finish. The manufacturer's paint facility shall also be certified to apply the paint specified.

The aluminum structure shall be prepared by thoroughly washing the aluminum body with wax and grease remover, preferred product is PPG DX440.

The surfaces shall be sanded smooth. All sand and dust shall be removed with air when sanding is complete and rewashing with PPG DX-440.

A pre-treatment shall be used for better adhesion. This pre-treatment is a phosphoric acid base, non-flammable and specifically designed for aluminum substrate. The process of using a non-flammable phosphoric acid involves removing any surface contaminants, then chemically preparing a clean surface. This process increases the

overall surface area, promote adhesion, enhanced corrosion, and blister resistance.

A two (2) stage epoxy primer layering process shall be applied to the module and all painted components. This primer stage is critical to the adhesion of the paint and shall be necessary to the paint process. A 1.5 mil of Starprox primer application shall be used. After adequate drying time, a second layer of the Starprox primer shall be applied. When completed, the finished primer layer shall be two (2) layers thick and shall be sanded smooth to a surface grade of 9 or 10. If during the sanding process the primer is partially removed and the aluminum is no longer covered by the primer layer, a primer layer must be added in the exposed area. This application allows for superior adhesion to the module body.

The finish coat shall be applied and be allowed to dry for the paint manufacturers recommended amount of time. A second finish coat shall be applied. All imperfections shall be sanded; the finish shall be free of any runs, fisheyes, and other paint blemishes

- **5-year / 180,000-mile paint warranty – 100% coverage** for defects and corrosion for full five (5) years. We have been a dealer for 10-years and to date, we have had **ZERO paint warranty claims.**

The ambulance body will be painted **WHITE** to match the chassis.

DEC-PNT-17	REMOVED Custom Paint Module to match OEM chassis color Module to be painted RED with urethane and clear coat to match OEM chassis ordered RED (includes module roof RED) - Ambulance body will be painted white	1.00
GRAPHICS	Graphics Allowance – Dealers Supplied A graphics allowance of \$ 7,500.00 is included for the future design and installation of graphics and lettering.	1.00

22-Drivers Compartment (CAB)		
Item Number	Name/Description	Quantity
CAB-ACC-17	Glove Storage in Cab OEM Door Panels, Loose Gloves Glove storage compartment in OEM door panels for loose gloves.	1.00
CAB-CON-11	Floor-Mounted Console with control Floor-mounted console in front cab.	1.00
CAB-CTR-13	Control Center with Switches and Touch Pad Control center with rocker switches with LED backlit pictograms will be installed in the floor mounted console. - Full function of warning lights and patient area from cab via touch screen and rocker switches	1.00
CAB-CON-14	Armrests, Driver and Passenger, Individual Individual driver- and passenger-side armrests on sides of floor-mounted console.	1.00
CAB-LGT-15	Blank removable panels Blank removable panels will be installed in the cab console for the future installation of the mobile radio and other customer supplied equipment. Panels will be easily	1.00

removable with four screws. Panels will be movable to allow for a custom order per the customer's needs.

CAB-CON-15	Cup Holders, Dual, in Floor-Mounted Console Dual cup holders in floor-mounted console.	1.00
CAB-CON-29	Map bin storage (Dual) - Floor Console Map Bin Storage with Dual (2-slotted sections) - Floor Console	1.00
CAB-LGT-11	Cab headliner with Reading Lights, Red/Clear (2) Two (2) clear and red overhead LED reading lights.	1.00
SR00173887	Holder in cab console Install small square misc. item holder in cab console. Install in same plate as siren control head. Install on the right side of the siren control head.	1.00
SR00173899	REMOVED Glove box, (4), cab console Install 4 place glove box holder in the cab console rear of the map storage bin.	1.00

23-Curbside Configuration (CRB)

Item Number	Name/Description	Quantity
	<p>The overall cabinet structure shall consist of interlocking extrusions. Extruded framework shall provide the structural integrity of the cabinets as well as creating the individual cabinet sections. These extrusions shall be custom fit and CNC cut to form the cabinet configuration. All cabinet extrusions shall incorporate a rounded edge to give an aesthetically pleasing appearance as well as providing a smooth, safe surface for the crew member. Mitered box framed cabinetry will not be accepted as a mitered corner produces sharp edges and potential gaps. Each interlocking extrusion joint shall be attached by two (2) hex machine bolts into the extrusion via a tap and die holes. These fasteners shall lock the cabinet frame structure into place and shall prevent the cabinet sections from twisting. Cabinet inserts shall be placed on the lip of the extrusion and shall be fixed with an adhesive as well as mechanically fastened into position. This structure alone shall resist to the pull test, the structural integrity of the cabinetry is not reliant on the interior storage cavity.</p> <p>All cabinets shall be easy to clean, impervious to soap, water, body fluids, and disinfectants and shall be mildew resistant.</p> <p>The compartment and closure device of the doors must meet KKK-A-1822F Change Notice 10 compliant to meet: SAE J3058 - Ambulance Interior Storage Compartment Integrity. The SAE J3058 explains dynamic and static testing procedures for evaluating the integrity of the cabinet and cabinet latch integrity standard, which will ensure cabinets retain rated equipment up to 40 lbs.</p>	
CRB-CON-18	Front curbside cabinet with squad bench. Front curbside cabinet with a 2- seat position squad bench will be installed on the curbside. <ul style="list-style-type: none"> - Two (2) slide out drawer facing the cot. - Slide Out sharps and waste facing the cot below the above drawers. - Second patient securement brackets will be provided and shipped loose with retaining straps 	1.00

CRB-CON-22	Convert tilt-out into drawer Drawer with waste (size) & sharps (1L) containers inside forward curbside cabinet. Deletes standard tilt-out.	1.00
CRB-NET-11	Safety Net Safety net at the head of the curbside configuration, by the side entry door (C2).	1.00
CRB-TEC-11	Full-Length Seat Cushion Full-length, thermoformed, molded seat cushion.	1.00
CRB-TEC-14	Seat Backrest Individual, thermoformed, molded backrests.	3.00
CRB-TEC-23	Seating, Two (2) Passengers, 1-Click, 4-Point 6-Point Safety Belts Seating for three (3) passengers with 6-point safety belts. Space for Flip-down and hands-free opening mechanism.	1.00
FCT-RGT-26	Glove Box Holder - Five (5) Glove Box Holder - Five (5) below curbside upper cabinet	1.00
FCT-RGT-35	Cabinet above the squad bench A curbside cabinet above squad bench shall be installed that is as large as possible to meet 43" headroom requirement. The approximate dimensions shall be 33.50" wide x 9.50" high x 8.50" deep for <u>each cabinet</u> – Total cabinet width of 67.00" wide. Each cabinet will have (2) sliding doors. - LED strip lighting shall be installed.	1.00
SR00173879	Second Patient Brackets, Curbside Second patient brackets and straps above squad bench cabinet for securing backboard / second patient see F19P-460 Pomas! Demo	1.00

24-Streetside Configuration (STR)

Item Number	Name/Description	Quantity
	<p>The overall cabinet structure shall consist of interlocking extrusions. Extruded framework shall provide the structural integrity of the cabinets as well as creating the individual cabinet sections. These extrusions shall be custom fit and CNC cut to form the cabinet configuration. All cabinet extrusions shall incorporate a rounded edge to give an aesthetically pleasing appearance as well as providing a smooth, safe surface for the crew member. Mitered box framed cabinetry will not be accepted as a mitered corner produces sharp edges and potential gaps. Each interlocking extrusion joint shall be attached by two (2) hex machine bolts into the extrusion via a tap and die holes. These fasteners shall lock the cabinet frame structure into place and shall prevent the cabinet sections from twisting. Cabinet inserts shall be placed on the lip of the extrusion and shall be fixed with an adhesive as well as mechanically fastened into position. This structure alone shall resist to the pull test, the structural integrity of the cabinetry is not reliant on the interior storage cavity.</p> <p>All cabinets shall be easy to clean, impervious to soap, water, body fluids, and disinfectants and shall be mildew resistant.</p> <p>The compartment and closure device of the doors must meet KKK-A-1822F Change</p>	

Notice 10 compliant to meet: SAE J3058 - Ambulance Interior Storage Compartment Integrity. The SAE J3058 explains dynamic and static testing procedures for evaluating the integrity of the cabinet and cabinet latch integrity standard, which will ensure cabinets retain rated equipment up to 40 lbs.

STR-ACS-01	<p>Primary action area</p> <p>A counter with a 1.0" lip shall be installed on top of the primary action counter.</p> <p>Two (2) oxygen outlets shall be installed above the counter.</p> <p>A manual bypass valve / oxygen override switch shall be installed next to the oxygen outlets.</p> <p>A manual suction regulator shall be installed above the counter with a Rico suction container will be provided.</p> <p>An angled black panel will be installed below the upper cabinet with rocker switch controls for the dome lights, suction, cabinet lighting, action area light, the inverter control panel, and other functions to duplicate the curbside touch screen controls.</p>	1.00
STR-ACS-24	<p>Suction Recessed Below Counter</p> <p>The suction container will be recess mounted below the counter next to the CPR seat.</p>	1.00
STR-ACS-25	<p>Storage cabinet below action area</p> <p>Storage cabinet below action area with sliding windows. (Reduce storage space inside S2 compartment)</p>	1.00
FCT-LFT-27	<p>Waste container with support bracket</p> <p>Waste container with support bracket, surface mount below the ECC counter. A 3-gallon Rubbermaid S-14491 will be provided.</p> <ul style="list-style-type: none"> - Location as follows: Mount on street wall under ECC counter / storage cabinet - to hold large waste & sharps 	1.00
FCT-LFT-33	<p>Additional sharps container</p> <p>Additional sharps container with bracket.</p> <ul style="list-style-type: none"> - Location as follows: Mount on street wall under ECC counter / storage cabinet - to hold large waste & sharps 	1.00
STR-ACS-27	<p>Cabinet above main counter</p> <p>A large storage cabinet shall be installed above the street side forward primary counter with two sliding doors. The approximate interior dimensions shall be a 42.50" long x 16.75" high x 11.00" deep.</p> <ul style="list-style-type: none"> - One (1) adjustable shelf shall be installed. - Five (5) adjustable dividers shall be installed on the floor of the cabinet. - Five (5) adjustable dividers shall be installed on the shelf. - LED strip lighting shall be installed. <p>Restocking Feature: A piano style hinge shall be securely fastened to the top of the cabinet structure. Two (2) gas struts, one (1) on each side, shall be installed on the side of the cabinet to lift the cabinet's face when the two elbow latches are released. The</p>	1.00

bottom lip of the cavity shall have a door stopper on which a pvc coating is applied to eliminate vibrations of the flip up.

The compartment and closure device of the doors must meet KKK-A-1822F Change Notice 10 compliant to meet: SAE J3058 - Ambulance Interior Storage Compartment Integrity. The SAE J3058 explains dynamic and static testing procedures for evaluating the integrity of the cabinet and cabinet latch integrity standard, which will ensure cabinets retain rated equipment up to 40lbs.

STR-ACS-34	Storage cabinet above CPR seat (not KKK) Additional storage cabinet above CPR seat with flip-up door	1.00
-------------------	--	------

STR-REA-12	CPR Seat A CPR seat will be provided. Seating for one EMT with 1-click, 4-point safety belt, no storage under the seat.	1.00
-------------------	---	------

At the rear of the area will be a standard size counter with a 1.0" lip will be provided.

STR-REA-15	(2) Drawers under the rear counter Two (2) slide out drawers will be installed under the rear counter rear of the CPR seat.	1.00
-------------------	---	------

STR-MED-12	Upper rear interior storage cabinet A large storage cabinet shall be in the upper section towards the rear with two (2) sliding doors. This cabinet shall extend from the CPR seat to rear door area. The approximate interior dimensions shall be a 41.75" long x 16.25" high x 16.00" deep. <ul style="list-style-type: none"> - One (1) adjustable shelf shall be installed. - Five (5) adjustable dividers shall be installed on the floor of the cabinet. - Five (5) adjustable dividers shall be installed on the shelf. - LED strip lighting shall be installed. 	1.00
-------------------	--	------

Restocking Feature: A piano style hinge shall be securely fastened to the top of the cabinet structure. Two (2) gas struts, one (1) on each side, shall be installed on the side of the cabinet to lift the cabinet's face when the two elbow latches are released. The bottom lip of the cavity shall have a door stopper on which a pvc coating is applied to eliminate vibrations of the flip up.

The compartment and closure device of the doors must meet KKK-A-1822F Change Notice 10 compliant to meet: SAE J3058 - Ambulance Interior Storage Compartment Integrity. The SAE J3058 explains dynamic and static testing procedures for evaluating the integrity of the cabinet and cabinet latch integrity standard, which will ensure cabinets retain rated equipment up to 40lbs.

STR-MED-12	Medical Cabinet, Rear Middle, Interior/Exterior Access A storage cabinet shall be in the rear middle section with two (2) sliding doors. This cabinet shall rearward of the section action counter. The cabinet will provide In/out access to the S3 exterior compartment. The approximate interior dimensions shall be a 41.75" long x 16.25" high x 16.00" deep. <ul style="list-style-type: none"> - One (1) adjustable shelf shall be installed. - Five (5) adjustable dividers shall be installed on the floor of the cabinet. 	1.00
-------------------	--	------

- **Five (5) adjustable dividers** shall be installed on the shelf.
- **LED strip lighting** shall be installed.

Restocking Feature: A piano style hinge shall be securely fastened to the top of the cabinet structure. Two (2) gas struts, one (1) on each side, shall be installed on the side of the cabinet to lift the cabinet's face when the two elbow latches are released. The bottom lip of the cavity shall have a door stopper on which a pvc coating is applied to eliminate vibrations of the flip up.

The compartment and closure device of the doors must meet KKK-A-1822F Change Notice 10 compliant to meet: SAE J3058 - Ambulance Interior Storage Compartment Integrity. The SAE J3058 explains dynamic and static testing procedures for evaluating the integrity of the cabinet and cabinet latch integrity standard, which will ensure cabinets retain rated equipment up to 40lbs.

FCT-LFT-17	Glove Box (4) Holders at Rear of Medical Cabinet Recessed holder to contain four (4) gloves box, at rear of medical cabinet next to rear entry door. Restocking via pivoting door. (Glove box not included)	1.00
SR00173888	Adjustable Dividers, Street Side Cabinets Adjustable dividers on bottom of BOTH street side upper cabinets	1.00
SR00173901	Adjustable Dividers, Street side under counter Install adjustable dividers in cabinet under the ECC primary counter	1.00

25-Forward Bulkhead (FWB)

Item Number	Name/Description	Quantity
FWB-DIV-11	Sliding Door Crawl-Through Crawl-through with sliding door on front division to access to the cab. Opening will be approximately 20" wide x the height of the cab to the floor of the patient area.	1.00
FWB-LFT-11	Corner Cabinet, Streetside, Two Adjustable Shelves Corner cabinet on streetside of front wall. Includes two (2) hinged aluminum extruded doors with see through windows <ul style="list-style-type: none"> - Two (2) adjustable shelves - LED strip lighting installed. 	1.00
FWB-LFT-14	Locking Radio Communication Compartment Lockable compartment on street side for radio communication	1.00
FWB-RGT-12	ALS Cabinet – In/Out to exterior C1 door The ALS cabinet shall be made of an aluminum structure with smooth powder coated aluminum cavities and shelves. The upper section shall be accessed via two (2) extruded aluminum doors with Lexan inserts. The doors shall be operated by a cam sliding system in which sliding the knob will release the two (2) plunger bolts located at the top and bottom side of the door. The whole mechanism is to be protected by an aluminum cover on the inside of the door. Approximate dimensions shall be 32.00" wide X 28" tall x 30.25" deep. <ul style="list-style-type: none"> - One (1) adjustable shelf. - LED strip lighting installed. 	1.00

A fixed shelf shall be installed between the upper and lower ALS cabinet.

The lower section shall be accessed via two (2) extruded aluminum doors with Lexan inserts. The doors shall be operated by a cam sliding system in which sliding the knob will release the two (2) plunger bolts located at the top and bottom side of the door. The whole mechanism is to be protected by an aluminum cover on the inside of the door. Approximate dimensions shall be 32.00" wide X 29.25" tall x 30.25" deep.

- One (1) adjustable shelf.
- **LED strip lighting** installed.

SR00173882	Heated Compartment above ALS Cabinet A heated compartment will be located above the front wall ALS cabinet with a hinged swing up door. A digital thermostat will be installed in the head pad above the cabinet.	1.00
FWB-RGT-41	Pull-out tray in bottom ALS (towards the exterior) One (1) pull-out tray in bottom ALS (towards the exterior) to aid in loading & unloading large jump bags or other equipment.	1.00
SR00173883	Adj Shelves in bulkhead cabinet Adjustable shelves in 45-degree angled cabinet	1.00

26-Attendant Seat (AST)

Item Number	Name/Description	Quantity
AST-BSE-11	EVS Swivel Seat Base, Two (2) Positions EVS swivel 360 degrees seat base, locking in two (2) positions, forward and rearward positions	1.00
AST-HRS-12	EVS 1880 3Pts Vac-Formed Seamless Child Seat The EVS 1880 is a vac-form, seamless ambulance attendant's seat. Integrated child restraint system that allows uninjured children weighing between 20-65 lbs to be transported in a five point safety harness. When it is not needed, the child-insert can be folded into the seat and allow an adult to use the seat as a standard attendant's seat	1.00
SR00173898	Rear Facing Seat, ICS, 4-point Install an EVS brand rear facing attendant seat with integrated child seat (ICS) and with PRO4 Four Point Single Click with Four Retractors Comments: EVS 1880 with ICS and 2 Point Swivel Base selected in CPQ - Price for upgrading to PRO4 belting system	1.00

27-Cot Configuration (COT)

Item Number	Name/Description	Quantity
COT-ANC-23	Floor Plate & Pre-wire Power-LOAD - GEN 2 (NEW) Stryker Power-Load floor plate including the pre-wiring for charging feature. No cot fastener included from Demers, Dealer to install.	1.00
COT-POS-11	Center Floor-Mount Cot Configuration Center floor mount cot configuration	1.00

28-Switch Panels

Item Number	Name/Description	Quantity
CAR-CTR-10	Rocker Switch Controls with LED Backlit Pictograms Rocker switch controls with LED backlit pictograms installed on the cab console.	1.00
CAR-AUX-11	Rocker Switch Controls with LED Backlit Pictograms Rocker switch controls with LED backlit pictograms installed street side of the patient area.	1.00
CAR-AUX-11	Rocker Switch Controls with LED Backlit Pictograms Auxiliary Rocker switch controls with LED backlit pictograms installed on the curbside of the patient area.	1.00

29-Oxygen (OXY)

Item Number	Name/Description	Quantity
OXY-NTW-14	Oxygen Outlets, Four (4) Four (4) oxygen outlets. <ul style="list-style-type: none"> - Two (2) in ECC above the street side primary counter - One (1) on curbside above the cabinet - One (1) on the ceiling above the cot 	1.00
OXY-OUT-11	Oxygen Outlet, Quick-Connect Quick-connect style oxygen outlet.	4.00
OXY-REG-12	Oxygen Regulator, Manual, Sensor and Dig. Read-Out Manual oxygen regulator with pressure sensor and digital read-out .	1.00
OXY-REG-13	Oxygen Control Valve, Electronic, Manual By-Pass Electronic oxygen control valve with manual by-pass.	1.00
OXY-SPO-23	Recessed two oxygen cylinders inside squad bench Recessed two oxygen cylinders inside squad bench, mount horizontal ("D-size" only)	1.00
OXY-SPR-11	Universal Vertical Holder for Main Oxygen Cylinder Universal vertical holder for types "K" or "M" main oxygen cylinder in S1 streetside exterior compartment.	1.00

31-Suction (SUC)

Item Number	Name/Description	Quantity
SUC-LOC-11	Suction System location in ECC Main suction system is located in front streetside action area.	1.00
SUC-LOC-13	Suction System Below Action Area (ECC) Suction system recesses below action area (ECC), forward of medical cabinet	1.00
SUC-MOT-11	Thomas high flow vacuum pump Thomas high flow vacuum pump	1.00
SUC-OUT-11	Vacuum outlet QD in action area Vacuum outlet QD Puritan with yellow 5/16" hose 4 ft long	1.00

SUC-REG-11	Vacuum regulator with disposable canister Vacuum regulator with disposable canister	1.00
SR00173880	Bemis Suction Container Install a Bemis 1200 cc suction container with the mounting bracket attached to the right wall of the recessed area so the entire suction container fits inside the recessed area.	1.00

32-Electrical System (ELE)

Item Number	Name/Description	Quantity
ELE-GES-11	Multiplex Electronic Management System	1.00

A 12VDC electrical system shall be added in junction with the OEM system. They shall be isolated from each other, yet they still exchange data. This is achieved by using a multiplex system in combination with a CAN BUS connectivity between the two (2) systems. It reduces the number of wires in the harness, thus reduces the number of welds and connections. Using programmable solid-state devices allows for easy updating and customizing of the vehicle without needing to add relays or modify the wiring system, even at a later stage while the vehicle is in the field. Printed circuit board or, so called "hardwired" electrical systems shall not be acceptable.

The ambulance manufacturer shall have significant experience in installing multiplex and electrical systems. The purchaser is not interested in prototypical or logical systems that are untested or unproven by the ambulance manufacturer. The multiplex system specified here shall be fully developed, tested, in service for at least 15 years and shall be installed on at least 9000 units. Documentation of electrical systems installed, and in-service shall be provided at the purchaser's request.

Electronic Controller Units (ECU)

Multiplexing electrical system shall consist of solid-state electronic controller units mounted in the electrical control panel. Electronic controller units shall act as the central communications system for the entire electrical system. These electrical controller units shall command all electrical components installed by the ambulance manufacturer in the cab and in the patient compartment. Each electronic controller unit shall be self-diagnostic with easy-to-read LED. A CD of the programing and the electrical schematics as well as detailed printed schematics of all components and wiring shall be provided with the completed ambulance.

All Electronic controller units shall be sealed in a weatherproof exterior casing. The ECUs main control panel shall be coated in weather resistant from the factory. All electronic controller units shall be installed in electrical control panel compartment for centralized location.

Electronic controller units shall be programmed using already established automotive communication language. Electronic controller units shall be programmed to communicate and receive signals in the SAE J1939 protocol via the CAN BUS connection. This type of system is preferred to allow for future expansion and. No auxiliary printed circuit boards, circuit breakers or relays shall be needed in future expansion or to assist in the functionality of standard electrical components.

Serviceability

The ambulance multiplexing electrical system shall be designed to be maintained and serviced easily. In the unlikely event of an electrical problem, the ambulance's

electrical system shall be able to be connected remotely to the Internet and shall be able to be diagnosed or reprogrammed by a service technician at the ambulance manufacturer's main facility. This multiplex electrical system shall be proven to be virtually maintenance free. A failure (warranty) rate of less than 1% is required because this agency wishes to purchase an ambulance with the utmost reliability in service. Documentation of warranty claims relating to the electrical system shall be provided to the purchaser upon request.

Wiring

All wiring for the electrical systems shall be stranded copper or copper alloy conductors of a gauge rated to carry 125 percent of the maximum current for which the circuit is protected. Voltage drops in all wiring from the power source to the component shall not exceed 10 percent. All circuits shall be wired in conformance with SAE J1292, Automobile, Truck, Truck-Tractor, Trailer, and Motor Coach Wiring. None of the ambulances electrical wiring and components shall terminate or originate in the oxygen storage compartment except for the oxygen flow control solenoid, compartment light, and switch plunger or trigger device.

Wiring Harness

The ambulance wiring harnesses shall be a continuous run to each electrical component. The ambulance wiring shall contain no splices in the main wiring harness. The terminals on connectors of each end shall be machined crimped. Hand crimped electrical connectors are not permitted by the purchaser as they have been proven to be prone to premature failure and/or irregularities.

All ambulance wiring harnesses shall be enclosed in a plastic loom. This loom shall run from the electronic controller units to each specified electrical component. Instances where conduit must travel through a tube structure, a rubber grommet shall be placed in the hole to prevent premature wear of the plastic loom and/or wiring. All wiring harnesses shall be secured to the roof and walls tube structures with insulated clamping fasteners.

The overall covering of jacketed cables shall be moisture resistant and have a minimum continuous temperature rating of 194°F (90°C), except for cable installations where the wiring may be exposed to higher temperatures. All wiring connections and terminations shall use a method that provides a positive standard connection. Wiring connections and terminations shall be installed in accordance with the device manufacturer's instructions. Wire nut, insulation displacement, and insulation piercing connections shall not be used.

All connections to the electrical components shall include a minimum 6 in. service loop of. All wiring connections shall utilize easy plug-in style connectors.

Wiring Identification

All wiring shall be identified every 6" at a minimum. The wiring identification code shall be the position on the electronic controller unit for easy maintenance and diagnosis. Wiring identification shall be clearly visible and shall be printed on the insulated wire. No stickers will be allowed.

Circuit Protection

Circuits shall be provided with properly rated low voltage overcurrent protective devices. Such devices shall be readily accessible and protected against heat more than

the overcurrent device's design range, mechanical damage, and water spray. Circuit protection shall be accomplished by utilizing fuses, circuit breakers, fusible links, or solid-state equivalent devices.

Wiring Schematics

The complete set of wiring schematics shall clearly identify all wiring locations, routing, and component connection. A sample document shall be available to the purchaser on request to examine the quality of the electrical schematic. All instances of wiring not conforming to the standards established in this document shall be documented at the time of the proposal. Failure to comply with this requirement shall be cause for rejection of the proposal.

Electric Panel

The electrical panel shall be protected by a removable panel or a compartment door. It shall include in addition to the ECUs all block fuses and other electronic devices.

For future upgradability, one (1) extra 15-amp 12VDC circuit breaker shall be provided. It shall be wired and shall be ready for a future programmable function with the multiplexing electrical system.

Grounding

Dedicated grounding locations for all appliances, circuits, etc. shall be supplied. Appliance mounting screws/hardware shall not be used for grounding purposes, nor shall the body of the ambulance be used as a ground location. Star washers or unapproved, untested grounding methods shall not be used.

OEM grounds shall not be used as grounding location for the conversion circuits.

Switching Requirements

Switches, relays, terminals, and connectors shall have a direct current (dc) rating of 125 percent of maximum current for which the circuit is protected.

Voltage Alarm

The multiplex system shall incorporate an audible voltage warning should the system voltage at the battery or at the master load disconnect switch drops below 11.8VDC for a duration of 120 seconds for 12VDC nominal systems.

Load Management

The multiplexing electrical system shall be programmed to automatically shed electrical load should the electrical output rating of the installed alternator drop below a programmed voltage level. Electrical components shall shed in order of priority. External load management systems or load management systems not programmable shall not be considered as the purchaser requires this electrical system to be customizable.

5-year / 180,000-mile electrical warranty, 100% coverage

ELE-ALT-14

Super Auto Eject Power Inlet, 20 Amps, Yellow

1.00

Kussmaul 120 Volts AC, 20 Amps Automatically disconnects shoreline

- Red cover
- **Green indicator light**

ELE-ALT-11	<p>Power Inverter, Xantrex Freedom, True Sine, 2000W</p> <p>A Xantrex Freedom CX power inverter rated for 2000-watts shall be installed in the patient compartment, behind the streetside cabinetry, in a ventilated storage area. The inverter shall be powered via a control panel in the rear attendant console. When this inverter is activated, all 110VAC outlets shall be energized.</p> <p>An inverter integrated battery charger shall be provided for maintaining, in conjunction with the multiplex isolator and the shoreline, OEM and conversion batteries in a fully charged condition when the shoreline is plugged.</p>	1.00
ELE-CON-13	<p>AC Delco Conversion Batteries</p> <p>Two (2) AC Delco batteries shall be installed <i>in addition to</i> the two OEM batteries. The OEM batteries shall not be relocated from their original positions while the additional conversion batteries shall be in a ventilated slide out drawer under the ALS compartment.</p> <p>A programmable multiplex battery isolator shall be installed to separate the chassis batteries from the patient compartment batteries. It shall monitor battery voltage and allow for OEM battery boost by the conversion batteries and full OEM battery charging via the shoreline. The different voltage limits will be programmable. A system comprised of an isolator, boost solenoid and trickle charger shall not be acceptable as this requires more components, cables, and connections.</p> <p><u>NOTE:</u> two (2) Ford OEM Motorcraft batteries will be installed under the hood of the chassis and will be dedicated to the chassis system for starting and chassis functions.</p> <ul style="list-style-type: none"> - Four (4) total batteries to be installed. 	1.00
ELE-CON-14	<p>12vdc Electrical Outlets</p> <p>12VDC power point outlets specified here shall be properly tested and shall be protected with a Schottky-style diode to isolate the medical equipment batteries from other loads. The diode shall be in the electrical panel and shall be wired to the conversion batteries. It shall be designed to handle voltage of at least 48VDC. All wiring to the 12VDC outlets shall be clearly labeled and shall be one (1) continuous run from the diode to the outlet. The locations shall be:</p> <ul style="list-style-type: none"> - One above the primary action counter - One in the upper ALS cabinet - One above the counter rear of the CPR seat 	1.00
ELE-CON-18	<p>Dual USB DC outlet with indicator</p> <p>Dual USB DC outlet with indicator. Details and location are as follows: (1) above ECC main counter</p> <ul style="list-style-type: none"> - above squad bench cabinet - top of cab console 	3.00
ELE-ALT-15	<p>Electrical Outlet, 120V AC with Indicator</p> <p>120VAC outlets shall be energized from the shoreline and/or from the inverter. All 120VAC outlets shall be UL certified, Nema 5-15, clearly identified on the unit, rated to 60Hz and have a pilot light when powered.</p> <p>A 120VAC GFCI shall be installed beyond the shoreline and shall disable all 110VAC outlets when tripped. The GFCI shall be in the rear attendant console for ease of consulting and/or resetting if needed.</p>	1.00

120VAC outlets shall be energized from the shoreline and/or from the inverter if equipped. All 120VAC outlets shall be UL certified, Nema 5-15, clearly identified on the unit, rated to 60Hz and have a pilot light when powered. The outlet locations shall be:

- One street side above the above the primary action counter
- One street side above the second action small counter
- One in the front bulkhead angled cabinet
- One in the upper ALS cabinet
- One in the lower ALS cabinet
- One in the cab on the right side of the cab console
- One curbside above the counter

SR00173909 **Power Strip, cab** 1.00
One (1) power strip on top rear of cab console wired to inverter/shoreline

33-Communication System (COM)

Item Number	Name/Description	Quantity
COM-RAD-14	Radio Communications Compartment A ventilated radio compartment above the cab to body walk-thru with a hinged door should be easily accessible. It shall contain a universal board, Bussmann blade-type fuse panels, and harness. (12V battery feed, ground, ignition).	1.00
COM-RAD-15	Radio Communications Front Console The front console in the driver's compartment shall have a universal board, Bussmann blade-type fuse panels, and harness for radio communication systems It shall contain a universal board, Bussmann blade-type fuse panels, and harness. (12V battery feed, ground, ignition).	1.00
COM-REC-11	Data Recorder Available Signals Data recorder available signals through a universal connector in the electrical compartment.	1.00

34-HVAC (CVC)

Item Number	Name/Description	Quantity
CVC-CLD-11	OEM Tie-In Air Conditioning Unit System The air conditioning unit shall be tie-in to the OEM air conditioning system, cooling the air of the patient compartment through the ducted outlets. The Hoseline evaporator unit shall have a capacity of 580 CFM and cooling capacity of 30,000 BTU. The evaporator shall be installed in the patient compartment above the oxygen compartment. An AC high-capacity filter-drier shall be installed to the inlet of the evaporator to prevent debris and moisture in the system. It shall be accessible by removing the partition ceiling protector. Five (5) round adjustable vents installed at the ceiling with manual closures are installed above the street side cabinet in a padded diffuser and shall project at a downward angle toward the patient and crew. Cold air runs from the front evaporator to the vents through a one-piece angled duct to maximize and regulate air flow. It is	1.00

made of a lightweight material and insulated with high performance insulation to reduce thermal transfers and condensation.

- **Cold air blows out evenly throughout patient area evenly and efficiently cooling the entire patient area**

The patient compartment HVAC system shall be controlled by the driver cab console or the patient compartment, both sides, via the multiplex touch pad or touch screen. The patient compartment temperature shall be monitored by a thermostat incorporated in the multiplexing electrical system.

Additional to the three (3) preprogramed speeds, an automatic mode shall be able to decide between heating, cooling, and fan speed in function of the set temperature versus the patient compartment temperature.

To achieve maximum efficiency and optimization of this system, the fans' speed shall be optimized via **Pulse Width Modulation (PWM)** to allow the heating and cooling system to run at its most effective speed. Adequate room for hose connections and hose lines shall be provided when installing HVAC components. The hoses shall be protected and insulated to optimize performance and longevity. They shall also be clamped every 18" with high strength clips and routed without sharp bends and kinks.

CVC-DIF-11	Air Conditioning Outlets, Round Round outlets for ducted air conditioning unit.	1.00
CVC-HOT-11	Heating Unit The heating unit shall be installed in the patient compartment in a location behind the street side cabinet, in the wheel well area. The heated air shall blow from below the side wall and just above the roll up floor in a cabinet full length aluminum vent. This ventilation system shall blow heat below the patient immediately and circulate upward , also creating a radiator effect as the heated air warms the side wall. The interior ducting shall be designed such that debris or liquids cannot enter vent.	1.00
CVC-VNT-13	Exhaust Fans (2) Two (2) exhaust fans for contaminated air. Activated by front control interface or rear console switch. The system must be able to circulate clean air into the patient area in 100 seconds or less.	1.00
CVC-VNT-15	UV Air Sterilization System The INTERCEPTOR's UVC Germicidal process will destroy airborne pathogens that technicians, drivers, patients and passengers come into contact with. To be installed inside module.	1.00

35-Interior Lights (ILG)

Item Number	Name/Description	Quantity
ILG-PLF-11	LED Dome Lights, Adjustable, Dig. Timer Whelen round Super LED dome lights , Whelen #80C0EHCR, shall be provided in the patient compartment. The dome lights shall be controlled by separate switches for the left bank and right bank of lights. The dome lights shall be activated rocker switches on the cab console and both patient area control panels.	8.00

ILG-GEN-12	Blue LED strip lighting at floor level Blue LED 12V lighting in aluminum channel on both sides of the module for floor lighting	1.00
------------	---	------

36-Grab Handles (GBR)

Item Number	Name/Description	Quantity
GBR-COL-12	Grab Bars Color, Yellow Color of selected grab bars is Yellow.	1.00
GBR-DRS-11	Rear Door-Mounted Grab Bars, 16" x 16" Two (2) door-mounted grab bars, 16" x 16", inside of rear doors (A1 and A2).	1.00
GBR-DRS-12	Curbside Door-Mounted Grab Bar, 12" One (1) door-mounted grab bar, 12" each, on the inside of the side entry door (C2).	1.00
GBR-EMB-11	Embarking Grab Bars, 12" Two (2) entry grab bars, 12" each, mounted inside the patient compartment. One (1) near the curbside entry door, and one (1) near the R2 rear entry door.	1.00
GBR-PLF-11	Ceiling Grab Rails, 90", Two (2) Two (2) ceiling-mounted grab rails, 90".	1.00

37-Finish and Trim (FNS)

Item Number	Name/Description	Quantity
FNS-FLR-15	Altro Reliance 25, Midnight Altro Reliance 25 Midnight floor covering.	1.00
FNS-GRD-15	Safety Yellow Upholstery Yellow vinyl upholstery for safety exit padding covering.	1.00
FNS-GRD-18	Black upholstery Black vinyl upholstery for seat and padding covering	1.00
FNS-PLF-11	Fiberglass Ceiling Fiberglass ceiling in Patient Compartment.	1.00
FNS-STK-11	General Vehicle Identification Vehicle general labels identification.	1.00

38-Functionality (FCT)

Item Number	Name/Description	Quantity
FCT-PLF-11	Radio Speakers, Recessed, Two (2) Two (2) recessed radio speakers.	1.00
FCT-PLF-13	IV Hooks, Recessed in Ceiling, Flexible, Four (4) Four (4) recessed flexible IV hooks in ceiling.	1.00
FCT-RWR-11	Digital Clock, Driver and Step Indicator Lights Digital clock recess mounted into the rear head pad. Clock is designed for road use. Clock is 12vdc direct wire to the ambulance electrical. - Rear step indicator light - Brake indicator light - Turn signal indicator light	1.00

DEALER SUPPLIED ITEMS

- **(2) 5 lb. fire extinguishers with heavy duty vehicle mounting brackets**
 - Installed per customer directions
- **Peacemaker Heavy Duty grill guard will be supplied and installed on the front of the chassis**
- **Fog Lights, Amber LED**
 - Supply and install amber LED fog lights to the Demers pre-wire after the installation of the grill guard
- **Technimount Universal base**
 - Installed per the customer directions
- **Technimount Pro heavy-duty bracket to mount to your defib**
 - This is the bracket that mounts to your defibrillator. The bracket will ship loose with the ambulance
- **Stryker MTS 6390, Power-LOAD cot loading system**
 - Installed in the Demers supplied floor plates
- **Stryker 6507 Power Pro 2 power cot**
- **Stryker 6252 tracked manual stair chair**
- **(3) Flow meters**
 - (2) gravity flow meters for the wall mount oxygen outlets
 - (1) round dial flow meter for the ceiling oxygen outlets
 - Green barb trees are included
- **Dual Air Horns**
 - Dual Buell air horns will be installed on the front of the chassis. A VIAIR compressor kit will be supplied and installed. The compressor will be installed in the S2 compartment on the floor and will be protected with an aluminum cover.
- **Graphics allowance of \$ 7,500.00 is included**
 - The amount will increase by \$ 1,000.00 to a total of \$ 8,500.00 with changing the paint to White
- **A \$ 5,000.00 allowance is included to supply an dinstall misc. equipment as determined later.**
-
- **Delivery to your station in Boyceville, Wisconsin**
- **Full tank of gas fuel upon delivery**
- **Orientation by the dealer**
- **Mobile Service by dealer with three mobile service vehicles**

CPQ quote: QUO0000009219 Rev: 1

Date & revision: 2023-09-28 rev.0

General exterior with custom paint	page 2
Top exterior with custom paint	page 3
Curbside exterior	page 4
Streetside exterior	page 5
Front & rear exterior	page 6
Curbside interior wall	page 7
Streetside interior wall	page 8
Front interior wall	page 9
Rear interior wall	page 10
Floor view	page 11
Ceiling view	page 12
Front console	page 13
Rear consoles	page 14
Floor console details	page 15

DISCLAIMERS

Section 6, ItemK.


Demers makes every effort to maintain the accuracy and quality of the information provided in these drawings. However, Demers cannot guarantee and assumes no legal liability or responsibility for the accuracy or completeness of the information provided. The information contained in these drawings is for general guidance only. You should always develop your quote and send to Demers for engineering validation to the feasibility of the custom options according to the specific configuration required by the customer.

Should there be any discrepancies between the CPQ configurator, the CPQ quote or sale sheet and these drawings; the CPQ configurator, the CPQ quote or sale sheet will take precedence. These drawings are subject to change by engineering during the construction process of the vehicle. Dimensional data for information only. The copyright of all content in these drawings is owned by Demers and/or the various manufacturers of our equipment. These drawings in part or whole cannot be changed, reproduced, stored in or transmitted onto any website or social media without the prior written consent from Demers.

MXP170E - Ford F450



General exterior with custom paint




Top exterior with custom paint

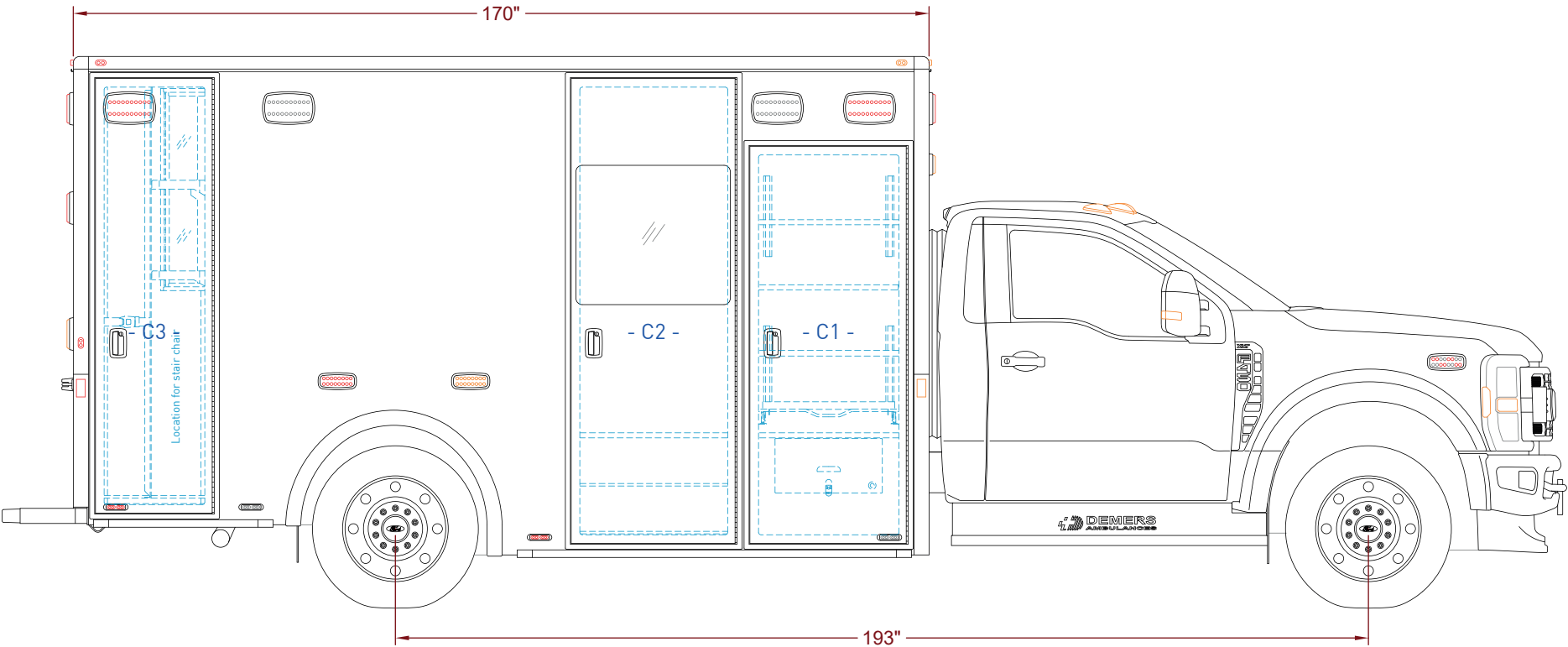
Date: 2023-09-28 rev.0

Scale:
Draft:

Section 6, Item K.

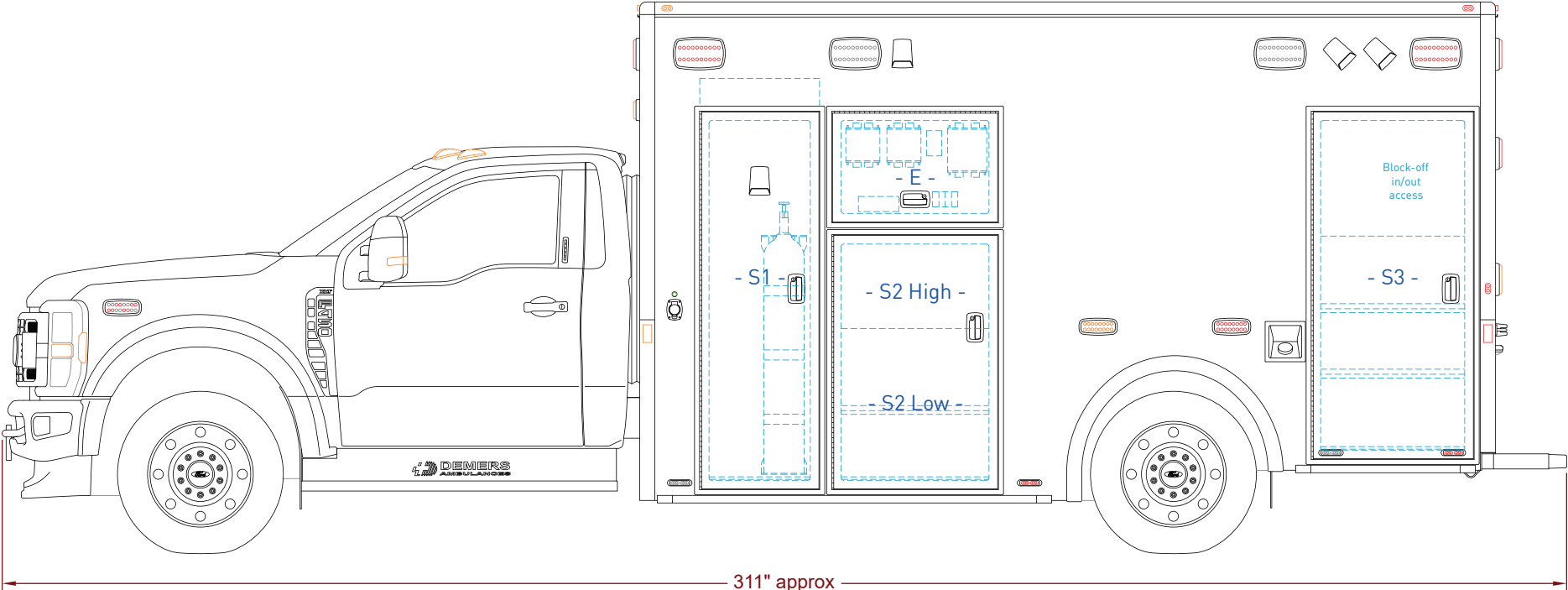


Curbside exterior



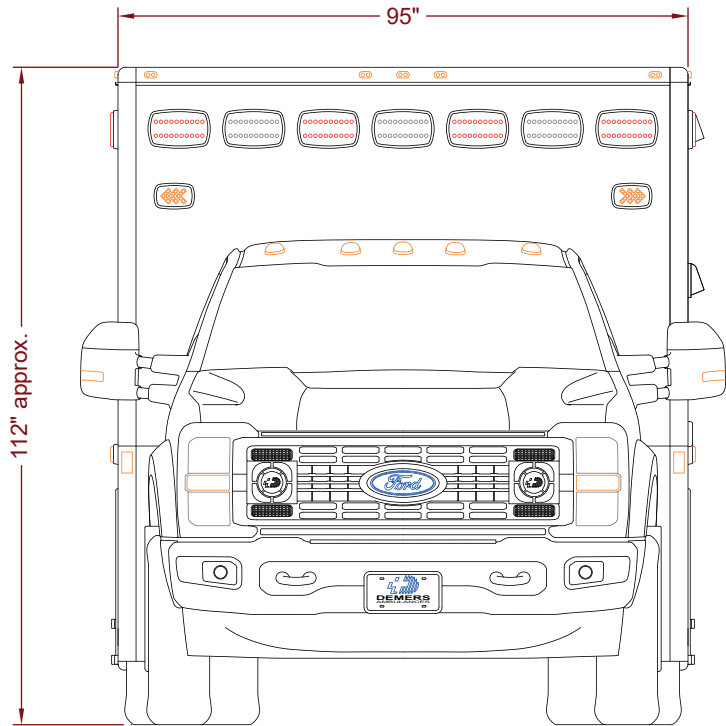
Compartment	Opening L x H	Interior dimensions L x H x D
C1	27.75" x 55.75"	30.25" x 57.25" x 32.00"
C2	29.25" x 88.75"	-
C3	20.00" x 82.75"	20.75" x 84.25" x 18.50"

Streetside exterior



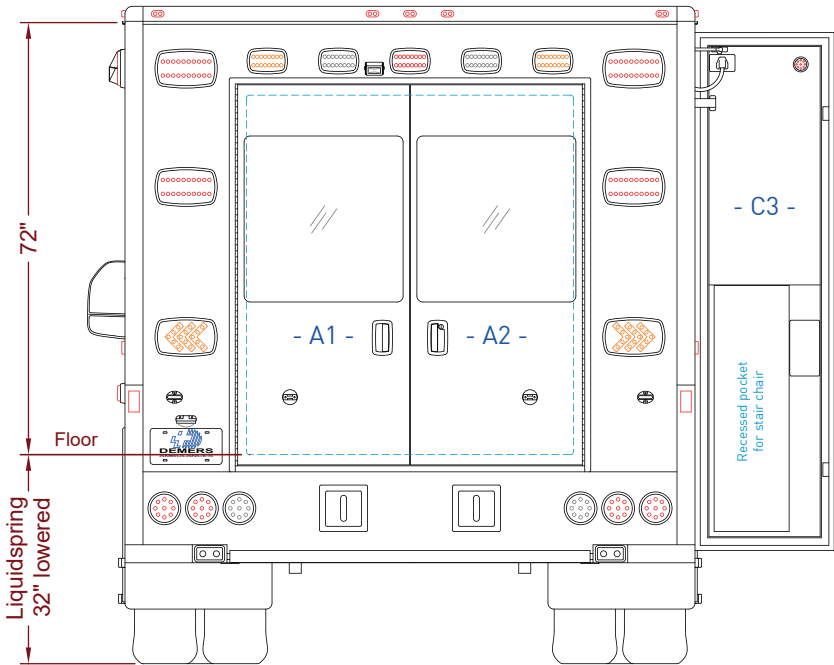
Compartment	Opening L x H	Interior dimensions L x H x D
S1	20.25" x 71.50"	23.75" x 79.50" x 18.00"
S2	29.25" x 47.00"	High: 32.25" x 17.25" x 8.00" Low: 32.25" x 30.00" x 13.50"
S3	28.50" x 65.50"	33.25" x 42.00" x 17.50"
E	29.25" x 18.50"	-

Front & rear exterior



Note

The total height of the vehicle can be different according to chassis and suspensions

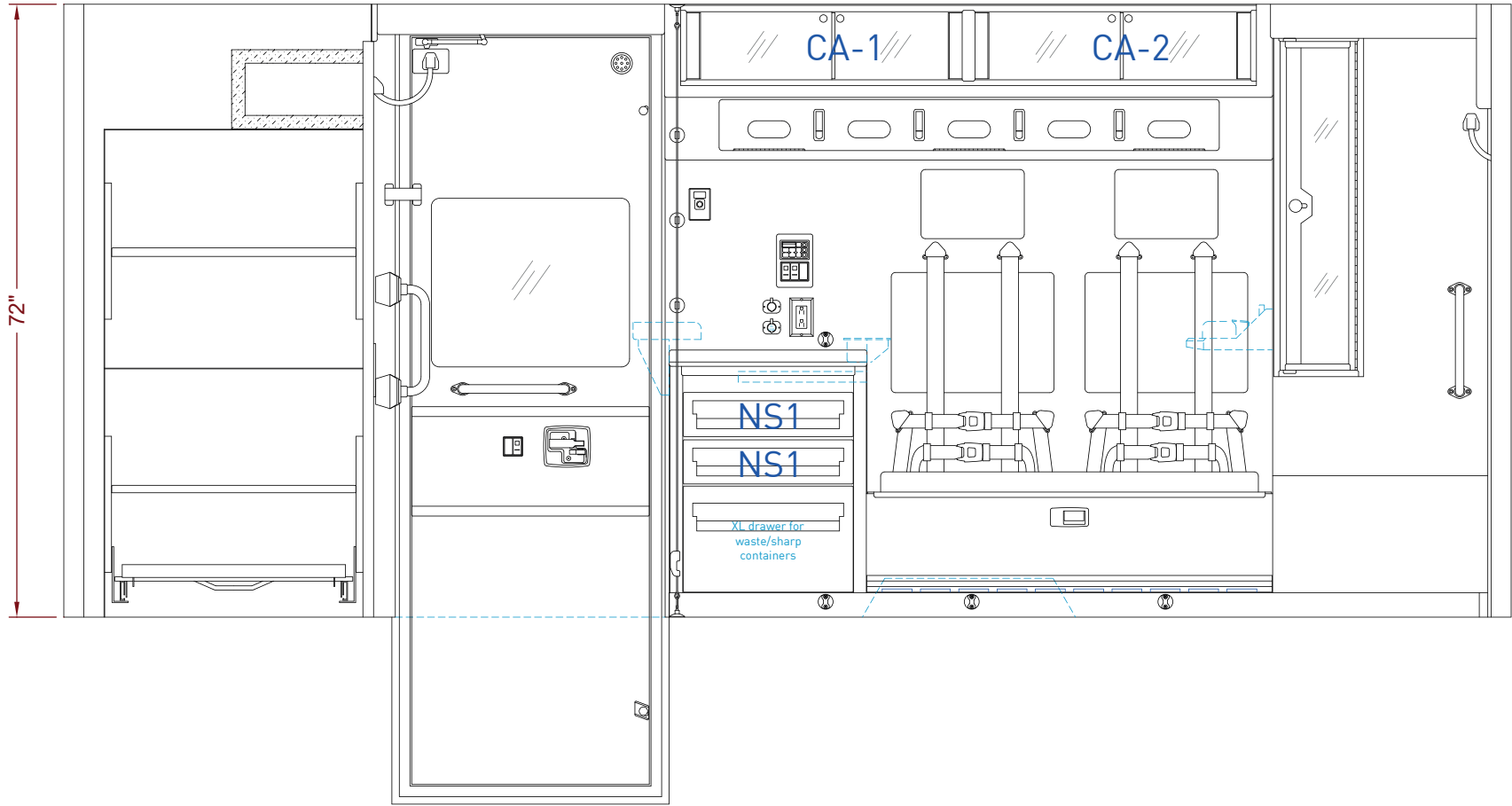


Note

The rear loading height of the vehicle can be different according to chassis and suspensions

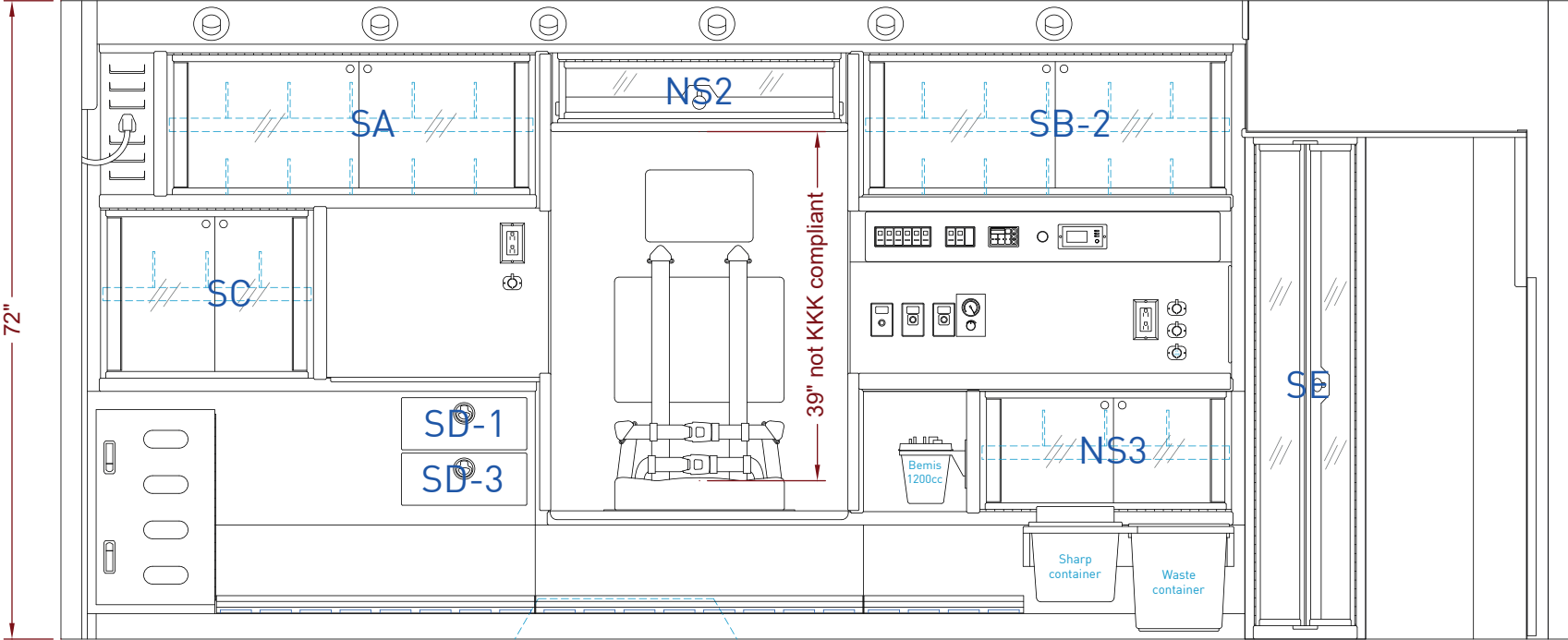
Compartment	Opening L x H	Interior dimensions L x H x D
A1 & A2	54.50" x 59.75"	-

Curbside interior wall



Compartment	Opening L x H	Interior dimensions L x H x D
Storage cabinet -CA-	32.25" x 8.00"	33.50" x 9.50" x 9.25"
Storage drawer -NS1-	-	17.00" x 4.00" x 18.00"

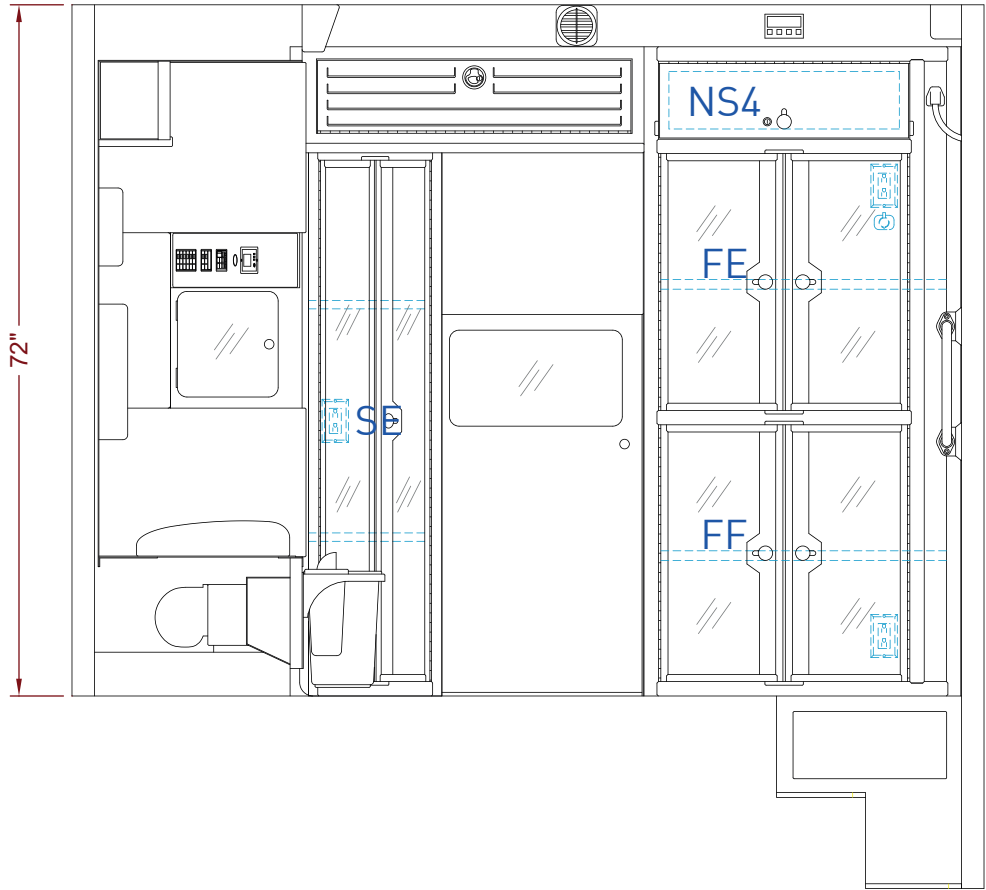
Streetside interior wall



Compartment	Opening L x H	Interior dimensions L x H x D	Compartment	Opening L x H	Interior dimensions L x H x D
Storage cabinet -SA-	41.50" x 16.00"	42.50" x 16.75" x 16.00"	Storage drawer -SD-	-	12.00" x 4.50" x 12.50"
Storage cabinet -NS2-	31.50" x 6.75"	32.00" x 8.00" x 6.00"	Storage cabinet -NS3-	28.25" x 13.50"	29.25" x 14.75" x 11.00"
Storage cabinet -SB-	41.50" x 16.00"	41.75" x 16.25" x 11.00"	Storage cabinet -SE-	16.50" x 54.25"	*25.50" x 57.25" x *15.75"
Storage cabinet -SC-	24.00" x 19.25"	25.00" x 20.25" x 16.00"			

*The provided dimension is the maximum possible due to the angular configuration of the cabinet.

Front interior wall



Compartment	Opening L x H	Interior dimensions L x H x D
Heated comp. -NS4-	26.00" x 8.00"	24.00" x 6.00" x 13.75"
High ALS comp. -FE-	26.00" x 26.75"	32.00" x 28.00" x 30.25"
Low ALS comp. -FF-	26.00" x 26.75"	32.00" x 29.25" x 30.25"

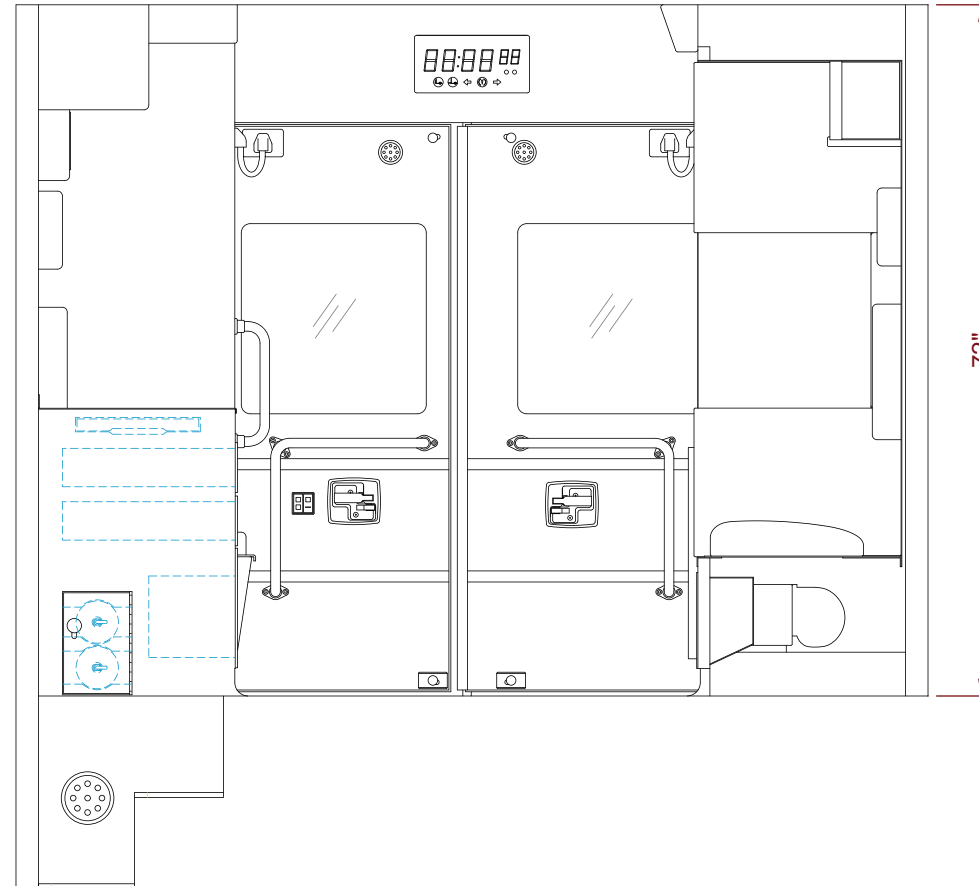
Rear interior wall

Date: 2023-09-28 rev.0

Scale:

Draft:

Section 6, Item K.



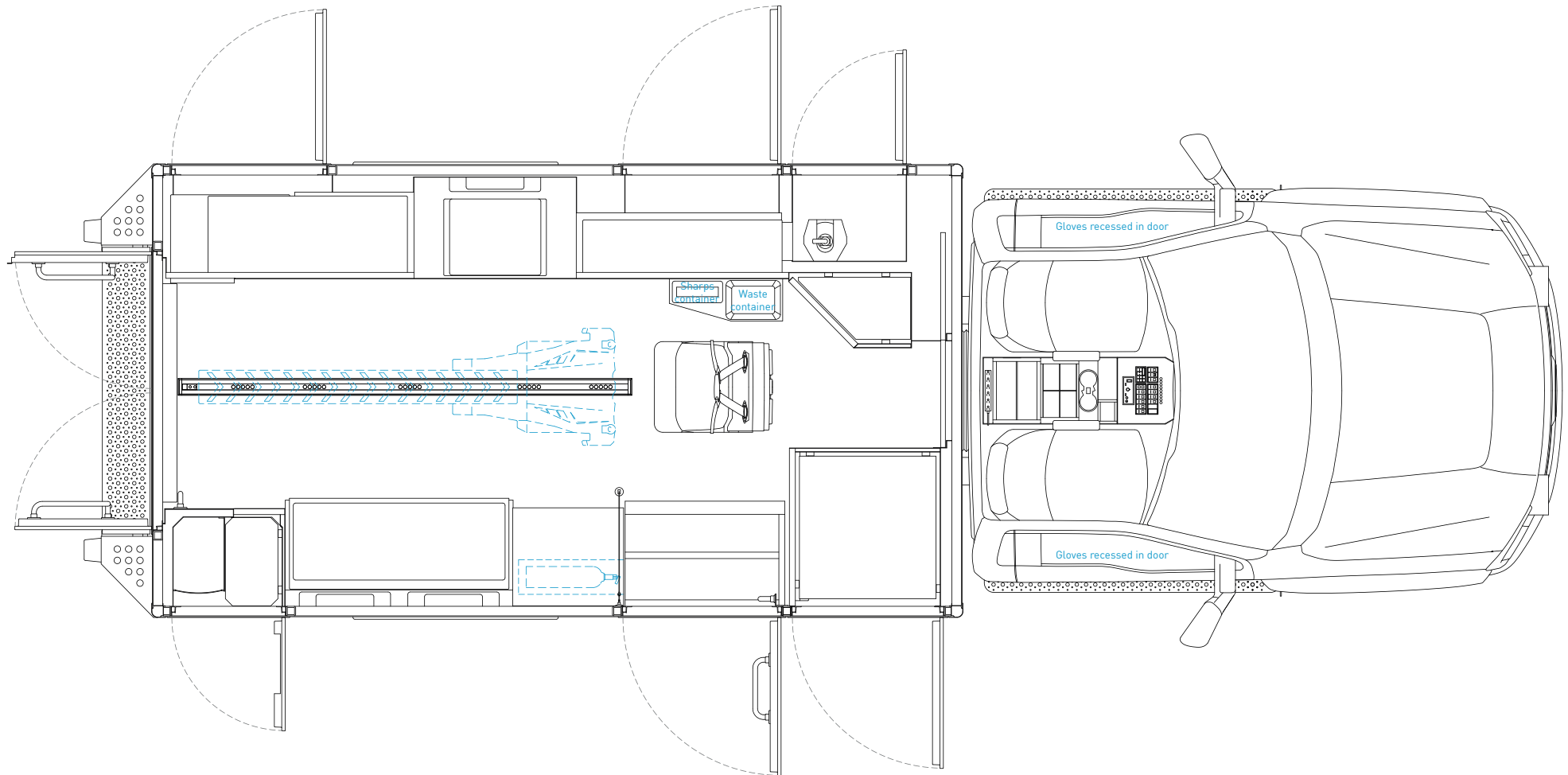
Floor view

Date: 2023-09-28 rev.0

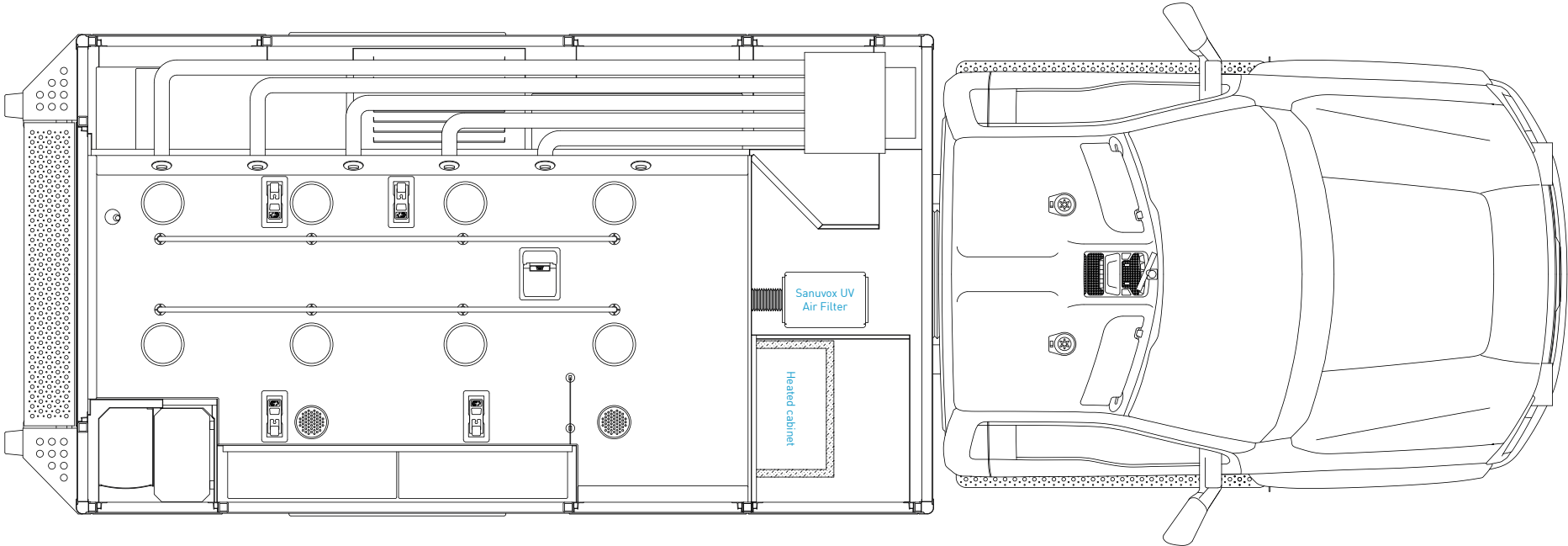
Scale:

Draft:

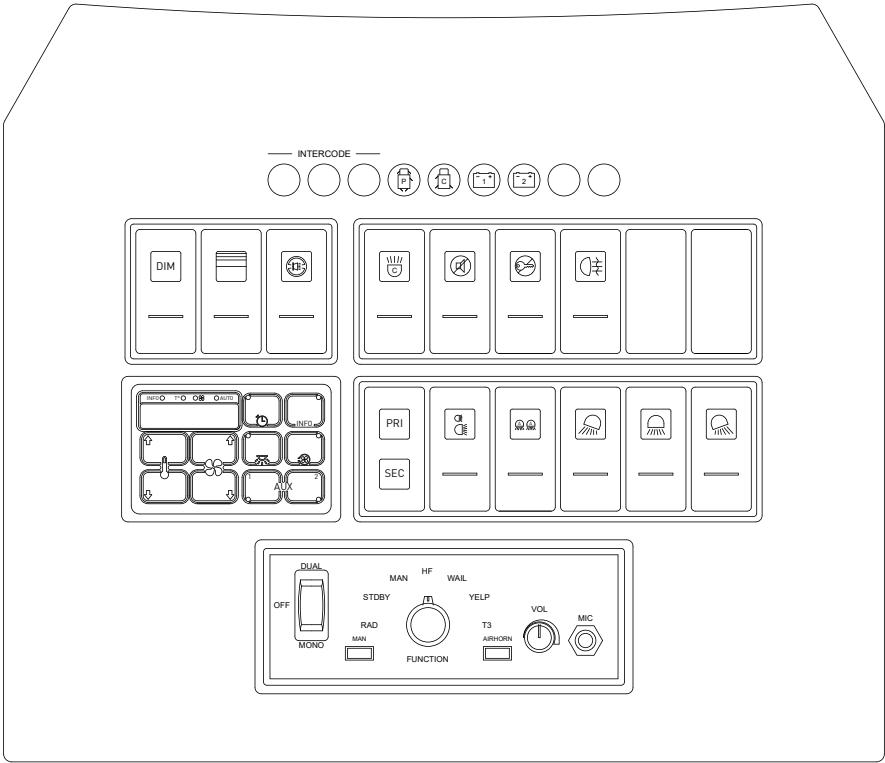
Section 6, ItemK.



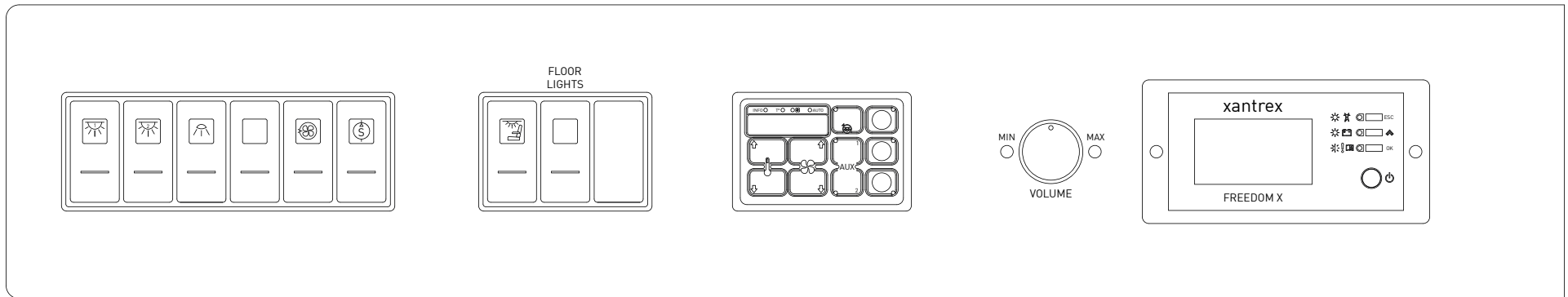
Ceiling view



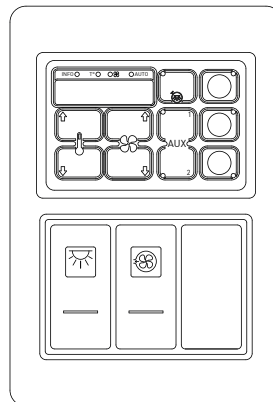
Front console



Streetside console

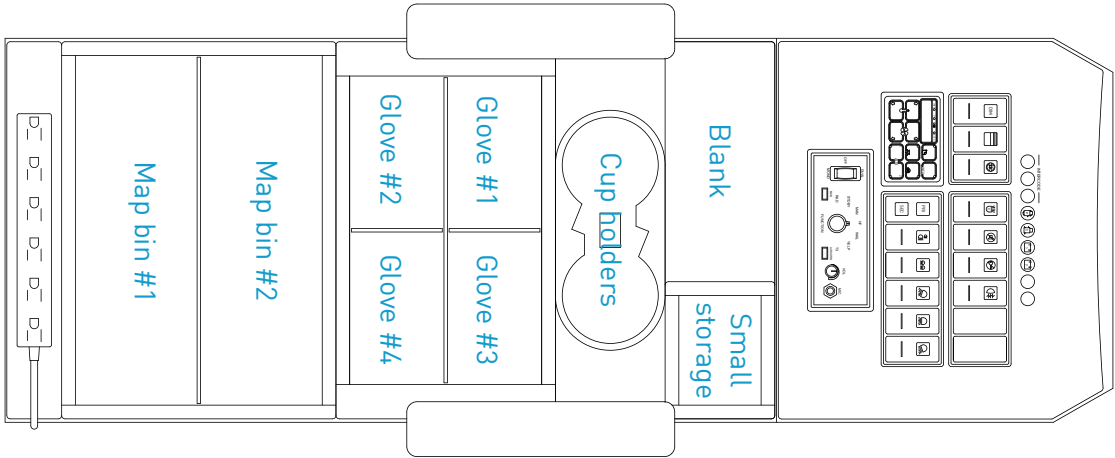


Curbside console

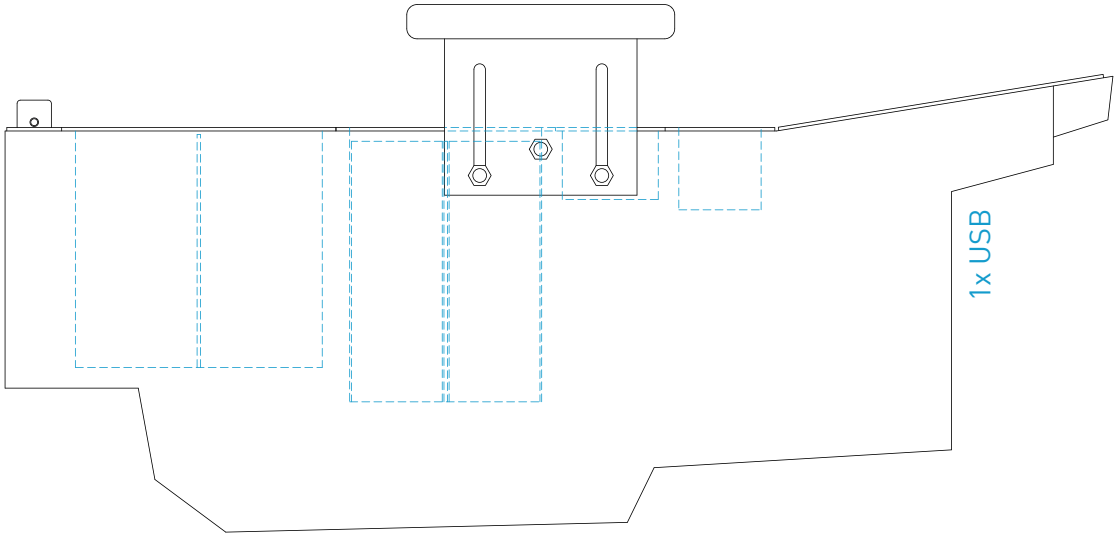


Floor console details

Top view



Side view



1918 Neva Road, PO Box 267
Antigo, WI 54409
800.686.6886 or 715.623.7454
fax: 715.627.7504



dan@pomasl.com
kevin@pomasl.com
www.pomasl.com

Section 6, Item K.

June 25, 2024

Village of Kronenwetter
1582 Kronenwetter Drive
Kronenwetter, WI 54455

Dear Chief O'Brien:

We would like to **Thank You** for the opportunity to work with you on your ambulance purchase. Below is our Demers Proposal based on the enclosed proposal verbiage and drawing.

Demers model MXP170 that will be built on a **2025 Ford F450 4x4 7.3L gas engine** truck chassis. The ambulance body is **170" long x 95" wide with 72" Interior headroom.**

This is a stock unit we have on order.

Demers specific awesome features:

- Anti-Theft System
- Eco-Smart Anti-Idle System
- LED cabinet lighting
- LED strip lighting in exterior compartments

The price below ***includes:***

- Layout to match the attached drawings
- HD bumper / grill guard with LED fog lights
- Air horns
- Stryker Power-LOAD, Power Pro 2 cot, and stair chair
- UV-C air sterilization unit
- Delivery from the factory to dealer's office & Delivery from dealer to your station
- Orientation on the new vehicle by Pomasl Fire at your station
- Local Service through Pomasl Fire

\$ 378,018.00 Proposal Price

Prompt, Courteous Service since 1939



1918 Neva Road, PO Box 267
Antigo, WI 54409
800.686.6886 or 715.623.7454
fax: 715.627.7504



dan@pomasl.com
kevin@pomasl.com
www.pomasl.com

Section 6, Item K.

Pricing Breakdown:

The following is the breakdown for the pricing for the ambulance, Power-LOAD, cot, etc.

\$ 319,623.00 Demers MXP170 Ambulance, F450 Gas chassis
(\$ 3,500.00) Ford municipal discount
\$ 27,425.00 Stryker Power-LOAD cot loading system
\$ 29,995.00 Stryker Power Pro 2 power cot
\$ 4,475.00 Stryker 6252, Stair pro tracked manual stair chair
\$ 378,018.00 Total

Lead time for delivery:

The ambulance quoted is a stock unit that is already on order.

The ambulance is scheduled to be completed in late November to early December 2025.

Payment Terms:

100% payment for the Demers Ambulance body at final delivery. We do **NOT** require any down payments.

Warranties:

Ford Chassis:

Standard OEM warranties on the chassis.

Demers Ambulance

- **OEM Materials – Bumper-To-Bumper: 2 Years / 75,000 Miles**
- **Module Structure: 25 Years / Unlimited Miles**
- **Paint: 5 Years non-pro-rated / 180,000 Miles**
- **Electrical: 5 Years/ 180,000 Miles**
- **Materials and Workmanship: 5 Years/ 180,000 Miles**

Prompt, Courteous Service since 1939



1918 Neva Road, PO Box 267
Antigo, WI 54409
800.686.6886 or 715.623.7454
fax: 715.627.7504



dan@pomasl.com
kevin@pomasl.com
www.pomasl.com

Section 6, Item K.

If there are any questions or concerns, please do not hesitate to reach out to me day or evening on my cell phone at 715-610-4210, anytime via email at kevin@pomasl.com, or at the office at 1 -800-686-6886.

We *greatly appreciate* the opportunity to work with you and promise to make this ambulance purchase the easiest vehicle purchase you have ever made.

Sincerely,

A handwritten signature in black ink that reads "Kevin Pomasl".

Kevin Pomasl
Pomasl Fire Equipment, Inc.

Prompt, Courteous Service since 1939



From: [Chris Voll](#)
To: [Bobbi Birk-LaBarge](#)
Cc: [Peter Kampfer](#)
Subject: Ambulance committee appointments
Date: Friday, July 19, 2024 11:41:30 AM

Here is what I have so far.
Pfc will be blank, as they meet this Tuesday.

APC - Terry birkett
CLIPP - Pat Kilsdonk
PFC -
Board member 1 - Cindy
Board member 2 - Alex
Citizen member 1 - Pam Kijak
Citizen member 2 - Laura Berry
Citizen member alternate - Judy Fries

Sent from my iPhone



Report to Village Board

Agenda Item: Reappointment/Appointment of Village Clerk and Village Treasurer

Meeting Date: 07/22/2024

Referring Body: Village Board

Committee Contact: Clerk Bobbi Birk-LaBarge

Staff Contact:

Report Prepared by: Clerk Bobbi Birk-LaBarge

AGENDA ITEM: Resolution No. 2024-09; Appointment of Village Treasurer & Village Clerk

OBJECTIVE(S): To fulfill the requirement under the Village's Charter Ordinance.

HISTORY/BACKGROUND: Per our charter ordinance, every even-numbered year both the Village Clerk and the Village Treasurer have to be reappointed by the Village Board to their positions. Attached to this report is the ordinance that addresses this issue.

PROPOSAL: I would request that the Village Board approve the reappointment/appointment of both the Village Clerk, Bobbi Birk-LaBarge, and the Village Treasurer, Lisa Kerstner. As this is a requirement under the Charter ordinance, action by the Village Board by a 2/3 majority vote is required to make this happen.

RECOMMENDED ACTION: Make a motion to reappoint Bobbi Birk-LaBarge as the Village of Kronenwetter Village Clerk **AND** to reappoint Lisa Kerstner as the Village of Kronenwetter Village Treasurer.

FINANCIAL

Financial Consideration/Action: There is no cost associated with this action

FUNDING SOURCE:

Account Number/Title:	#
Current Adopted Budget:	\$
Spent to Date:	\$
Remaining Budget:	\$
Requested Amount:	\$

Remainder of Budgeted Amount, if approved:

ATTACHMENTS: CHARTER ORDINANCE NO. 01-002; RESOLUTION 2024-009

1582 Kronenwetter Drive • Mosinee, WI 54455 • (715) 693-4200 • Fax (715) 693-4202 • www.kronenwetter.org

RESOLUTION NO.: 2024-009

VILLAGE OF KRONENWETTER, MARATHON COUNTY, WISCONSIN
A RESOLUTION APPOINTING THE VILLAGE TREASURER AND THE VILLAGE CLERK

WHEREAS, the Village of Kronenwetter has adopted an ordinance that requires both the Village Treasurer and the Village Clerk to be appointed for a two-year term in April in even-numbered years, subject to confirmation by a two-thirds (2/3) majority vote of the members of the Village Board; and

- WHEREAS the Village President is now recommending that
- Lisa Kerstner remains appointed as Village Treasurer
 - Bobbi Birk-LaBarge remains appointed as Village Clerk; and

NOW, THEREFORE, BE IT RESOLVED, by the Kronenwetter Village Board that the appointment presented by the Village President is hereby approved as presented.

VILLAGE BOARD, VILLAGE OF KRONENWETTER

BY: _____

Chris Voll, Village President

ATTEST

BY: _____

Bobbi Birk-LaBarge, Village Clerk

ADOPTED: _____

§ 115-9. - Appointment and duties of village clerk.

Section 6, Item M.

The appointment and duties of the village clerk shall be as provided in Charter Ordinance No. 01-002, printed in chapter A550 of this Code.

(Ord. of 4-12-2004)

§ 115-10. - Appointment and duties of village treasurer.

The appointment and duties of the village treasurer shall be as provided in Charter Ordinance No. 01-002, printed in chapter A550 of this Code.

(Ord. of 4-12-2004)

Chapter A550

CHARTER ORDINANCES

CHARTER ORDINANCE NO. 01-002

PROVIDING FOR THE APPOINTMENT OF A VILLAGE CLERK AND A VILLAGE TREASURER

The Village Board of the Village of Kronenwetter, Marathon County, Wisconsin, do ordain as follows:

Section 1: Charter Ordinance #01-002 of the Village of Kronenwetter is hereby created to provide as follows:

01-002 Appointment of Village Clerk and Village Treasurer.

(1) Change in selection method/village clerk. Pursuant to Wis. Stats. §§ 61.0195, 61.197 and 66.0101, the Village hereby elects not to be governed by those portions of Wis. Stats. §§ 61.19, 61.23 and 61.25(2), which relate to the selection and tenure of the Village Clerk, and which are in conflict with this section.

(2) Appointment/village clerk. The Village Clerk shall be appointed by the Village President at the Village Board's organizational meeting in April in even-numbered years, subject to confirmation by a two-thirds (2/3) majority vote of the members of the Village Board. The Village Clerk shall hold office for a two (2) year term, subject to removal as provided by law. Provided, however, that the initial appointment of the Village Clerk following Village incorporation shall be for a term commencing with the date of the appointment and ending at the Village Board's organizational meeting in April of the year 2004.

(3) Clerk's duties. The Village Clerk shall perform the statutory duties of Village Clerk and such other duties as required by the Village Board from time to time.

(4) Change in selection method/village treasurer. Pursuant to Wis. Stats. §§ 61.195, 61.197 and 66.0101, the Village hereby elects not to be governed by those portions of Wis. Stats. §§ 61.19 and 61.23, which relate to the selection and tenure of the Village Treasurer, and which are in conflict with this section.

(5) Appointment/village treasurer. The Village Treasurer shall be appointed by the Village President at the Village organizational meeting in April in even-numbered years, subject to confirmation by a two-thirds (2/3) majority vote of the members of the Village Board. The Village Treasurer shall hold office for a two (2) year term, subject to removal as provided by law. Provided, however, that the initial appointment of the Village Treasurer following Village incorporation shall be for a term commencing with the date of the appointment and ending at the Village Board's organizational meeting in April of the year 2004.

(6) Duties/village treasurer. The Village Treasurer shall perform the statutory duties of Village Treasurer and such other duties as required by the Village Board from time to time.

Section 2: This charter ordinance shall not take effect until 60 days after its passage and publication. If, within the 60-day period, a petition conforming to the requirements of Wis.

KRONENWETTER CODE

Stats. § 8.40 and signed by a number of electors of the Village equal to not less than 7% of the votes cast within the limits of the Village for governor at the last general election is filed in the office of the Village Clerk demanding that the ordinance be submitted to a vote of the electors, this ordinance may not take effect until it is submitted to a referendum and approved by a majority of the electors voting in the referendum. The petition and the proceedings for its submission are governed by Wis. Stats. § 9.20(2)—(6).

Section 3: All ordinances and parts of ordinances in conflict herewith are hereby repealed.

VILLAGE BOARD OF KRONENWETTER

Rick Smith, Acting President

ATTEST:

Marie C. Wonsil,
Acting Village Clerk

ADOPTED: Nov. 25, 2002
PUBLISHED: Nov. 29, 2002



SPECIAL VILLAGE BOARD MEETING COMBINED WITH PUBLIC FORUM MINUTES

June 12, 2024, at 6:00 PM

Kronenwetter Municipal Center - 1582 Kronenwetter Drive Board Room (Lower Level)

1. CALL MEETING TO ORDER

President Chris Voll calls the meeting to order at 6:00 PM.

A. Pledge of Allegiance

Those in attendance recited the pledge of allegiance.

B. Roll Call

PRESENT

Village President Chris Voll

Trustee Alex Vedvik

Trustee Chris Eiden

Trustee Kelly Coyle

Trustee Aaron Myszka

Trustee Cindy Buchkowski-Hoffmann

Trustee Ken Charneski

STAFF PRESENT

Administrator; Peter Kampfer

Village Clerk; Bobbi Birk-LaBarge

Finance Director; Lisa Kerstner

Fire Chief; Theresa O'Brien

EMT Coordinator; Alexa Kufalk

2. PUBLIC FORUM QUESTION & ANSWER SESSION

C. PUBLIC FORUM QUESTION & ANSWER SESSION

The fire chief presented information regarding the groundwater ambulance proposal. A comprehensive history of the EMS service, detailed contracts and costs, response capabilities, staffing, and procedural guidelines were discussed. Specifics of the proposal to create an ambulance service within the Kronenwetter Fire Department were provided, which included capital costs, detailed fiscal impacts, EMS scope of practice, benefits of a municipal ambulance service, and expected operational requirements.

A Q&A session followed, where board members, residents, and fire department representatives addressed numerous questions and concerns about response times, costs, staff management, coverage consistency, fiscal projections, current provider negotiations, and the level of care offered compared to existing services. There was debate over exploring this proposal further through a subcommittee before any decisions were made.

3. OLD BUSINESS

D. Discussion and Possible Action: Village of Kronenwetter Ambulance Service

The board members discussed the financial implications and the overall feasibility of launching a new ambulance service for the village. Several board members raised concerns about the accuracy of the

financial projections and suggested forming a subcommittee to thoroughly review the proposal and gather additional input from village residents and possibly experts from other communities.

A varied synonym of opinions from board members over approving the service or further discussing it via a subcommittee. Some favored immediate approval due to future risks stemming from contracting external providers, while others advocated a more cautious approach.

Chief O'Brien and members of the fire department reiterated the need to commence the project to meet the 2026 operational start date, outlining potential concerns regarding contract renewals and the effectiveness of the village to control service provision and costs in-house.

1st Motion made by Trustee Coyle, Seconded by Trustee Myszka to approve the ambulance proposal and to direct the fire department to begin the process of starting an ambulance service, and do the necessary things to get that going starting January 1, 2026. (President Chris Voll) to approve the fire department's plan to move forward with the ambulance service and to begin design and implementation to get the ground running on January 01, 2026.

Voting Yea: Village President Voll, Trustee Vedvik, Trustee Coyle, Trustee Myszka

Voting Nay: Trustee Eiden, Trustee Buchkowski-Hoffmann, Trustee Charneski

Motion carried 4:3 by roll call vote.

2nd Motion (2:25:29) by Trustee Vedvik, Seconded by Trustee Myszka to move to amend the 1st motion made by Trustee Coyle to create a special committee made up of board members and citizens to monitor and advise the Kronenwetter Fire Department in implementing an ambulance service (2:25:52).

Trustee Charneski moves to amend the amendment (2:25:55) to include anyone knowledgeable from surrounding communities. (There was not a second request on the amend the amendment). President Voll asks Trustee Vedvik for clarity on the wording (specifics) of his motion for the subcommittee (2:27:08). Trustee Vedvik reiterates just a subcommittee of 7 people.

Trustee Charneski requests to repeat the motion at 2:27:08. Clerk Birk-LaBarge repeats the motion as "Move to amend to create a subcommittee of seven people and to include residents from other communities." Trustee Charneski states, "So we are voting on the amendment" and President Chris Voll states, "Yes, first we are going to vote on the amendment and Trustee Vedvik states, "Yep". President Voll requests the clerk call roll call of the amendment.

Voting Yea: Village President Voll, Trustee Vedvik, Trustee Coyle, Trustee Myszka, Trustee Eiden, Trustee Buchkowski-Hoffmann, Trustee Charneski

The motion for the amendment was carried 7:0 by roll call vote.

(2:28:58) President Chris Voll announced they were back to the original motion to allow the fire department to begin to create an ambulance service.

Village Clerk Bobbi Birk-LaBarge began roll call. Motion carried 4:3

Voting Yea: Village President Voll, Trustee Vedvik, Trustee Coyle, Trustee Myszka

Voting Nay: Trustee Eiden, Trustee Buchkowski-Hoffmann, Trustee Charneski

4. ADJOURNMENT

Motion made by Trustee Charneski, Seconded by Trustee Vedvik to adjourn.

Voting Yea: Village President Voll, Trustee Vedvik, Trustee Eiden, Trustee Coyle, Trustee Myszka, Trustee Buchkowski-Hoffmann, Trustee Charneski

Motion carries 7:0 by voice vote

Adjourn at 8:31 PM

Minutes by: Clerk Bobbi Birk-LaBarge

Minutes Approved on: July 08, 2024, by the Village Board



ADMINISTRATIVE POLICY COMMITTEE MEETING MINUTES

June 20, 2024 at 5:30 PM

Kronenwetter Municipal Center - 1582 Kronenwetter Drive Board Room (Lower Level)

1. CALL MEETING TO ORDER

Committee Vice-chairperson Mary Solheim called the meeting to order at 5:30 p.m.

A. Pledge of Allegiance

Those in attendance recited the Pledge of Allegiance.

B. Roll Call

PRESENT: *Trustee Kelly Coyle (phone), Mary Solheim, Jordyn Wadle-Leff*

ABSENT/EXCUSED: *President Chris Voll, Terry Lewis-Birkett*

STAFF: *Administrator Peter Kampfer, Finance Director Lisa Kerstner (phone), Jennifer Poyer*

2. PUBLIC COMMENT

No public comment.

3. STAFF REPORTS

C. Village Administrator Report

D. Treasurer's Report & Journals

4. NEW BUSINESS

E. Discussion & Action: Budget Amendment #5

Discussed the use of the suggested funds and their being moved from Land and Undesignated Funds.

Motion by Coyle/Wadle-Leff to approve Budget Amendment #5 (\$116,530 for engineering, pulling it from Land; \$60,000 for legal, pulling it from Undesignated) and send it to the Board for consideration.

Motion carried by voice vote. 3:0.

F. Discussion & Possible Action: FIN-004 Review of contracts

Item 4F. tabled until July 8, 2024 APC Meeting.

G. Discussion: Increase of Employee Assistance Program Fees

Discussed the possibility of going to market for a less expensive EAP option and looking into the cost of 6 sessions versus 8 sessions as presented by Ascension Wisconsin.

H. Discussion & Action: Garth Engelbright Farmers Market Musician Contract

Motion by Wadle-Leff/Coyle to ratify the decision to execute the signature on the Garth Engelbright Farmers Market Musician Contract and to move to the board for further action. Motion carried by voice vote. 3:0.

I. Discussion & Action: Steve Strasman Farmers Market Musician Contract

Motion by Wadle-Leff/Solheim to ratify the decision to execute the signature on the Steve Strasman Farmers Market Musician Contract and to move to the board for further action. Motion carried by voice vote. 3:0.

J. Discussion & Action: Justin Zopel Farmers Market Musician Contract

Motion by Wadle-Leff/Coyle to ratify the decision to execute the signature on the Justin Zopel Farmers Market Musician Contract and to move to the board for further action. Motion carried by voice vote. 3:0.

K. Discussion & Action: Dan LeJeunesse Farmers Market Musician Contract

Motion by Wadle-Leff to ratify the decision to execute the signature on the Dan LeJeunesse Farmers Market Musician Contract and to move to the board for further action. Motion carried by voice vote. 3:0.

5. CONSIDERATION OF ITEMS FOR FUTURE AGENDA

FIN-004, public works director interviews

6. NEXT MEETING: July 18, 2024

7. ADJOURNMENT

Motion by Wadle-Leff/Coyle to adjourn the June 20, 2024 APC Meeting. Motion carried by voice vote. 3:0. Meeting adjourned at 5:53 p.m.