



VILLAGE BOARD MEETING AGENDA

December 22, 2025 at 6:00 PM

Kronenwetter Municipal Center - 1582 Kronenwetter Drive Board Room (Lower Level)

1. CALL MEETING TO ORDER

- A. Pledge of Allegiance
- B. Roll Call

2. MOTION TO MOVE AGENDA ITEMS

3. CHAIRPERSON COMMENTS

4. ANNOUNCEMENT OF CLOSED SESSION

5. PUBLIC COMMENT

Please be advised per State Statute Section 19.84(2), information will be received from the public. It is the policy of this Village that Public Comment will take no longer than 15 minutes with a three-minute time period, per person, with time extension per the Chief Presiding Officer's discretion. Be further advised that there may be limited discussion on the information received, however, no action will be taken under public comments.

6. REPORTS FROM STAFF AND VENDORS

- C. Village Administrator Report
- D. Finance Director Report
 - October Financial Statements
 - November Financial Statements
 - Estimated Closure Dates for All Four Tax Increment Districts (TIDs)
 - Report on Possible Closure of TID #3
 - Recap of 2026 Wage Increases for All Village Personnel
 - 2025 Summary of New Revenues/Grants Received by Departments

7. CONSENT AGENDA - DISCUSSION AND POSSIBLE ACTION

- E. December 8, 2025 Village Board Meeting Minutes

8. NEW BUSINESS - DISCUSSION AND POSSIBLE ACTION

- F. Zoning Change Request: Alliance Holdings LLC (PC)
- G. Zoning Change Request: Wausau Limited Partnership (PC)
- H. 2025 Budget Amendment #4-TID #2 (RDA, APC)
- I. Fire Department Radio Purchase Approval (APC)
- J. Future of Village TIDs

9. CLOSED SESSION

Consideration of motion to convene into closed session pursuant to Wis. Stat. 19.85 (1)(g), Conferring with legal counsel concerning strategy to be adopted by the governmental body with respect to litigation in which it is or is likely to become involved. - to wit Discussion regarding pending litigation, Tax Parcel ID Number:145-2707-11-0991

10. RECONVENE OPEN SESSION

Consideration of motion to reconvene into open session.

11. ACTION AFTER CLOSED SESSION

12. CONSIDERATION OF ITEMS FOR FUTURE AGENDA

13. ADJOURNMENT

NOTE: Upon reasonable notice, efforts will be made to accommodate the needs of disabled individuals through appropriate aids and services. For additional information or to request service, contact the clerk's office, 1582 Kronenwetter Drive, WI 54455 (715)-692-1728

Posted: 12/18/2025 Kronenwetter Municipal Center and www.kronenwetter.gov

Faxed: WAOW, WSAU, City Pages, Mosinee Times | Emailed: Wausau Daily Herald, WSAW, WAOW, Mosinee Times, Wausau Pilot and Review, City Pages, The Wausonian

Vision Statement:

A growing community with a diverse economy and quality infrastructure, championed by the people of the Village.

Mission Statement:

- Promoting economic growth and strategically positioning Kronenwetter for the future.
- Investing in infrastructure to support a growing community.
- Building an inclusive and informed citizenry.
- Meeting service demands through high quality customer service, innovation, positive work environment, and commitment to excellence.

How:

We must work as a Team to accomplish the mission and vision the Board has for the Village.

- Focus on the systems and processes the staff uses to provide information for the Board to make good decisions on.
- Long term Planning is necessary for the Village to succeed in aspects of finance, infrastructure, safety.
- Focus on common sense solutions!
- Communicate up, down, left, right. Good ideas become great when they are shared!

Priorities:

- Establish a culture of dignity and respect! Starts with the Board
- Financial Sustainability - Manage Village finances effectively to support the long-term services and initiatives.
- Infrastructure – Maintaining and upgrading roads, sidewalks, public facilities. Plan!
- Public Safety – Enhancing confidence in our Police, Fire, DPW services and the ability of those services!

Way Ahead:

- Goals – Plan for and implement.
 - ✓ Maximize Grant Funding for the Village!
 - ✓ Economic Development – One initiative for the board per year! **TID #1 Solution!**
 - ✓ Capitol Improvement Plan – 10 year plan that lays out a road map so the board can plan the finances accordingly.
 - ✓ Public Safety – Set the conditions for our first responders to meet the future needs , (training, radios, technology)
 - ✓ Safety – Safety and Risk Management are an integral part on everything we do.



REPORT TO VILLAGE BOARD and APC

ITEM NAME: Finance/Treasurer Office Update: Comparative Internal Financial Statements for Year-to-Date thru 10/31/2025 and 10/31/2024

PREPARED BY: John Jacobs, Interim Finance Director

DATE PREPARED: 12/12/2025

I have compiled the Comparative Internal Financial Statements for Year-to-Date (YTD) thru 10/31/2025 and 10/31/2024 for all Village Funds, for both the Village Board and APC meetings scheduled for 12/22/2025 and 12/16/2025, respectively.

There will be a number of future 2025 budget amendments that we still need to submit to APC and the Village Board during the months of Nov-Dec 2025. There are a number of 2025 budgeting errors that need to be corrected from the original November 2024 budget adoption date (some are reductions and some are additions expected), which should be approved before the year-end 2025 financial audit is begun.

In the meantime, I will provide several highlights here for you for the General Fund, Water & Sewer Utility Funds, and Debt Service Fund financial statements that I have included with this meeting packet.

General Fund:

- 10/31/2025 Revenues over Expenditures = \$57,154
- 10/31/2024 Revenues over Expenditures = \$254,322
- Therefore, the 2025 budget “surplus” as of 10/31/2025 is running about 22% of where the 2024 budget “surplus” was tracking at the same time compared to last year.

- 10/31/2025 Revenues = \$3,847,931 (or 67.93% of budgeted revenues YTD)
- 10/31/2024 Revenues = \$3,883,211 (or \$3,302,608 without the fund balance adjustment)
- Therefore, the 2025 revenues are tracking at 117% of where the 2024 revenues were a year ago, without the 2024 fund balance adjustment).

- 10/31/2025 Expenditures = \$3,790,777 (or 66.92% of budgeted expenditures YTD); remember that we are already at 83% of the year completed. So, this number is tracking in a good 😊 direction at this time.
- 10/31/2024 Expenditures = \$3,628,889
- Therefore, the 2025 expenditures are tracking at 104% of where the 2024 expenditures were a year ago.

Water Utility Fund:

- 10/31/2025 Revenues over Expenses = \$327,220
- 10/31/2024 Revenues over Expenses = \$288,190
- The 2025 fund balance will have ADDED \$327,220 to the Water Utility fund balance as of 10/31/2025, before depreciation.
- Therefore, the 2025 budget “surplus” as of 10/31/2025 is running about 114% of where the 2024 budget “surplus” was tracking at the same time compared to last year.

- 10/31/2025 Revenues = \$739,881 (or 52.92% of original budgeted revenues YTD). However, the \$706,335 budget for “Clear Water Revenues” was an overstated budgetary error made in November 2024, and that line item budget will be corrected in November 2025.
- 10/31/2024 Revenues = \$680,868
- Therefore, the 2025 revenues are tracking at 109% of where the 2024 revenues were a year ago.

- 10/31/2025 Expenses = \$412,661 (or 33.01% of original budgeted expenses YTD, before depreciation has been recorded)
- 10/31/2024 Expenses = \$392,678
- Therefore, the 2025 expenses are tracking at 105% of where the 2024 expenses were a year ago.

- No capital costs are recorded as “expenses” in the Water Utility Fund for 2025. Rather, all capital costs are “capitalized” as an Asset, and will be depreciated over the useful life of the capital asset.

- The Village utilized \$3,158,591 of the Safe Drinking Water Loan Program (out of a maximum of \$3,385,500) as of 10/31/2025. The remaining balance of \$226,909 will be utilized during fourth quarter of 2025. The Village paid \$136,413 of principal and \$60,122 interest in 2025. Principal payments began annually starting on 5/01/2025.

- The 2025 budget had been set with a budgetary surplus = \$147,879

Sewer Utility Fund:

- 10/31/2025 Revenues over Expenses = \$502,584
- 10/31/2024 Revenues over Expenses = \$181,510
- The 2025 fund balance will have ADDED \$502,584 to the Sewer Utility fund balance as of 10/31/2025, before depreciation.
- Therefore, the 2025 budget “surplus” as of 10/31/2025 is running about 277% of where the 2024 budget “surplus” was tracking at the same time compared to last year.

- 10/31/2025 Revenues = \$1,149,994 (or 99.77% of original budgeted revenues YTD)
- 10/31/2024 Revenues = \$969,480
- Therefore, the 2025 revenues are tracking at 119% of where the 2024 revenues were a year ago.

- 10/31/2025 Expenses = \$647,410 (or 53.26% of original budgeted expenses YTD, before depreciation has been recorded)
- 10/31/2024 Expenses = \$787,970
- Therefore, the 2025 expenses are tracking at 82% of where the 2024 expenses were a year ago.

- No capital costs are recorded as “expenses” in the Sewer Utility Fund for 2025. Rather, all capital costs are “capitalized” as an Asset, and will be depreciated over the useful life of the capital asset.
- The Rib Mt Sewerage District expenses for Jan-Oct 2025 = \$329,813, as compared to \$363,718 for the same period in 2024.
- There presently is no debt in the Sewer Utility Fund as of 10/31/2025.
- The 2025 budget had been set with a budgetary deficit = (\$62,958), before consideration for capital project costs.

Debt Service Fund:

- 10/31/2025 Revenues (under) Expenditures = (\$57,647) deficit
- 10/31/2024 Revenues (under) Expenditures = (\$455,961) deficit
- Therefore, the 2025 fund balance will have been REDUCED by \$57,647 to the Debt Service fund balance as of 10/31/2025.

- 10/31/2025 Total Fund Balance = \$66,272
 - Of this balance, the restricted 2024 bond premium (\$73,679) will be applied towards the 2026 budget (so the debt service tax levy can be reduced by \$73,679 in the 2026 budget).
 - All 2025 debt service payments have been made as of 10/31/2025.

Schedule of Debt Outstanding:

- 10/31/2025 Total Village Debt Outstanding = \$16,473,677
- 10/31/2025 Total General Obligation Debt Outstanding (funded by Tax Levy) = \$11,881,498
- **10/31/2025 General Obligation Debt: Allowable Debt Capacity Used = 21.98%**

VILLAGE OF KRONENWETTER

Comparative Internal Financial Statements for Year-to-Date thru October 31, 2025 and 2024

General Fund:

- General Fund – Summary
- General Fund – Revenues
- General Fund – Expenditures
- General Fund – 2025 Budget vs. Actual Detail

Special Revenue Funds:

- Municipal Court Fund – Summary
- Park Fund – Summary
- Fire Department Donations Fund – Summary
- EMS Grants Fund – Summary
- 2% Fire Dues Fund – Summary

Capital Projects Funds:

- Tax Increment District (TID) #1 Fund – Summary
- Tax Increment District (TID) #2 Fund – Summary
- Tax Increment District (TID) #3 Fund – Summary
- Tax Increment District (TID) #4 Fund – Summary
- Capital Projects Fund – Summary
- Equipment Replacement Fund - Summary

Enterprise Funds:

- Water Utility Fund – Summary
- Water Utility Fund – 2025 Budget vs. Actual Detail
- Sewer Utility Fund – Summary
- Sewer Utility Fund – 2025 Budget vs. Actual Detail

Debt Service Fund:

- Debt Service Fund – Summary
- Schedule of Debt Outstanding

VILLAGE OF KRONENWETTER
General Fund Summary
Year-to-Date Ended October 31, 2025 and 2024
(83% of Year Completed)

Section 6, Item D.

	10/31/2025 YTD Actual	2025 Original Budget	2025 Amended Budget	2025 Budget Variance - Positive (Negative)	10/31/2024 YTD Actual
REVENUES:					
Taxes	\$ 1,979,119	\$ 2,245,703	\$ 1,980,170	\$ (1,051)	\$ 1,663,332
Intergovernmental	774,656	2,811,478	2,811,478	(2,036,822)	728,435
Licenses, Permits, and Other	137,234	128,775	128,775	8,459	124,500
Fines & Forfeitures	33,241	36,000	36,000	(2,759)	32,462
Public Charges for Services	541,853	540,100	540,100	1,753	533,333
Intergovernmental Charges for Services	2,749	7,600	7,600	(4,851)	2,942
Miscellaneous	379,079	160,200	160,200	218,879	217,604
Other Financing Sources	-	-	-	-	580,603
TOTAL REVENUES	\$ 3,847,931	\$ 5,929,856	\$ 5,664,323	\$ (1,816,392)	\$ 3,883,211
EXPENDITURES:					
General Government	\$ 490,237	\$ 1,078,488	\$ 1,058,488	\$ 568,251	\$ 853,982
Public Safety	1,521,696	2,128,152	2,128,152	606,456	1,461,786
Public Works	1,512,294	2,229,560	2,084,560	572,266	1,077,721
Health & Human Services	2,725	5,000	5,000	2,275	-
Culture & Recreation	82,505	115,454	115,454	32,949	81,626
Conservation & Development	131,902	216,885	216,885	84,983	124,290
Debt Service	29,484	34,000	34,000	4,516	29,484
Other Financing Uses	19,934	122,317	21,784	1,850	-
TOTAL EXPENDITURES	\$ 3,790,777	\$ 5,929,856	\$ 5,664,323	\$ 1,873,546	\$ 3,628,889
NET CHANGE IN FUND BALANCE	\$ 57,154	\$ -	\$ -	\$ 57,154	\$ 254,322

Fund Balance - January 1, 2025:

Nonspendable:

Inventories & Prepaid Items	\$ 137,966
Advance to TID #1	2,660,182

Assigned:

Subsequent year's budget	-
Carryover funds	-

Unassigned

	1,015,286
Total Fund Balance - January 1st	\$ 3,813,434

1/01/2024

	\$ 111,765
	2,551,634

	402,438
	178,166
	182,212

	\$ 3,426,215
--	--------------

Fund Balance:

Nonspendable:

Inventories & Prepaid Items	\$ 137,966
Advance to TID #1	2,660,182

Assigned:

Subsequent year's budget	-
Carryover funds	-

Unassigned

	1,015,286
Total Fund Balance	\$ 3,813,434

12/31/2024

	\$ 137,966
	2,660,182

	-
	-

	\$ 5,703,006
--	--------------

Current Year's Annual Budget

\$ 5,703,006

**Actual Village's Unassigned
General Fund Balance %**

17.80%	8
---------------	----------

VILLAGE OF KRONENWETTER
General Fund Revenues
Year-to-Date Ended October 31, 2025 and 2024
(83% of Year Completed)

Section 6, Item D.

REVENUES:	10/31/2025 YTD Actual	2025 Original Budget	2025 Amended Budget	2025 Budget Variance - Positive (Negative)	10/31/2024 YTD Actual
<i>Taxes:</i>					
General Property Taxes	\$ 1,940,585	\$ 2,206,115	\$ 1,940,582	\$ 3	\$ 1,655,461
Mobile Home Taxes	8,097	8,588	8,588	(491)	7,871
Managed Forest Land Taxes	30,437	31,000	31,000	(563)	-
Interest & Penalties on Taxes	-	-	-	-	-
Total Taxes	<u>\$ 1,979,119</u>	<u>\$ 2,245,703</u>	<u>\$ 1,980,170</u>	<u>\$ (1,051)</u>	<u>\$ 1,663,332</u>
<i>Intergovernmental:</i>					
State Shared Revenues	\$ 70,973	\$ 473,153	\$ 473,153	\$ (402,180)	\$ 287,293
Environmental Impact Fees	34,627	34,627	34,627	-	34,627
Shared Taxes-Weston 4	243,537	1,623,580	1,623,580	(1,380,043)	-
Shared Taxes-Magellan Oil Pipeline Terminal	-	-	-	-	-
Shared Taxes-Weston Rice Plant	-	256,000	256,000	(256,000)	-
Highway Aids	338,884	327,331	327,331	11,553	327,379
Recycling Grant	28,687	28,500	28,500	187	28,816
Computer Aids	404	404	404	-	404
Personal Property State Aids	20,504	20,504	20,504	-	15,505
Law Enforcement Grants	-	-	-	-	-
Fire Department Grants	9,407	-	-	9,407	-
Election Service Aids	600	-	-	600	-
Forest Crop & Severance Taxes	3,827	3,800	3,800	27	3,828
County Bridge Aids	-	-	-	-	9,542
County Timber Sales	11,127	11,500	11,500	(373)	6,962
All Other Governmental	12,079	32,079	32,079	(20,000)	14,079
Total Intergovernmental	<u>\$ 774,656</u>	<u>\$ 2,811,478</u>	<u>\$ 2,811,478</u>	<u>\$ (2,036,822)</u>	<u>\$ 728,435</u>
<i>Licenses, Permits, and Other:</i>					
<i>Licenses:</i>					
Occupational Licenses	\$ 4,940	\$ 3,400	\$ 3,400	\$ 1,540	\$ 3,275
Dog Licenses	6,965	2,275	2,275	4,690	3,085
Cable Franchise Fees	38,509	71,000	71,000	(32,491)	57,673
<i>Permits:</i>					
Building Permits	30,793	45,000	45,000	(14,207)	45,827
Excavating/Mining Permits	42,031	500	500	41,531	2,800
Plat Reviews	5,871	3,000	3,000	2,871	3,718
<i>Other:</i>					
Other Licenses/Permits	5,575	1,900	1,900	3,675	5,822
Other Regulatory Fees	2,550	1,700	1,700	850	2,300
Total Licenses, Permits, and Other	<u>\$ 137,234</u>	<u>\$ 128,775</u>	<u>\$ 128,775</u>	<u>\$ 8,459</u>	<u>\$ 124,500</u>
<i>Fines & Forfeitures:</i>					
Court Fines & Penalties	\$ 33,241	\$ 36,000	\$ 36,000	\$ (2,759)	\$ 32,462
Total Fines & Forfeitures	<u>\$ 33,241</u>	<u>\$ 36,000</u>	<u>\$ 36,000</u>	<u>\$ (2,759)</u>	<u>\$ 32,462</u>
<i>Public Charges for Services:</i>					
Public Records/Special Assessment Searches	\$ 3,681	\$ -	\$ -	\$ 3,681	\$ 3,990
Public Safety	375	100	100	275	90
Fire Department	1,201	2,500	2,500	(1,299)	-
Streets	-	7,500	7,500	(7,500)	1,350
Garbage/Refuse/Recycling	536,596	530,000	530,000	6,596	527,903
Total Public Charges for Services	<u>\$ 541,853</u>	<u>\$ 540,100</u>	<u>\$ 540,100</u>	<u>\$ 1,753</u>	<u>\$ 533,333</u>

VILLAGE OF KRONENWETTER
General Fund Revenues
Year-to-Date Ended October 31, 2025 and 2024
(83% of Year Completed)

Section 6, Item D.

REVENUES:	10/31/2025 YTD Actual	2025 Original Budget	2025 Amended Budget	2025 Budget Variance - Positive (Negative)	10/31/2024 YTD Actual
<i>Intergovernmental Charges for Services:</i>					
Crossing Guard	\$ 2,749	\$ 2,500	\$ 2,500	\$ 249	\$ 2,942
Fire Protection	-	5,100	5,100	(5,100)	-
Total Intergovernmental Charges for Services	<u>\$ 2,749</u>	<u>\$ 7,600</u>	<u>\$ 7,600</u>	<u>\$ (4,851)</u>	<u>\$ 2,942</u>
<i>Miscellaneous:</i>					
Interest Income	\$ 322,167	\$ 130,000	\$ 130,000	\$ 192,167	\$ 138,210
Rent of Village Property	11,745	10,600	10,600	1,145	13,240
Sales of Materials & Supplies	4,176	1,600	1,600	2,576	4,079
Sales of Village Property	17,654	-	-	17,654	22,951
Insurance Claims & Refunds	15,921	2,500	2,500	13,421	29,151
Private Donations	4,685	4,500	4,500	185	2,423
Miscellaneous	2,731	11,000	11,000	(8,269)	7,550
Total Miscellaneous	<u>\$ 379,079</u>	<u>\$ 160,200</u>	<u>\$ 160,200</u>	<u>\$ 218,879</u>	<u>\$ 217,604</u>
<i>Other Financing Sources:</i>					
Transfer from Other Funds	\$ -	\$ -	\$ -	\$ -	\$ -
Apply Undesignated Fund Balance	-	-	-	-	402,438
Apply Carryover Funds from Prior Year	-	-	-	-	178,165
Total Other Financing Sources	<u>\$ -</u>	<u>\$ -</u>	<u>\$ -</u>	<u>\$ -</u>	<u>\$ 580,603</u>
TOTAL REVENUES	<u><u>\$ 3,847,931</u></u>	<u><u>\$ 5,929,856</u></u>	<u><u>\$ 5,664,323</u></u>	<u><u>\$ (1,816,392)</u></u>	<u><u>\$ 3,883,211</u></u>
<i>Budget Percentage Received YTD</i>	67.93%				

VILLAGE OF KRONENWETTER
General Fund Expenditures
Year-to-Date Ended October 31, 2025 and 2024
(83% of Year Completed)

Section 6, Item D.

EXPENDITURES:	10/31/2025 YTD Actual	2025 Original Budget	2025 Amended Budget	2025 Budget Variance - Positive (Negative)	10/31/2024 YTD Actual
<i>General Government:</i>					
Village Board	\$ 23,645	\$ 36,524	\$ 36,524	\$ 12,879	\$ 22,093
Municipal Court	16,866	20,000	20,000	3,134	13,811
Village Attorney	19,601	30,000	30,000	10,399	119,920
General Office	99,476	218,700	218,700	119,224	133,091
Administrator	-	140,707	140,707	140,707	59,483
Village Clerk	68,479	96,096	96,096	27,617	72,241
Deputy Clerk-Treasurer	6,717	8,847	8,847	2,130	6,274
Administrative Assistant	15,734	83,501	83,501	67,767	62,360
Account Clerk	54,760	67,056	67,056	12,296	50,752
Elections	13,970	31,147	31,147	17,177	31,455
Treasurer	44,324	73,855	53,855	9,531	50,056
Assessor	17,350	17,800	17,800	450	16,924
Municipal Building	98,818	94,763	94,763	(4,055)	162,791
Commissions/Committees	1,559	15,439	15,439	13,880	346
Other General Government	8,938	70,025	70,025	61,087	52,385
Contingency	-	74,028	74,028	74,028	-
Total General Government	\$ 490,237	\$ 1,078,488	\$ 1,058,488	\$ 568,251	\$ 853,982
<i>Public Safety:</i>					
Police & Fire Commission	\$ 5,533	\$ 9,403	\$ 9,403	\$ 3,870	\$ 5,048
Police Department	1,167,079	1,596,357	1,596,357	429,278	1,139,905
Crossing Guards	4,440	6,147	6,147	1,707	5,195
Fire Department	203,696	310,902	310,902	107,206	206,174
First Responders	39,398	62,943	62,943	23,545	29,265
Ambulance	67,624	87,000	87,000	19,376	70,176
Building Inspector	19,809	26,600	26,600	6,791	693
Capital Outlay-Police	9,149	17,300	17,300	8,151	2,556
Capital Outlay-Fire	4,214	7,500	7,500	3,286	2,676
Capital Outlay-First Responders	754	4,000	4,000	3,246	98
Total Public Safety	\$ 1,521,696	\$ 2,128,152	\$ 2,128,152	\$ 606,456	\$ 1,461,786
<i>Public Works:</i>					
Engineering	\$ 19,633	\$ 25,000	\$ 25,000	\$ 5,367	\$ 5,233
Public Works Director	49,225	60,147	60,147	10,922	22,652
Road & Street Maintenance	966,784	1,233,313	1,233,313	266,529	550,342
Winter Maintenance	54,657	235,300	235,300	180,643	97,160
Weather Sirens	1,250	1,000	1,000	(250)	250
Shop & Garage	26,861	41,800	41,800	14,939	22,186
Street Lighting	31,358	60,000	60,000	28,642	42,835
Solid Waste/Recycling Collection/Yard Waste	362,526	573,000	573,000	210,474	337,063
Capital Outlay-Road Construction	-	-	-	-	-
Budget Adjustment - Public Works	-	-	(145,000)	(145,000)	-
Total Public Works	\$ 1,512,294	\$ 2,229,560	\$ 2,084,560	\$ 572,266	\$ 1,077,721
<i>Health & Human Services:</i>					
Animal and Insect Control	\$ 2,725	\$ 5,000	\$ 5,000	\$ 2,275	\$ -
Total Health & Human Services	\$ 2,725	\$ 5,000	\$ 5,000	\$ 2,275	\$ -

VILLAGE OF KRONENWETTER
General Fund Expenditures
Year-to-Date Ended October 31, 2025 and 2024
(83% of Year Completed)

Section 6, Item D.

EXPENDITURES:	10/31/2025 YTD Actual	2025 Original Budget	2025 Amended Budget	2025 Budget Variance - Positive (Negative)	10/31/2024 YTD Actual
<i>Culture & Recreation:</i>					
Parks	\$ 82,505	\$ 115,454	\$ 115,454	\$ 32,949	\$ 81,626
Total Culture & Recreation	<u>\$ 82,505</u>	<u>\$ 115,454</u>	<u>\$ 115,454</u>	<u>\$ 32,949</u>	<u>\$ 81,626</u>
<i>Conservation & Development:</i>					
Community Development/Zoning	\$ 97,696	\$ 132,001	\$ 132,001	\$ 34,305	\$ 92,296
Planning Technician	34,206	84,884	84,884	50,678	31,994
Total Conservation & Development	<u>\$ 131,902</u>	<u>\$ 216,885</u>	<u>\$ 216,885</u>	<u>\$ 84,983</u>	<u>\$ 124,290</u>
<i>Debt Service:</i>					
Debt Service-Lease Payment/Public Works	\$ 29,484	\$ 34,000	\$ 34,000	\$ 4,516	\$ 29,484
Debt Service-Lease Payment/General Office	-	-	-	-	-
Total Debt Service	<u>\$ 29,484</u>	<u>\$ 34,000</u>	<u>\$ 34,000</u>	<u>\$ 4,516</u>	<u>\$ 29,484</u>
<i>Other Financing Uses:</i>					
Transfer to Municipal Court Fund	\$ 19,934	\$ 21,784	\$ 21,784	\$ 1,850	\$ -
Transfer to TID #1	-	100,533	-	-	-
Transfer to Equipment Replacement Fund	-	-	-	-	-
Total Other Financing Uses	<u>\$ 19,934</u>	<u>\$ 122,317</u>	<u>\$ 21,784</u>	<u>\$ 1,850</u>	<u>\$ -</u>
 TOTAL EXPENDITURES	 <u><u>\$ 3,790,777</u></u>	 <u><u>\$ 5,929,856</u></u>	 <u><u>\$ 5,664,323</u></u>	 <u><u>\$ 1,873,546</u></u>	 <u><u>\$ 3,628,889</u></u>
<i>Budget Percentage Expended YTD</i>	<i>66.92%</i>				

VILLAGE OF KRONENWETTER
REVENUES WITH COMPARISON TO BUDGET
FOR THE 10 MONTHS ENDING OCTOBER 31, 2025

GENERAL FUND

	PERIOD ACTUAL	YTD ACTUAL	BUDGET	UNEARNED	PCNT
<u>TAXES</u>					
100-41000-110 GENERAL PROPERTY TAXES	.00	1,940,584.56	1,940,582.44	(2.12)	100.0
100-41000-140 MOBILE HOME FEES (MONTHLY)	786.67	5,732.64	6,000.00	267.36	95.5
100-41000-141 MOBILE HOME LOTTERY CREDIT	.00	2,364.48	2,588.04	223.56	91.4
100-41000-151 MANAGED FOREST LAW (MFL)	.00	30,437.36	31,000.00	562.64	98.2
TOTAL TAXES	786.67	1,979,119.04	1,980,170.48	1,051.44	100.0
<u>INTERGOVERNMENTAL REVENUE</u>					
100-43000-001 STATE; SHARED REVENUES	.00	70,972.92	473,152.80	402,179.88	15.0
100-43000-003 ALL OTHER INTERGOVERNMENTAL	.00	.00	20,000.00	20,000.00	.0
100-43000-005 ENVIRONMENTAL IMPACT FEES	.00	34,627.00	34,627.00	.00	100.0
100-43000-410 SHARED TAXES-WESTON 4	.00	243,537.05	1,623,580.30	1,380,043.25	15.0
100-43000-412 SHARED TAXES-WESTON RICE PLANT	.00	.00	256,000.00	256,000.00	.0
100-43000-531 STATE; QUARTERLY HIGHWAY AID	84,721.06	338,884.15	327,330.97	(11,553.18)	103.5
100-43000-545 STATE; RECYCLING AID	.00	28,686.45	28,500.00	(186.45)	100.7
100-43000-550 STATE; COMPUTER AID	.00	404.27	404.27	.00	100.0
100-43000-560 VIDEO SERVICE PROVIDER AID	.00	12,078.85	12,078.85	.00	100.0
100-43000-650 CROSSING GUARD FEES	.00	2,748.82	2,500.00	(248.82)	110.0
100-43003-555 STATE ELECTION SERVICE AID	.00	600.00	.00	(600.00)	.0
100-43523-121 FIRE DEPARTMENT GRANTS	.00	9,407.01	.00	(9,407.01)	.0
100-43650-000 FOREST CROP/MAN FOREST LAND	.00	3,827.26	3,800.00	(27.26)	100.7
100-43670-000 PERSONAL PROPERTY STATE AID	.00	20,503.48	20,503.48	.00	100.0
TOTAL INTERGOVERNMENTAL REVENUE	84,721.06	766,277.26	2,802,477.67	2,036,200.41	27.3
<u>LICENSES & PERMITS</u>					
100-44000-002 ALL OTHER PERMITS & LICENSES	.00	665.00	.00	(665.00)	.0
100-44000-110 LIQUOR & BEER LICENSES	.00	3,385.00	2,400.00	(985.00)	141.0
100-44000-120 OPERATOR LICENSES	15.00	790.00	1,000.00	210.00	79.0
100-44000-121 CIGARETTE LICENSES	.00	100.00	.00	(100.00)	.0
100-44000-122 KENNEL LICENSES & PERMITS	75.00	75.00	75.00	.00	100.0
100-44000-123 MOBILE HOME COURT LICENSES	.00	100.00	100.00	.00	100.0
100-44000-131 FARMERS MARKET PERMIT	10.00	1,710.00	800.00	(910.00)	213.8
100-44000-200 DOG LICENSES	55.00	6,890.50	2,200.00	(4,690.50)	313.2
100-44000-210 SIGN PERMITS/MISC LIC/PERMITS	1,370.00	3,765.00	1,000.00	(2,765.00)	376.5
100-44000-300 BUILDING PERMITS	5,364.37	30,793.32	45,000.00	14,206.68	68.4
100-44000-400 ZONING & VARIANCE CHANGES	.00	1,100.00	1,300.00	200.00	84.6
100-44000-401 CONDITIONAL USE PERMITS	.00	1,450.00	400.00	(1,050.00)	362.5
100-44000-402 PLAT/CSM/SITE PLAN REVIEWS	120.00	5,870.60	3,000.00	(2,870.60)	195.7
100-44000-900 EXCAVATING PERMITS	200.00	42,030.80	500.00	(41,530.80)	8406.2
TOTAL LICENSES & PERMITS	7,209.37	98,725.22	57,775.00	(40,950.22)	170.9

VILLAGE OF KRONENWETTER
REVENUES WITH COMPARISON TO BUDGET
FOR THE 10 MONTHS ENDING OCTOBER 31, 2025

GENERAL FUND

		PERIOD ACTUAL	YTD ACTUAL	BUDGET	UNEARNED	PCNT
<u>FINES, FORFEITURES AND PENALT</u>						
100-45100-100	FINES	2,023.95	33,241.36	36,000.00	2,758.64	92.3
	TOTAL FINES, FORFEITURES AND PENALT	2,023.95	33,241.36	36,000.00	2,758.64	92.3
<u>PUBLIC CHARGES FOR SERVIC</u>						
100-46000-200	SPECIAL ASSESSMENT SEARCH	560.00	3,681.00	.00	(3,681.00)	.0
100-46000-210	POLICE DEPARTMENT SERVICES	.00	375.00	100.00	(275.00)	375.0
100-46000-221	FIRE DEPARTMENT SERVICES	.00	1,201.45	2,500.00	1,298.55	48.1
100-46000-420	GARBAGE COLLECTION FEES	31.77	536,595.50	530,000.00	(6,595.50)	101.2
	TOTAL PUBLIC CHARGES FOR SERVIC	591.77	541,852.95	532,600.00	(9,252.95)	101.7
<u>INTERGOV'T. CHARGES FOR S</u>						
100-47000-323	TOWN OF GUENTHER-STANDBY FEES	.00	.00	5,100.00	5,100.00	.0
	TOTAL INTERGOV'T. CHARGES FOR S	.00	.00	5,100.00	5,100.00	.0
<u>MISCELLANEOUS REVENUES</u>						
100-48000-100	INTEREST EARNED ON INVESTMENTS	29,297.45	322,166.82	130,000.00	(192,166.82)	247.8
100-48000-200	MUNICIPAL CENTER & PARK RENTAL	525.00	9,435.00	7,500.00	(1,935.00)	125.8
100-48000-201	ATHLETIC/SOCCER FIELD RENTAL	.00	2,310.00	3,100.00	790.00	74.5
100-48000-306	SALE OF SCRAP AND USED OIL	.00	4,013.05	1,500.00	(2,513.05)	267.5
100-48000-309	WOOD SALES-COUNTY FOREST LAND	.00	11,127.08	11,500.00	372.92	96.8
100-48000-311	MISCELLANEOUS REVENUE	2,676.00	2,731.43	11,000.00	8,268.57	24.8
100-48000-312	SALE OF OFFICE SUPPLIES	42.79	162.92	100.00	(62.92)	162.9
100-48000-314	CULVERT & ROADWAY WORK/SALE	.00	.00	7,500.00	7,500.00	.0
100-48000-316	FRANCHISE FEE	4,658.56	38,508.88	71,000.00	32,491.12	54.2
100-48000-500	DONATIONS; OTHER	.00	.00	500.00	500.00	.0
100-48000-530	DONATIONS-POLICE DEPARTMENT	120.00	135.00	500.00	365.00	27.0
100-48301-000	SALE OF LAW ENFORCEMENT EQUIPM	.00	17,654.00	.00	(17,654.00)	.0
100-48400-000	INSURANCE CLAIM PROCEEDS	3,900.00	15,920.66	.00	(15,920.66)	.0
100-48510-000	COMMUNITY EVENTS SPONSORSHIPS	.00	4,550.00	3,500.00	(1,050.00)	130.0
	TOTAL MISCELLANEOUS REVENUES	41,219.80	428,714.84	247,700.00	(181,014.84)	173.1
<u>OTHER FINANCING SOURCES</u>						
100-49000-600	INSURANCE PROCEEDS; OTHER	.00	.00	2,500.00	2,500.00	.0
	TOTAL OTHER FINANCING SOURCES	.00	.00	2,500.00	2,500.00	.0
	TOTAL FUND REVENUE	136,552.62	3,847,930.67	5,664,323.15	1,816,392.48	67.9

VILLAGE OF KRONENWETTER
EXPENDITURES WITH COMPARISON TO BUDGET
FOR THE 10 MONTHS ENDING OCTOBER 31, 2025

GENERAL FUND

		PERIOD ACTUAL	YTD ACTUAL	BUDGET	UNEXPENDED	PCNT
<u>VILLAGE BOARD</u>						
100-51000-108-110	BOARD MEMBERS SALARIES & WAGES	2,400.00	21,600.40	33,000.00	11,399.60	65.5
100-51000-108-151	FICA TAX - VILLAGE BOARD	183.63	1,627.57	2,524.50	896.93	64.5
100-51000-108-320	EXPENSES - BOARD MEMBERS	.00	416.81	1,000.00	583.19	41.7
	TOTAL VILLAGE BOARD	2,583.63	23,644.78	36,524.50	12,879.72	64.7
<u>MUNICIPAL COURT</u>						
100-51200-100-333	MUNICIPAL COURT LEGAL FEES	1,591.49	16,866.56	20,000.00	3,133.44	84.3
100-51200-352-000	KRONENWETTER COURT EXPENDITURE	.00	19,933.60	21,783.61	1,850.01	91.5
	TOTAL MUNICIPAL COURT	1,591.49	36,800.16	41,783.61	4,983.45	88.1
<u>LEGAL</u>						
100-51300-302-000	LEGAL FEES-GENERAL	.00	19,601.00	30,000.00	10,399.00	65.3
	TOTAL LEGAL	.00	19,601.00	30,000.00	10,399.00	65.3
<u>GENERAL OFFICE</u>						
100-51400-460-000	OFFICE SUPPLIES	1,818.15	10,956.98	15,000.00	4,043.02	73.1
100-51400-470-000	OFFICE EQUIPMENT/SERVICE AGREE	395.51	6,124.03	13,000.00	6,875.97	47.1
100-51400-485-000	COMPUTER SUPPLIES, EXPENSES &	5,696.54	70,261.86	143,350.00	73,088.14	49.0
100-51400-510-000	INDEPENDENT AUDIT/ACCOUNTING	.00	12,122.36	46,000.00	33,877.64	26.4
100-51400-516-000	UNIFORMS/APPAREL	.00	.00	1,000.00	1,000.00	.0
100-51400-517-000	EMPLOYEE SAFETY/WELLNESS/GIFTS	.00	10.53	350.00	339.47	3.0
	TOTAL GENERAL OFFICE	7,910.20	99,475.76	218,700.00	119,224.24	45.5
<u>ADMINISTRATOR</u>						
100-51410-110-110	SALARIES & WAGES - ADMINISTRAT	.00	.00	103,824.00	103,824.00	.0
100-51410-110-151	FICA TAX - ADMINISTRATOR	.00	.00	7,942.53	7,942.53	.0
100-51410-110-152	RETIREMENT - ADMINISTRAT	.00	.00	7,163.86	7,163.86	.0
100-51410-110-154	INSURANCE - ADMINISTRAT	.00	.00	17,745.44	17,745.44	.0
100-51410-131-000	EAP FRINGE - ADMINISTRATOR	.00	.00	31.00	31.00	.0
100-51410-322-000	MISC-BUSINESS/MTG EXPENSES	.00	.00	2,000.00	2,000.00	.0
100-51410-340-000	ADMIN; SEMINARS & MILEAGE	.00	.00	2,000.00	2,000.00	.0
	TOTAL ADMINISTRATOR	.00	.00	140,706.83	140,706.83	.0

VILLAGE OF KRONENWETTER
 EXPENDITURES WITH COMPARISON TO BUDGET
 FOR THE 10 MONTHS ENDING OCTOBER 31, 2025

GENERAL FUND

	PERIOD ACTUAL	YTD ACTUAL	BUDGET	UNEXPENDED	PCNT
<u>COMMUNITY DEVELOPMENT/ZON</u>					
100-51420-000-000	COMMUNITY DEVELOPMENT/ZONING	.00	440.00	.00 (440.00)	.0
100-51420-110-110	SALARIES & WAGES - ZONING ADMIN	12,043.10	66,616.15	83,100.71	16,484.56 80.2
100-51420-110-151	FICA TAX - ZONING ADMIN	901.61	4,957.18	6,357.20	1,400.02 78.0
100-51420-110-152	COMM. DEVELOP/ZONING; RETIREME	836.99	4,630.78	5,733.95	1,103.17 80.8
100-51420-110-154	COMM. DEVELOP/ZONING; HEALTH I	2,315.73	16,346.11	20,280.50	3,934.39 80.6
100-51420-131-000	COMM. DEVELOP/ZONING; EAP FRIN	.00	.00	29.00	29.00 .0
100-51420-340-000	CD/ZONING; SEMINARS & MILEAGE	.00	208.60	1,000.00	791.40 20.9
100-51420-345-000	CD/ZA MATERIALS AND SUPPLIES	.00	.00	500.00	500.00 .0
100-51420-350-000	COMMUNITY EVENTS	749.00	3,550.91	8,500.00	4,949.09 41.8
100-51420-360-000	PUBLIC RELATIONS/MARKETING	.00	946.20	1,500.00	553.80 63.1
100-51420-370-000	ENGINEERING/SURVEYING/CONSULTI	.00	.00	5,000.00	5,000.00 .0
TOTAL COMMUNITY DEVELOPMENT/ZON		16,846.43	97,695.93	132,001.36	34,305.43 74.0
<u>CLERK</u>					
100-51421-110-110	SALARIES & WAGES - CLERK	8,076.90	46,807.78	61,800.00	14,992.22 75.7
100-51421-110-151	FICA TAX - CLERK	596.49	3,462.51	4,727.70	1,265.19 73.2
100-51421-110-152	RETIREMENT - CLERK	561.33	2,977.07	4,264.20	1,287.13 69.8
100-51421-110-154	INSURANCE - CLERK	2,517.21	13,919.04	21,125.52	7,206.48 65.9
100-51421-131-000	EAP FRINGE - CLERK	.00	.00	29.00	29.00 .0
100-51421-322-000	MISC - BONDING	.00	255.00	150.00 (105.00)	170.0
100-51421-340-000	CLERK; SEMINARS & MILEAGE	952.57	1,057.57	4,000.00	2,942.43 26.4
TOTAL CLERK		12,704.50	68,478.97	96,096.42	27,617.45 71.3
<u>DEPUTY CLERK</u>					
100-51422-110-110	SALARIES & WAGES - DEPUTY CLER	623.66	4,323.61	5,311.78	988.17 81.4
100-51422-110-151	FICA TAX - DEPUTY CLERK	45.58	315.65	406.35	90.70 77.7
100-51422-110-152	RETIREMENT - DEPUTY CLER	43.34	300.57	366.51	65.94 82.0
100-51422-110-154	INSURANCE - DEPUTY CLER	251.73	1,777.28	2,112.55	335.27 84.1
100-51422-322-000	DEPUTY CLERK; MUNICIPAL BONDIN	.00	.00	150.00	150.00 .0
100-51422-340-000	DEPUTY CLERK; SEMINARS & MILEAG	.00	.00	500.00	500.00 .0
TOTAL DEPUTY CLERK		964.31	6,717.11	8,847.19	2,130.08 75.9
<u>ADMIN ASSIST</u>					
100-51423-110-110	SALARIES & WAGES - AA	.00	10,336.57	53,117.78	42,781.21 19.5
100-51423-110-151	FICA TAX - AA	.00	758.01	4,063.51	3,305.50 18.7
100-51423-110-152	RETIREMENT - AA	.00	719.11	3,665.13	2,946.02 19.6
100-51423-110-154	INSURANCE - AA	.00	3,920.70	21,125.52	17,204.82 18.6
100-51423-131-000	EAP FRINGE - AA	.00	.00	29.00	29.00 .0
100-51423-340-000	ADMIN ASSIST; SEMINARS & MILEA	.00	.00	1,500.00	1,500.00 .0
TOTAL ADMIN ASSIST		.00	15,734.39	83,500.94	67,766.55 18.8

VILLAGE OF KRONENWETTER
EXPENDITURES WITH COMPARISON TO BUDGET
FOR THE 10 MONTHS ENDING OCTOBER 31, 2025

GENERAL FUND

		PERIOD ACTUAL	YTD ACTUAL	BUDGET	UNEXPENDED	PCNT
<u>PLANNING TECHNICIAN</u>						
100-51425-110-110	SALARY & WAGES - PLAN TECH	3,118.32	22,057.94	55,197.78	33,139.84	40.0
100-51425-110-151	FICA TAX - PLAN TECH	227.85	1,611.90	4,222.63	2,610.73	38.2
100-51425-110-152	RETIREMENT - PLAN TECH	216.73	1,533.38	3,808.65	2,275.27	40.3
100-51425-110-154	INSURANCE - PLAN TECH	1,258.61	9,002.63	21,125.52	12,122.89	42.6
100-51425-131-000	EAP FRINGE - PLAN TECH	.00	.00	29.00	29.00	.0
100-51425-340-000	PLAN TECH; SEMINARS & MILEAGE	.00	.00	500.00	500.00	.0
	TOTAL PLANNING TECHNICIAN	4,821.51	34,205.85	84,883.58	50,677.73	40.3
<u>ACCT CLERK</u>						
100-51427-110-110	SALARIES & WAGES - ACCT CLERK	5,150.03	34,852.72	42,494.22	7,641.50	82.0
100-51427-110-151	FICA TAX - ACCT CLERK	375.78	2,534.65	3,250.81	716.16	78.0
100-51427-110-152	RETIREMENT - ACCT CLERK	357.94	2,423.99	2,932.10	508.11	82.7
100-51427-110-154	INSURANCE - ACCT CLERK	2,013.76	14,214.94	16,900.42	2,685.48	84.1
100-51427-131-000	EAP FRINGE - ACCT CLERK	.00	.00	29.00	29.00	.0
100-51427-322-000	MISC - BONDING - ACCT CLERK	.00	.00	150.00	150.00	.0
100-51427-340-000	ACCT CLERK; SEMINARS & MILEAGE	.00	733.84	1,300.00	566.16	56.5
	TOTAL ACCT CLERK	7,897.51	54,760.14	67,056.55	12,296.41	81.7
<u>ELECTIONS</u>						
100-51440-110-110	SALARIES & WAGES - ELECTIONS	117.34	10,030.36	15,000.00	4,969.64	66.9
100-51440-110-151	FICA TAX - ELECTIONS	8.98	75.94	1,147.50	1,071.56	6.6
100-51440-350-000	OTHER EXPENSES & SUPPLIES	2,232.98	3,863.71	15,000.00	11,136.29	25.8
	TOTAL ELECTIONS	2,359.30	13,970.01	31,147.50	17,177.49	44.9

VILLAGE OF KRONENWETTER
EXPENDITURES WITH COMPARISON TO BUDGET
FOR THE 10 MONTHS ENDING OCTOBER 31, 2025

GENERAL FUND

	PERIOD ACTUAL	YTD ACTUAL	BUDGET	UNEXPENDED	PCNT
<u>COMMISSIONS, COMMITTEES,</u>					
100-51500-530-110	PROPERTIES & INFRASTRUCTURE WA	.00	.00	1,500.00	1,500.00 .0
100-51500-532-110	BOARD OF APPEALS WAGES	.00	50.00	1,500.00	1,450.00 3.3
100-51500-532-151	BOARD OF APPEALS FICA	.00	6.83	.00	(6.83) .0
100-51500-535-110	PFC COMMITTEE WAGES	.00	125.00	1,500.00	1,375.00 8.3
100-51500-535-151	PFC COMMITTEE FICA	.00	13.04	114.75	101.71 11.4
100-51500-540-110	CLIPP - WAGES	.00	.00	1,500.00	1,500.00 .0
100-51500-540-151	CLIPP - FICA	.00	1.85	114.75	112.90 1.6
100-51500-560-110	PLANNING COMMISSION WAGES	.00	.00	1,500.00	1,500.00 .0
100-51500-560-151	PLANNING COMMISSION FICA	.00	3.25	114.75	111.50 2.8
100-51500-580-000	RECRUITMENT & BACKGROUND CHECK	.00	664.66	2,000.00	1,335.34 33.2
100-51500-590-110	ADMINISTRATIVE POLICY WAGES	.00	600.00	1,500.00	900.00 40.0
100-51500-590-151	ADMINISTRATIVE POLICY FICA	.00	47.05	114.75	67.70 41.0
100-51500-595-110	SPECIAL / AD HOC COMMITTEES WA	.00	.00	1,500.00	1,500.00 .0
100-51500-595-151	SPECIAL / AD HOC COMMITTEES FI	.00	.70	114.75	114.05 .6
100-51500-596-110	KOWALSKI INTERCHANGE WAGES	.00	.00	1,500.00	1,500.00 .0
100-51500-596-151	KOWALSKI INTERCHANGE FICA	.00	.45	114.75	114.30 .4
100-51500-597-100	COMMITTEES-OFFICE SUPPLIES	.00	45.96	750.00	704.04 6.1
TOTAL COMMISSIONS, COMMITTEES,		.00	1,558.79	15,438.50	13,879.71 10.1
<u>TREASURER</u>					
100-51520-110-110	SALARIES & WAGES - TREASURER	6,240.00	9,065.48	50,498.55	41,433.07 18.0
100-51520-110-151	FICA TAX - TREASURER	477.36	693.51	3,863.14	3,169.63 18.0
100-51520-110-152	RETIREMENT - TREASURER	.00	.00	3,484.40	3,484.40 .0
100-51520-110-154	INSURANCE - TREASURER	.00	.00	11,830.29	11,830.29 .0
100-51520-131-000	EAP FRINGE - TREASURER	.00	.00	29.00	29.00 .0
100-51520-300-001	FIN DIR/TREAS CONTR SERVICES	3,546.94	34,564.78	.00	(34,564.78) .0
100-51520-322-000	MISCELLANEOUS-BONDING	.00	.00	150.00	150.00 .0
100-51520-340-000	TREASURER; SEMINARS & MILEAGE	.00	.00	4,000.00	4,000.00 .0
100-51520-999-000	BUDGET ADJUSTMENT	.00	.00	(20,000.00)	(20,000.00) .0
TOTAL TREASURER		10,264.30	44,323.77	53,855.38	9,531.61 82.3
<u>ASSESSOR</u>					
100-51530-110-000	ASSESSOR FEE	1,460.45	16,064.95	16,500.00	435.05 97.4
100-51530-113-000	ASSESSOR - MANUFACTURING	1,285.12	1,285.12	1,300.00	14.88 98.9
TOTAL ASSESSOR		2,745.57	17,350.07	17,800.00	449.93 97.5

VILLAGE OF KRONENWETTER
EXPENDITURES WITH COMPARISON TO BUDGET
FOR THE 10 MONTHS ENDING OCTOBER 31, 2025

GENERAL FUND

		PERIOD ACTUAL	YTD ACTUAL	BUDGET	UNEXPENDED	PCNT
<u>MUNICIPAL BUILDING</u>						
100-51600-110-110	WAGES -CLEANING/SNOW REMOVAL	2,300.13	19,089.86	9,068.89	(10,020.97)	210.5
100-51600-110-151	FICA - CLEANING/SNOW REMOVAL	175.96	1,460.43	693.77	(766.66)	210.5
100-51600-326-000	UTILITIES	1,490.33	53,259.26	40,000.00	(13,259.26)	133.2
100-51600-354-000	MATERIALS & SUPPLIES	12.02	686.59	5,000.00	4,313.41	13.7
100-51600-355-000	JANITORIAL SUPPLIES	530.92	1,499.38	5,000.00	3,500.62	30.0
100-51600-389-000	MAINTENANCE	4,169.92	22,822.01	35,000.00	12,177.99	65.2
	TOTAL MUNICIPAL BUILDING	8,679.28	98,817.53	94,762.66	(4,054.87)	104.3
<u>OTHER GENERAL GOVERNMENT</u>						
100-51900-095-000	UNEMPLOYMENT	.00	.00	10,000.00	10,000.00	.0
100-51900-115-000	VILLAGE EMPLOYEE EVENT	.00	451.37	1,000.00	548.63	45.1
100-51900-120-000	EMPLOYEE SETTLEMENTS	.00	.00	7,875.00	7,875.00	.0
100-51900-938-000	PROPERTY & LIABILITY INSURANCE	.00	4,976.00	30,000.00	25,024.00	16.6
100-51900-960-000	PUBLICATIONS	248.47	1,493.13	2,700.00	1,206.87	55.3
100-51900-970-000	NEWSLETTER	.00	.00	8,000.00	8,000.00	.0
100-51900-990-000	DUES & MEMBERSHIPS	.00	867.44	8,700.00	7,832.56	10.0
100-51900-991-000	BANK & INVESTMENT FEES	40.00	400.00	1,000.00	600.00	40.0
100-51900-994-000	WEIGHTS MEASURES INSPECTION	.00	750.00	750.00	.00	100.0
100-51900-999-000	CONTINGENCY EXPS	.00	.00	74,027.88	74,027.88	.0
	TOTAL OTHER GENERAL GOVERNMENT	288.47	8,937.94	144,052.88	135,114.94	6.2

VILLAGE OF KRONENWETTER
EXPENDITURES WITH COMPARISON TO BUDGET
FOR THE 10 MONTHS ENDING OCTOBER 31, 2025

GENERAL FUND

		PERIOD ACTUAL	YTD ACTUAL	BUDGET	UNEXPENDED	PCNT
<u>POLICE DEPT</u>						
100-52000-110-110	SALARIES & WAGES - CROSS GUARD	904.00	4,124.72	4,860.00	735.28	84.9
100-52000-110-151	FICA TAX - CROSSING GUARD	69.16	315.50	371.79	56.29	84.9
100-52000-110-154	INSURANCE - CROSS GUARD	.00	.00	915.00	915.00	.0
100-52000-120-138	TRAINING & CONF - POLICE CHIEF	.00	471.95	2,000.00	1,528.05	23.6
100-52000-120-140	EMPLOYEE ASSISTANCE PROG-CHIEF	.00	.00	29.00	29.00	.0
100-52000-120-146	PROFESSIONAL DUES-POLICE CHIEF	.00	510.00	575.00	65.00	88.7
100-52000-120-157	EAP-LIEUTENANT	.00	.00	29.00	29.00	.0
100-52000-120-159	PROFESSIONAL DUES - LIEUTENANT	.00	275.00	250.00	(25.00)	110.0
100-52000-120-160	TRAINING & CONF - LIEUTENANT	.00	651.40	2,000.00	1,348.60	32.6
100-52000-120-238	TRAINING - OFFICERS	320.00	1,877.93	6,500.00	4,622.07	28.9
100-52000-120-240	EMERGENCY ASSIST PROG-OFFICERS	.00	.00	174.00	174.00	.0
100-52000-120-250	LEGAL SERVICES-POLICE DEPT	.00	793.38	1,000.00	206.62	79.3
100-52000-120-320	AMMUNITION	.00	375.13	3,000.00	2,624.87	12.5
100-52000-120-321	FT OFFICERS PROTECTIVE CLOTH	353.87	4,182.95	9,000.00	4,817.05	46.5
100-52000-120-322	PT OFFICERS PROTECTIVE CLOTH	.00	.00	500.00	500.00	.0
100-52000-120-323	PHYSICAL EXAMS	.00	674.00	1,000.00	326.00	67.4
100-52000-120-324	FUEL	634.16	15,411.09	40,000.00	24,588.91	38.5
100-52000-120-326	TELEPHONE & UTILITIES - POLICE	507.52	4,568.08	8,700.00	4,131.92	52.5
100-52000-120-380	EQUIPMENT REPAIRS/MAINTENANCE	8,632.11	15,154.68	20,000.00	4,845.32	75.8
100-52000-120-434	EMPLOYEE ASSIST PROG-PD CLERK	.00	.00	29.00	29.00	.0
100-52000-120-437	MILEAGE - POLICE CLERK	.00	165.90	200.00	34.10	83.0
100-52000-120-438	TRAIN/MEETINGS - POLICE CLERK	.00	235.01	1,000.00	764.99	23.5
100-52000-120-460	OFFICE SUPPLIES	431.80	2,627.01	5,500.00	2,872.99	47.8
100-52000-120-475	POSTAGE & SHIPPING	39.46	407.23	550.00	142.77	74.0
100-52000-120-476	PROPERTY ROOM/EVIDENCE	.00	201.36	1,000.00	798.64	20.1
100-52000-120-811	OUTLAY-EQUIPMENT	1,311.00	9,148.50	17,300.00	8,151.50	52.9
100-52000-120-815	PD CONTRACTED SERVICES	.00	138.01	500.00	361.99	27.6
100-52000-120-820	PD: COMPUTER SUPPLIES, EXPENSE	12,953.03	26,149.03	35,000.00	8,850.97	74.7
100-52000-120-938	POLICE DEPARTMENT INSURANCE	.00	953.52	32,925.00	31,971.48	2.9
100-52000-121-110	SALARY & WAGES - LIEUTENANT	12,188.48	85,671.37	105,633.39	19,962.02	81.1
100-52000-121-151	FICA - LIEUTENANT	911.03	6,402.75	8,080.95	1,678.20	79.2
100-52000-121-152	RETIREMENT - LIEUTENANT	1,829.49	12,876.82	15,105.57	2,228.75	85.3
100-52000-121-154	HEALTH INSURANCE - LIEUTENANT	2,517.21	17,769.24	21,125.52	3,356.28	84.1
100-52000-122-110	SALARIES & WAGES - FT OFFICERS	56,378.84	393,983.09	525,510.82	131,527.73	75.0
100-52000-122-151	FICA TAX - FT OFFICERS	4,221.59	29,419.25	37,372.28	7,953.03	78.7
100-52000-122-152	RETIREMENT (WRS) - FT OFFICERS	8,462.47	58,312.20	69,859.29	11,547.09	83.5
100-52000-122-154	HEALTH INSURANCE - FT OFFICERS	14,544.61	90,459.60	136,315.44	45,855.84	66.4
100-52000-123-110	SALARIES & WAGES - PT OFFICERS	237.50	2,810.06	7,561.80	4,751.74	37.2
100-52000-123-151	FICA TAX - PT OFFICERS	18.17	214.96	578.48	363.52	37.2
100-52000-124-110	SALARIES & WAGES - POLICE CLERK	3,271.61	23,384.05	26,675.15	3,291.10	87.7
100-52000-124-151	FICA TAX - POLICE CLERK	238.03	1,697.24	2,040.65	343.41	83.2
100-52000-124-152	RETIREMENT(WRS) - POLICE CLERK	227.37	1,625.51	1,840.59	215.08	88.3
100-52000-124-154	HEALTH INS - POLICE CLERK	1,233.42	8,706.45	9,506.48	800.03	91.6
100-52000-125-110	SALARIES & WAGES - PROPERTY RO	1,061.91	7,386.25	7,416.00	29.75	99.6
100-52000-125-151	FICA TAX - PROP ROOM MGR	81.23	565.01	567.32	2.31	99.6
100-52000-126-110	SALARIES & WAGES PT POLICE CLE	1,029.08	7,124.02	25,323.17	18,199.15	28.1
100-52000-126-151	PT POLICE CLERK; FICA TAX	78.72	545.00	1,937.21	1,392.21	28.1
100-52000-127-110	SALARY & WAGES - POLICE CHIEF	14,065.55	93,483.42	116,246.20	22,762.78	80.4
100-52000-127-151	FICA TAX - POLICE CHIEF	1,054.61	7,001.82	8,892.83	1,891.01	78.7
100-52000-127-152	RETIREMENT(WRS) - POLICE CHIEF	2,111.23	14,055.56	16,623.21	2,567.65	84.6
100-52000-127-154	HEALTH INS - POLICE CHIEF	2,517.21	17,769.24	21,125.52	3,356.28	84.1
100-52000-128-110	SALARY & WAGES - SARGEANT	22,044.28	152,080.55	189,481.12	37,400.57	80.3

VILLAGE OF KRONENWETTER
EXPENDITURES WITH COMPARISON TO BUDGET
FOR THE 10 MONTHS ENDING OCTOBER 31, 2025

GENERAL FUND

		PERIOD ACTUAL	YTD ACTUAL	BUDGET	UNEXPENDED	PCNT
100-52000-128-151	FICA TAX - SARGEANT	1,661.23	11,433.84	13,475.16	2,041.32	84.9
100-52000-128-152	RETIREMENT(WRS) - SARGEANT	3,271.33	22,487.77	25,188.86	2,701.09	89.3
100-52000-128-154	HEALTH INS - SARGEANT	2,969.16	23,991.44	31,354.80	7,363.36	76.5
100-52000-128-157	EAP-SARGEANT	.00	.00	58.00	58.00	.0
TOTAL POLICE DEPT		184,381.47	1,180,667.89	1,619,803.60	439,135.71	72.9
<u>FIRE & EMS</u>						
100-52200-201-110	SALARIES & WAGES - FIRE DEPART	9,362.00	108,307.35	163,290.00	54,982.65	66.3
100-52200-201-131	EMPLOYEE ASSISTANCE PROGRAM	.00	.00	1,160.00	1,160.00	.0
100-52200-201-151	FICA TAX - FIRE DEPARTMENT	716.21	8,242.39	12,491.69	4,249.30	66.0
100-52200-201-152	RETIREMENT FIRE DEPARTMENT	566.47	5,375.52	10,000.00	4,624.48	53.8
100-52200-201-321	PROTECTIVE CLOTHING	.00	20,000.00	20,000.00	.00	100.0
100-52200-201-322	MISCELLANEOUS FD SUPPLIES	45.00	567.51	1,000.00	432.49	56.8
100-52200-201-323	PHYSICAL EXAMS	.00	607.00	1,500.00	893.00	40.5
100-52200-201-324	FUEL	143.96	4,061.03	7,000.00	2,938.97	58.0
100-52200-201-326	UTILITIES - SIREN	.00	287.08	500.00	212.92	57.4
100-52200-201-327	RADIOS	.00	10,000.00	10,000.00	.00	100.0
100-52200-201-328	DISAB/ACCIDENT DEATH POLICY	.00	.00	8,500.00	8,500.00	.0
100-52200-201-330	PHONE REIMBURSEMENT	.00	360.00	960.00	600.00	37.5
100-52200-201-331	FD DUES & MEMBERSHIPS	.00	1,584.00	1,000.00	(584.00)	158.4
100-52200-201-340	TRAINING/SCHOOLING/MEETINGS	.00	1,894.61	4,000.00	2,105.39	47.4
100-52200-201-350	OFFICE EXPENSES & SUPPLIES	130.82	1,386.02	1,500.00	113.98	92.4
100-52200-201-380	EQUIPMENT REPAIRS/MAINTENANCE	2,917.00	20,787.71	30,000.00	9,212.29	69.3
100-52200-201-383	FIELD TOOLS OUTLAY	.00	4,213.56	7,500.00	3,286.44	56.2
100-52200-201-820	COMPUTER PURCHASE/SOFTWARE	.00	236.25	3,000.00	2,763.75	7.9
100-52200-201-938	FIRE DEPARTMENT INSURANCE	.00	.00	25,000.00	25,000.00	.0
100-52200-201-940	FD GRANT MATCHING	.00	20,000.00	10,000.00	(10,000.00)	200.0
100-52200-300-110	SALARIES & WAGES - FR/EMS	1,929.00	28,679.00	45,000.00	16,321.00	63.7
100-52200-300-151	FICA TAX - FIRST RESPONDERS	147.58	2,204.67	3,442.50	1,237.83	64.0
100-52200-300-152	RETIREMENT - EMS/FR	95.02	1,837.84	2,000.00	162.16	91.9
100-52200-301-000	EQUIPMENT SUPPLIES/MAINTENANCE	248.00	3,007.62	5,000.00	1,992.38	60.2
100-52200-301-340	TRAINING/SCHOOLING/ADD'L MTGS	.00	1,316.04	4,000.00	2,683.96	32.9
100-52200-301-350	SUPPLIES, MILEAGE & EXPENSES	.00	2,112.71	3,000.00	887.29	70.4
100-52200-301-360	MEDICAL/PHYSICALS	.00	240.50	500.00	259.50	48.1
100-52200-301-811	OUTLAY-EQUIPMENT	.00	754.18	4,000.00	3,245.82	18.9
100-52200-310-210	OUTSIDE SERVICES	4,450.00	14,950.00	22,000.00	7,050.00	68.0
100-52200-310-329	SERVICE/STANDBY FEE	.00	52,674.16	65,000.00	12,325.84	81.0
TOTAL FIRE & EMS		20,751.06	315,686.75	472,344.19	156,657.44	66.8
<u>BUILDING INSPECTOR</u>						
100-52400-400-250	CONTRACTED INSPECTOR SERVICES	17,760.00	17,760.00	25,000.00	7,240.00	71.0
100-52400-400-353	HOUSE NUMBERS	40.15	98.64	600.00	501.36	16.4
100-52400-400-354	COMPUTER SOFTWARE AND SUPPLIES	.00	1,950.80	1,000.00	(950.80)	195.1
TOTAL BUILDING INSPECTOR		17,800.15	19,809.44	26,600.00	6,790.56	74.5

VILLAGE OF KRONENWETTER
EXPENDITURES WITH COMPARISON TO BUDGET
FOR THE 10 MONTHS ENDING OCTOBER 31, 2025

GENERAL FUND

		PERIOD ACTUAL	YTD ACTUAL	BUDGET	UNEXPENDED	PCNT
<u>POLICE & FIRE COMMISSION</u>						
100-52800-100-321	PFC POSTAGE	17.49	209.36	25.00	(184.36)	837.4
100-52800-100-340	PFC TRAINING/SCHOOLING	.00	.00	375.00	375.00	.0
100-52800-100-354	MATERIALS & SUPPLIES	.00	.00	100.00	100.00	.0
100-52800-101-110	PFC CLERK SALARIES & WAGES	526.64	3,780.12	5,927.81	2,147.69	63.8
100-52800-101-151	PFC CLERK FICA TAX	38.79	277.90	453.48	175.58	61.3
100-52800-101-152	PFC CLERK RETIREMENT	27.84	199.08	409.02	209.94	48.7
100-52800-101-154	PFC CLERK-HEALTH INSURANCE	151.05	1,066.30	2,112.55	1,046.25	50.5
	TOTAL POLICE & FIRE COMMISSION	761.81	5,532.76	9,402.86	3,870.10	58.8

VILLAGE OF KRONENWETTER
EXPENDITURES WITH COMPARISON TO BUDGET
FOR THE 10 MONTHS ENDING OCTOBER 31, 2025

GENERAL FUND

		PERIOD ACTUAL	YTD ACTUAL	BUDGET	UNEXPENDED	PCNT
<u>PUBLIC WORKS</u>						
100-53000-300-000	ENGINEERING COSTS	.00	19,632.50	25,000.00	5,367.50	78.5
100-53000-302-110	SALARIES & WAGES - PW DIRECTOR	5,201.82	34,495.89	42,873.75	8,377.86	80.5
100-53000-302-131	EAP FRINGE - PW DIRECTOR	.00	.00	29.00	29.00	.0
100-53000-302-151	FICA TAX - PW DIRECTOR	388.31	2,570.95	3,279.84	708.89	78.4
100-53000-302-152	RETIREMENT (WRS) - PW DIRECTOR	361.52	2,398.06	2,958.29	560.23	81.1
100-53000-302-154	HEALTH INSURANCE - PW DIRECTOR	1,132.58	7,995.22	9,506.48	1,511.26	84.1
100-53000-302-330	MILEAGE - PUBLIC WORKS	98.00	373.33	.00	(373.33)	.0
100-53000-302-340	PWD; SEMINARS, TRAINING & MILE	.00	1,392.00	1,500.00	108.00	92.8
100-53000-311-110	SALARIES & WAGES - PW	39,278.34	287,218.91	365,569.63	78,350.72	78.6
100-53000-311-130	PW EMPLOYEES PHYSICALS	.00	585.25	350.00	(235.25)	167.2
100-53000-311-137	PW CREW EAP FRINGE	.00	.00	150.00	150.00	.0
100-53000-311-151	FICA - PW	2,897.80	21,249.54	27,966.08	6,716.54	76.0
100-53000-311-152	RETIREMENT - PW	2,729.82	19,857.47	25,224.30	5,366.83	78.7
100-53000-311-154	HEALTH INSURANCE - PW	12,586.05	85,680.55	126,753.12	41,072.57	67.6
100-53000-311-342	SALT/BRINE	.00	52,161.97	225,000.00	172,838.03	23.2
100-53000-311-344	PATCHING MATERIAL-ASPHALT	119.93	58,672.94	65,000.00	6,327.06	90.3
100-53000-311-345	SEAL COATING	.00	300,000.00	300,000.00	.00	100.0
100-53000-311-346	CRACKFILLING	.00	65,000.00	65,000.00	.00	100.0
100-53000-311-347	PAVEMENT MARKING	.00	20,000.00	20,000.00	.00	100.0
100-53000-311-348	GRAVEL & ROAD BASE	4,137.20	22,483.56	25,000.00	2,516.44	89.9
100-53000-311-357	CULVERTS	4,124.39	6,659.42	15,000.00	8,340.58	44.4
100-53000-311-358	ROAD SIGNS	.00	3,245.42	4,300.00	1,054.58	75.5
100-53000-311-359	BRIDGE INSPECTIONS	.00	.00	2,000.00	2,000.00	.0
100-53000-311-360	STORM WATER	.00	2,500.00	2,500.00	.00	100.0
100-53000-311-380	EQUIPMENT; REPAIRS/MAINTENANCE	3,197.60	31,506.28	70,000.00	38,493.72	45.0
100-53000-311-381	TRAFFIC SIGNAL MAINT. & REPAIR	.00	1,377.16	6,500.00	5,122.84	21.2
100-53000-311-384	PWKS; FUEL & OIL CHANGES	7,364.26	39,813.17	65,000.00	25,186.83	61.3
100-53000-311-814	PW; EQUIPMENT RENTALS	.00	30,418.29	34,000.00	3,581.71	89.5
100-53000-312-326	GARAGE UTILITIES	260.74	8,825.20	15,000.00	6,174.80	58.8
100-53000-312-329	UNIFORMS & SAFETY EQUIPMENT	365.17	4,740.47	6,500.00	1,759.53	72.9
100-53000-312-354	OFFICE SUPPLIES	.00	440.95	300.00	(140.95)	147.0
100-53000-312-355	WINTER MAINT-PLOW BLADES ETC	.00	2,494.93	10,000.00	7,505.07	25.0
100-53000-312-356	WINTER DAMAGE-PRIVATE PROPERTY	.00	.00	300.00	300.00	.0
100-53000-314-320	GARAGE SUPPLIES & EXPENSES	487.42	12,854.19	20,000.00	7,145.81	64.3
100-53000-314-422	WEATHER SIRENS	.00	1,250.00	1,000.00	(250.00)	125.0
100-53000-315-420	STREET LIGHTING	2,989.39	31,358.42	60,000.00	28,641.58	52.3
100-53000-620-315	RECYCLING EXPENSES	10,745.02	96,780.20	145,000.00	48,219.80	66.7
100-53000-620-317	YARD WASTE SITE EXP	3,720.50	6,387.58	15,000.00	8,612.42	42.6
100-53000-620-320	SOLID WASTE COLLECTION EXPENSE	28,897.61	259,357.99	413,000.00	153,642.01	62.8
100-53000-938-000	PUBLIC WORKS INSURANCE	.00	.00	45,000.00	45,000.00	.0
100-53000-940-000	ROW TREE WORK	.00	.00	2,000.00	2,000.00	.0
100-53000-999-000	BUDGET ADJUSTMENT	.00	.00	(145,000.00)	(145,000.00)	.0
TOTAL PUBLIC WORKS		131,083.47	1,541,777.81	2,118,560.49	576,782.68	72.8

VILLAGE OF KRONENWETTER
EXPENDITURES WITH COMPARISON TO BUDGET
FOR THE 10 MONTHS ENDING OCTOBER 31, 2025

GENERAL FUND

		PERIOD ACTUAL	YTD ACTUAL	BUDGET	UNEXPENDED	PCNT
<u>ANIMAL CONTROL</u>						
100-54110-210-000	ANIMAL CONTROL	.00	2,725.00	5,000.00	2,275.00	54.5
	TOTAL ANIMAL CONTROL	.00	2,725.00	5,000.00	2,275.00	54.5
<u>PARKS</u>						
100-55000-200-110	SALARY & WAGES - PARKS	10,965.36	50,573.00	42,642.00	(7,931.00)	118.6
100-55000-200-116	PARKS SCHOOLING, TRAINING	.00	495.43	1,500.00	1,004.57	33.0
100-55000-200-140	PARKS DEPT PHYSICALS	.00	.00	100.00	100.00	.0
100-55000-200-151	FICA TAX - PARKS	838.86	3,868.89	3,262.11	(606.78)	118.6
100-55000-200-326	PARKS; UTILITIES	103.87	2,008.33	6,000.00	3,991.67	33.5
100-55000-200-327	PORTABLE RESTROOM/WASH STATION	990.00	6,960.00	6,000.00	(960.00)	116.0
100-55000-200-329	UNIFORMS & SAFETY EQUIPMENT	.00	232.10	450.00	217.90	51.6
100-55000-200-355	PARKS; FUEL CHARGES	.00	4,098.37	6,000.00	1,901.63	68.3
100-55000-200-361	MAINTENANCE SUPPLIES	1,147.99	4,679.53	8,000.00	3,320.47	58.5
100-55000-200-380	EQUIPMENT REPAIRS	.00	3,850.86	5,000.00	1,149.14	77.0
100-55000-200-400	PARKS -OTHER PROJECTS	.00	5,739.00	36,500.00	30,761.00	15.7
	TOTAL PARKS	14,046.08	82,505.51	115,454.11	32,948.60	71.5
	TOTAL FUND EXPENDITURES	448,480.54	3,790,777.36	5,664,323.15	1,873,545.79	66.9
	NET REVENUE OVER EXPENDITURES	(311,927.92)	57,153.31	.00	(57,153.31)	.0

VILLAGE OF KRONENWETTER
Municipal Court Fund
Year-to-Date Ended October 31, 2025 and 2024
(83% of Year Completed)

REVENUES:	10/31/2025 YTD Actual	2025 Original Budget	2025 Amended Budget	2025 Budget Variance - Positive (Negative)	10/31/2024 YTD Actual
Fines & Forfeitures	\$ 16,149	\$ 31,000	\$ 31,000	\$ (14,851)	\$ 17,707
Interest Income	10	-	-	10	-
Transfer from General Fund	19,934	21,784	21,784	(1,850)	-
TOTAL REVENUES	\$ 36,093	\$ 52,784	\$ 52,784	\$ (16,691)	\$ 17,707
<i>Budget Percentage Received YTD</i>	<i>68.38%</i>				
EXPENDITURES:					
Municipal Court Judge	\$ 6,286	\$ 10,021	\$ 10,021	\$ 3,735	\$ 6,307
Municipal Court Clerk	39,650	40,063	40,063	413	36,701
Municipal Court Other Exps	1,005	2,700	2,700	1,695	2,554
Transfer to General Fund	-	-	-	-	-
TOTAL EXPENDITURES	\$ 46,941	\$ 52,784	\$ 52,784	\$ 5,843	\$ 45,562
<i>Budget Percentage Expended YTD</i>	<i>88.93%</i>				
NET CHANGE IN FUND BALANCE	\$ (10,848)	\$ -	\$ -	<u>\$ (10,848)</u>	\$ (27,855)
Fund Balance - January 1st	-	-	-		-
Fund Balance (Deficit) - October 31st	\$ (10,848)	\$ -	\$ -		\$ (27,855)

VILLAGE OF KRONENWETTER
Park Fund
Year-to-Date Ended October 31, 2025 and 2024
(83% of Year Completed)

REVENUES:	10/31/2025 YTD Actual	2025 Original Budget	2025 Amended Budget	2025 Budget Variance - Positive (Negative)	10/31/2024 YTD Actual
Interest Income	\$ 2,644	\$ -	\$ -	\$ 2,644	\$ 3,121
Donations	-	-	-	-	-
Applied Fund Balance (Carryover from Prior Year)	-	-	-	-	1,500
TOTAL REVENUES	\$ 2,644	\$ -	\$ -	\$ 2,644	\$ 4,621
<i>Budget Percentage Received YTD</i>	<i>N/A</i>				
EXPENDITURES:					
Parks/Capital Outlay - Bike & Walkways	\$ -	\$ -	\$ -	\$ -	\$ -
Transfer to Equipment Replacement Fund	-	-	-	-	-
TOTAL EXPENDITURES	\$ -	\$ -	\$ -	\$ -	\$ -
<i>Budget Percentage Expended YTD</i>	<i>N/A</i>				
NET CHANGE IN FUND BALANCE	\$ 2,644	\$ -	\$ -	\$ 2,644	\$ 4,621
Fund Balance - January 1st	74,857	74,857	74,857		71,158
Fund Balance - October 31st	\$ 77,501	\$ 74,857	\$ 74,857		\$ 75,779

VILLAGE OF KRONENWETTER
Fire Department Donations Fund
Year-to-Date Ended October 31, 2025 and 2024
(83% of Year Completed)

REVENUES:	10/31/2025 YTD Actual	2025 Original Budget	2025 Amended Budget	2025 Budget Variance - Positive (Negative)	10/31/2024 YTD Actual
Interest Income	\$ 225	\$ 450	\$ 450	\$ (225)	\$ 385
Donations	9,548	5,000	5,000	4,548	14,643
TOTAL REVENUES	\$ 9,773	\$ 5,450	\$ 5,450	\$ 4,323	\$ 15,028
<i>Budget Percentage Received YTD</i>	<i>179.32%</i>				
EXPENDITURES:					
Fire Donation Exps	\$ 2,262	\$ 5,450	\$ 5,450	\$ 3,188	\$ 7,645
TOTAL EXPENDITURES	\$ 2,262	\$ 5,450	\$ 5,450	\$ 3,188	\$ 7,645
<i>Budget Percentage Expended YTD</i>	<i>41.50%</i>				
NET CHANGE IN FUND BALANCE	\$ 7,511	\$ -	\$ -	\$ 7,511	\$ 7,383
Fund Balance - January 1st	22,403	22,403	22,403		19,713
Fund Balance - October 31st	\$ 29,914	\$ 22,403	\$ 22,403		\$ 27,096

VILLAGE OF KRONENWETTER
EMS Grants Fund
Year-to-Date Ended October 31, 2025 and 2024
(83% of Year Completed)

REVENUES:	10/31/2025 YTD Actual	2025 Original Budget	2025 Amended Budget	2025 Budget Variance - Positive (Negative)	10/31/2024 YTD Actual
EMS Grants	\$ 37,855	\$ 37,855	\$ 37,855	\$ -	\$ -
Interest Income	34	-	-	34	-
TOTAL REVENUES	\$ 37,889	\$ 37,855	\$ 37,855	\$ 34	\$ -
<i>Budget Percentage Received YTD</i>	<i>100.09%</i>				
EXPENDITURES:					
EMS - Training/Schooling	\$ 1,268	\$ 2,398	\$ 2,398	\$ 1,130	\$ -
EMS - Outlay/Equipment	2,836	35,457	35,457	32,621	-
TOTAL EXPENDITURES	\$ 4,104	\$ 37,855	\$ 37,855	\$ 33,751	\$ -
<i>Budget Percentage Expended YTD</i>	<i>10.84%</i>				
NET CHANGE IN FUND BALANCE	\$ 33,785	\$ -	\$ -	\$ 33,785	\$ -
Fund Balance - January 1st	-	-	-		-
Fund Balance - October 31st	\$ 33,785	\$ -	\$ -		\$ -

VILLAGE OF KRONENWETTER
2% Fire Dues Fund
Year-to-Date Ended October 31, 2025 and 2024
(83% of Year Completed)

	10/31/2025	2025	2025	2025 Budget	10/31/2024
REVENUES:	YTD Actual	Original	Amended	Variance -	YTD Actual
		Budget	Budget	Positive	
				(Negative)	
State Aids - 2% Fire Dues/Kronenwetter	\$ 40,656	\$ 36,655	\$ 36,655	\$ 4,001	\$ 36,655
State Aids - 2% Fire Dues/Town of Guenther	1,844	1,505	1,505	339	1,505
Interest Income	656	1,000	1,000	(344)	1,287
Applied Fund Balance	-	1,348	1,348	(1,348)	24,533
TOTAL REVENUES	\$ 43,156	\$ 40,508	\$ 40,508	\$ 2,648	\$ 63,980
<i>Budget Percentage Received YTD</i>	<i>106.54%</i>				
EXPENDITURES:					
Wages & Fringe Benefits	\$ -	\$ 7,008	\$ 7,008	\$ 7,008	\$ -
Fire Training, Supplies, Tools	28,922	18,500	18,500	(10,422)	4,480
Capital Outlay - Fire Equipment	9,426	15,000	15,000	5,574	19,295
TOTAL EXPENDITURES	\$ 38,348	\$ 40,508	\$ 40,508	\$ 2,160	\$ 23,775
<i>Budget Percentage Expended YTD</i>	<i>94.67%</i>				
NET CHANGE IN FUND BALANCE	\$ 4,808	\$ -	\$ -	\$ 4,808	\$ 40,205
Fund Balance - January 1st	81,988	81,988	81,988		65,693
Fund Balance - October 31st	\$ 86,796	\$ 81,988	\$ 81,988		\$ 105,898

VILLAGE OF KRONENWETTER
Tax Increment District (TID) #1 Fund
Year-to-Date Ended October 31, 2025 and 2024
(83% of Year Completed)

REVENUES:	10/31/2025 YTD Actual	2025 Original Budget	2025 Amended Budget	2025 Budget Variance - Positive (Negative)	10/31/2024 YTD Actual
Property Taxes	\$ 260,609	\$ 252,278	\$ 252,278	\$ 8,331	\$ 252,278
State Aids - Exempt Computer Aid	568	568	568	-	568
State Aids - Personal Property Aid	10,216	10,216	10,216	-	-
Tax Guarantee - Developers	61,005	56,464	56,464	4,541	56,464
Interest Income	18,141	10,000	10,000	8,141	12,377
TOTAL REVENUES	\$ 350,539	\$ 329,526	\$ 329,526	\$ 21,013	\$ 321,687
<i>Budget Percentage Received YTD</i>	<i>106.38%</i>				
EXPENDITURES:					
TID Admin Staff	\$ 1,155	\$ 4,074	\$ 4,074	\$ 2,919	\$ 2,691
TID Misc Exps	360	2,400	2,400	2,040	875
Legal	2,905	-	-	(2,905)	-
RDA Committee	2	600	600	598	-
Debt - Principal Payments	330,000	330,000	330,000	-	330,000
Debt - Interest Payments	93,018	93,018	93,018	-	101,108
Debt - Issuance Costs	612	-	-	(612)	612
TOTAL EXPENDITURES	\$ 428,052	\$ 430,092	\$ 430,092	\$ 2,040	\$ 435,286
<i>Budget Percentage Expended YTD</i>	<i>99.53%</i>				
NET CHANGE IN FUND BALANCE	\$ (77,513)	\$ (100,566)	\$ (100,566)	\$ 23,053	\$ (113,599)
Fund Balance (Deficit) - January 1st	(2,616,312)	(2,616,312)	(2,616,312)		(2,503,721)
Fund Balance (Deficit) - October 31st	\$ (2,693,825)	\$ (2,716,878)	\$ (2,716,878)		\$ (2,617,320)

VILLAGE OF KRONENWETTER
Tax Increment District (TID) #2 Fund
Year-to-Date Ended October 31, 2025 and 2024
(83% of Year Completed)

REVENUES:	10/31/2025 YTD Actual	2025 Original Budget	2025 Amended Budget	2025 Budget Variance - Positive (Negative)	10/31/2024 YTD Actual
Property Taxes	\$ 880,339	\$ 844,013	\$ 844,013	\$ 36,326	\$ 844,012
State Aids - Exempt Computer Aid	41,800	41,800	41,800	-	41,800
State Aids - Personal Property Aid	3,301	3,301	3,301	-	2,495
Interest Income	99,480	310,401	310,401	(210,921)	26,681
Capital Borrowing Proceeds	-	-	-	-	6,390,000
Debt Premium Proceeds	-	250,768	250,768	(250,768)	301,937
Miscellaneous Revenue	-	-	-	-	12
TOTAL REVENUES	\$ 1,024,920	\$ 1,450,283	\$ 1,450,283	\$ (425,363)	\$ 7,606,937
<i>Budget Percentage Received YTD</i>	<i>70.67%</i>				
EXPENDITURES:					
TID Admin Staff	\$ 11,337	\$ 9,531	\$ 9,531	\$ (1,806)	\$ 18,963
TID Misc Exps	569	15,100	15,100	14,531	1,939
RDA Committee	-	600	600	600	-
Engineering Costs	130,639	-	-	(130,639)	207,543
Advertising/Marketing	-	-	-	-	-
Legal	-	-	-	-	3,479
Infrastructure	1,095,528	-	-	(1,095,528)	-
Developer Incentives	-	-	-	-	-
Land Acquisition	-	-	-	-	-
Debt - Principal Payments	690,000	690,000	690,000	-	-
Debt - Interest Payments	250,768	250,768	250,768	-	-
Debt - Issuance Costs	-	1,000	1,000	1,000	106,714
Transfer to General Fund	-	-	-	-	-
TOTAL EXPENDITURES	\$ 2,178,841	\$ 966,999	\$ 966,999	\$ (1,211,842)	\$ 338,638
<i>Budget Percentage Expended YTD</i>	<i>225.32%</i>				
NET CHANGE IN FUND BALANCE	\$ (1,153,921)	\$ 483,284	\$ 483,284	\$ (1,637,205)	\$ 7,268,299
Fund Balance - January 1st	7,808,025	7,808,025	7,808,025		509,567
Fund Balance - October 31st	\$ 6,654,104	\$ 8,291,309	\$ 8,291,309		\$ 7,777,866



TID #2 Fund Balance Restrictions:

Apply Balance of Bond Premium to Future Debt Service Payments (apply to 2025 & 2026 budgets)	\$ 19,419
Balance of 2024B Capital Borrowing Proceeds to be used in 2025-2027	4,893,646
Unassigned Fund Balance	1,741,039
Fund Balance - 10/31/2025	\$ 6,654,104

VILLAGE OF KRONENWETTER
Tax Increment District (TID) #3 Fund
Year-to-Date Ended October 31, 2025 and 2024
(83% of Year Completed)

REVENUES:	10/31/2025 YTD Actual	2025 Original Budget	2025 Amended Budget	2025 Budget Variance - Positive (Negative)	10/31/2024 YTD Actual
Property Taxes	\$ 35,660	\$ 34,131	\$ 34,131	\$ 1,529	\$ 34,131
State Aids - Personal Property Aid	583	583	583	-	534
Interest Income	2,331	2,500	2,500	(169)	2,117
TOTAL REVENUES	\$ 38,574	\$ 37,214	\$ 37,214	\$ 1,360	\$ 36,782
<i>Budget Percentage Received YTD</i>	<i>103.65%</i>				
EXPENDITURES:					
TID Admin Staff	\$ 1,154	\$ 4,074	\$ 4,074	\$ 2,920	\$ 2,671
TID Misc Exps	360	1,060	1,060	700	750
RDA Committee	-	600	600	600	-
Legal	-	150	150	150	-
Transfer to General Fund	-	-	-	-	-
TOTAL EXPENDITURES	\$ 1,514	\$ 5,884	\$ 5,884	\$ 4,370	\$ 3,421
<i>Budget Percentage Expended YTD</i>	<i>25.73%</i>				
NET CHANGE IN FUND BALANCE	\$ 37,060	\$ 31,330	\$ 31,330	\$ 5,730	\$ 33,361
Fund Balance - January 1st	132,761	132,761	132,761		98,711
Fund Balance - October 31st	\$ 169,821	\$ 164,091	\$ 164,091		\$ 132,072

VILLAGE OF KRONENWETTER
Tax Increment District (TID) #4 Fund
Year-to-Date Ended October 31, 2025 and 2024
(83% of Year Completed)

REVENUES:	10/31/2025 YTD Actual	2025 Original Budget	2025 Amended Budget	2025 Budget Variance - Positive (Negative)	10/31/2024 YTD Actual
Property Taxes	\$ 134,586	\$ 129,409	\$ 129,409	\$ 5,177	\$ 129,409
State Aids - Exempt Computer Aid	675	675	675	-	675
State Aids - Personal Property Aid	3,528	3,528	3,528	-	362
Tax Guarantee - Developers	20,880	26,895	26,895	(6,015)	26,896
Interest Income	3,958	2,500	2,500	1,458	2,225
TOTAL REVENUES	\$ 163,627	\$ 163,007	\$ 163,007	\$ 620	\$ 159,567
<i>Budget Percentage Received YTD</i>	<i>100.38%</i>				
EXPENDITURES:					
TID Admin Staff	\$ 1,154	\$ 4,074	\$ 4,074	\$ 2,920	\$ 2,671
TID Misc Exps	560	1,360	1,360	800	750
RDA Committee	-	600	600	600	-
Debt - Principal Payments	170,000	170,000	170,000	-	165,000
Debt - Interest Payments	29,500	29,500	29,500	-	36,200
TOTAL EXPENDITURES	\$ 201,214	\$ 205,534	\$ 205,534	\$ 4,320	\$ 204,621
<i>Budget Percentage Expended YTD</i>	<i>97.90%</i>				
NET CHANGE IN FUND BALANCE	\$ (37,587)	\$ (42,527)	\$ (42,527)	\$ 4,940	\$ (45,054)
Fund Balance - January 1st	88,213	88,213	88,213		132,806
Fund Balance - October 31st	<u>\$ 50,626</u>	<u>\$ 45,686</u>	<u>\$ 45,686</u>		<u>\$ 87,752</u>

VILLAGE OF KRONENWETTER
Capital Projects Fund
Year-to-Date Ended October 31, 2025 and 2024
(83% of Year Completed)

REVENUES:	10/31/2025 YTD Actual	2025 Original Budget	2025 Amended Budget	2025 Budget Variance - Positive (Negative)	10/31/2024 YTD Actual
Property Taxes	\$ -	\$ 200,000	\$ -	\$ -	\$ 200,000
Interest Income	21,471	75,000	75,000	(53,529)	13,271
Capital Borrowing Proceeds	-	-	-	-	1,465,000
Applied Fund Balance	-	-	-	-	202,000
TOTAL REVENUES	\$ 21,471	\$ 275,000	\$ 75,000	\$ (53,529)	\$ 1,880,271
<i>Budget Percentage Received YTD</i>	<i>28.63%</i>				
EXPENDITURES:					
Road Improvements	\$ 548,782	\$ 1,696,775	\$ 1,115,860	\$ 567,078	\$ 197,604
Other Capital Projects	-	125,000	125,000	125,000	56,969
Debt Issuance Costs	-	-	-	-	5,000
Transfer to Debt Service Fund	57,000	-	57,000	-	-
TOTAL EXPENDITURES	\$ 605,782	\$ 1,821,775	\$ 1,297,860	\$ 692,078	\$ 259,573
<i>Budget Percentage Expended YTD</i>	<i>46.68%</i>				
NET CHANGE IN FUND BALANCE	\$ (584,311)	\$ (1,546,775)	\$ (1,222,860)	\$ 638,549	\$ 1,620,698
Fund Balance - January 1st	1,925,934	1,925,934	1,925,934		524,673
Fund Balance - October 31st	<u>\$ 1,341,623</u>	<u>\$ 379,159</u>	<u>\$ 703,074</u>		<u>\$ 2,145,371</u>

Fund Balance Restrictions:

Balance of 2024B Capital Borrowing Proceeds to be used in 2025-2027	\$ 1,320,152
Unassigned Fund Balance	21,471
Fund Balance - 10/31/2025	\$ 1,341,623

VILLAGE OF KRONENWETTER
Equipment Replacement Fund
Year-to-Date Ended October 31, 2025 and 2024
(83% of Year Completed)

REVENUES:	10/31/2025 YTD Actual	2025 Original Budget	2025 Amended Budget	2025 Budget Variance - Positive (Negative)	10/31/2024 YTD Actual
Property Taxes	\$ -	\$ 86,000	\$ -	\$ -	\$ 428,500
Interest Income	2,063	1,000	1,000	1,063	1,432
Proceeds from Sale of Capital Assets	-	-	-	-	-
Capital Borrowing Proceeds	-	-	-	-	-
Transfer from Parks Fund	-	-	-	-	-
Transfer from General Fund	-	-	-	-	10,000
TOTAL REVENUES	\$ 2,063	\$ 87,000	\$ 1,000	\$ 1,063	\$ 439,932
<i>Budget Percentage Received YTD</i>	<i>206.30%</i>				
EXPENDITURES:					
Equipment Purchases	\$ 218,257	\$ 86,000	\$ 226,000	\$ 7,743	\$ 457,492
Fire Protection Equipment	-	-	-	-	-
Bank & Investment Fees	-	1,000	1,000	1,000	-
Transfer to General Fund	-	-	-	-	-
TOTAL EXPENDITURES	\$ 218,257	\$ 87,000	\$ 227,000	\$ 8,743	\$ 457,492
<i>Budget Percentage Expended YTD</i>	<i>96.15%</i>				
NET CHANGE IN FUND BALANCE	\$ (216,194)	\$ -	\$ (226,000)	\$ 9,806	\$ (17,560)
Fund Balance - January 1st	297,039	297,039	297,039		295,100
Fund Balance - October 31st	\$ 80,845	\$ 297,039	\$ 71,039		\$ 277,540

VILLAGE OF KRONENWETTER
Water Utility Fund
Year-to-Date Ended October 31, 2025 and 2024
(83% of Year Completed)

REVENUES:	10/31/2025 YTD Actual	2025 Original Budget	2025 Amended Budget	2025 Budget Variance - Positive (Negative)	10/31/2024 YTD Actual
Metered Sales-Residential	\$ 376,409	\$ 388,237	\$ 388,237	\$ (11,828)	\$ 331,213
Metered Sales-Commercial	33,603	39,320	39,320	(5,717)	32,129
Metered Sales-Industrial	7,943	8,349	8,349	(406)	6,262
Private Fire Protection	4,531	5,326	5,326	(795)	4,487
Public Fire Protection	110,047	115,014	115,014	(4,967)	98,090
Industrial Fire Protection	1,624	-	-	1,624	1,185
Commercial Fire Protection	5,274	-	-	5,274	5,256
Metered Sales-Public Authority	731	390	390	341	519
Metered Sales-Multi Family Residential	58,587	51,500	51,500	7,087	45,989
Cell Tower Rental on Water Tower	31,360	31,360	31,360	-	31,360
Water Connection Fees	2,263	1,000	1,000	1,263	1,200
Misc Operating Revenues	233	1,290	1,290	(1,057)	6,137
Clear Water Revenues	53,820	706,335	706,335	(652,515)	47,794
Contributed Assets	-	-	-	-	-
Interest on Investments	51,109	50,000	50,000	1,109	66,602
Interest on Lease Receivables	-	-	-	-	-
Forfeited Discounts	2,251	-	-	2,251	2,645
Misc Non-Operating Revenues	96	-	-	96	-
TOTAL REVENUES	\$ 739,881	\$ 1,398,121	\$ 1,398,121	\$ (658,240)	\$ 680,868
<i>Budget Percentage Received YTD</i>	<i>52.92%</i>				
EXPENSES:					
Utility Committee	\$ 270	\$ -	\$ -	\$ (270)	\$ -
Maintenance of Meters	3,432	5,000	5,000	1,568	12,375
Pumping Expense	90,265	92,447	92,447	2,182	68,461
Purchased Water	-	250,000	250,000	250,000	-
Water Treatment Expense	17,137	34,000	34,000	16,863	31,481
Trans/Distribution Expense	45,314	109,188	109,188	63,874	70,843
Billing Expense	38,582	55,385	55,385	16,803	38,493
Water Administration	100,462	160,414	160,414	59,952	117,122
Misc Water Expense	57,077	72,757	72,757	15,680	46,486
Safe Drinking Loan - Interest	60,122	71,051	71,051	10,929	7,417
Depreciation	-	400,000	400,000	400,000	-
Transfer to General Fund	-	-	-	-	-
TOTAL EXPENSES	\$ 412,661	\$ 1,250,242	\$ 1,250,242	\$ 837,581	\$ 392,678
<i>Budget Percentage Expended YTD</i>	<i>33.01%</i>				
NET CHANGE IN NET POSITION	\$ 327,220	\$ 147,879	\$ 147,879	\$ 179,341	\$ 288,190
Asset Additions:					
Capital Projects	\$ 321,487	\$ 542,500	\$ 542,500	\$ 221,013	\$ 476,112

VILLAGE OF KRONENWETTER
REVENUES WITH COMPARISON TO BUDGET
FOR THE 10 MONTHS ENDING OCTOBER 31, 2025

WATER UTILITY

		PERIOD ACTUAL	YTD ACTUAL	BUDGET	UNEXPENDED	PCNT
<u>INTEREST INCOME</u>						
601-41900-000	INTEREST ON INVESTMENTS	4,354.49	43,419.64	.00	(43,419.64)	.0
	TOTAL INTEREST INCOME	4,354.49	43,419.64	.00	(43,419.64)	.0
<u>MISC NON-OPERATING INCOME</u>						
601-42100-000	MISC NON-OPERATING INCOME	.00	96.24	.00	(96.24)	.0
	TOTAL MISC NON-OPERATING INCOME	.00	96.24	.00	(96.24)	.0
<u>WATER SERVICE</u>						
601-46100-470	FORFEITED DISCOUNT	264.33	2,251.11	.00	(2,251.11)	.0
601-46161-000	METERED SALES - RESIDENTIAL	41,631.25	376,409.18	388,237.35	11,828.17	97.0
601-46161-200	METERED SALES - COMMERCIAL	2,669.79	33,603.54	39,320.28	5,716.74	85.5
601-46161-300	METERED SALES - INDUSTRIAL	.00	7,943.17	8,349.16	405.99	95.1
601-46162-000	PRIVATE FIRE PROTECTION	492.00	4,531.20	5,326.30	795.10	85.1
601-46163-000	PUBLIC FIRE PROTECTION	11,944.10	110,046.65	115,013.51	4,966.86	95.7
601-46163-030	INDUSTRIAL FIRE PROTECTION	.00	1,623.60	.00	(1,623.60)	.0
601-46163-200	COMMERCIAL FIRE PROTECTION	534.00	5,274.00	.00	(5,274.00)	.0
601-46164-000	METERED SALES/PUBLIC AUTHORITY	176.74	730.99	390.00	(340.99)	187.4
601-46165-000	METERED SALES - MULTIFAM RESID	6,495.40	58,586.62	51,500.00	(7,086.62)	113.8
601-46172-000	CELL TOWER RENT ON WATER TOWER	.00	31,360.00	31,360.00	.00	100.0
601-46173-000	WATER; CONNECTION FEES	262.50	2,262.50	1,000.00	(1,262.50)	226.3
601-46174-000	OTHER MISC WATER REVENUES	.00	233.18	1,290.00	1,056.82	18.1
601-46175-000	CLEAR WATER REVENUES	10,506.79	53,820.59	706,334.80	652,514.21	7.6
	TOTAL WATER SERVICE	74,976.90	688,676.33	1,348,121.40	659,445.07	51.1
<u>MISCELLANEOUS REVENUES</u>						
601-48001-100	INTEREST ON INVESTMENTS	347.95	7,688.99	50,000.00	42,311.01	15.4
	TOTAL MISCELLANEOUS REVENUES	347.95	7,688.99	50,000.00	42,311.01	15.4
	TOTAL FUND REVENUE	79,679.34	739,881.20	1,398,121.40	658,240.20	52.9

VILLAGE OF KRONENWETTER
EXPENDITURES WITH COMPARISON TO BUDGET
FOR THE 10 MONTHS ENDING OCTOBER 31, 2025

WATER UTILITY

		PERIOD ACTUAL	YTD ACTUAL	BUDGET	UNEXPENDED	PCNT
<u>UTILITY COMMITTEE</u>						
601-51500-560-110	UTILITY COMMITTEE WAGES	.00	250.00	.00	(250.00)	.0
601-51500-560-151	UTILITY COMMITTEE FICA	.00	20.27	.00	(20.27)	.0
TOTAL UTILITY COMMITTEE		.00	270.27	.00	(270.27)	.0
<u>UTILITY EXPENSE</u>						
601-53600-403-000	DEPRECIATION EXPENSE - WATER	.00	.00	400,000.00	400,000.00	.0
601-53600-427-000	SAFE DRINKING LOAN - INTEREST	32,412.86	60,122.27	71,050.85	10,928.58	84.6
601-53600-608-001	MAINTENANCE METER REPLACEMENT	.00	3,432.01	5,000.00	1,567.99	68.6
TOTAL UTILITY EXPENSE		32,412.86	63,554.28	476,050.85	412,496.57	13.4
<u>PUMPING EXPENSE</u>						
601-53610-620-110	WATER OPERATION WAGES	1,795.45	27,307.68	13,498.63	(13,809.05)	202.3
601-53610-620-151	WATER OPERATION FICA	132.41	2,029.27	1,032.65	(996.62)	196.5
601-53610-620-152	WATER OPERATION RETIREMENT	124.78	1,891.61	931.41	(960.20)	203.1
601-53610-620-154	WATER OPERATION - INSURANCE	581.20	7,210.06	4,225.10	(2,984.96)	170.7
601-53610-621-110	UTILITY OPERATOR-PAID ON CALL	1,710.52	9,070.96	12,781.78	3,710.82	71.0
601-53610-621-151	UTILITY OP-PAID ON CALL FICA	130.88	694.11	977.80	283.69	71.0
601-53610-622-002	WPS ELECTRIC	.00	29,523.39	40,000.00	10,476.61	73.8
601-53610-622-003	WPS GAS	.00	.00	8,000.00	8,000.00	.0
601-53610-622-004	UTILITIES-WATER	1,006.67	2,208.32	.00	(2,208.32)	.0
601-53610-623-001	OPERATION SUPPLIES & EXPENSES	70.75	1,627.97	1,500.00	(127.97)	108.5
601-53610-623-002	TELEPHONE EXP-WELLHOUSE	177.11	519.03	1,500.00	980.97	34.6
601-53610-625-001	MAINTENANCE OF PUMPING PLANT	298.75	8,182.75	8,000.00	(182.75)	102.3
601-53610-625-002	PURCHASED WATER	.00	.00	250,000.00	250,000.00	.0
TOTAL PUMPING EXPENSE		6,028.52	90,265.15	342,447.37	252,182.22	26.4
<u>WATER TREATMENT EXPENSE</u>						
601-53620-630-001	WATER TREAT OPERATION EXPENSE	1,466.10	2,822.78	.00	(2,822.78)	.0
601-53620-630-010	MARATHON CO HEALTH LAB	120.00	1,110.00	2,000.00	890.00	55.5
601-53620-631-001	CHEMICALS	.00	13,204.62	32,000.00	18,795.38	41.3
601-53620-632-002	CAPITAL PROJECTS	.00	321,487.06	542,500.00	221,012.94	59.3
TOTAL WATER TREATMENT EXPENSE		1,586.10	338,624.46	576,500.00	237,875.54	58.7

VILLAGE OF KRONENWETTER
EXPENDITURES WITH COMPARISON TO BUDGET
FOR THE 10 MONTHS ENDING OCTOBER 31, 2025

WATER UTILITY

		PERIOD ACTUAL	YTD ACTUAL	BUDGET	UNEXPENDED	PCNT
<u>TRANS/DISTRIBUTION EXPENSE</u>						
601-53630-640-110	TRANS/DISTRIBUTION WAGES	1,601.47	12,221.87	13,498.63	1,276.76	90.5
601-53630-640-151	TRANS/DISTRIBUTION FICA	118.26	904.90	1,032.65	127.75	87.6
601-53630-640-152	TRANS/DISTRIBUTION-WRS	111.30	849.67	931.41	81.74	91.2
601-53630-640-154	TRANS/DISTRIBUTION - INSURANCE	499.78	3,528.99	4,225.10	696.11	83.5
601-53630-641-001	TRANS/DIST OPERATION EXPENSE	.00	133.80	3,000.00	2,866.20	4.5
601-53630-641-002	WATER SAMPLING EXPENSE	240.25	7,605.32	8,500.00	894.68	89.5
601-53630-650-002	WATER STORAGE	.00	.00	22,000.00	22,000.00	.0
601-53630-651-001	MAINTENANCE OF MAINS	.00	.00	15,000.00	15,000.00	.0
601-53630-652-001	MAINTENANCE OF SERVICES	.00	10,285.90	10,000.00	(285.90)	102.9
601-53630-653-001	MAINTENANCE OF METERS PURCHASE	.00	3,274.09	15,000.00	11,725.91	21.8
601-53630-654-001	MAINTENANCE OF HYDRANTS	29.12	4,318.99	8,000.00	3,681.01	54.0
601-53630-655-001	MAINTENANCE OF OTHER PLANTS	.00	2,190.00	8,000.00	5,810.00	27.4
TOTAL TRANS/DISTRIBUTION EXPENSE		2,600.18	45,313.53	109,187.79	63,874.26	41.5
<u>BILLING EXPENSE</u>						
601-53640-902-110	UTILITY CLERK WAGES BILLING	623.66	4,323.61	5,311.78	988.17	81.4
601-53640-902-151	UTILITY CLERK FICA BILLING	45.58	315.65	406.35	90.70	77.7
601-53640-902-152	UTILITY CLERK WRS BILLING	43.34	300.57	366.51	65.94	82.0
601-53640-902-154	UTILITY CLERK INS BILLING	251.73	1,777.28	2,112.55	335.27	84.1
601-53640-903-002	POSTAGE EXPENSE	273.21	10,788.14	10,000.00	(788.14)	107.9
601-53640-903-003	BANK FEES	20.00	200.00	500.00	300.00	40.0
601-53640-903-004	COMPUTER SOFTWARE & SUPPORT	.00	3,371.04	15,000.00	11,628.96	22.5
601-53640-905-110	UTILITY OPERATOR WAGES INFORMA	1,601.47	12,221.87	13,498.63	1,276.76	90.5
601-53640-905-151	UTILITY OPERATOR FICA INFORMA	118.26	904.90	1,032.65	127.75	87.6
601-53640-905-152	UTILITY OPERATOR WRS INFORMA	111.30	849.67	931.41	81.74	91.2
601-53640-905-154	UTILITY OPERATOR INS.INFORMA	499.78	3,528.99	4,225.10	696.11	83.5
601-53640-906-007	CONSUMER CONFIDENCE REPORT	.00	.00	2,000.00	2,000.00	.0
TOTAL BILLING EXPENSE		3,588.33	38,581.72	55,384.98	16,803.26	69.7

VILLAGE OF KRONENWETTER
 EXPENDITURES WITH COMPARISON TO BUDGET
 FOR THE 10 MONTHS ENDING OCTOBER 31, 2025

WATER UTILITY

	PERIOD ACTUAL	YTD ACTUAL	BUDGET	UNEXPENDED	PCNT
<u>WATER ADMINISTRATION</u>					
601-53650-920-110	UTILITY CREW/BILLING WAGES	1,601.47	12,221.87	13,498.63	1,276.76 90.5
601-53650-920-151	UTILITY CREW/BILLING FICA	118.26	904.90	1,032.65	127.75 87.6
601-53650-920-152	UTILITY CREW/ BILLING - WRS	111.30	849.67	931.41	81.74 91.2
601-53650-920-154	UTILITY CREW/BILLING - INS	499.78	3,528.99	4,225.10	696.11 83.5
601-53650-921-001	OFFICE SUPPLY EXPENSE	.00	169.50	2,000.00	1,830.50 8.5
601-53650-921-003	OFFICE PHONE EXPENSE	220.39	1,421.26	2,000.00	578.74 71.1
601-53650-921-005	INTERNET ACCESS	.00	161.34	.00	(161.34) .0
601-53650-921-006	FUEL	37.27	2,526.38	7,000.00	4,473.62 36.1
601-53650-921-007	MILEAGE - WATER UTILITY	40.60	293.17	1,500.00	1,206.83 19.5
601-53650-921-008	EQUIPMENT PARTS & MAINTENANCE	90.32	3,589.33	15,000.00	11,410.67 23.9
601-53650-921-009	UNIFORMS	116.33	1,312.39	3,200.00	1,887.61 41.0
601-53650-921-110	UTILITY CLERK WAGES BILLING AG	623.66	4,323.61	5,311.78	988.17 81.4
601-53650-921-151	UTILITY CLERK FICA BILLING AG	45.58	315.65	406.35	90.70 77.7
601-53650-921-152	UTILITY CLERK WRS BILLING AG	43.34	300.57	366.51	65.94 82.0
601-53650-921-154	UTILITY CLERK INS. BILLING AG	251.73	1,777.28	2,112.55	335.27 84.1
601-53650-921-160	UTILITY EAP OPERATION	.00	.00	116.00	116.00 .0
601-53650-922-110	ADMIN; PW DIRECTOR WAGES	2,890.50	19,168.17	23,818.75	4,650.58 80.5
601-53650-922-151	ADMIN; PW DIRECTOR FICA	215.77	1,428.63	1,822.13	393.50 78.4
601-53650-922-152	ADMIN; PW DIRECTOR RETIREMENT	200.89	1,332.51	1,643.49	310.98 81.1
601-53650-922-154	ADMIN; PW DIRECTOR INSURANCE	629.35	4,442.64	5,281.38	838.74 84.1
601-53650-923-001	ACCOUNTING SERVICES	.00	7,291.33	8,000.00	708.67 91.1
601-53650-923-002	ENGINEERING SERVICES	.00	3,117.50	20,000.00	16,882.50 15.6
601-53650-923-004	LEGAL SERVICES	.00	.00	500.00	500.00 .0
601-53650-923-005	DIGGERS HOTLINE	35.70	636.39	1,000.00	363.61 63.6
601-53650-923-007	INSPECTION SERVICES	.00	2,100.00	5,000.00	2,900.00 42.0
601-53650-923-009	FIN DIR/TREAS CONTR SERVICES	1,773.47	17,282.49	.00	(17,282.49) .0
601-53650-923-110	ADMIN; ADMIN/TREAS/ACCT CLERK	3,043.76	7,324.80	25,451.20	18,126.40 28.8
601-53650-923-151	ADMIN; ADMIN/TREAS/ACCT FICA	230.58	543.92	1,947.02	1,403.10 27.9
601-53650-923-152	ADMIN; ADMIN/TREAS/ACCT CLERK	44.74	320.29	5,492.64	5,172.35 5.8
601-53650-923-154	ADMIN; ADMIN/TREAS/ACCT CLERK	251.73	1,777.15	1,756.13	(21.02) 101.2
TOTAL WATER ADMINISTRATION		13,116.52	100,461.73	160,413.72	59,951.99 62.6

VILLAGE OF KRONENWETTER
EXPENDITURES WITH COMPARISON TO BUDGET
FOR THE 10 MONTHS ENDING OCTOBER 31, 2025

WATER UTILITY

		PERIOD ACTUAL	YTD ACTUAL	BUDGET	UNEXPENDED	PCNT
<u>MISC WATER EXPENSE</u>						
601-53660-924-001	INSURANCE EXPENSE	.00	.00	4,000.00	4,000.00	.0
601-53660-926-005	UTILITY CLERK EAP OPERATION	.00	.00	29.00	29.00	.0
601-53660-930-009	EDUCATION/SEMINARS EXPENSE	.00	3,735.18	13,000.00	9,264.82	28.7
601-53660-930-013	RECRUITING EXPENSE	.00	.00	1,000.00	1,000.00	.0
601-53660-930-015	PHYSICALS	.00	.00	75.00	75.00	.0
601-53660-930-110	PW CREW - MISC WAGES	3,188.13	23,084.92	21,303.62	(1,781.30)	108.4
601-53660-930-151	PW CREW - MISC FICA	233.40	1,691.05	1,629.73	(61.32)	103.8
601-53660-930-152	PW CREW - MISC - WRS	221.57	1,604.76	1,469.95	(134.81)	109.2
601-53660-930-154	PW CREW - MISC - INS	1,236.27	8,691.78	10,562.76	1,870.98	82.3
601-53660-931-002	REGULATORY COMMISSION (PSC)	763.97	763.97	.00	(763.97)	.0
601-53660-931-110	UTILITY OP WAGES MISC	1,601.47	12,221.87	13,498.63	1,276.76	90.5
601-53660-931-151	UTILITY OP FICA MISC	118.26	904.90	1,032.65	127.75	87.6
601-53660-931-152	UTILITY OP RETIRE OPERATION	111.30	849.67	931.41	81.74	91.2
601-53660-931-154	UTILITY OP; HEALTH INS.	499.78	3,528.99	4,225.10	696.11	83.5
TOTAL MISC WATER EXPENSE		7,974.15	57,077.09	72,757.85	15,680.76	78.5
TOTAL FUND EXPENDITURES		67,306.66	734,148.23	1,792,742.56	1,058,594.33	41.0
NET REVENUE OVER EXPENDITURES		12,372.68	5,732.97	(394,621.16)	(400,354.13)	1.5

VILLAGE OF KRONENWETTER
Sewer Utility Fund
Year-to-Date Ended October 31, 2025 and 2024
(83% of Year Completed)

REVENUES:	10/31/2025 YTD Actual	2025 Original Budget	2025 Amended Budget	2025 Budget Variance - Positive (Negative)	10/31/2024 YTD Actual
Metered Sales-Residential	\$ 803,176	\$ 817,691	\$ 817,691	\$ (14,515)	\$ 671,633
Metered Sales-Commercial	81,805	91,889	91,889	(10,084)	73,753
Metered Sales-Industrial	23,118	23,783	23,783	(665)	17,151
Metered Sales-Multi Family Residential	186,158	168,292	168,292	17,866	140,746
Metered Sales-Public Authority	4,637	3,253	3,253	1,384	2,660
Sewer Connection Fees	2,112	700	700	1,412	1,050
Misc Operating Revenues	127	-	-	127	5,980
Contributed Assets	-	-	-	-	-
Interest on Investments	38,401	35,000	35,000	3,401	46,076
Sewer Tax Roll	-	-	-	-	-
Forfeited Discounts	10,400	12,000	12,000	(1,600)	10,431
Misc Non-Operating Revenues	60	-	-	60	-
Apply Unrestricted Fund Balance	-	-	-	-	-
TOTAL REVENUES	\$ 1,149,994	\$ 1,152,608	\$ 1,152,608	\$ (2,614)	\$ 969,480
<i>Budget Percentage Received YTD</i>	<i>99.77%</i>				
EXPENSES:					
Sewer Administration/Crew	\$ 182,133	\$ 217,041	\$ 217,041	\$ 34,908	\$ 176,522
Sewer Operations/Maintenance	135,464	288,525	288,525	153,061	247,730
Rib Mt Sewerage District	329,813	430,000	430,000	100,187	363,718
Depreciation	-	280,000	280,000	280,000	-
Transfer to General Fund	-	-	-	-	-
TOTAL EXPENSES	\$ 647,410	\$ 1,215,566	\$ 1,215,566	\$ 568,156	\$ 787,970
<i>Budget Percentage Expended YTD</i>	<i>53.26%</i>				
NET CHANGE IN NET POSITION	\$ 502,584	\$ (62,958)	\$ (62,958)	\$ 565,542	\$ 181,510
Asset Additions:					
Capital Projects	\$ 2,965	\$ 407,500	\$ 407,500	\$ 404,535	\$ 68,820

VILLAGE OF KRONENWETTER
 REVENUES WITH COMPARISON TO BUDGET
 FOR THE 10 MONTHS ENDING OCTOBER 31, 2025

SEWER UTILITY

		PERIOD ACTUAL	YTD ACTUAL	BUDGET	UNEXPENDED	PCNT
<u>SEWER SERVICE</u>						
650-46222-001	METERED SALES-RESIDENTIAL	87,918.89	803,176.48	817,691.17	14,514.69	98.2
650-46222-002	METERED SALES-COMMERCIAL	7,785.85	81,804.77	91,888.87	10,084.10	89.0
650-46222-003	METERED SALES-INDUSTRIAL	.00	23,117.46	23,783.01	665.55	97.2
650-46222-005	METERED SALES - MULTIFAM RES	21,819.08	186,157.65	168,292.36	(17,865.29)	110.6
650-46223-000	METERED SALES-PUBLIC AUTH	920.60	4,637.55	3,253.09	(1,384.46)	142.6
650-46231-000	FORFEITED DISCOUNT	1,226.97	10,399.54	12,000.00	1,600.46	86.7
650-46232-000	SEWER; CONNECTION FEES	262.50	2,112.50	700.00	(1,412.50)	301.8
	TOTAL SEWER SERVICE	119,933.89	1,111,405.95	1,117,608.50	6,202.55	99.5
<u>MISCELLANEOUS REVENUES</u>						
650-48000-000	MISCELLANEOUS REVENUE	.00	127.42	.00	(127.42)	.0
650-48001-100	INTEREST ON INVESTMENTS	3,630.20	38,400.35	35,000.00	(3,400.35)	109.7
650-48002-311	OTHER MISC. SEWER REVENUES	.00	60.00	.00	(60.00)	.0
	TOTAL MISCELLANEOUS REVENUES	3,630.20	38,587.77	35,000.00	(3,587.77)	110.3
	TOTAL FUND REVENUE	123,564.09	1,149,993.72	1,152,608.50	2,614.78	99.8

VILLAGE OF KRONENWETTER
EXPENDITURES WITH COMPARISON TO BUDGET
FOR THE 10 MONTHS ENDING OCTOBER 31, 2025

SEWER UTILITY


	PERIOD ACTUAL	YTD ACTUAL	BUDGET	UNEXPENDED	PCNT
<u>SEWER ADMINISTRATION</u>					
650-53560-850-010 UTILITIES CLERK EAP FRINGE	.00	.00	29.00	29.00	.0
650-53560-850-110 PW CREW SALARIES & WAGES	3,188.11	23,084.81	21,303.62	(1,781.19)	108.4
650-53560-850-151 PW CREW FICA	233.36	1,690.85	1,629.73	(61.12)	103.8
650-53560-850-152 PW CREW RETIREMENT	221.57	1,604.74	1,469.95	(134.79)	109.2
650-53560-850-154 PW CREW INSURANCE	1,236.26	8,691.67	10,562.76	1,871.09	82.3
650-53560-851-110 UTILITIES CLERK SALARIES/WAGES	1,247.34	8,645.53	10,623.56	1,978.03	81.4
650-53560-851-151 UTILITIES CLERK FICA	91.12	631.21	812.70	181.49	77.7
650-53560-851-152 UTILITIES CLERK RETIREMENT	86.70	600.95	733.03	132.08	82.0
650-53560-851-154 UTILITIES CLERK HEALTH INS	503.41	3,553.85	4,225.10	671.25	84.1
650-53560-852-110 PW DIRECTOR SALARIES & WAGES	2,890.50	19,168.17	23,818.75	4,650.58	80.5
650-53560-852-151 PW DIRECTOR FICA	215.78	1,428.63	1,822.13	393.50	78.4
650-53560-852-152 PW DIRECTOR RETIREMENT	200.89	1,332.50	1,643.49	310.99	81.1
650-53560-852-154 PW DIRECTOR HEALTH INSURANCE	629.37	4,442.63	5,281.38	838.75	84.1
650-53560-853-110 UTILITY OP SALARIES & WAGES	9,717.73	70,180.37	67,493.17	(2,687.20)	104.0
650-53560-853-151 UTILITY OPERATORS FICA	722.17	5,218.07	5,163.23	(54.84)	101.1
650-53560-853-152 UTILITY OP RETIREMENT	556.51	4,248.11	4,657.03	408.92	91.2
650-53560-853-154 UTILITY OP HEALTH INSURANCE	2,498.78	17,644.82	21,125.52	3,480.70	83.5
650-53560-854-110 ADMINISTRATION WAGES	3,043.76	7,324.80	25,451.20	18,126.40	28.8
650-53560-854-151 ADMINISTRATION FICA	230.56	543.87	1,947.02	1,403.15	27.9
650-53560-854-152 ADMINISTRATION RETIREMENT	44.74	320.27	5,492.64	5,172.37	5.8
650-53560-854-154 ADMINISTRATION HEALTH INS.	251.72	1,777.15	1,756.12	(21.03)	101.2
TOTAL SEWER ADMINISTRATION	27,810.38	182,133.00	217,041.13	34,908.13	83.9

VILLAGE OF KRONENWETTER
EXPENDITURES WITH COMPARISON TO BUDGET
FOR THE 10 MONTHS ENDING OCTOBER 31, 2025

SEWER UTILITY

	PERIOD ACTUAL	YTD ACTUAL	BUDGET	UNEXPENDED	PCNT
<u>SEWER OPERATIONS</u>					
650-53650-403-000 DEPRECIATION EXPENSE-SEWER	.00	.00	280,000.00	280,000.00	.0
650-53650-653-001 MAINTENANCE OF METERS PURCHASE	.00	6,413.15	5,000.00	(1,413.15)	128.3
650-53650-821-001 WISCONSIN PUBLIC SERVICE-ELEC	37.71	21,270.11	45,000.00	23,729.89	47.3
650-53650-821-002 WISCONSIN PUBLIC SERVICE-GAS	.00	.00	500.00	500.00	.0
650-53650-826-000 CAPITAL OUTLAY EQUIPMENT	.00	2,965.00	407,500.00	404,535.00	.7
650-53650-827-001 OPERATION-TELEPHONE EXP	100.13	1,879.28	6,500.00	4,620.72	28.9
650-53650-831-000 MAINTEN OF COLLECTING SYSTEM	6,048.58	33,456.05	45,000.00	11,543.95	74.4
650-53650-832-000 MAINTENANCE OF STATIONS	1,106.00	29,042.02	88,000.00	58,957.98	33.0
650-53650-851-001 OFFICE SUPPLIES EXPENSE	.00	169.50	1,000.00	830.50	17.0
650-53650-851-002 POSTAGE EXPENSE	273.21	2,471.95	10,000.00	7,528.05	24.7
650-53650-851-003 OFFICE-PHONE EXPENSE	.00	.00	2,000.00	2,000.00	.0
650-53650-851-006 INTERNET ACCESS	.00	161.32	.00	(161.32)	.0
650-53650-851-007 BANK FEES	20.00	200.00	500.00	300.00	40.0
650-53650-851-008 EQUIPMENT PARTS & MAINTENANCE	.00	3,307.67	15,000.00	11,692.33	22.1
650-53650-851-009 COMPUTER SUPPLIES & EXPENSES	.00	4,532.98	15,000.00	10,467.02	30.2
650-53650-851-010 UNIFORMS	116.33	1,389.54	3,200.00	1,810.46	43.4
650-53650-852-001 ACCOUNTING SERVICES	3,000.00	6,833.48	8,000.00	1,166.52	85.4
650-53650-852-002 ENGINEERING SERVICES	.00	.00	20,000.00	20,000.00	.0
650-53650-852-003 LEGAL SERVICES	.00	.00	500.00	500.00	.0
650-53650-852-004 RIB MT SEWERAGE DISTRICT	35,384.57	329,812.50	430,000.00	100,187.50	76.7
650-53650-852-005 DIGGERS HOTLINE	35.70	694.19	1,000.00	305.81	69.4
650-53650-852-009 FIN DIR/TREAS CONTR SERVICES	1,773.47	17,282.47	.00	(17,282.47)	.0
650-53650-853-000 INSURANCE EXPENSE	.00	.00	4,000.00	4,000.00	.0
650-53650-856-000 MISC GENERAL EXPENSE	68.00	3,443.51	3,000.00	(443.51)	114.8
650-53650-856-001 EDUCATION/SEMINARS EXPENSE	.00	58.17	6,500.00	6,441.83	.9
650-53650-856-002 MILEAGE - SEWER UTILITY	42.00	123.74	1,500.00	1,376.26	8.3
650-53650-856-003 FUEL	37.28	2,735.37	7,000.00	4,264.63	39.1
650-53650-856-013 RECRUITING EXPENSE	.00	.00	250.00	250.00	.0
650-53650-856-014 PHYSICALS	.00	.00	75.00	75.00	.0
TOTAL SEWER OPERATIONS	48,042.98	468,242.00	1,406,025.00	937,783.00	33.3
TOTAL FUND EXPENDITURES	75,853.36	650,375.00	1,623,066.13	972,691.13	40.1
NET REVENUE OVER EXPENDITURES	47,710.73	499,618.72	(470,457.63)	(970,076.35)	106.2

VILLAGE OF KRONENWETTER
Debt Service Fund
Year-to-Date Ended October 31, 2025 and 2024
(83% of Year Completed)

REVENUES:	10/31/2025 YTD Actual	2025 Original Budget	2025 Amended Budget	2025 Budget Variance - Positive (Negative)	10/31/2024 YTD Actual
Property Taxes	\$ 662,169	\$ 110,636	\$ 662,169	\$ -	\$ 193,012
Special Assessments - Principal Payments	-	8,465	8,465	(8,465)	17,255
Interest Income - on Investments	15,653	19,000	19,000	(3,347)	4,708
Interest Income - on Special Assessments	2,109	2,109	2,109	-	-
Bond Premium	-	42,500	42,500	(42,500)	80,958
Apply Designated Fund Balance	-	-	-	-	-
Transfer from Capital Project Funds	57,000	-	57,000	-	-
Transfer from TID Funds	-	1,563,286	1,563,286	(1,563,286)	-
TOTAL REVENUES	\$ 736,931	\$ 1,745,996	\$ 2,354,529	\$ (1,617,598)	\$ 295,933
<i>Budget Percentage Received YTD</i>	<i>31.30%</i>				
EXPENDITURES:					
Principal Payments	\$ 634,531	\$ 1,321,179	\$ 1,321,179	\$ 686,648	\$ 606,179
Interest Payments	160,047	424,817	424,817	264,770	126,249
Debt Issuance Costs	-	-	-	-	19,466
TOTAL EXPENDITURES	\$ 794,578	\$ 1,745,996	\$ 1,745,996	\$ 951,418	\$ 751,894
<i>Budget Percentage Expended YTD</i>	<i>45.51%</i>				
NET CHANGE IN FUND BALANCE	\$ (57,647)	\$ -	\$ 608,533	\$ (666,180)	\$ (455,961)
Fund Balance - January 1st	123,919	123,919	123,919		595,895
Fund Balance - October 31st	\$ 66,272	\$ 123,919	\$ 732,452		\$ 139,934
					
Debt Service Fund Restrictions:					
Apply Balance of Bond Premium to Future Debt Service Payments (apply to 2026 budget)	\$ 73,679				
Unassigned Fund Balance/(Deficit)	\$ (7,407)				
Fund Balance - 10/31/2025	\$ 66,272				

VILLAGE OF KRONENWETTER
Schedule of Debt Outstanding
October 31, 2025

NAME OF DEBT OBLIGATION:	As of 10/31/2025
2016 Lease Revenue Bonds	\$ 1,570,000.00
2018 General Obligation Notes	480,000.00
2021A General Obligation Bonds	2,455,000.00
2021B General Obligation Bonds	1,175,000.00
2023 Fire Truck Note	606,498.36
2024 Safe Water Drinking Loan	3,022,178.18
2024 General Obligation Notes	7,165,000.00
TOTAL DEBT OUTSTANDING	\$ 16,473,676.54

DEBT OUTSTANDING BY FUNDING SOURCE:	As of 10/31/2025
Debt Service Fund - Tax Levy	\$ 3,841,498.36
TID #1 Fund	2,965,000.00
TID #2 Fund	5,700,000.00
TID #3 Fund	-
TID #4 Fund	945,000.00
Water Utility Fund	3,022,178.18
Sewer Utility Fund	-
TOTAL DEBT OUTSTANDING - by Funding Source	\$ 16,473,676.54

DEBT OUTSTANDING BY DEBT TYPE:	As of 10/31/2025
General Obligation Debt	\$ 11,881,498.36
Lease Revenue Bonds	1,570,000.00
Water Utility Safe Water Drinking Loan	3,022,178.18
Water Utility Revenue Bonds	-
Sewer Utility Revenue Bonds	-
TOTAL DEBT OUTSTANDING - by Debt Type	\$ 16,473,676.54

CALCULATION OF GENERAL OBLIGATION DEBT CAPACITY:	As of 10/31/2025	Debt Capacity
2025 Equalized Valuation of Village	\$ 1,081,333,900	
	x 5%	
2025 Maximum General Obligation Debt Limit	\$ 54,066,695	
2025 Maximum General Obligation Debt Limit	\$ 54,066,695	
Less: 10/31/2025 Outstanding General Obligation Debt	\$ (11,881,498)	21.98%
2025 General Obligation Debt Limit Available to Village	\$ 42,185,197	78.02%



REPORT TO VILLAGE BOARD and APC

ITEM NAME: Finance/Treasurer Office Update: Comparative Internal Financial Statements for Year-to-Date thru 11/30/2025 and 11/30/2024

PREPARED BY: John Jacobs, Interim Finance Director

DATE PREPARED: 12/15/2025

I have compiled the Comparative Internal Financial Statements for Year-to-Date (YTD) thru 11/30/2025 and 11/30/2024 for all Village Funds, for both the Village Board and APC meetings scheduled for 12/22/2025 and 12/16/2025, respectively.

The November 2025 budget amendments for the Debt Service Fund and Water Utility Fund have been reflected in these November financial statements. The December 2025 budget amendment (for Tax Increment District #2), which is proposed for the Dec 2025 APC meeting/Village Board meeting, will be reflected in the December 2025 preliminary financial statements in February 2026.

In the meantime, I will provide several highlights here for you for the General Fund, Water & Sewer Utility Funds, and Debt Service Fund financial statements that I have included with this meeting packet.

General Fund:

- 11/30/2025 Revenues over Expenditures = \$1,562,855
- 11/30/2024 Revenues over Expenditures = \$1,377,297
- Therefore, the 2025 budget “surplus” as of 11/30/2025 is running about 113% of where the 2024 budget “surplus” was tracking at the same time compared to last year.

REMEMBER, that our 2025 budget surplus was estimated at \$560,661 (as of 10/22/2025). There are a number of December 2025 expenditures and year-end adjustments that will occur before year-end 12/31/2025.

REMEMBER, that the 2024 preliminary pre-audit budget surplus was \$833,074 (as of 10/22/2025 in the 2026 budget book).

- 11/30/2025 Revenues = \$5,738,667 (or 101.31% of budgeted revenues YTD)
- 11/30/2024 Revenues = \$5,713,010 (or \$5,132,407 without the fund balance adjustment)
- Therefore, the 2025 revenues are tracking at 112% of where the 2024 revenues were a year ago, without the 2024 fund balance adjustment).
- 11/30/2025 Expenditures = \$4,175,812 (or 73.72% of budgeted expenditures YTD); remember that we are already at 92% of the year completed. So, this number is tracking in a good 😊 direction at this time.
- 11/30/2024 Expenditures = \$4,335,713
- Therefore, the 2025 expenditures are tracking at 96% of where the 2024 expenditures were a year ago.

Water Utility Fund:

- 11/30/2025 Revenues over Expenses = \$358,263
- 11/30/2024 Revenues over Expenses = \$305,246
- The 2025 fund balance will have ADDED \$358,263 to the Water Utility fund balance as of 11/30/2025, before depreciation.
- Therefore, the 2025 budget “surplus” as of 11/30/2025 is running about 117% of where the 2024 budget “surplus” was tracking at the same time compared to last year.

- 11/30/2025 Revenues = \$797,169 (or 106.70% of amended budgeted revenues YTD). The 2025 budget for “Clear Water Revenues” has now been correctly stated as \$55,335 in the November 2025 financial statements.
- 11/30/2024 Revenues = \$738,683
- Therefore, the 2025 revenues are tracking at 108% of where the 2024 revenues were a year ago.

- 11/30/2025 Expenses = \$438,906 (or 35.11% of original budgeted expenses YTD, before depreciation has been recorded)
- 11/30/2024 Expenses = \$433,437
- Therefore, the 2025 expenses are tracking at 101% of where the 2024 expenses were a year ago.

- No capital costs are recorded as “expenses” in the Water Utility Fund for 2025. Rather, all capital costs are “capitalized” as an Asset, and will be depreciated over the useful life of the capital asset.

- The Village utilized \$3,158,591 of the Safe Drinking Water Loan Program (out of a maximum of \$3,385,500) as of 11/30/2025. The remaining balance of \$226,909 will be utilized during fourth quarter of 2025. The Village paid \$136,413 of principal and \$60,122 interest in 2025. Principal payments began annually starting on 5/01/2025.

- The 2025 amended budget had been set with a budgetary deficit = (\$503,121)

Sewer Utility Fund:

- 11/30/2025 Revenues over Expenses = \$548,136
- 11/30/2024 Revenues over Expenses = \$215,181
- The 2025 fund balance will have ADDED \$548,136 to the Sewer Utility fund balance as of 11/30/2025, before depreciation.
- Therefore, the 2025 budget “surplus” as of 11/30/2025 is running about 255% of where the 2024 budget “surplus” was tracking at the same time compared to last year.

- 11/30/2025 Revenues = \$1,253,210 (or 108.73% of original budgeted revenues YTD)
- 11/30/2024 Revenues = \$1,065,664
- Therefore, the 2025 revenues are tracking at 118% of where the 2024 revenues were a year ago.

- 11/30/2025 Expenses = \$705,074 (or 58.00% of original budgeted expenses YTD, before depreciation has been recorded)
- 11/30/2024 Expenses = \$850,483
- Therefore, the 2025 expenses are tracking at 83% of where the 2024 expenses were a year ago.

- No capital costs are recorded as “expenses” in the Sewer Utility Fund for 2025. Rather, all capital costs are “capitalized” as an Asset, and will be depreciated over the useful life of the capital asset.
- The Rib Mt Sewerage District expenses for Jan-Nov 2025 = \$366,174, as compared to \$400,154 for the same period in 2024.
- There presently is no debt in the Sewer Utility Fund as of 11/30/2025.
- The 2025 budget had been set with a budgetary deficit = (\$62,958), before consideration for capital project costs.

Debt Service Fund:

- 11/30/2025 Revenues (under) Expenditures = (\$56,114) deficit
- 11/30/2024 Revenues (under) Expenditures = (\$455,961) deficit
- Therefore, the 2025 fund balance will have been REDUCED by \$56,114 to the Debt Service fund balance as of 11/30/2025.

- 11/30/2025 Total Fund Balance = \$67,805
 - Of this balance, the restricted 2024 bond premium (\$73,679) will be applied towards the 2026 budget (so the debt service tax levy can be reduced by \$73,679 in the 2026 budget).
 - All 2025 debt service payments have been made as of 11/30/2025.

Schedule of Debt Outstanding:

- 11/30/2025 Total Village Debt Outstanding = \$16,473,677
- 11/30/2025 Total General Obligation Debt Outstanding (funded by Tax Levy) = \$11,881,498
- **11/30/2025 General Obligation Debt: Allowable Debt Capacity Used = 21.98%**

VILLAGE OF KRONENWETTER

Comparative Internal Financial Statements for Year-to-Date thru November 30, 2025 and 2024

General Fund:

- General Fund – Summary
- General Fund – Revenues
- General Fund – Expenditures
- General Fund – 2025 Budget vs. Actual Detail

Special Revenue Funds:

- Municipal Court Fund – Summary
- Park Fund – Summary
- Fire Department Donations Fund – Summary
- EMS Grants Fund – Summary
- 2% Fire Dues Fund – Summary

Capital Projects Funds:

- Tax Increment District (TID) #1 Fund – Summary
- Tax Increment District (TID) #2 Fund – Summary
- Tax Increment District (TID) #3 Fund – Summary
- Tax Increment District (TID) #4 Fund – Summary
- Capital Projects Fund – Summary
- Equipment Replacement Fund - Summary

Enterprise Funds:

- Water Utility Fund – Summary
- Water Utility Fund – 2025 Budget vs. Actual Detail
- Sewer Utility Fund – Summary
- Sewer Utility Fund – 2025 Budget vs. Actual Detail

Debt Service Fund:

- Debt Service Fund – Summary
- Schedule of Debt Outstanding

VILLAGE OF KRONENWETTER

General Fund Summary

Section 6, Item D.

Year-to-Date Ended November 30, 2025 and 2024

(92% of Year Completed)

	11/30/2025 YTD Actual	2025 Original Budget	2025 Amended Budget	2025 Budget Variance - Positive (Negative)	11/30/2024 YTD Actual
REVENUES:					
Taxes	\$ 1,979,905	\$ 2,245,703	\$ 1,980,170	\$ (265)	\$ 1,663,847
Intergovernmental	2,618,787	2,811,478	2,811,478	(192,691)	2,532,888
Licenses, Permits, and Other	147,561	128,775	128,775	18,786	139,342
Fines & Forfeitures	36,971	36,000	36,000	971	34,604
Public Charges for Services	542,043	540,100	540,100	1,943	533,629
Intergovernmental Charges for Services	2,749	7,600	7,600	(4,851)	2,942
Miscellaneous	410,651	160,200	160,200	250,451	225,155
Other Financing Sources	-	-	-	-	580,603
TOTAL REVENUES	\$ 5,738,667	\$ 5,929,856	\$ 5,664,323	\$ 74,344	\$ 5,713,010
EXPENDITURES:					
General Government	\$ 546,313	\$ 1,078,488	\$ 1,058,488	\$ 512,175	\$ 918,001
Public Safety	1,707,182	2,128,152	2,128,152	420,970	1,632,116
Public Works	1,645,133	2,229,560	2,084,560	439,427	1,538,366
Health & Human Services	2,725	5,000	5,000	2,275	-
Culture & Recreation	82,602	115,454	115,454	32,852	82,158
Conservation & Development	142,439	216,885	216,885	74,446	135,588
Debt Service	29,484	34,000	34,000	4,516	29,484
Other Financing Uses	19,934	122,317	21,784	1,850	-
TOTAL EXPENDITURES	\$ 4,175,812	\$ 5,929,856	\$ 5,664,323	\$ 1,488,511	\$ 4,335,713
NET CHANGE IN FUND BALANCE	\$ 1,562,855	\$ -	\$ -	\$ 1,562,855	\$ 1,377,297

Fund Balance - January 1, 2025:

Nonspendable:

Inventories & Prepaid Items	\$ 137,966
Advance to TID #1	2,660,182

Assigned:

Subsequent year's budget	-
Carryover funds	-

Unassigned

	1,015,286
--	-----------

Total Fund Balance - January 1st	\$ 3,813,434
---	---------------------

1/01/2024

\$ 111,765
2,551,634

402,438
178,166

182,212

\$ 3,426,215

Fund Balance:

Nonspendable:

Inventories & Prepaid Items	\$ 137,966
Advance to TID #1	2,660,182

Assigned:

Subsequent year's budget	-
Carryover funds	-

Unassigned

Total Fund Balance	1,015,286
--------------------	-----------

12/31/2024

\$ 137,966
2,660,182

-
-

1,015,286

\$ 3,813,434

Current Year's Annual Budget

\$ 5,703,006

Actual Village's Unassigned

General Fund Balance %

17.80	52
--------------	-----------

VILLAGE OF KRONENWETTER
General Fund Revenues
Year-to-Date Ended November 30, 2025 and 2024
(92% of Year Completed)

Section 6, Item D.

REVENUES:	11/30/2025 YTD Actual	2025 Original Budget	2025 Amended Budget	2025 Budget Variance - Positive (Negative)	11/30/2024 YTD Actual
<u>Taxes:</u>					
General Property Taxes	\$ 1,940,585	\$ 2,206,115	\$ 1,940,582	\$ 3	\$ 1,655,461
Mobile Home Taxes	8,883	8,588	8,588	295	8,386
Managed Forest Land Taxes	30,437	31,000	31,000	(563)	-
Interest & Penalties on Taxes	-	-	-	-	-
Total Taxes	<u>\$ 1,979,905</u>	<u>\$ 2,245,703</u>	<u>\$ 1,980,170</u>	<u>\$ (265)</u>	<u>\$ 1,663,847</u>
<u>Intergovernmental:</u>					
State Shared Revenues	\$ 473,153	\$ 473,153	\$ 473,153	\$ -	\$ 462,533
Environmental Impact Fees	34,627	34,627	34,627	-	34,627
Shared Taxes-Weston 4	1,627,598	1,623,580	1,623,580	4,018	1,629,213
Shared Taxes-Magellan Oil Pipeline Terminal	54,370	-	-	54,370	-
Shared Taxes-Weston Rice Plant	-	256,000	256,000	(256,000)	-
Highway Aids	338,884	327,331	327,331	11,553	327,379
Recycling Grant	28,687	28,500	28,500	187	28,816
Computer Aids	404	404	404	-	404
Personal Property State Aids	20,504	20,504	20,504	-	15,505
Law Enforcement Grants	3,520	-	-	3,520	-
Fire Department Grants	9,407	-	-	9,407	-
Election Service Aids	600	-	-	600	-
Forest Crop & Severance Taxes	3,827	3,800	3,800	27	3,828
County Bridge Aids	-	-	-	-	9,542
County Timber Sales	11,127	11,500	11,500	(373)	6,962
All Other Governmental	12,079	32,079	32,079	(20,000)	14,079
Total Intergovernmental	<u>\$ 2,618,787</u>	<u>\$ 2,811,478</u>	<u>\$ 2,811,478</u>	<u>\$ (192,691)</u>	<u>\$ 2,532,888</u>
<u>Licenses, Permits, and Other:</u>					
<u>Licenses:</u>					
Occupational Licenses	\$ 4,550	\$ 3,400	\$ 3,400	\$ 1,150	\$ 3,425
Dog Licenses	4,428	2,275	2,275	2,153	3,110
Cable Franchise Fees	49,869	71,000	71,000	(21,131)	70,733
<u>Permits:</u>					
Building Permits	31,008	45,000	45,000	(13,992)	47,234
Excavating/Mining Permits	42,031	500	500	41,531	3,000
Plat Reviews	5,871	3,000	3,000	2,871	3,718
<u>Other:</u>					
Other Licenses/Permits	6,654	1,900	1,900	4,754	5,822
Other Regulatory Fees	3,150	1,700	1,700	1,450	2,300
Total Licenses, Permits, and Other	<u>\$ 147,561</u>	<u>\$ 128,775</u>	<u>\$ 128,775</u>	<u>\$ 18,786</u>	<u>\$ 139,342</u>
<u>Fines & Forfeitures:</u>					
Court Fines & Penalties	\$ 36,971	\$ 36,000	\$ 36,000	\$ 971	\$ 34,604
Total Fines & Forfeitures	<u>\$ 36,971</u>	<u>\$ 36,000</u>	<u>\$ 36,000</u>	<u>\$ 971</u>	<u>\$ 34,604</u>
<u>Public Charges for Services:</u>					
Public Records/Special Assessment Searches	\$ 3,856	\$ -	\$ -	\$ 3,856	\$ 4,270
Public Safety	390	100	100	290	106
Fire Department	1,201	2,500	2,500	(1,299)	-
Streets	-	7,500	7,500	(7,500)	1,350
Garbage/Refuse/Recycling	536,596	530,000	530,000	6,596	527,903
Total Public Charges for Services	<u>\$ 542,043</u>	<u>\$ 540,100</u>	<u>\$ 540,100</u>	<u>\$ 1,943</u>	<u>\$ 533,629</u>

VILLAGE OF KRONENWETTER
General Fund Revenues
Year-to-Date Ended November 30, 2025 and 2024
(92% of Year Completed)

Section 6, Item D.

REVENUES:	11/30/2025 YTD Actual	2025 Original Budget	2025 Amended Budget	2025 Budget Variance - Positive (Negative)	11/30/2024 YTD Actual
<i>Intergovernmental Charges for Services:</i>					
Crossing Guard	\$ 2,749	\$ 2,500	\$ 2,500	\$ 249	\$ 2,942
Fire Protection	-	5,100	5,100	(5,100)	-
Total Intergovernmental Charges for Services	\$ 2,749	\$ 7,600	\$ 7,600	\$ (4,851)	\$ 2,942
<i>Miscellaneous:</i>					
Interest Income	\$ 350,050	\$ 130,000	\$ 130,000	\$ 220,050	\$ 144,706
Rent of Village Property	12,470	10,600	10,600	1,870	14,290
Sales of Materials & Supplies	4,188	1,600	1,600	2,588	4,084
Sales of Village Property	17,654	-	-	17,654	22,951
Insurance Claims & Refunds	15,921	2,500	2,500	13,421	29,151
Private Donations	4,735	4,500	4,500	235	2,423
Miscellaneous	5,633	11,000	11,000	(5,367)	7,550
Total Miscellaneous	\$ 410,651	\$ 160,200	\$ 160,200	\$ 250,451	\$ 225,155
<i>Other Financing Sources:</i>					
Transfer from Other Funds	\$ -	\$ -	\$ -	\$ -	\$ -
Apply Undesignated Fund Balance	-	-	-	-	402,438
Apply Carryover Funds from Prior Year	-	-	-	-	178,165
Total Other Financing Sources	\$ -	\$ -	\$ -	\$ -	\$ 580,603
 TOTAL REVENUES	\$ 5,738,667	\$ 5,929,856	\$ 5,664,323	\$ 74,344	\$ 5,713,010
 <i>Budget Percentage Received YTD</i>	<i>101.31%</i>				

VILLAGE OF KRONENWETTER
General Fund Expenditures
Year-to-Date Ended November 30, 2025 and 2024
(92% of Year Completed)

Section 6, Item D.

EXPENDITURES:	11/30/2025 YTD Actual	2025 Original Budget	2025 Amended Budget	2025 Budget Variance - Positive (Negative)	11/30/2024 YTD Actual
<i>General Government:</i>					
Village Board	\$ 25,969	\$ 36,524	\$ 36,524	\$ 10,555	\$ 24,300
Municipal Court	19,162	20,000	20,000	838	14,257
Village Attorney	21,391	30,000	30,000	8,609	119,920
General Office	116,344	218,700	218,700	102,356	140,788
Administrator	6,998	140,707	140,707	133,709	59,483
Village Clerk	76,314	96,096	96,096	19,782	87,903
Deputy Clerk-Treasurer	7,338	8,847	8,847	1,509	6,878
Administrative Assistant	15,734	83,501	83,501	67,767	68,355
Account Clerk	59,662	67,056	67,056	7,394	56,033
Elections	13,970	31,147	31,147	17,177	43,598
Treasurer	48,396	73,855	53,855	5,459	53,707
Assessor	18,811	17,800	17,800	(1,011)	18,364
Municipal Building	104,788	94,763	94,763	(10,025)	170,476
Commissions/Committees	1,559	15,439	15,439	13,880	346
Other General Government	9,877	70,025	70,025	60,148	53,593
Contingency	-	74,028	74,028	74,028	-
Total General Government	<u>\$ 546,313</u>	<u>\$ 1,078,488</u>	<u>\$ 1,058,488</u>	<u>\$ 512,175</u>	<u>\$ 918,001</u>
<i>Public Safety:</i>					
Police & Fire Commission	\$ 6,029	\$ 9,403	\$ 9,403	\$ 3,374	\$ 5,593
Police Department	1,313,736	1,596,357	1,596,357	282,621	1,277,806
Crossing Guards	5,060	6,147	6,147	1,087	5,830
Fire Department	230,461	310,902	310,902	80,441	230,039
First Responders	44,698	62,943	62,943	18,245	34,596
Ambulance	67,624	87,000	87,000	19,376	70,176
Building Inspector	19,833	26,600	26,600	6,767	738
Capital Outlay-Police	14,314	17,300	17,300	2,986	4,564
Capital Outlay-Fire	4,214	7,500	7,500	3,286	2,676
Capital Outlay-First Responders	1,213	4,000	4,000	2,787	98
Total Public Safety	<u>\$ 1,707,182</u>	<u>\$ 2,128,152</u>	<u>\$ 2,128,152</u>	<u>\$ 420,970</u>	<u>\$ 1,632,116</u>
<i>Public Works:</i>					
Engineering	\$ 19,633	\$ 25,000	\$ 25,000	\$ 5,367	\$ 5,233
Public Works Director	53,826	60,147	60,147	6,321	27,006
Road & Street Maintenance	1,017,482	1,233,313	1,233,313	215,831	965,923
Winter Maintenance	87,313	235,300	235,300	147,987	97,160
Weather Sirens	1,250	1,000	1,000	(250)	250
Shop & Garage	28,437	41,800	41,800	13,363	23,339
Street Lighting	34,901	60,000	60,000	25,099	42,835
Solid Waste/Recycling Collection/Yard Waste	402,291	573,000	573,000	170,709	376,620
Capital Outlay-Road Construction	-	-	-	-	-
Budget Adjustment - Public Works	-	-	(145,000)	(145,000)	-
Total Public Works	<u>\$ 1,645,133</u>	<u>\$ 2,229,560</u>	<u>\$ 2,084,560</u>	<u>\$ 439,427</u>	<u>\$ 1,538,366</u>
<i>Health & Human Services:</i>					
Animal and Insect Control	\$ 2,725	\$ 5,000	\$ 5,000	\$ 2,275	\$ -
Total Health & Human Services	<u>\$ 2,725</u>	<u>\$ 5,000</u>	<u>\$ 5,000</u>	<u>\$ 2,275</u>	<u>\$ -</u>

VILLAGE OF KRONENWETTER
General Fund Expenditures
Year-to-Date Ended November 30, 2025 and 2024
(92% of Year Completed)

Section 6, Item D.

EXPENDITURES:	11/30/2025 YTD Actual	2025 Original Budget	2025 Amended Budget	2025 Budget Variance - Positive (Negative)	11/30/2024 YTD Actual
<i>Culture & Recreation:</i>					
Parks	\$ 82,602	\$ 115,454	\$ 115,454	\$ 32,852	\$ 82,158
Total Culture & Recreation	<u>\$ 82,602</u>	<u>\$ 115,454</u>	<u>\$ 115,454</u>	<u>\$ 32,852</u>	<u>\$ 82,158</u>
<i>Conservation & Development:</i>					
Community Development/Zoning	\$ 105,127	\$ 132,001	\$ 132,001	\$ 26,874	\$ 100,577
Planning Technician	37,312	84,884	84,884	47,572	35,011
Total Conservation & Development	<u>\$ 142,439</u>	<u>\$ 216,885</u>	<u>\$ 216,885</u>	<u>\$ 74,446</u>	<u>\$ 135,588</u>
<i>Debt Service:</i>					
Debt Service-Lease Payment/Public Works	\$ 29,484	\$ 34,000	\$ 34,000	\$ 4,516	\$ 29,484
Debt Service-Lease Payment/General Office	-	-	-	-	-
Total Debt Service	<u>\$ 29,484</u>	<u>\$ 34,000</u>	<u>\$ 34,000</u>	<u>\$ 4,516</u>	<u>\$ 29,484</u>
<i>Other Financing Uses:</i>					
Transfer to Municipal Court Fund	\$ 19,934	\$ 21,784	\$ 21,784	\$ 1,850	\$ -
Transfer to TID #1	-	100,533	-	-	-
Transfer to Equipment Replacement Fund	-	-	-	-	-
Total Other Financing Uses	<u>\$ 19,934</u>	<u>\$ 122,317</u>	<u>\$ 21,784</u>	<u>\$ 1,850</u>	<u>\$ -</u>
TOTAL EXPENDITURES	<u>\$ 4,175,812</u>	<u>\$ 5,929,856</u>	<u>\$ 5,664,323</u>	<u>\$ 1,488,511</u>	<u>\$ 4,335,713</u>
<i>Budget Percentage Expended YTD</i>	<i>73.72%</i>				

VILLAGE OF KRONENWETTER
REVENUES WITH COMPARISON TO BUDGET
FOR THE 11 MONTHS ENDING NOVEMBER 30, 2025

GENERAL FUND

		PERIOD ACTUAL	YTD ACTUAL	BUDGET	UNEARNED	PCNT
<u>TAXES</u>						
100-41000-110	GENERAL PROPERTY TAXES	.00	1,940,584.56	1,940,582.44	(2.12)	100.0
100-41000-140	MOBILE HOME FEES (MONTHLY)	786.67	6,519.31	6,000.00	(519.31)	108.7
100-41000-141	MOBILE HOME LOTTERY CREDIT	.00	2,364.48	2,588.04	223.56	91.4
100-41000-151	MANAGED FOREST LAW (MFL)	.00	30,437.36	31,000.00	562.64	98.2
TOTAL TAXES		786.67	1,979,905.71	1,980,170.48	264.77	100.0
<u>INTERGOVERNMENTAL REVENUE</u>						
100-43000-001	STATE; SHARED REVENUES	402,179.88	473,152.80	473,152.80	.00	100.0
100-43000-003	ALL OTHER INTERGOVERNMENTAL	.00	.00	20,000.00	20,000.00	.0
100-43000-005	ENVIRONMENTAL IMPACT FEES	.00	34,627.00	34,627.00	.00	100.0
100-43000-410	SHARED TAXES-WESTON 4	1,384,060.55	1,627,597.60	1,623,580.30	(4,017.30)	100.3
100-43000-411	SHARED TAXES - MAGELLAN TERM.	54,370.14	54,370.14	.00	(54,370.14)	.0
100-43000-412	SHARED TAXES-WESTON RICE PLANT	.00	.00	256,000.00	256,000.00	.0
100-43000-521	LAW ENFORCEMENT GRANTS	3,520.00	3,520.00	.00	(3,520.00)	.0
100-43000-531	STATE; QUARTERLY HIGHWAY AID	.00	338,884.15	327,330.97	(11,553.18)	103.5
100-43000-545	STATE; RECYCLING AID	.00	28,686.45	28,500.00	(186.45)	100.7
100-43000-550	STATE; COMPUTER AID	.00	404.27	404.27	.00	100.0
100-43000-560	VIDEO SERVICE PROVIDER AID	.00	12,078.85	12,078.85	.00	100.0
100-43000-650	CROSSING GUARD FEES	.00	2,748.82	2,500.00	(248.82)	110.0
100-43003-555	STATE ELECTION SERVICE AID	.00	600.00	.00	(600.00)	.0
100-43523-121	FIRE DEPARTMENT GRANTS	.00	9,407.01	.00	(9,407.01)	.0
100-43650-000	FOREST CROP/MAN FOREST LAND	.00	3,827.26	3,800.00	(27.26)	100.7
100-43670-000	PERSONAL PROPERTY STATE AID	.00	20,503.48	20,503.48	.00	100.0
TOTAL INTERGOVERNMENTAL REVENUE		1,844,130.57	2,610,407.83	2,802,477.67	192,069.84	93.2
<u>LICENSES & PERMITS</u>						
100-44000-002	ALL OTHER PERMITS & LICENSES	140.00	805.00	.00	(805.00)	.0
100-44000-110	LIQUOR & BEER LICENSES	.00	3,385.00	2,400.00	(985.00)	141.0
100-44000-120	OPERATOR LICENSES	.00	790.00	1,000.00	210.00	79.0
100-44000-121	CIGARETTE LICENSES	.00	100.00	.00	(100.00)	.0
100-44000-122	KENNEL LICENSES & PERMITS	100.00	175.00	75.00	(100.00)	233.3
100-44000-123	MOBILE HOME COURT LICENSES	.00	100.00	100.00	.00	100.0
100-44000-124	DOG LICENSE LATE FEES	755.50	755.50	.00	(755.50)	.0
100-44000-131	FARMERS MARKET PERMIT	.00	1,710.00	800.00	(910.00)	213.8
100-44000-200	DOG LICENSES	(3,217.50)	3,673.00	2,200.00	(1,473.00)	167.0
100-44000-210	SIGN PERMITS/MISC LIC/PERMITS	373.50	4,138.50	1,000.00	(3,138.50)	413.9
100-44000-300	BUILDING PERMITS	215.00	31,008.32	45,000.00	13,991.68	68.9
100-44000-400	ZONING & VARIANCE CHANGES	600.00	1,700.00	1,300.00	(400.00)	130.8
100-44000-401	CONDITIONAL USE PERMITS	.00	1,450.00	400.00	(1,050.00)	362.5
100-44000-402	PLAT/CSM/SITE PLAN REVIEWS	.00	5,870.60	3,000.00	(2,870.60)	195.7
100-44000-900	EXCAVATING PERMITS	.00	42,030.80	500.00	(41,530.80)	8406.2
TOTAL LICENSES & PERMITS		(1,033.50)	97,691.72	57,775.00	(39,916.72)	169.1

VILLAGE OF KRONENWETTER
 REVENUES WITH COMPARISON TO BUDGET
 FOR THE 11 MONTHS ENDING NOVEMBER 30, 2025

GENERAL FUND

	PERIOD ACTUAL	YTD ACTUAL	BUDGET	UNEARNED	PCNT
<u>FINES, FORFEITURES AND PENALT</u>					
100-45100-100 FINES	3,729.80	36,971.16	36,000.00	(971.16)	102.7
TOTAL FINES, FORFEITURES AND PENALT	3,729.80	36,971.16	36,000.00	(971.16)	102.7
<u>PUBLIC CHARGES FOR SERVIC</u>					
100-46000-200 SPECIAL ASSESSMENT SEARCH	175.00	3,856.00	.00	(3,856.00)	.0
100-46000-210 POLICE DEPARTMENT SERVICES	15.00	390.00	100.00	(290.00)	390.0
100-46000-221 FIRE DEPARTMENT SERVICES	.00	1,201.45	2,500.00	1,298.55	48.1
100-46000-420 GARBAGE COLLECTION FEES	.00	536,595.50	530,000.00	(6,595.50)	101.2
TOTAL PUBLIC CHARGES FOR SERVIC	190.00	542,042.95	532,600.00	(9,442.95)	101.8
<u>INTERGOV'T. CHARGES FOR S</u>					
100-47000-323 TOWN OF GUENTHER-STANDBY FEES	.00	.00	5,100.00	5,100.00	.0
TOTAL INTERGOV'T. CHARGES FOR S	.00	.00	5,100.00	5,100.00	.0
<u>MISCELLANEOUS REVENUES</u>					
100-48000-100 INTEREST EARNED ON INVESTMENTS	27,882.88	350,049.70	130,000.00	(220,049.70)	269.3
100-48000-200 MUNICIPAL CENTER & PARK RENTAL	725.00	10,160.00	7,500.00	(2,660.00)	135.5
100-48000-201 ATHLETIC/SOCCER FIELD RENTAL	.00	2,310.00	3,100.00	790.00	74.5
100-48000-306 SALE OF SCRAP AND USED OIL	.00	4,013.05	1,500.00	(2,513.05)	267.5
100-48000-309 WOOD SALES-COUNTY FOREST LAND	.00	11,127.08	11,500.00	372.92	96.8
100-48000-311 MISCELLANEOUS REVENUE	2,902.90	5,634.33	11,000.00	5,365.67	51.2
100-48000-312 SALE OF OFFICE SUPPLIES	11.90	174.82	100.00	(74.82)	174.8
100-48000-314 CULVERT & ROADWAY WORK/SALE	.00	.00	7,500.00	7,500.00	.0
100-48000-316 FRANCHISE FEE	11,360.04	49,868.92	71,000.00	21,131.08	70.2
100-48000-500 DONATIONS; OTHER	.00	.00	500.00	500.00	.0
100-48000-530 DONATIONS-POLICE DEPARTMENT	50.00	185.00	500.00	315.00	37.0
100-48301-000 SALE OF LAW ENFORCEMENT EQUIPM	.00	17,654.00	.00	(17,654.00)	.0
100-48400-000 INSURANCE CLAIM PROCEEDS	.00	15,920.66	2,500.00	(13,420.66)	636.8
100-48510-000 COMMUNITY EVENTS SPONSORSHIPS	.00	4,550.00	3,500.00	(1,050.00)	130.0
TOTAL MISCELLANEOUS REVENUES	42,932.72	471,647.56	250,200.00	(221,447.56)	188.5
TOTAL FUND REVENUE	1,890,736.26	5,738,666.93	5,664,323.15	(74,343.78)	101.3

VILLAGE OF KRONENWETTER
EXPENDITURES WITH COMPARISON TO BUDGET
FOR THE 11 MONTHS ENDING NOVEMBER 30, 2025

GENERAL FUND

		PERIOD ACTUAL	YTD ACTUAL	BUDGET	UNEXPENDED	PCNT
<u>VILLAGE BOARD</u>						
100-51000-108-110	BOARD MEMBERS SALARIES & WAGES	2,101.67	23,702.07	33,000.00	9,297.93	71.8
100-51000-108-151	FICA TAX - VILLAGE BOARD	160.80	1,788.37	2,524.50	736.13	70.8
100-51000-108-320	EXPENSES - BOARD MEMBERS	62.04	478.85	1,000.00	521.15	47.9
	TOTAL VILLAGE BOARD	2,324.51	25,969.29	36,524.50	10,555.21	71.1
<u>MUNICIPAL COURT</u>						
100-51200-100-333	MUNICIPAL COURT LEGAL FEES	2,295.42	19,161.98	20,000.00	838.02	95.8
100-51200-352-000	KRONENWETTER COURT EXPENDITURE	.00	19,933.60	21,783.61	1,850.01	91.5
	TOTAL MUNICIPAL COURT	2,295.42	39,095.58	41,783.61	2,688.03	93.6
<u>LEGAL</u>						
100-51300-302-000	LEGAL FEES-GENERAL	1,790.00	21,391.00	30,000.00	8,609.00	71.3
	TOTAL LEGAL	1,790.00	21,391.00	30,000.00	8,609.00	71.3
<u>GENERAL OFFICE</u>						
100-51400-460-000	OFFICE SUPPLIES	254.48	11,211.46	15,000.00	3,788.54	74.7
100-51400-470-000	OFFICE EQUIPMENT/SERVICE AGREE	758.29	6,882.32	13,000.00	6,117.68	52.9
100-51400-485-000	COMPUTER SUPPLIES, EXPENSES &	12,803.29	83,065.15	143,350.00	60,284.85	58.0
100-51400-510-000	INDEPENDENT AUDIT/ACCOUNTING	3,052.50	15,174.86	46,000.00	30,825.14	33.0
100-51400-516-000	UNIFORMS/APPAREL	.00	.00	1,000.00	1,000.00	.0
100-51400-517-000	EMPLOYEE SAFETY/WELLNESS/GIFTS	.00	10.53	350.00	339.47	3.0
	TOTAL GENERAL OFFICE	16,868.56	116,344.32	218,700.00	102,355.68	53.2
<u>ADMINISTRATOR</u>						
100-51410-110-110	SALARIES & WAGES - ADMINISTRAT	4,975.95	4,975.95	103,824.00	98,848.05	4.8
100-51410-110-151	FICA TAX - ADMINISTRATOR	369.96	369.96	7,942.53	7,572.57	4.7
100-51410-110-152	RETIREMENT - ADMINISTRAT	345.82	345.82	7,163.86	6,818.04	4.8
100-51410-110-154	INSURANCE - ADMINISTRAT	1,306.10	1,306.10	17,745.44	16,439.34	7.4
100-51410-131-000	EAP FRINGE - ADMINISTRATOR	.00	.00	31.00	31.00	.0
100-51410-322-000	MISC-BUSINESS/MTG EXPENSES	.00	.00	2,000.00	2,000.00	.0
100-51410-340-000	ADMIN; SEMINARS & MILEAGE	.00	.00	2,000.00	2,000.00	.0
	TOTAL ADMINISTRATOR	6,997.83	6,997.83	140,706.83	133,709.00	5.0

VILLAGE OF KRONENWETTER
 EXPENDITURES WITH COMPARISON TO BUDGET
 FOR THE 11 MONTHS ENDING NOVEMBER 30, 2025

GENERAL FUND

	PERIOD ACTUAL	YTD ACTUAL	BUDGET	UNEXPENDED	PCNT
<u>COMMUNITY DEVELOPMENT/ZON</u>					
100-51420-000-000	COMMUNITY DEVELOPMENT/ZONING	.00	440.00	.00 (440.00)	.0
100-51420-110-110	SALARIES & WAGES - ZONING ADMIN	6,244.09	72,860.24	83,100.71	10,240.47 87.7
100-51420-110-151	FICA TAX - ZONING ADMIN	464.55	5,421.73	6,357.20	935.47 85.3
100-51420-110-152	COMM. DEVELOP/ZONING; RETIREME	433.96	5,064.74	5,733.95	669.21 88.3
100-51420-110-154	COMM. DEVELOP/ZONING; HEALTH I	1,543.69	17,889.80	20,280.50	2,390.70 88.2
100-51420-131-000	COMM. DEVELOP/ZONING; EAP FRIN	.00	.00	29.00	29.00 .0
100-51420-340-000	CD/ZONING; SEMINARS & MILEAGE	.00	208.60	1,000.00	791.40 20.9
100-51420-345-000	CD/ZA MATERIALS AND SUPPLIES	.00	.00	500.00	500.00 .0
100-51420-350-000	COMMUNITY EVENTS	(1,255.46)	2,295.45	8,500.00	6,204.55 27.0
100-51420-360-000	PUBLIC RELATIONS/MARKETING	.00	946.20	1,500.00	553.80 63.1
100-51420-370-000	ENGINEERING/SURVEYING/CONSULTI	.00	.00	5,000.00	5,000.00 .0
TOTAL COMMUNITY DEVELOPMENT/ZON		7,430.83	105,126.76	132,001.36	26,874.60 79.6
<u>CLERK</u>					
100-51421-110-110	SALARIES & WAGES - CLERK	5,384.61	52,192.39	61,800.00	9,607.61 84.5
100-51421-110-151	FICA TAX - CLERK	397.66	3,860.17	4,727.70	867.53 81.7
100-51421-110-152	RETIREMENT - CLERK	374.23	3,351.30	4,264.20	912.90 78.6
100-51421-110-154	INSURANCE - CLERK	1,678.14	15,597.18	21,125.52	5,528.34 73.8
100-51421-131-000	EAP FRINGE - CLERK	.00	.00	29.00	29.00 .0
100-51421-322-000	MISC - BONDING	.00	255.00	150.00 (105.00)	170.0 170.0
100-51421-340-000	CLERK; SEMINARS & MILEAGE	.00	1,057.57	4,000.00	2,942.43 26.4
TOTAL CLERK		7,834.64	76,313.61	96,096.42	19,782.81 79.4
<u>DEPUTY CLERK</u>					
100-51422-110-110	SALARIES & WAGES - DEPUTY CLER	396.92	4,720.53	5,311.78	591.25 88.9
100-51422-110-151	FICA TAX - DEPUTY CLERK	28.94	344.59	406.35	61.76 84.8
100-51422-110-152	RETIREMENT - DEPUTY CLER	27.59	328.16	366.51	38.35 89.5
100-51422-110-154	INSURANCE - DEPUTY CLER	167.82	1,945.10	2,112.55	167.45 92.1
100-51422-322-000	DEPUTY CLERK; MUNICIPAL BONDIN	.00	.00	150.00	150.00 .0
100-51422-340-000	DEPUTY CLERK; SEMINARS & MILEAG	.00	.00	500.00	500.00 .0
TOTAL DEPUTY CLERK		621.27	7,338.38	8,847.19	1,508.81 83.0
<u>ADMIN ASSIST</u>					
100-51423-110-110	SALARIES & WAGES - AA	.00	10,336.57	53,117.78	42,781.21 19.5
100-51423-110-151	FICA TAX - AA	.00	758.01	4,063.51	3,305.50 18.7
100-51423-110-152	RETIREMENT - AA	.00	719.11	3,665.13	2,946.02 19.6
100-51423-110-154	INSURANCE - AA	.00	3,920.70	21,125.52	17,204.82 18.6
100-51423-131-000	EAP FRINGE - AA	.00	.00	29.00	29.00 .0
100-51423-340-000	ADMIN ASSIST; SEMINARS & MILEA	.00	.00	1,500.00	1,500.00 .0
TOTAL ADMIN ASSIST		.00	15,734.39	83,500.94	67,766.55 18.8

VILLAGE OF KRONENWETTER
EXPENDITURES WITH COMPARISON TO BUDGET
FOR THE 11 MONTHS ENDING NOVEMBER 30, 2025

GENERAL FUND

		PERIOD ACTUAL	YTD ACTUAL	BUDGET	UNEXPENDED	PCNT
<u>PLANNING TECHNICIAN</u>						
100-51425-110-110	SALARY & WAGES - PLAN TECH	1,984.50	24,042.44	55,197.78	31,155.34	43.6
100-51425-110-151	FICA TAX - PLAN TECH	144.67	1,756.57	4,222.63	2,466.06	41.6
100-51425-110-152	RETIREMENT - PLAN TECH	137.92	1,671.30	3,808.65	2,137.35	43.9
100-51425-110-154	INSURANCE - PLAN TECH	839.05	9,841.68	21,125.52	11,283.84	46.6
100-51425-131-000	EAP FRINGE - PLAN TECH	.00	.00	29.00	29.00	.0
100-51425-340-000	PLAN TECH; SEMINARS & MILEAGE	.00	.00	500.00	500.00	.0
TOTAL PLANNING TECHNICIAN		3,106.14	37,311.99	84,883.58	47,571.59	44.0
<u>ACCT CLERK</u>						
100-51427-110-110	SALARIES & WAGES - ACCT CLERK	3,116.54	37,969.26	42,494.22	4,524.96	89.4
100-51427-110-151	FICA TAX - ACCT CLERK	225.93	2,760.58	3,250.81	490.23	84.9
100-51427-110-152	RETIREMENT - ACCT CLERK	216.60	2,640.59	2,932.10	291.51	90.1
100-51427-110-154	INSURANCE - ACCT CLERK	1,342.40	15,557.34	16,900.42	1,343.08	92.1
100-51427-131-000	EAP FRINGE - ACCT CLERK	.00	.00	29.00	29.00	.0
100-51427-322-000	MISC - BONDING - ACCT CLERK	.00	.00	150.00	150.00	.0
100-51427-340-000	ACCT CLERK; SEMINARS & MILEAGE	.00	733.84	1,300.00	566.16	56.5
TOTAL ACCT CLERK		4,901.47	59,661.61	67,056.55	7,394.94	89.0
<u>ELECTIONS</u>						
100-51440-110-110	SALARIES & WAGES - ELECTIONS	.00	10,030.36	15,000.00	4,969.64	66.9
100-51440-110-151	FICA TAX - ELECTIONS	.00	75.94	1,147.50	1,071.56	6.6
100-51440-350-000	OTHER EXPENSES & SUPPLIES	.00	3,863.71	15,000.00	11,136.29	25.8
TOTAL ELECTIONS		.00	13,970.01	31,147.50	17,177.49	44.9

VILLAGE OF KRONENWETTER
EXPENDITURES WITH COMPARISON TO BUDGET
FOR THE 11 MONTHS ENDING NOVEMBER 30, 2025

GENERAL FUND

		PERIOD ACTUAL	YTD ACTUAL	BUDGET	UNEXPENDED	PCNT
<u>COMMISSIONS, COMMITTEES,</u>						
100-51500-530-110	PROPERTIES & INFRASTRUCTURE WA	.00	.00	1,500.00	1,500.00	.0
100-51500-532-110	BOARD OF APPEALS WAGES	.00	50.00	1,500.00	1,450.00	3.3
100-51500-532-151	BOARD OF APPEALS FICA	.00	6.83	.00	(6.83)	.0
100-51500-535-110	PFC COMMITTEE WAGES	.00	125.00	1,500.00	1,375.00	8.3
100-51500-535-151	PFC COMMITTEE FICA	.00	13.04	114.75	101.71	11.4
100-51500-540-110	CLIPP - WAGES	.00	.00	1,500.00	1,500.00	.0
100-51500-540-151	CLIPP - FICA	.00	1.85	114.75	112.90	1.6
100-51500-560-110	PLANNING COMMISSION WAGES	.00	.00	1,500.00	1,500.00	.0
100-51500-560-151	PLANNING COMMISSION FICA	.00	3.25	114.75	111.50	2.8
100-51500-580-000	RECRUITMENT & BACKGROUND CHECK	.00	664.66	2,000.00	1,335.34	33.2
100-51500-590-110	ADMINISTRATIVE POLICY WAGES	.00	600.00	1,500.00	900.00	40.0
100-51500-590-151	ADMINISTRATIVE POLICY FICA	.00	47.05	114.75	67.70	41.0
100-51500-595-110	SPECIAL / AD HOC COMMITTEES WA	.00	.00	1,500.00	1,500.00	.0
100-51500-595-151	SPECIAL / AD HOC COMMITTEES FI	.00	.70	114.75	114.05	.6
100-51500-596-110	KOWALSKI INTERCHANGE WAGES	.00	.00	1,500.00	1,500.00	.0
100-51500-596-151	KOWALSKI INTERCHANGE FICA	.00	.45	114.75	114.30	.4
100-51500-597-100	COMMITTEES-OFFICE SUPPLIES	.00	45.96	750.00	704.04	6.1
TOTAL COMMISSIONS, COMMITTEES,		.00	1,558.79	15,438.50	13,879.71	10.1
<u>TREASURER</u>						
100-51520-110-110	SALARIES & WAGES - TREASURER	3,783.00	12,848.48	50,498.55	37,650.07	25.4
100-51520-110-151	FICA TAX - TREASURER	289.40	982.91	3,863.14	2,880.23	25.4
100-51520-110-152	RETIREMENT - TREASURER	.00	.00	3,484.40	3,484.40	.0
100-51520-110-154	INSURANCE - TREASURER	.00	.00	11,830.29	11,830.29	.0
100-51520-131-000	EAP FRINGE - TREASURER	.00	.00	29.00	29.00	.0
100-51520-300-001	FIN DIR/TREAS CONTR SERVICES	.00	34,564.78	.00	(34,564.78)	.0
100-51520-322-000	MISCELLANEOUS-BONDING	.00	.00	150.00	150.00	.0
100-51520-340-000	TREASURER; SEMINARS & MILEAGE	.00	.00	4,000.00	4,000.00	.0
100-51520-999-000	BUDGET ADJUSTMENT	.00	.00	(20,000.00)	(20,000.00)	.0
TOTAL TREASURER		4,072.40	48,396.17	53,855.38	5,459.21	89.9
<u>ASSESSOR</u>						
100-51530-110-000	ASSESSOR FEE	1,460.45	17,525.40	16,500.00	(1,025.40)	106.2
100-51530-113-000	ASSESSOR - MANUFACTURING	.00	1,285.12	1,300.00	14.88	98.9
TOTAL ASSESSOR		1,460.45	18,810.52	17,800.00	(1,010.52)	105.7

VILLAGE OF KRONENWETTER
EXPENDITURES WITH COMPARISON TO BUDGET
FOR THE 11 MONTHS ENDING NOVEMBER 30, 2025

GENERAL FUND

		PERIOD ACTUAL	YTD ACTUAL	BUDGET	UNEXPENDED	PCNT
<u>MUNICIPAL BUILDING</u>						
100-51600-110-110	WAGES -CLEANING/SNOW REMOVAL	1,533.42	20,623.28	9,068.89	(11,554.39)	227.4
100-51600-110-151	FICA - CLEANING/SNOW REMOVAL	117.32	1,577.75	693.77	(883.98)	227.4
100-51600-326-000	UTILITIES	1,561.31	54,820.57	40,000.00	(14,820.57)	137.1
100-51600-354-000	MATERIALS & SUPPLIES	.00	686.59	5,000.00	4,313.41	13.7
100-51600-355-000	JANITORIAL SUPPLIES	354.96	1,854.34	5,000.00	3,145.66	37.1
100-51600-389-000	MAINTENANCE	2,403.73	25,225.74	35,000.00	9,774.26	72.1
	TOTAL MUNICIPAL BUILDING	5,970.74	104,788.27	94,762.66	(10,025.61)	110.6
<u>OTHER GENERAL GOVERNMENT</u>						
100-51900-095-000	UNEMPLOYMENT	.00	.00	10,000.00	10,000.00	.0
100-51900-115-000	VILLAGE EMPLOYEE EVENT	.00	451.37	1,000.00	548.63	45.1
100-51900-120-000	EMPLOYEE SETTLEMENTS	.00	.00	7,875.00	7,875.00	.0
100-51900-938-000	PROPERTY & LIABILITY INSURANCE	.00	4,976.00	30,000.00	25,024.00	16.6
100-51900-960-000	PUBLICATIONS	899.00	2,392.13	2,700.00	307.87	88.6
100-51900-970-000	NEWSLETTER	.00	.00	8,000.00	8,000.00	.0
100-51900-990-000	DUES & MEMBERSHIPS	.00	867.44	8,700.00	7,832.56	10.0
100-51900-991-000	BANK & INVESTMENT FEES	40.00	440.00	1,000.00	560.00	44.0
100-51900-994-000	WEIGHTS MEASURES INSPECTION	.00	750.00	750.00	.00	100.0
100-51900-999-000	CONTINGENCY EXPS	.00	.00	74,027.88	74,027.88	.0
	TOTAL OTHER GENERAL GOVERNMENT	939.00	9,876.94	144,052.88	134,175.94	6.9

VILLAGE OF KRONENWETTER
 EXPENDITURES WITH COMPARISON TO BUDGET
 FOR THE 11 MONTHS ENDING NOVEMBER 30, 2025

GENERAL FUND

		PERIOD ACTUAL	YTD ACTUAL	BUDGET	UNEXPENDED	PCNT
<u>POLICE DEPT</u>						
100-52000-110-110	SALARIES & WAGES - CROSS GUARD	576.00	4,700.72	4,860.00	159.28	96.7
100-52000-110-151	FICA TAX - CROSSING GUARD	44.06	359.56	371.79	12.23	96.7
100-52000-110-154	INSURANCE - CROSS GUARD	.00	.00	915.00	915.00	.0
100-52000-120-138	TRAINING & CONF - POLICE CHIEF	.00	471.95	2,000.00	1,528.05	23.6
100-52000-120-140	EMPLOYEE ASSISTANCE PROG-CHIEF	.00	.00	29.00	29.00	.0
100-52000-120-146	PROFESSIONAL DUES-POLICE CHIEF	.00	510.00	575.00	65.00	88.7
100-52000-120-157	EAP-LIEUTENANT	.00	.00	29.00	29.00	.0
100-52000-120-159	PROFESSIONAL DUES - LIEUTENANT	.00	275.00	250.00	(25.00)	110.0
100-52000-120-160	TRAINING & CONF - LIEUTENANT	.00	651.40	2,000.00	1,348.60	32.6
100-52000-120-238	TRAINING - OFFICERS	250.00	2,127.93	6,500.00	4,372.07	32.7
100-52000-120-240	EMERGENCY ASSIST PROG-OFFICERS	.00	.00	174.00	174.00	.0
100-52000-120-250	LEGAL SERVICES-POLICE DEPT	.00	793.38	1,000.00	206.62	79.3
100-52000-120-320	AMMUNITION	481.80	856.93	3,000.00	2,143.07	28.6
100-52000-120-321	FT OFFICERS PROTECTIVE CLOTH	622.10	4,805.05	9,000.00	4,194.95	53.4
100-52000-120-322	PT OFFICERS PROTECTIVE CLOTH	.00	.00	500.00	500.00	.0
100-52000-120-323	PHYSICAL EXAMS	.00	674.00	1,000.00	326.00	67.4
100-52000-120-324	FUEL	.00	15,411.09	40,000.00	24,588.91	38.5
100-52000-120-326	TELEPHONE & UTILITIES - POLICE	507.82	5,075.90	8,700.00	3,624.10	58.3
100-52000-120-380	EQUIPMENT REPAIRS/MAINTENANCE	4,240.70	19,395.38	20,000.00	604.62	97.0
100-52000-120-434	EMPLOYEE ASSIST PROG-PD CLERK	.00	.00	29.00	29.00	.0
100-52000-120-437	MILEAGE - POLICE CLERK	.00	165.90	200.00	34.10	83.0
100-52000-120-438	TRAIN/MEETINGS - POLICE CLERK	.00	235.01	1,000.00	764.99	23.5
100-52000-120-460	OFFICE SUPPLIES	480.37	3,107.38	5,500.00	2,392.62	56.5
100-52000-120-475	POSTAGE & SHIPPING	.00	407.23	550.00	142.77	74.0
100-52000-120-476	PROPERTY ROOM/EVIDENCE	.00	201.36	1,000.00	798.64	20.1
100-52000-120-811	OUTLAY-EQUIPMENT	5,165.18	14,313.68	17,300.00	2,986.32	82.7
100-52000-120-815	PD CONTRACTED SERVICES	.00	138.01	500.00	361.99	27.6
100-52000-120-820	PD: COMPUTER SUPPLIES, EXPENSE	215.00	26,364.03	35,000.00	8,635.97	75.3
100-52000-120-938	POLICE DEPARTMENT INSURANCE	109.60	1,063.12	32,925.00	31,861.88	3.2
100-52000-121-110	SALARY & WAGES - LIEUTENANT	8,125.65	93,797.02	105,633.39	11,836.37	88.8
100-52000-121-151	FICA - LIEUTENANT	607.35	7,010.10	8,080.95	1,070.85	86.8
100-52000-121-152	RETIREMENT - LIEUTENANT	1,219.66	14,096.48	15,105.57	1,009.09	93.3
100-52000-121-154	HEALTH INSURANCE - LIEUTENANT	1,678.14	19,447.38	21,125.52	1,678.14	92.1
100-52000-122-110	SALARIES & WAGES - FT OFFICERS	55,224.81	449,207.90	525,510.82	76,302.92	85.5
100-52000-122-151	FICA TAX - FT OFFICERS	4,133.29	33,552.54	37,372.28	3,819.74	89.8
100-52000-122-152	RETIREMENT (WRS) - FT OFFICERS	8,289.26	66,601.46	69,859.29	3,257.83	95.3
100-52000-122-154	HEALTH INSURANCE - FT OFFICERS	13,705.54	104,165.14	136,315.44	32,150.30	76.4
100-52000-123-110	SALARIES & WAGES - PT OFFICERS	475.00	3,285.06	7,561.80	4,276.74	43.4
100-52000-123-151	FICA TAX - PT OFFICERS	36.34	251.30	578.48	327.18	43.4
100-52000-124-110	SALARIES & WAGES - POLICE CLERK	2,181.08	25,565.13	26,675.15	1,110.02	95.8
100-52000-124-151	FICA TAX - POLICE CLERK	158.10	1,855.34	2,040.65	185.31	90.9
100-52000-124-152	RETIREMENT(WRS) - POLICE CLERK	151.58	1,777.09	1,840.59	63.50	96.6
100-52000-124-154	HEALTH INS - POLICE CLERK	822.28	9,528.73	9,506.48	(22.25)	100.2
100-52000-125-110	SALARIES & WAGES - PROPERTY RO	726.57	8,112.82	7,416.00	(696.82)	109.4
100-52000-125-151	FICA TAX - PROP ROOM MGR	55.58	620.59	567.32	(53.27)	109.4
100-52000-126-110	SALARIES & WAGES PT POLICE CLERK	686.06	7,810.08	25,323.17	17,513.09	30.8
100-52000-126-151	PT POLICE CLERK; FICA TAX	52.48	597.48	1,937.21	1,339.73	30.8
100-52000-127-110	SALARY & WAGES - POLICE CHIEF	8,942.36	102,425.78	116,246.20	13,820.42	88.1
100-52000-127-151	FICA TAX - POLICE CHIEF	669.82	7,671.64	8,892.83	1,221.19	86.3
100-52000-127-152	RETIREMENT(WRS) - POLICE CHIEF	1,342.24	15,397.80	16,623.21	1,225.41	92.6
100-52000-127-154	HEALTH INS - POLICE CHIEF	1,678.14	19,447.38	21,125.52	1,678.14	92.1
100-52000-128-110	SALARY & WAGES - SARGEANT	21,100.72	173,181.27	189,481.12	16,299.85	91.4

VILLAGE OF KRONENWETTER
 EXPENDITURES WITH COMPARISON TO BUDGET
 FOR THE 11 MONTHS ENDING NOVEMBER 30, 2025

GENERAL FUND

	PERIOD ACTUAL	YTD ACTUAL	BUDGET	UNEXPENDED	PCNT
100-52000-128-151 FICA TAX - SARGEANT	1,589.05	13,022.89	13,475.16	452.27	96.6
100-52000-128-152 RETIREMENT(WRS) - SARGEANT	3,129.70	25,617.47	25,188.86	(428.61)	101.7
100-52000-128-154 HEALTH INS - SARGEANT	2,969.16	26,960.60	31,354.80	4,394.20	86.0
100-52000-128-157 EAP-SARGEANT	.00	.00	58.00	58.00	.0
TOTAL POLICE DEPT	152,442.59	1,333,110.48	1,619,803.60	286,693.12	82.3

FIRE & EMS

100-52200-201-110 SALARIES & WAGES - FIRE DEPART	18,439.50	126,746.85	163,290.00	36,543.15	77.6
100-52200-201-131 EMPLOYEE ASSISTANCE PROGRAM	.00	.00	1,160.00	1,160.00	.0
100-52200-201-151 FICA TAX - FIRE DEPARTMENT	1,410.66	9,653.05	12,491.69	2,838.64	77.3
100-52200-201-152 RETIREMENT FIRE DEPARTMENT	811.74	6,187.26	10,000.00	3,812.74	61.9
100-52200-201-321 PROTECTIVE CLOTHING	.00	20,000.00	20,000.00	.00	100.0
100-52200-201-322 MISCELLANEOUS FD SUPPLIES	.00	567.51	1,000.00	432.49	56.8
100-52200-201-323 PHYSICAL EXAMS	417.00	1,024.00	1,500.00	476.00	68.3
100-52200-201-324 FUEL	905.39	4,966.42	7,000.00	2,033.58	71.0
100-52200-201-326 UTILITIES - SIREN	.00	287.08	500.00	212.92	57.4
100-52200-201-327 RADIOS	.00	10,000.00	10,000.00	.00	100.0
100-52200-201-328 DISAB/ACCIDENT DEATH POLICY	.00	.00	8,500.00	8,500.00	.0
100-52200-201-330 PHONE REIMBURSEMENT	.00	360.00	960.00	600.00	37.5
100-52200-201-331 FD DUES & MEMBERSHIPS	.00	1,584.00	1,000.00	(584.00)	158.4
100-52200-201-340 TRAINING/SCHOOLING/MEETINGS	400.00	2,294.61	4,000.00	1,705.39	57.4
100-52200-201-350 OFFICE EXPENSES & SUPPLIES	.00	1,386.02	1,500.00	113.98	92.4
100-52200-201-380 EQUIPMENT REPAIRS/MAINTENANCE	4,380.52	25,168.23	30,000.00	4,831.77	83.9
100-52200-201-383 FIELD TOOLS OUTLAY	.00	4,213.56	7,500.00	3,286.44	56.2
100-52200-201-820 COMPUTER PURCHASE/SOFTWARE	.00	236.25	3,000.00	2,763.75	7.9
100-52200-201-938 FIRE DEPARTMENT INSURANCE	.00	.00	25,000.00	25,000.00	.0
100-52200-201-940 FD GRANT MATCHING	.00	20,000.00	10,000.00	(10,000.00)	200.0
100-52200-300-110 SALARIES & WAGES - FR/EMS	2,610.00	31,289.00	45,000.00	13,711.00	69.5
100-52200-300-151 FICA TAX - FIRST RESPONDERS	199.66	2,404.33	3,442.50	1,038.17	69.8
100-52200-300-152 RETIREMENT - EMS/FR	146.35	1,984.19	2,000.00	15.81	99.2
100-52200-301-000 EQUIPMENT SUPPLIES/MAINTENANCE	1,649.34	4,656.96	5,000.00	343.04	93.1
100-52200-301-340 TRAINING/SCHOOLING/ADD'L MTGS	.00	1,316.04	4,000.00	2,683.96	32.9
100-52200-301-350 SUPPLIES, MILEAGE & EXPENSES	693.89	2,806.60	3,000.00	193.40	93.6
100-52200-301-360 MEDICAL/PHYSICALS	.00	240.50	500.00	259.50	48.1
100-52200-301-811 OUTLAY-EQUIPMENT	458.99	1,213.17	4,000.00	2,786.83	30.3
100-52200-310-210 OUTSIDE SERVICES	.00	14,950.00	22,000.00	7,050.00	68.0
100-52200-310-329 SERVICE/STANDBY FEE	.00	52,674.16	65,000.00	12,325.84	81.0
TOTAL FIRE & EMS	32,523.04	348,209.79	472,344.19	124,134.40	73.7

BUILDING INSPECTOR

100-52400-400-250 CONTRACTED INSPECTOR SERVICES	.00	17,760.00	25,000.00	7,240.00	71.0
100-52400-400-353 HOUSE NUMBERS	23.98	122.62	600.00	477.38	20.4
100-52400-400-354 COMPUTER SOFTWARE AND SUPPLIES	.00	1,950.80	1,000.00	(950.80)	195.1
TOTAL BUILDING INSPECTOR	23.98	19,833.42	26,600.00	6,766.58	74.6

VILLAGE OF KRONENWETTER
EXPENDITURES WITH COMPARISON TO BUDGET
FOR THE 11 MONTHS ENDING NOVEMBER 30, 2025

GENERAL FUND

	PERIOD ACTUAL	YTD ACTUAL	BUDGET	UNEXPENDED	PCNT
<u>POLICE & FIRE COMMISSION</u>					
100-52800-100-321 PFC POSTAGE	.00	209.36	25.00	(184.36)	837.4
100-52800-100-340 PFC TRAINING/SCHOOLING	.00	.00	375.00	375.00	.0
100-52800-100-354 MATERIALS & SUPPLIES	.00	.00	100.00	100.00	.0
100-52800-101-110 PFC CLERK SALARIES & WAGES	351.09	4,131.21	5,927.81	1,796.60	69.7
100-52800-101-151 PFC CLERK FICA TAX	25.79	303.69	453.48	149.79	67.0
100-52800-101-152 PFC CLERK RETIREMENT	18.56	217.64	409.02	191.38	53.2
100-52800-101-154 PFC CLERK-HEALTH INSURANCE	100.70	1,167.00	2,112.55	945.55	55.2
TOTAL POLICE & FIRE COMMISSION	496.14	6,028.90	9,402.86	3,373.96	64.1

VILLAGE OF KRONENWETTER
 EXPENDITURES WITH COMPARISON TO BUDGET
 FOR THE 11 MONTHS ENDING NOVEMBER 30, 2025

GENERAL FUND

	PERIOD ACTUAL	YTD ACTUAL	BUDGET	UNEXPENDED	PCNT
<u>PUBLIC WORKS</u>					
100-53000-300-000	ENGINEERING COSTS	.00	19,632.50	25,000.00	5,367.50 78.5
100-53000-302-110	SALARIES & WAGES - PW DIRECTOR	3,361.08	37,856.97	42,873.75	5,016.78 88.3
100-53000-302-131	EAP FRINGE - PW DIRECTOR	.00	.00	29.00	29.00 .0
100-53000-302-151	FICA TAX - PW DIRECTOR	250.70	2,821.65	3,279.84	458.19 86.0
100-53000-302-152	RETIREMENT (WRS) - PW DIRECTOR	233.59	2,631.65	2,958.29	326.64 89.0
100-53000-302-154	HEALTH INSURANCE - PW DIRECTOR	755.00	8,750.22	9,506.48	756.26 92.0
100-53000-302-330	MILEAGE - PUBLIC WORKS	.00	373.33	.00	(373.33) .0
100-53000-302-340	PWD; SEMINARS, TRAINING & MILE	.00	1,392.00	1,500.00	108.00 92.8
100-53000-311-110	SALARIES & WAGES - PW	26,205.33	313,424.24	365,569.63	52,145.39 85.7
100-53000-311-130	PW EMPLOYEES PHYSICALS	280.00	865.25	350.00	(515.25) 247.2
100-53000-311-137	PW CREW EAP FRINGE	.00	.00	150.00	150.00 .0
100-53000-311-151	FICA - PW	1,933.38	23,182.92	27,966.08	4,783.16 82.9
100-53000-311-152	RETIREMENT - PW	1,817.87	21,675.34	25,224.30	3,548.96 85.9
100-53000-311-154	HEALTH INSURANCE - PW	8,390.70	94,071.25	126,753.12	32,681.87 74.2
100-53000-311-342	SALT/BRINE	29,219.06	81,381.03	225,000.00	143,618.97 36.2
100-53000-311-344	PATCHING MATERIAL-ASPHALT	1,515.10	60,188.04	65,000.00	4,811.96 92.6
100-53000-311-345	SEAL COATING	.00	300,000.00	300,000.00	.00 100.0
100-53000-311-346	CRACKFILLING	.00	65,000.00	65,000.00	.00 100.0
100-53000-311-347	PAVEMENT MARKING	.00	20,000.00	20,000.00	.00 100.0
100-53000-311-348	GRAVEL & ROAD BASE	3,732.48	26,216.04	25,000.00	(1,216.04) 104.9
100-53000-311-357	CULVERTS	.00	6,659.42	15,000.00	8,340.58 44.4
100-53000-311-358	ROAD SIGNS	.00	3,245.42	4,300.00	1,054.58 75.5
100-53000-311-359	BRIDGE INSPECTIONS	.00	.00	2,000.00	2,000.00 .0
100-53000-311-360	STORM WATER	.00	2,500.00	2,500.00	.00 100.0
100-53000-311-380	EQUIPMENT; REPAIRS/MAINTENANCE	4,622.81	36,129.09	70,000.00	33,870.91 51.6
100-53000-311-381	TRAFFIC SIGNAL MAINT. & REPAIR	.00	1,377.16	6,500.00	5,122.84 21.2
100-53000-311-384	PWKS; FUEL & OIL CHANGES	2,000.16	41,813.33	65,000.00	23,186.67 64.3
100-53000-311-814	PW; EQUIPMENT RENTALS	199.92	30,618.21	34,000.00	3,381.79 90.1
100-53000-312-326	GARAGE UTILITIES	260.74	9,085.94	15,000.00	5,914.06 60.6
100-53000-312-329	UNIFORMS & SAFETY EQUIPMENT	497.02	5,237.49	6,500.00	1,262.51 80.6
100-53000-312-354	OFFICE SUPPLIES	.00	440.95	300.00	(140.95) 147.0
100-53000-312-355	WINTER MAINT-PLOW BLADES ETC	3,437.04	5,931.97	10,000.00	4,068.03 59.3
100-53000-312-356	WINTER DAMAGE-PRIVATE PROPERTY	.00	.00	300.00	300.00 .0
100-53000-314-320	GARAGE SUPPLIES & EXPENSES	818.65	13,672.84	20,000.00	6,327.16 68.4
100-53000-314-422	WEATHER SIRENS	.00	1,250.00	1,000.00	(250.00) 125.0
100-53000-315-420	STREET LIGHTING	3,542.41	34,900.83	60,000.00	25,099.17 58.2
100-53000-620-315	RECYCLING EXPENSES	10,748.76	107,528.96	145,000.00	37,471.04 74.2
100-53000-620-317	YARD WASTE SITE EXP	.00	6,387.58	15,000.00	8,612.42 42.6
100-53000-620-320	SOLID WASTE COLLECTION EXPENSE	29,017.28	288,375.27	413,000.00	124,624.73 69.8
100-53000-938-000	PUBLIC WORKS INSURANCE	.00	.00	45,000.00	45,000.00 .0
100-53000-940-000	ROW TREE WORK	.00	.00	2,000.00	2,000.00 .0
100-53000-999-000	BUDGET ADJUSTMENT	.00	.00	(145,000.00)	(145,000.00) .0
TOTAL PUBLIC WORKS		132,839.08	1,674,616.89	2,118,560.49	443,943.60 79.1

VILLAGE OF KRONENWETTER
EXPENDITURES WITH COMPARISON TO BUDGET
FOR THE 11 MONTHS ENDING NOVEMBER 30, 2025

GENERAL FUND

		PERIOD ACTUAL	YTD ACTUAL	BUDGET	UNEXPENDED	PCNT
<u>ANIMAL CONTROL</u>						
100-54110-210-000	ANIMAL CONTROL	.00	2,725.00	5,000.00	2,275.00	54.5
	TOTAL ANIMAL CONTROL	.00	2,725.00	5,000.00	2,275.00	54.5
 <u>PARKS</u>						
100-55000-200-110	SALARY & WAGES - PARKS	.00	50,573.00	42,642.00	(7,931.00)	118.6
100-55000-200-116	PARKS SCHOOLING, TRAINING	.00	495.43	1,500.00	1,004.57	33.0
100-55000-200-140	PARKS DEPT PHYSICALS	.00	.00	100.00	100.00	.0
100-55000-200-151	FICA TAX - PARKS	.00	3,868.89	3,262.11	(606.78)	118.6
100-55000-200-326	PARKS; UTILITIES	96.52	2,104.85	6,000.00	3,895.15	35.1
100-55000-200-327	PORTABLE RESTROOM/WASH STATION	.00	6,960.00	6,000.00	(960.00)	116.0
100-55000-200-329	UNIFORMS & SAFETY EQUIPMENT	.00	232.10	450.00	217.90	51.6
100-55000-200-355	PARKS; FUEL CHARGES	.00	4,098.37	6,000.00	1,901.63	68.3
100-55000-200-361	MAINTENANCE SUPPLIES	.00	4,679.53	8,000.00	3,320.47	58.5
100-55000-200-380	EQUIPMENT REPAIRS	.00	3,850.86	5,000.00	1,149.14	77.0
100-55000-200-400	PARKS -OTHER PROJECTS	.00	5,739.00	36,500.00	30,761.00	15.7
	TOTAL PARKS	96.52	82,602.03	115,454.11	32,852.08	71.6
	TOTAL FUND EXPENDITURES	385,034.61	4,175,811.97	5,664,323.15	1,488,511.18	73.7
	NET REVENUE OVER EXPENDITURES	1,505,701.65	1,562,854.96	.00	(1,562,854.96)	.0

VILLAGE OF KRONENWETTER
Municipal Court Fund
Year-to-Date Ended November 30, 2025 and 2024
(92% of Year Completed)

REVENUES:	11/30/2025 YTD Actual	2025 Original Budget	2025 Amended Budget	2025 Budget Variance - Positive (Negative)	11/30/2024 YTD Actual
Fines & Forfeitures	\$ 17,739	\$ 31,000	\$ 31,000	\$ (13,261)	\$ 18,821
Interest Income	16	-	-	16	-
Transfer from General Fund	19,934	21,784	21,784	(1,850)	-
TOTAL REVENUES	<u>\$ 37,689</u>	<u>\$ 52,784</u>	<u>\$ 52,784</u>	<u>\$ (15,095)</u>	<u>\$ 18,821</u>
<i>Budget Percentage Received YTD</i>	<i>71.40%</i>				
EXPENDITURES:					
Municipal Court Judge	\$ 6,796	\$ 10,021	\$ 10,021	\$ 3,225	\$ 6,831
Municipal Court Clerk	43,370	40,063	40,063	(3,307)	40,787
Municipal Court Other Exps	1,005	2,700	2,700	1,695	2,554
Transfer to General Fund	-	-	-	-	-
TOTAL EXPENDITURES	<u>\$ 51,171</u>	<u>\$ 52,784</u>	<u>\$ 52,784</u>	<u>\$ 1,613</u>	<u>\$ 50,172</u>
<i>Budget Percentage Expended YTD</i>	<i>96.94%</i>				
NET CHANGE IN FUND BALANCE	<u>\$ (13,482)</u>	<u>\$ -</u>	<u>\$ -</u>	<u>\$ (13,482)</u>	<u>\$ (31,351)</u>
Fund Balance - January 1st	-	-	-		-
Fund Balance (Deficit) - November 30th	<u>\$ (13,482)</u>	<u>\$ -</u>	<u>\$ -</u>		<u>\$ (31,351)</u>

VILLAGE OF KRONENWETTER
Park Fund
Year-to-Date Ended November 30, 2025 and 2024
(92% of Year Completed)

REVENUES:	11/30/2025 YTD Actual	2025 Original Budget	2025 Amended Budget	2025 Budget Variance - Positive (Negative)	11/30/2024 YTD Actual
Interest Income	\$ 2,888	\$ -	\$ -	\$ 2,888	\$ 3,393
Donations	-	-	-	-	-
Applied Fund Balance (Carryover from Prior Year)	-	-	-	-	1,500
TOTAL REVENUES	\$ 2,888	\$ -	\$ -	\$ 2,888	\$ 4,893
<i>Budget Percentage Received YTD</i>	<i>N/A</i>				
EXPENDITURES:					
Parks/Capital Outlay - Bike & Walkways	\$ 937	\$ -	\$ -	\$ (937)	\$ -
Transfer to Equipment Replacement Fund	-	-	-	-	-
TOTAL EXPENDITURES	\$ 937	\$ -	\$ -	\$ (937)	\$ -
<i>Budget Percentage Expended YTD</i>	<i>N/A</i>				
NET CHANGE IN FUND BALANCE	\$ 1,951	\$ -	\$ -	\$ 1,951	\$ 4,893
Fund Balance - January 1st	74,857	74,857	74,857		71,158
Fund Balance - November 30th	\$ 76,808	\$ 74,857	\$ 74,857		\$ 76,051

VILLAGE OF KRONENWETTER
Fire Department Donations Fund
Year-to-Date Ended November 30, 2025 and 2024
(92% of Year Completed)

REVENUES:	11/30/2025 YTD Actual	2025 Original Budget	2025 Amended Budget	2025 Budget Variance - Positive (Negative)	11/30/2024 YTD Actual
Interest Income	\$ 241	\$ 450	\$ 450	\$ (209)	\$ 385
Donations	9,813	5,000	5,000	4,813	14,643
TOTAL REVENUES	\$ 10,054	\$ 5,450	\$ 5,450	\$ 4,604	\$ 15,028
<i>Budget Percentage Received YTD</i>	<i>184.48%</i>				
EXPENDITURES:					
Fire Donation Exps	\$ 2,262	\$ 5,450	\$ 5,450	\$ 3,188	\$ 8,456
TOTAL EXPENDITURES	\$ 2,262	\$ 5,450	\$ 5,450	\$ 3,188	\$ 8,456
<i>Budget Percentage Expended YTD</i>	<i>41.50%</i>				
NET CHANGE IN FUND BALANCE	\$ 7,792	\$ -	\$ -	\$ 7,792	\$ 6,572
Fund Balance - January 1st	22,403	22,403	22,403		19,713
Fund Balance - November 30th	\$ 30,195	\$ 22,403	\$ 22,403		\$ 26,285

VILLAGE OF KRONENWETTER
EMS Grants Fund
Year-to-Date Ended November 30, 2025 and 2024
(92% of Year Completed)

	11/30/2025 YTD Actual	2025 Original Budget	2025 Amended Budget	2025 Budget Variance - Positive (Negative)	11/30/2024 YTD Actual
REVENUES:					
EMS Grants	\$ 37,855	\$ 37,855	\$ 37,855	\$ -	\$ -
Interest Income	46	-	-	46	-
TOTAL REVENUES	\$ 37,901	\$ 37,855	\$ 37,855	\$ 46	\$ -
<i>Budget Percentage Received YTD</i>	<i>100.12%</i>				
EXPENDITURES:					
EMS - Training/Schooling	\$ 1,268	\$ 2,398	\$ 2,398	\$ 1,130	\$ -
EMS - Outlay/Equipment	2,836	35,457	35,457	32,621	-
TOTAL EXPENDITURES	\$ 4,104	\$ 37,855	\$ 37,855	\$ 33,751	\$ -
<i>Budget Percentage Expended YTD</i>	<i>10.84%</i>				
NET CHANGE IN FUND BALANCE	\$ 33,797	\$ -	\$ -	\$ 33,797	\$ -
Fund Balance - January 1st	-	-	-		-
Fund Balance - November 30th	\$ 33,797	\$ -	\$ -		\$ -

VILLAGE OF KRONENWETTER
2% Fire Dues Fund
Year-to-Date Ended November 30, 2025 and 2024
(92% of Year Completed)

REVENUES:	11/30/2025 YTD Actual	2025 Original Budget	2025 Amended Budget	2025 Budget Variance - Positive (Negative)	11/30/2024 YTD Actual
State Aids - 2% Fire Dues/Kronenwetter	\$ 40,656	\$ 36,655	\$ 36,655	\$ 4,001	\$ 36,655
State Aids - 2% Fire Dues/Town of Guenther	1,844	1,505	1,505	339	1,505
Interest Income	686	1,000	1,000	(314)	1,287
Applied Fund Balance	-	1,348	1,348	(1,348)	24,533
TOTAL REVENUES	\$ 43,186	\$ 40,508	\$ 40,508	\$ 2,678	\$ 63,980
<i>Budget Percentage Received YTD</i>	<i>106.61%</i>				
EXPENDITURES:					
Wages & Fringe Benefits	\$ -	\$ 7,008	\$ 7,008	\$ 7,008	\$ -
Fire Training, Supplies, Tools	28,922	18,500	18,500	(10,422)	4,480
Capital Outlay - Fire Equipment	9,426	15,000	15,000	5,574	19,295
TOTAL EXPENDITURES	\$ 38,348	\$ 40,508	\$ 40,508	\$ 2,160	\$ 23,775
<i>Budget Percentage Expended YTD</i>	<i>94.67%</i>				
NET CHANGE IN FUND BALANCE	\$ 4,838	\$ -	\$ -	\$ 4,838	\$ 40,205
Fund Balance - January 1st	81,988	81,988	81,988		65,693
Fund Balance - November 30th	\$ 86,826	\$ 81,988	\$ 81,988		\$ 105,898

VILLAGE OF KRONENWETTER
Tax Increment District (TID) #1 Fund
Year-to-Date Ended November 30, 2025 and 2024
 (92% of Year Completed)

REVENUES:	11/30/2025 YTD Actual	2025 Original Budget	2025 Amended Budget	2025 Budget Variance - Positive (Negative)	11/30/2024 YTD Actual
Property Taxes	\$ 260,609	\$ 252,278	\$ 252,278	\$ 8,331	\$ 252,278
State Aids - Exempt Computer Aid	568	568	568	-	568
State Aids - Personal Property Aid	10,216	10,216	10,216	-	-
Tax Guarantee - Developers	61,005	56,464	56,464	4,541	56,464
Interest Income	19,924	10,000	10,000	9,924	13,514
TOTAL REVENUES	\$ 352,322	\$ 329,526	\$ 329,526	\$ 22,796	\$ 322,824
<i>Budget Percentage Received YTD</i>		<i>106.92%</i>			
EXPENDITURES:					
TID Admin Staff	\$ 1,421	\$ 4,074	\$ 4,074	\$ 2,653	\$ 2,852
TID Misc Exps	435	2,400	2,400	1,965	875
Legal	2,905	-	-	(2,905)	-
RDA Committee	2	600	600	598	-
Debt - Principal Payments	330,000	330,000	330,000	-	330,000
Debt - Interest Payments	93,018	93,018	93,018	-	101,108
Debt - Issuance Costs	612	-	-	(612)	612
TOTAL EXPENDITURES	\$ 428,393	\$ 430,092	\$ 430,092	\$ 1,699	\$ 435,447
<i>Budget Percentage Expended YTD</i>		<i>99.60%</i>			
NET CHANGE IN FUND BALANCE	\$ (76,071)	\$ (100,566)	\$ (100,566)	\$ 24,495	\$ (112,623)
Fund Balance (Deficit) - January 1st	(2,616,312)	(2,616,312)	(2,616,312)		(2,503,721)
Fund Balance (Deficit) - November 30th	\$ (2,692,383)	\$ (2,716,878)	\$ (2,716,878)		\$ (2,616,344)

VILLAGE OF KRONENWETTER
Tax Increment District (TID) #2 Fund
Year-to-Date Ended November 30, 2025 and 2024
(92% of Year Completed)

REVENUES:	11/30/2025 YTD Actual	2025 Original Budget	2025 Amended Budget	2025 Budget Variance - Positive (Negative)	11/30/2024 YTD Actual
Property Taxes	\$ 880,339	\$ 844,013	\$ 844,013	\$ 36,326	\$ 844,012
State Aids - Exempt Computer Aid	41,800	41,800	41,800	-	41,800
State Aids - Personal Property Aid	3,301	3,301	3,301	-	2,495
Interest Income	104,991	310,401	310,401	(205,410)	28,288
Capital Borrowing Proceeds	-	-	-	-	6,390,000
Debt Premium Proceeds	-	250,768	250,768	(250,768)	301,937
Miscellaneous Revenue	-	-	-	-	12
TOTAL REVENUES	\$ 1,030,431	\$ 1,450,283	\$ 1,450,283	\$ (419,852)	\$ 7,608,544
<i>Budget Percentage Received YTD</i>	<i>71.05%</i>				
EXPENDITURES:					
TID Admin Staff	\$ 13,639	\$ 9,531	\$ 9,531	\$ (4,108)	\$ 20,248
TID Misc Exps	644	15,100	15,100	14,456	14,469
RDA Committee	-	600	600	600	-
Engineering Costs	141,252	-	-	(141,252)	210,171
Advertising/Marketing	-	-	-	-	-
Legal	-	-	-	-	3,479
Infrastructure	1,758,809	-	-	(1,758,809)	-
Developer Incentives	-	-	-	-	-
Land Acquisition	-	-	-	-	-
Debt - Principal Payments	690,000	690,000	690,000	-	-
Debt - Interest Payments	250,768	250,768	250,768	-	-
Debt - Issuance Costs	-	1,000	1,000	1,000	106,714
Transfer to General Fund	-	-	-	-	-
TOTAL EXPENDITURES	\$ 2,855,112	\$ 966,999	\$ 966,999	\$ (1,888,113)	\$ 355,081
<i>Budget Percentage Expended YTD</i>	<i>295.25%</i>				
NET CHANGE IN FUND BALANCE	\$ (1,824,681)	\$ 483,284	\$ 483,284	\$ (2,307,965)	\$ 7,253,463
Fund Balance - January 1st	7,808,025	7,808,025	7,808,025		509,567
Fund Balance - November 30th	<u>\$ 5,983,344</u>	<u>\$ 8,291,309</u>	<u>\$ 8,291,309</u>		<u>\$ 7,763,030</u>



TID #2 Fund Balance Restrictions:

Apply Balance of Bond Premium to Future Debt Service Payments (apply to 2025 & 2026 budgets)	\$ 19,419
Balance of 2024B Capital Borrowing Proceeds to be used in 2025-2027	4,219,752
Unassigned Fund Balance	1,744,173
Fund Balance - 11/30/2025	\$ 5,983,344


VILLAGE OF KRONENWETTER
Tax Increment District (TID) #3 Fund
Year-to-Date Ended November 30, 2025 and 2024
(92% of Year Completed)

REVENUES:	11/30/2025	2025	2025	2025 Budget	11/30/2024
	YTD Actual	Original	Amended	Variance -	YTD Actual
		Budget	Budget	Positive	
				(Negative)	
Property Taxes	\$ 35,660	\$ 34,131	\$ 34,131	\$ 1,529	\$ 34,131
State Aids - Personal Property Aid	583	583	583	-	534
Interest Income	2,495	2,500	2,500	(5)	2,157
TOTAL REVENUES	\$ 38,738	\$ 37,214	\$ 37,214	\$ 1,524	\$ 36,822
<i>Budget Percentage Received YTD</i>		<i>104.10%</i>			
EXPENDITURES:					
TID Admin Staff	\$ 1,420	\$ 4,074	\$ 4,074	\$ 2,654	\$ 2,832
TID Misc Exps	435	1,060	1,060	625	750
RDA Committee	-	600	600	600	-
Legal	-	150	150	150	-
Transfer to General Fund	-	-	-	-	-
TOTAL EXPENDITURES	\$ 1,855	\$ 5,884	\$ 5,884	\$ 4,029	\$ 3,582
<i>Budget Percentage Expended YTD</i>		<i>31.53%</i>			
NET CHANGE IN FUND BALANCE	\$ 36,883	\$ 31,330	\$ 31,330	\$ 5,553	\$ 33,240
Fund Balance - January 1st	132,761	132,761	132,761		98,711
Fund Balance - November 30th	\$ 169,644	\$ 164,091	\$ 164,091		\$ 131,951

VILLAGE OF KRONENWETTER
Tax Increment District (TID) #4 Fund
Year-to-Date Ended November 30, 2025 and 2024
 (92% of Year Completed)

REVENUES:	11/30/2025 YTD Actual	2025 Original Budget	2025 Amended Budget	2025 Budget Variance - Positive (Negative)	11/30/2024 YTD Actual
Property Taxes	\$ 134,586	\$ 129,409	\$ 129,409	\$ 5,177	\$ 129,409
State Aids - Exempt Computer Aid	675	675	675	-	675
State Aids - Personal Property Aid	3,528	3,528	3,528	-	362
Tax Guarantee - Developers	20,880	26,895	26,895	(6,015)	26,896
Interest Income	4,303	2,500	2,500	1,803	2,270
TOTAL REVENUES	\$ 163,972	\$ 163,007	\$ 163,007	\$ 965	\$ 159,612
<i>Budget Percentage Received YTD</i>	<i>100.59%</i>				
EXPENDITURES:					
TID Admin Staff	\$ 1,419	\$ 4,074	\$ 4,074	\$ 2,655	\$ 2,832
TID Misc Exps	635	1,360	1,360	725	750
RDA Committee	-	600	600	600	-
Debt - Principal Payments	170,000	170,000	170,000	-	165,000
Debt - Interest Payments	29,500	29,500	29,500	-	36,200
TOTAL EXPENDITURES	\$ 201,554	\$ 205,534	\$ 205,534	\$ 3,980	\$ 204,782
<i>Budget Percentage Expended YTD</i>	<i>98.06%</i>				
NET CHANGE IN FUND BALANCE	\$ (37,582)	\$ (42,527)	\$ (42,527)	\$ 4,945	\$ (45,170)
Fund Balance - January 1st	88,213	88,213	88,213		132,806
Fund Balance - November 30th	\$ 50,631	\$ 45,686	\$ 45,686		\$ 87,636

VILLAGE OF KRONENWETTER
Capital Projects Fund
Year-to-Date Ended November 30, 2025 and 2024
(92% of Year Completed)

	11/30/2025 YTD Actual	2025 Original Budget	2025 Amended Budget	2025 Budget Variance - Positive (Negative)	11/30/2024 YTD Actual
REVENUES:					
Property Taxes	\$ -	\$ 200,000	\$ -	\$ -	\$ 200,000
Interest Income	22,530	75,000	75,000	(52,470)	13,907
Capital Borrowing Proceeds	-	-	-	-	1,465,000
Applied Fund Balance	-	-	-	-	202,000
TOTAL REVENUES	\$ 22,530	\$ 275,000	\$ 75,000	\$ (52,470)	\$ 1,880,907
<i>Budget Percentage Received YTD</i>	<i>30.04%</i>				
EXPENDITURES:					
Road Improvements	\$ 548,782	\$ 1,696,775	\$ 1,115,860	\$ 567,078	\$ 200,229
Other Capital Projects	-	125,000	125,000	125,000	66,469
Debt Issuance Costs	-	-	-	-	5,000
Transfer to Debt Service Fund	57,000	-	57,000	-	-
TOTAL EXPENDITURES	\$ 605,782	\$ 1,821,775	\$ 1,297,860	\$ 692,078	\$ 271,698
<i>Budget Percentage Expended YTD</i>	<i>46.68%</i>				
NET CHANGE IN FUND BALANCE	\$ (583,252)	\$ (1,546,775)	\$ (1,222,860)	\$ 639,608	\$ 1,609,209
Fund Balance - January 1st	1,925,934	1,925,934	1,925,934		524,673
Fund Balance - November 30th	<u>\$ 1,342,682</u>	<u>\$ 379,159</u>	<u>\$ 703,074</u>		<u>\$ 2,133,882</u>
					
Fund Balance Restrictions:					
Balance of 2024B Capital Borrowing Proceeds to be used in 2025-2027	\$ 1,320,152				
Unassigned Fund Balance	22,530				
Fund Balance - 11/30/2025	<u>\$ 1,342,682</u>				

VILLAGE OF KRONENWETTER
Equipment Replacement Fund
Year-to-Date Ended November 30, 2025 and 2024
(92% of Year Completed)

REVENUES:	11/30/2025 YTD Actual	2025 Original Budget	2025 Amended Budget	2025 Budget Variance - Positive (Negative)	11/30/2024 YTD Actual
Property Taxes	\$ -	\$ 86,000	\$ -	\$ -	\$ 428,500
Interest Income	2,097	1,000	1,000	1,097	1,439
Proceeds from Sale of Capital Assets	-	-	-	-	-
Capital Borrowing Proceeds	-	-	-	-	-
Transfer from Parks Fund	-	-	-	-	-
Transfer from General Fund	-	-	-	-	10,000
TOTAL REVENUES	\$ 2,097	\$ 87,000	\$ 1,000	\$ 1,097	\$ 439,939
<i>Budget Percentage Received YTD</i>	<i>209.70%</i>				
EXPENDITURES:					
Equipment Purchases	\$ 218,257	\$ 86,000	\$ 226,000	\$ 7,743	\$ 457,492
Fire Protection Equipment	-	-	-	-	-
Bank & Investment Fees	-	1,000	1,000	1,000	-
Transfer to General Fund	-	-	-	-	-
TOTAL EXPENDITURES	\$ 218,257	\$ 87,000	\$ 227,000	\$ 8,743	\$ 457,492
<i>Budget Percentage Expended YTD</i>	<i>96.15%</i>				
NET CHANGE IN FUND BALANCE	\$ (216,160)	\$ -	\$ (226,000)	\$ 9,840	\$ (17,553)
Fund Balance - January 1st	297,039	297,039	297,039		295,100
Fund Balance - November 30th	\$ 80,879	\$ 297,039	\$ 71,039		\$ 277,547

VILLAGE OF KRONENWETTER
Water Utility Fund
Year-to-Date Ended November 30, 2025 and 2024
(92% of Year Completed)

REVENUES:	11/30/2025 YTD Actual	2025 Original Budget	2025 Amended Budget	2025 Budget Variance - Positive (Negative)	11/30/2024 YTD Actual
Metered Sales-Residential	\$ 405,320	\$ 388,237	\$ 388,237	\$ 17,083	\$ 360,893
Metered Sales-Commercial	37,329	39,320	39,320	(1,991)	35,579
Metered Sales-Industrial	10,918	8,349	8,349	2,569	8,280
Private Fire Protection	4,909	5,326	5,326	(417)	4,864
Public Fire Protection	117,961	115,014	115,014	2,947	107,327
Industrial Fire Protection	2,099	-	-	2,099	1,660
Commercial Fire Protection	5,847	-	-	5,847	5,816
Metered Sales-Public Authority	751	390	390	361	539
Metered Sales-Multi Family Residential	64,079	51,500	51,500	12,579	51,046
Cell Tower Rental on Water Tower	31,360	31,360	31,360	-	31,360
Water Connection Fees	2,263	1,000	1,000	1,263	1,200
Misc Operating Revenues	661	1,290	1,290	(629)	6,137
Clear Water Revenues	54,985	706,335	55,335	(350)	49,648
Contributed Assets	-	-	-	-	-
Interest on Investments	55,422	50,000	50,000	5,422	71,122
Interest on Lease Receivables	-	-	-	-	-
Forfeited Discounts	3,169	-	-	3,169	3,212
Misc Non-Operating Revenues	96	-	-	96	-
TOTAL REVENUES	\$ 797,169	\$ 1,398,121	\$ 747,121	\$ 50,048	\$ 738,683
<i>Budget Percentage Received YTD</i>	<i>106.70%</i>				
EXPENSES:					
Utility Committee	\$ 270	\$ -	\$ -	\$ (270)	\$ -
Maintenance of Meters	3,432	5,000	5,000	1,568	12,375
Pumping Expense	92,888	92,447	92,447	(441)	71,330
Purchased Water	-	250,000	250,000	250,000	-
Water Treatment Expense	18,750	34,000	34,000	15,250	31,601
Trans/Distribution Expense	48,061	109,188	109,188	61,127	94,272
Billing Expense	41,540	55,385	55,385	13,845	40,771
Water Administration	111,759	160,414	160,414	48,655	124,455
Misc Water Expense	62,084	72,757	72,757	10,673	51,216
Safe Drinking Loan - Interest	60,122	71,051	71,051	10,929	7,417
Depreciation	-	400,000	400,000	400,000	-
Transfer to General Fund	-	-	-	-	-
TOTAL EXPENSES	\$ 438,906	\$ 1,250,242	\$ 1,250,242	\$ 811,336	\$ 433,437
<i>Budget Percentage Expended YTD</i>	<i>35.11%</i>				
NET CHANGE IN NET POSITION	\$ 358,263	\$ 147,879	\$ (503,121)	\$ 861,384	\$ 305,246
Asset Additions:					
Capital Projects	\$ 321,487	\$ 542,500	\$ 542,500	\$ 221,013	\$ 480,484

VILLAGE OF KRONENWETTER
REVENUES WITH COMPARISON TO BUDGET
FOR THE 11 MONTHS ENDING NOVEMBER 30, 2025

WATER UTILITY

		PERIOD ACTUAL	YTD ACTUAL	BUDGET	UNEARNED	PCNT
<u>SOURCE 40</u>						
601-40800-100	FIRE PROTECTION TAXES	(1,293.42)	(1,293.42)	.00	1,293.42	.0
	TOTAL SOURCE 40	(1,293.42)	(1,293.42)	.00	1,293.42	.0
<u>INTEREST INCOME</u>						
601-41900-000	INTEREST ON INVESTMENTS	(43,419.64)	.00	.00	.00	.0
	TOTAL INTEREST INCOME	(43,419.64)	.00	.00	.00	.0
<u>MISC NON-OPERATING INCOME</u>						
601-42100-000	MISC NON-OPERATING INCOME	.00	96.24	.00	(96.24)	.0
	TOTAL MISC NON-OPERATING INCOME	.00	96.24	.00	(96.24)	.0
<u>WATER SERVICE</u>						
601-46100-470	FORFEITED DISCOUNT	918.27	3,169.38	.00	(3,169.38)	.0
601-46161-000	METERED SALES - RESIDENTIAL	28,910.69	405,319.87	388,237.35	(17,082.52)	104.4
601-46161-200	METERED SALES - COMMERCIAL	3,726.12	37,329.66	39,320.28	1,990.62	94.9
601-46161-300	METERED SALES - INDUSTRIAL	2,974.96	10,918.13	8,349.16	(2,568.97)	130.8
601-46162-000	PRIVATE FIRE PROTECTION	377.40	4,908.60	5,326.30	417.70	92.2
601-46163-000	PUBLIC FIRE PROTECTION	9,207.72	119,254.37	115,013.51	(4,240.86)	103.7
601-46163-030	INDUSTRIAL FIRE PROTECTION	475.20	2,098.80	.00	(2,098.80)	.0
601-46163-200	COMMERCIAL FIRE PROTECTION	573.00	5,847.00	.00	(5,847.00)	.0
601-46164-000	METERED SALES/PUBLIC AUTHORITY	19.79	750.78	390.00	(360.78)	192.5
601-46165-000	METERED SALES - MULTIFAM RESID	5,492.24	64,078.86	51,500.00	(12,578.86)	124.4
601-46172-000	CELL TOWER RENT ON WATER TOWER	.00	31,360.00	31,360.00	.00	100.0
601-46173-000	WATER; CONNECTION FEES	.00	2,262.50	1,000.00	(1,262.50)	226.3
601-46174-000	OTHER MISC WATER REVENUES	428.00	661.18	1,290.00	628.82	51.3
601-46175-000	CLEAR WATER REVENUES	1,164.33	54,984.92	55,334.80	349.88	99.4
	TOTAL WATER SERVICE	54,267.72	742,944.05	697,121.40	(45,822.65)	106.6
<u>MISCELLANEOUS REVENUES</u>						
601-48001-100	INTEREST ON INVESTMENTS	47,733.11	55,422.10	50,000.00	(5,422.10)	110.8
	TOTAL MISCELLANEOUS REVENUES	47,733.11	55,422.10	50,000.00	(5,422.10)	110.8
	TOTAL FUND REVENUE	57,287.77	797,168.97	747,121.40	(50,047.57)	106.7

VILLAGE OF KRONENWETTER
EXPENDITURES WITH COMPARISON TO BUDGET
FOR THE 11 MONTHS ENDING NOVEMBER 30, 2025

WATER UTILITY

		PERIOD ACTUAL	YTD ACTUAL	BUDGET	UNEXPENDED	PCNT
<u>UTILITY COMMITTEE</u>						
601-51500-560-110	UTILITY COMMITTEE WAGES	.00	250.00	.00	(250.00)	.0
601-51500-560-151	UTILITY COMMITTEE FICA	.00	20.27	.00	(20.27)	.0
TOTAL UTILITY COMMITTEE		.00	270.27	.00	(270.27)	.0
<u>UTILITY EXPENSE</u>						
601-53600-403-000	DEPRECIATION EXPENSE - WATER	.00	.00	400,000.00	400,000.00	.0
601-53600-427-000	SAFE DRINKING LOAN - INTEREST	.00	60,122.27	71,050.85	10,928.58	84.6
601-53600-608-001	MAINTENANCE METER REPLACEMENT	.00	3,432.01	5,000.00	1,567.99	68.6
TOTAL UTILITY EXPENSE		.00	63,554.28	476,050.85	412,496.57	13.4
<u>PUMPING EXPENSE</u>						
601-53610-620-110	WATER OPERATION WAGES	1,219.56	28,527.24	13,498.63	(15,028.61)	211.3
601-53610-620-151	WATER OPERATION FICA	90.44	2,119.71	1,032.65	(1,087.06)	205.3
601-53610-620-152	WATER OPERATION RETIREMENT	84.76	1,976.37	931.41	(1,044.96)	212.2
601-53610-620-154	WATER OPERATION - INSURANCE	335.64	7,545.70	4,225.10	(3,320.60)	178.6
601-53610-621-110	UTILITY OPERATOR-PAID ON CALL	235.00	9,305.96	12,781.78	3,475.82	72.8
601-53610-621-151	UTILITY OP-PAID ON CALL FICA	17.98	712.09	977.80	265.71	72.8
601-53610-622-002	WPS ELECTRIC	.00	29,523.39	40,000.00	10,476.61	73.8
601-53610-622-003	WPS GAS	.00	.00	8,000.00	8,000.00	.0
601-53610-622-004	UTILITIES-WATER	.00	2,208.32	.00	(2,208.32)	.0
601-53610-623-001	OPERATION SUPPLIES & EXPENSES	172.34	1,800.31	1,500.00	(300.31)	120.0
601-53610-623-002	TELEPHONE EXP-WELLHOUSE	177.18	696.21	1,500.00	803.79	46.4
601-53610-625-001	MAINTENANCE OF PUMPING PLANT	290.00	8,472.75	8,000.00	(472.75)	105.9
601-53610-625-002	PURCHASED WATER	.00	.00	250,000.00	250,000.00	.0
TOTAL PUMPING EXPENSE		2,622.90	92,888.05	342,447.37	249,559.32	27.1
<u>WATER TREATMENT EXPENSE</u>						
601-53620-630-001	WATER TREAT OPERATION EXPENSE	.00	2,822.78	.00	(2,822.78)	.0
601-53620-630-010	MARATHON CO HEALTH LAB	202.00	1,312.00	2,000.00	688.00	65.6
601-53620-631-001	CHEMICALS	1,410.66	14,615.28	32,000.00	17,384.72	45.7
601-53620-632-002	CAPITAL PROJECTS	.00	321,487.06	542,500.00	221,012.94	59.3
TOTAL WATER TREATMENT EXPENSE		1,612.66	340,237.12	576,500.00	236,262.88	59.0

VILLAGE OF KRONENWETTER
EXPENDITURES WITH COMPARISON TO BUDGET
FOR THE 11 MONTHS ENDING NOVEMBER 30, 2025

WATER UTILITY

		PERIOD ACTUAL	YTD ACTUAL	BUDGET	UNEXPENDED	PCNT
<u>TRANS/DISTRIBUTION EXPENSE</u>						
601-53630-640-110	TRANS/DISTRIBUTION WAGES	1,219.56	13,441.43	13,498.63	57.20	99.6
601-53630-640-151	TRANS/DISTRIBUTION FICA	90.44	995.34	1,032.65	37.31	96.4
601-53630-640-152	TRANS/DISTRIBUTION-WRS	84.76	934.43	931.41	(3.02)	100.3
601-53630-640-154	TRANS/DISTRIBUTION - INSURANCE	335.64	3,864.63	4,225.10	360.47	91.5
601-53630-641-001	TRANS/DIST OPERATION EXPENSE	.00	133.80	3,000.00	2,866.20	4.5
601-53630-641-002	WATER SAMPLING EXPENSE	86.00	7,691.32	8,500.00	808.68	90.5
601-53630-650-002	WATER STORAGE	.00	.00	22,000.00	22,000.00	.0
601-53630-651-001	MAINTENANCE OF MAINS	.00	.00	15,000.00	15,000.00	.0
601-53630-652-001	MAINTENANCE OF SERVICES	.00	10,285.90	10,000.00	(285.90)	102.9
601-53630-653-001	MAINTENANCE OF METERS PURCHASE	.00	3,274.09	15,000.00	11,725.91	21.8
601-53630-654-001	MAINTENANCE OF HYDRANTS	930.74	5,249.73	8,000.00	2,750.27	65.6
601-53630-655-001	MAINTENANCE OF OTHER PLANTS	.00	2,190.00	8,000.00	5,810.00	27.4
TOTAL TRANS/DISTRIBUTION EXPENSE		2,747.14	48,060.67	109,187.79	61,127.12	44.0
<u>BILLING EXPENSE</u>						
601-53640-902-110	UTILITY CLERK WAGES BILLING	396.92	4,720.53	5,311.78	591.25	88.9
601-53640-902-151	UTILITY CLERK FICA BILLING	28.94	344.59	406.35	61.76	84.8
601-53640-902-152	UTILITY CLERK WRS BILLING	27.59	328.16	366.51	38.35	89.5
601-53640-902-154	UTILITY CLERK INS BILLING	167.82	1,945.10	2,112.55	167.45	92.1
601-53640-903-002	POSTAGE EXPENSE	.00	10,788.14	10,000.00	(788.14)	107.9
601-53640-903-003	BANK FEES	20.00	220.00	500.00	280.00	44.0
601-53640-903-004	COMPUTER SOFTWARE & SUPPORT	586.16	3,957.20	15,000.00	11,042.80	26.4
601-53640-905-110	UTILITY OPERATOR WAGES INFORMA	1,219.56	13,441.43	13,498.63	57.20	99.6
601-53640-905-151	UTILITY OPERATOR FICA INFORMA	90.44	995.34	1,032.65	37.31	96.4
601-53640-905-152	UTILITY OPERATOR WRS INFORMA	84.76	934.43	931.41	(3.02)	100.3
601-53640-905-154	UTILITY OPERATOR INS.INFORMA	335.64	3,864.63	4,225.10	360.47	91.5
601-53640-906-007	CONSUMER CONFIDENCE REPORT	.00	.00	2,000.00	2,000.00	.0
TOTAL BILLING EXPENSE		2,957.83	41,539.55	55,384.98	13,845.43	75.0

VILLAGE OF KRONENWETTER
EXPENDITURES WITH COMPARISON TO BUDGET
FOR THE 11 MONTHS ENDING NOVEMBER 30, 2025

WATER UTILITY

		PERIOD ACTUAL	YTD ACTUAL	BUDGET	UNEXPENDED	PCNT
<u>WATER ADMINISTRATION</u>						
601-53650-920-110	UTILITY CREW/BILLING WAGES	1,219.56	13,441.43	13,498.63	57.20	99.6
601-53650-920-151	UTILITY CREW/BILLING FICA	90.44	995.34	1,032.65	37.31	96.4
601-53650-920-152	UTILITY CREW/ BILLING - WRS	84.76	934.43	931.41	(3.02)	100.3
601-53650-920-154	UTILITY CREW/BILLING - INS	335.64	3,864.63	4,225.10	360.47	91.5
601-53650-921-001	OFFICE SUPPLY EXPENSE	.00	169.50	2,000.00	1,830.50	8.5
601-53650-921-003	OFFICE PHONE EXPENSE	220.39	1,641.65	2,000.00	358.35	82.1
601-53650-921-005	INTERNET ACCESS	.00	161.34	.00	(161.34)	.0
601-53650-921-006	FUEL	.00	2,526.38	7,000.00	4,473.62	36.1
601-53650-921-007	MILEAGE - WATER UTILITY	.00	293.17	1,500.00	1,206.83	19.5
601-53650-921-008	EQUIPMENT PARTS & MAINTENANCE	1,248.87	4,838.20	15,000.00	10,161.80	32.3
601-53650-921-009	UNIFORMS	116.08	1,428.47	3,200.00	1,771.53	44.6
601-53650-921-110	UTILITY CLERK WAGES BILLING AG	396.92	4,720.53	5,311.78	591.25	88.9
601-53650-921-151	UTILITY CLERK FICA BILLING AG	28.94	344.59	406.35	61.76	84.8
601-53650-921-152	UTILITY CLERK WRS BILLING AG	27.59	328.16	366.51	38.35	89.5
601-53650-921-154	UTILITY CLERK INS. BILLING AG	167.82	1,945.10	2,112.55	167.45	92.1
601-53650-921-160	UTILITY EAP OPERATION	.00	.00	116.00	116.00	.0
601-53650-922-110	ADMIN; PW DIRECTOR WAGES	1,867.88	21,036.05	23,818.75	2,782.70	88.3
601-53650-922-151	ADMIN; PW DIRECTOR FICA	139.33	1,567.96	1,822.13	254.17	86.1
601-53650-922-152	ADMIN; PW DIRECTOR RETIREMENT	129.82	1,462.33	1,643.49	181.16	89.0
601-53650-922-154	ADMIN; PW DIRECTOR INSURANCE	419.59	4,862.23	5,281.38	419.15	92.1
601-53650-923-001	ACCOUNTING SERVICES	1,526.25	8,817.58	8,000.00	(817.58)	110.2
601-53650-923-002	ENGINEERING SERVICES	542.50	3,660.00	20,000.00	16,340.00	18.3
601-53650-923-004	LEGAL SERVICES	.00	.00	500.00	500.00	.0
601-53650-923-005	DIGGERS HOTLINE	.00	636.39	1,000.00	363.61	63.6
601-53650-923-007	INSPECTION SERVICES	.00	2,100.00	5,000.00	2,900.00	42.0
601-53650-923-009	FIN DIR/TREAS CONTR SERVICES	.00	17,282.49	.00	(17,282.49)	.0
601-53650-923-110	ADMIN; ADMIN/TREAS/ACCT CLERK	2,242.81	9,567.61	25,451.20	15,883.59	37.6
601-53650-923-151	ADMIN; ADMIN/TREAS/ACCT FICA	169.17	713.09	1,947.02	1,233.93	36.6
601-53650-923-152	ADMIN; ADMIN/TREAS/ACCT CLERK	54.75	375.04	5,492.64	5,117.60	6.8
601-53650-923-154	ADMIN; ADMIN/TREAS/ACCT CLERK	268.56	2,045.71	1,756.13	(289.58)	116.5
TOTAL WATER ADMINISTRATION		11,297.67	111,759.40	160,413.72	48,654.32	69.7

VILLAGE OF KRONENWETTER
EXPENDITURES WITH COMPARISON TO BUDGET
FOR THE 11 MONTHS ENDING NOVEMBER 30, 2025

WATER UTILITY

		PERIOD ACTUAL	YTD ACTUAL	BUDGET	UNEXPENDED	PCNT
<u>MISC WATER EXPENSE</u>						
601-53660-924-001	INSURANCE EXPENSE	.00	.00	4,000.00	4,000.00	.0
601-53660-926-005	UTILITY CLERK EAP OPERATION	.00	.00	29.00	29.00	.0
601-53660-930-009	EDUCATION/SEMINARS EXPENSE	.00	3,735.18	13,000.00	9,264.82	28.7
601-53660-930-013	RECRUITING EXPENSE	.00	.00	1,000.00	1,000.00	.0
601-53660-930-015	PHYSICALS	.00	.00	75.00	75.00	.0
601-53660-930-110	PW CREW - MISC WAGES	2,133.16	25,218.08	21,303.62	(3,914.46)	118.4
601-53660-930-151	PW CREW - MISC FICA	156.06	1,847.11	1,629.73	(217.38)	113.3
601-53660-930-152	PW CREW - MISC - WRS	148.26	1,753.02	1,469.95	(283.07)	119.3
601-53660-930-154	PW CREW - MISC - INS	839.08	9,530.86	10,562.76	1,031.90	90.2
601-53660-931-002	REGULATORY COMMISSION (PSC)	.00	763.97	.00	(763.97)	.0
601-53660-931-110	UTILITY OP WAGES MISC	1,219.56	13,441.43	13,498.63	57.20	99.6
601-53660-931-151	UTILITY OP FICA MISC	90.44	995.34	1,032.65	37.31	96.4
601-53660-931-152	UTILITY OP RETIRE OPERATION	84.76	934.43	931.41	(3.02)	100.3
601-53660-931-154	UTILITY OP; HEALTH INS.	335.64	3,864.63	4,225.10	360.47	91.5
	TOTAL MISC WATER EXPENSE	5,006.96	62,084.05	72,757.85	10,673.80	85.3
	TOTAL FUND EXPENDITURES	26,245.16	760,393.39	1,792,742.56	1,032,349.17	42.4
	NET REVENUE OVER EXPENDITURES	31,042.61	36,775.58	(1,045,621.16)	(1,082,396.74)	3.5

VILLAGE OF KRONENWETTER
Sewer Utility Fund
Year-to-Date Ended November 30, 2025 and 2024
(92% of Year Completed)

REVENUES:	11/30/2025 YTD Actual	2025 Original Budget	2025 Amended Budget	2025 Budget Variance - Positive (Negative)	11/30/2024 YTD Actual
Metered Sales-Residential	\$ 866,405	\$ 817,691	\$ 817,691	\$ 48,714	\$ 734,150
Metered Sales-Commercial	90,172	91,889	91,889	(1,717)	80,786
Metered Sales-Industrial	31,059	23,783	23,783	7,276	22,832
Metered Sales-Multi Family Residential	204,373	168,292	168,292	36,081	156,860
Metered Sales-Public Authority	4,688	3,253	3,253	1,435	2,708
Sewer Connection Fees	2,112	700	700	1,412	1,050
Misc Operating Revenues	127	-	-	127	5,980
Contributed Assets	-	-	-	-	-
Interest on Investments	41,701	35,000	35,000	6,701	49,343
Sewer Tax Roll	-	-	-	-	-
Forfeited Discounts	12,513	12,000	12,000	513	11,955
Misc Non-Operating Revenues	60	-	-	60	-
Apply Unrestricted Fund Balance	-	-	-	-	-
TOTAL REVENUES	\$ 1,253,210	\$ 1,152,608	\$ 1,152,608	\$ 100,602	\$ 1,065,664
<i>Budget Percentage Received YTD</i>	<i>108.73%</i>				
EXPENSES:					
Sewer Administration/Crew	\$ 200,848	\$ 217,041	\$ 217,041	\$ 16,193	\$ 194,405
Sewer Operations/Maintenance	138,052	288,525	288,525	150,473	255,924
Rib Mt Sewerage District	366,174	430,000	430,000	63,826	400,154
Depreciation	-	280,000	280,000	280,000	-
Transfer to General Fund	-	-	-	-	-
TOTAL EXPENSES	\$ 705,074	\$ 1,215,566	\$ 1,215,566	\$ 510,492	\$ 850,483
<i>Budget Percentage Expended YTD</i>	<i>58.00%</i>				
NET CHANGE IN NET POSITION	\$ 548,136	\$ (62,958)	\$ (62,958)	\$ 611,094	\$ 215,181
Asset Additions:					
Capital Projects	\$ 212,598	\$ 407,500	\$ 407,500	\$ 194,902	\$ 73,193

VILLAGE OF KRONENWETTER
 REVENUES WITH COMPARISON TO BUDGET
 FOR THE 11 MONTHS ENDING NOVEMBER 30, 2025

SEWER UTILITY

	PERIOD ACTUAL	YTD ACTUAL	BUDGET	UNEARNED	PCNT
<u>SEWER SERVICE</u>					
650-46222-001 METERED SALES-RESIDENTIAL	63,228.89	866,405.37	817,691.17	(48,714.20)	106.0
650-46222-002 METERED SALES-COMMERCIAL	8,366.67	90,171.44	91,888.87	1,717.43	98.1
650-46222-003 METERED SALES-INDUSTRIAL	7,941.83	31,059.29	23,783.01	(7,276.28)	130.6
650-46222-005 METERED SALES - MULTIFAM RES	18,215.30	204,372.95	168,292.36	(36,080.59)	121.4
650-46223-000 METERED SALES-PUBLIC AUTH	50.20	4,687.75	3,253.09	(1,434.66)	144.1
650-46231-000 FORFEITED DISCOUNT	2,113.58	12,513.12	12,000.00	(513.12)	104.3
650-46232-000 SEWER; CONNECTION FEES	.00	2,112.50	700.00	(1,412.50)	301.8
TOTAL SEWER SERVICE	99,916.47	1,211,322.42	1,117,608.50	(93,713.92)	108.4
<u>MISCELLANEOUS REVENUES</u>					
650-48000-000 MISCELLANEOUS REVENUE	.00	127.42	.00	(127.42)	.0
650-48001-100 INTEREST ON INVESTMENTS	3,300.44	41,700.79	35,000.00	(6,700.79)	119.2
650-48002-311 OTHER MISC. SEWER REVENUES	.00	60.00	.00	(60.00)	.0
TOTAL MISCELLANEOUS REVENUES	3,300.44	41,888.21	35,000.00	(6,888.21)	119.7
TOTAL FUND REVENUE	103,216.91	1,253,210.63	1,152,608.50	(100,602.13)	108.7

VILLAGE OF KRONENWETTER
EXPENDITURES WITH COMPARISON TO BUDGET
FOR THE 11 MONTHS ENDING NOVEMBER 30, 2025

SEWER UTILITY


	PERIOD ACTUAL	YTD ACTUAL	BUDGET	UNEXPENDED	PCNT
<u>SEWER ADMINISTRATION</u>					
650-53560-850-010 UTILITIES CLERK EAP FRINGE	.00	.00	29.00	29.00	.0
650-53560-850-110 PW CREW SALARIES & WAGES	2,133.15	25,217.96	21,303.62	(3,914.34)	118.4
650-53560-850-151 PW CREW FICA	156.04	1,846.89	1,629.73	(217.16)	113.3
650-53560-850-152 PW CREW RETIREMENT	148.25	1,752.99	1,469.95	(283.04)	119.3
650-53560-850-154 PW CREW INSURANCE	839.06	9,530.73	10,562.76	1,032.03	90.2
650-53560-851-110 UTILITIES CLERK SALARIES/WAGES	793.82	9,439.35	10,623.56	1,184.21	88.9
650-53560-851-151 UTILITIES CLERK FICA	57.88	689.09	812.70	123.61	84.8
650-53560-851-152 UTILITIES CLERK RETIREMENT	55.17	656.12	733.03	76.91	89.5
650-53560-851-154 UTILITIES CLERK HEALTH INS	335.63	3,889.48	4,225.10	335.62	92.1
650-53560-852-110 PW DIRECTOR SALARIES & WAGES	1,867.88	21,036.05	23,818.75	2,782.70	88.3
650-53560-852-151 PW DIRECTOR FICA	139.34	1,567.97	1,822.13	254.16	86.1
650-53560-852-152 PW DIRECTOR RETIREMENT	129.81	1,462.31	1,643.49	181.18	89.0
650-53560-852-154 PW DIRECTOR HEALTH INSURANCE	419.59	4,862.22	5,281.38	419.16	92.1
650-53560-853-110 UTILITY OP SALARIES & WAGES	6,332.67	76,513.04	67,493.17	(9,019.87)	113.4
650-53560-853-151 UTILITY OPERATORS FICA	470.19	5,688.26	5,163.23	(525.03)	110.2
650-53560-853-152 UTILITY OP RETIREMENT	423.79	4,671.90	4,657.03	(14.87)	100.3
650-53560-853-154 UTILITY OP HEALTH INSURANCE	1,678.08	19,322.90	21,125.52	1,802.62	91.5
650-53560-854-110 ADMINISTRATION WAGES	2,242.81	9,567.61	25,451.20	15,883.59	37.6
650-53560-854-151 ADMINISTRATION FICA	169.19	713.06	1,947.02	1,233.96	36.6
650-53560-854-152 ADMINISTRATION RETIREMENT	54.77	375.04	5,492.64	5,117.60	6.8
650-53560-854-154 ADMINISTRATION HEALTH INS.	268.56	2,045.71	1,756.12	(289.59)	116.5
TOTAL SEWER ADMINISTRATION	18,715.68	200,848.68	217,041.13	16,192.45	92.5

VILLAGE OF KRONENWETTER
EXPENDITURES WITH COMPARISON TO BUDGET
FOR THE 11 MONTHS ENDING NOVEMBER 30, 2025

SEWER UTILITY

	PERIOD ACTUAL	YTD ACTUAL	BUDGET	UNEXPENDED	PCNT
<u>SEWER OPERATIONS</u>					
650-53650-403-000	DEPRECIATION EXPENSE-SEWER	.00	.00	280,000.00	280,000.00 .0
650-53650-653-001	MAINTENANCE OF METERS PURCHASE	.00	6,413.15	5,000.00 (1,413.15)	128.3
650-53650-821-001	WISCONSIN PUBLIC SERVICE-ELEC	202.65	21,472.76	45,000.00	23,527.24 47.7
650-53650-821-002	WISCONSIN PUBLIC SERVICE-GAS	.00	.00	500.00	500.00 .0
650-53650-826-000	CAPITAL OUTLAY EQUIPMENT	209,632.50	212,597.50	407,500.00	194,902.50 52.2
650-53650-827-001	OPERATION-TELEPHONE EXP	109.31	1,988.59	6,500.00	4,511.41 30.6
650-53650-831-000	MAINTEN OF COLLECTING SYSTEM	.00	33,456.05	45,000.00	11,543.95 74.4
650-53650-832-000	MAINTENANCE OF STATIONS	.00	29,042.02	88,000.00	58,957.98 33.0
650-53650-851-001	OFFICE SUPPLIES EXPENSE	.00	169.50	1,000.00	830.50 17.0
650-53650-851-002	POSTAGE EXPENSE	.00	2,471.95	10,000.00	7,528.05 24.7
650-53650-851-003	OFFICE-PHONE EXPENSE	.00	.00	2,000.00	2,000.00 .0
650-53650-851-006	INTERNET ACCESS	.00	161.32	.00 (161.32)	.0
650-53650-851-007	BANK FEES	20.00	220.00	500.00	280.00 44.0
650-53650-851-008	EQUIPMENT PARTS & MAINTENANCE	54.46	3,362.13	15,000.00	11,637.87 22.4
650-53650-851-009	COMPUTER SUPPLIES & EXPENSES	586.16	5,119.14	15,000.00	9,880.86 34.1
650-53650-851-010	UNIFORMS	116.08	1,505.62	3,200.00	1,694.38 47.1
650-53650-852-001	ACCOUNTING SERVICES	1,526.25	8,359.73	8,000.00 (359.73)	104.5
650-53650-852-002	ENGINEERING SERVICES	.00	.00	20,000.00	20,000.00 .0
650-53650-852-003	LEGAL SERVICES	.00	.00	500.00	500.00 .0
650-53650-852-004	RIB MT SEWERAGE DISTRICT	36,361.28	366,173.78	430,000.00	63,826.22 85.2
650-53650-852-005	DIGGERS HOTLINE	.00	694.19	1,000.00	305.81 69.4
650-53650-852-009	FIN DIR/TREAS CONTR SERVICES	.00	17,282.47	.00 (17,282.47)	.0
650-53650-853-000	INSURANCE EXPENSE	.00	.00	4,000.00	4,000.00 .0
650-53650-856-000	MISC GENERAL EXPENSE	(26.99)	3,416.52	3,000.00 (416.52)	113.9
650-53650-856-001	EDUCATION/SEMINARS EXPENSE	.00	58.17	6,500.00	6,441.83 .9
650-53650-856-002	MILEAGE - SEWER UTILITY	.00	123.74	1,500.00	1,376.26 8.3
650-53650-856-003	FUEL	.00	2,735.37	7,000.00	4,264.63 39.1
650-53650-856-013	RECRUITING EXPENSE	.00	.00	250.00	250.00 .0
650-53650-856-014	PHYSICALS	.00	.00	75.00	75.00 .0
TOTAL SEWER OPERATIONS		248,581.70	716,823.70	1,406,025.00	689,201.30 51.0
TOTAL FUND EXPENDITURES		267,297.38	917,672.38	1,623,066.13	705,393.75 56.5
NET REVENUE OVER EXPENDITURES		(164,080.47)	335,538.25	(470,457.63)	(805,995.88) 71.3

VILLAGE OF KRONENWETTER
Debt Service Fund
Year-to-Date Ended November 30, 2025 and 2024
(92% of Year Completed)

REVENUES:	11/30/2025 YTD Actual	2025 Original Budget	2025 Amended Budget	2025 Budget Variance - Positive (Negative)	11/30/2024 YTD Actual
Property Taxes	\$ 662,169	\$ 110,636	\$ 662,169	\$ -	\$ 193,012
Special Assessments - Principal Payments	-	8,465	8,465	(8,465)	17,255
Interest Income - on Investments	17,186	19,000	19,000	(1,814)	4,708
Interest Income - on Special Assessments	2,109	2,109	2,109	-	-
Bond Premium	-	42,500	-	-	80,958
Apply Designated Fund Balance	-	-	-	-	-
Transfer from Capital Project Funds	57,000	-	57,000	-	-
Transfer from TID Funds	-	1,563,286	-	-	-
TOTAL REVENUES	\$ 738,464	\$ 1,745,996	\$ 748,743	\$ (10,279)	\$ 295,933
<i>Budget Percentage Received YTD</i>	<i>98.63%</i>				
EXPENDITURES:					
Principal Payments	\$ 634,531	\$ 1,321,179	\$ 631,179	\$ (3,352)	\$ 606,179
Interest Payments	160,047	424,817	163,399	3,352	126,249
Debt Issuance Costs	-	-	-	-	19,466
TOTAL EXPENDITURES	\$ 794,578	\$ 1,745,996	\$ 794,578	\$ -	\$ 751,894
<i>Budget Percentage Expended YTD</i>	<i>100.00%</i>				
NET CHANGE IN FUND BALANCE	\$ (56,114)	\$ -	\$ (45,835)	\$ (10,279)	\$ (455,961)
Fund Balance - January 1st	123,919	123,919	123,919		595,895
Fund Balance - November 30th	<u>\$ 67,805</u>	<u>\$ 123,919</u>	<u>\$ 78,084</u>		<u>\$ 139,934</u>
					
Debt Service Fund Restrictions:					
Apply Balance of Bond Premium to Future Debt Service Payments (apply to 2026 budget)	\$ 73,679				
Unassigned Fund Balance/(Deficit)	\$ (5,874)				
Fund Balance - 11/30/2025	<u>\$ 67,805</u>				

VILLAGE OF KRONENWETTER
Schedule of Debt Outstanding
November 30, 2025

NAME OF DEBT OBLIGATION:	As of 11/30/2025
2016 Lease Revenue Bonds	\$ 1,570,000.00
2018 General Obligation Notes	480,000.00
2021A General Obligation Bonds	2,455,000.00
2021B General Obligation Bonds	1,175,000.00
2023 Fire Truck Note	606,498.36
2024 Safe Water Drinking Loan	3,022,178.18
2024 General Obligation Notes	7,165,000.00
TOTAL DEBT OUTSTANDING	\$ 16,473,676.54



DEBT OUTSTANDING BY FUNDING SOURCE:	As of 11/30/2025
Debt Service Fund - Tax Levy	\$ 3,841,498.36
TID #1 Fund	2,965,000.00
TID #2 Fund	5,700,000.00
TID #3 Fund	-
TID #4 Fund	945,000.00
Water Utility Fund	3,022,178.18
Sewer Utility Fund	-
TOTAL DEBT OUTSTANDING - by Funding Source	\$ 16,473,676.54



DEBT OUTSTANDING BY DEBT TYPE:	As of 11/30/2025
General Obligation Debt	\$ 11,881,498.36
Lease Revenue Bonds	1,570,000.00
Water Utility Safe Water Drinking Loan	3,022,178.18
Water Utility Revenue Bonds	-
Sewer Utility Revenue Bonds	-
TOTAL DEBT OUTSTANDING - by Debt Type	\$ 16,473,676.54



CALCULATION OF GENERAL OBLIGATION DEBT CAPACITY:	As of 11/30/2025	Debt Capacity
2025 Equalized Valuation of Village	\$ 1,081,333,900	
	x 5%	
2025 Maximum General Obligation Debt Limit	\$ 54,066,695	
2025 Maximum General Obligation Debt Limit	\$ 54,066,695	
Less: 10/31/2025 Outstanding General Obligation Debt	\$ (11,881,498)	21.98%
2025 General Obligation Debt Limit Available to Village	\$ 42,185,197	78.02%



REPORT TO APC

ITEM NAME: Finance/Treasurer Office Update:
Update on Estimated Closure Dates for All Four Tax Increment Districts (estimated as of 10/27/2025)

PREPARED BY: John Jacobs, Finance Director/Treasurer

DATE PREPARED: 12/15/2025

Since I had provided this Tax Increment District (TID) cash flow analysis to the RDA Committee at their 12/11/2025 meeting last week, I thought that I should then present this same information to the APC Committee also during December 2025.

See the attachment for each Tax Increment District's cash flow computations running from 12/31/2024 – 12/31/2045. I have indicated the potential year for closing each TID, and how much the financial impact would be to the Village's operational and capital improvements budgets in future years.

We will review the attachment chart at the 12/16 meeting.

Then, during the first quarter of 2026, I would bring a cash flow analysis to APC for the Village's General Fund and likely some other funds also. In conclusion, this TID information provides us the groundwork to begin the discussion for the General Fund cash flow analysis next year.

VILLAGE OF KRONENWETTER
Projected Closeout Years for TID's
Estimated as of 10/27/2025

	TID #1	TID #2	TID #3	TID #4
1/1/2025 TID Increment Valuation =	\$ 19,328,500	\$ 72,647,200	\$ 2,964,500	\$ 10,721,000
2026 Estimated Prop. Tax Increment	\$ 253,876	\$ 956,640	\$ 39,038	\$ 141,177
Last Year of Principal Payment	2036	2033	N/A	2030
Proposed Year to Close TID	2044	2033	2026	2032
Maximum Life of TID	2044	2034	2034	2034
Number of Years TID Closed Early	None	1	8	2

	TID #1	TID #2	TID #3	TID #4
Fund Balance (Deficit) - 12/31/2024	\$ (2,616,312)	\$ 7,808,025	\$ 132,760	\$ 88,213
2025 Property Tax Increment (TID)	260,609	880,339	35,660	134,585
2025 Other Revenues	92,789	170,101	3,513	29,933
2025 Principal/Interest Exps	(423,018)	(940,768)	-	(199,500)
2025 Capital Expenditures	-	(5,207,282)	-	-
2025 Other Expenditures	(6,116)	(18,553)	(3,491)	(3,612)
Fund Balance (Deficit) - 12/31/2025	\$ (2,692,048)	\$ 2,691,862	\$ 168,442	\$ 49,619
2026 Property Tax Increment (TID)	253,876	956,640	39,038	141,177
2026 Other Revenues	85,289	120,101	4,583	29,083
2026 Principal/Interest Exps	(429,540)	(929,750)	-	(197,600)
2026 Capital Expenditures	-	(632,400)	-	-
2026 Other Expenditures	(8,855)	(26,939)	(10,241)	(6,083)
Closeout TID at 12/31/2026	-	-	(201,822)	-
Fund Balance (Deficit) - 12/31/2026	\$ (2,791,278)	\$ 2,179,514	\$ -	\$ 16,196
2027 Property Tax Increment (TID)	253,876	956,640		141,177
2027 Other Revenues	25,289	120,101		29,083
2027 Principal/Interest Exps	(425,571)	(909,875)		(200,400)
2027 Other Expenditures	(8,855)	(26,939)		(6,083)
Fund Balance (Deficit) - 12/31/2027	\$ (2,946,539)	\$ 2,319,441		\$ (20,027)
2028 Property Tax Increment (TID)	253,876	956,640		141,177
2028 Other Revenues	25,289	120,101		29,083
2028 Principal/Interest Exps	(426,233)	(894,125)		(199,800)
2028 Other Expenditures	(8,855)	(26,939)		(6,083)
Fund Balance (Deficit) - 12/31/2028	\$ (3,102,462)	\$ 2,475,118		\$ (55,650)
2029 Property Tax Increment (TID)	253,876	956,640		141,177
2029 Other Revenues	25,289	120,101		29,083
2029 Principal/Interest Exps	(431,353)	(911,500)		(200,950)
2029 Other Expenditures	(8,855)	(26,939)		(6,083)
Fund Balance (Deficit) - 12/31/2029	\$ (3,263,505)	\$ 2,613,420		\$ (92,423)
2030 Property Tax Increment (TID)	253,876	956,640		141,177
2030 Other Revenues	25,289	120,101		29,083
2030 Principal/Interest Exps	(277,470)	(876,400)		(202,000)
2030 Other Expenditures	(8,855)	(26,939)		(6,083)
Fund Balance (Deficit) - 12/31/2030	\$ (3,270,665)	\$ 2,786,822		\$ (130,246)
2031 Property Tax Increment (TID)	253,876	956,640		141,177
2031 Other Revenues	25,289	120,101		29,083
2031 Principal/Interest Exps	(274,780)	(864,800)		

**ADDS \$8,273 to
Village Tax Levy
starting with 2028
budget**

VILLAGE OF KRONENWETTER
Projected Closeout Years for TID's
Estimated as of 10/27/2025

	<u>TID #1</u>	<u>TID #2</u>	<u>TID #3</u>	<u>TID #4</u>
2031 Other Expenditures	(8,855)	(26,939)		(6,083)
Fund Balance (Deficit) - 12/31/2031	\$ (3,275,135)	\$ 2,971,824		\$ 33,931
2032 Property Tax Increment (TID)	253,876	956,640		141,177
2032 Other Revenues	25,289	120,101		29,083
2032 Principal/Interest Exps	(271,775)	(832,800)		-
2032 Other Expenditures	(8,855)	(26,939)		(16,083)
Closeout TID at 12/31/2032	-	-		(188,108)
Fund Balance (Deficit) - 12/31/2032	\$ (3,276,600)	\$ 3,188,826		\$ -
2033 Property Tax Increment (TID)	253,876	956,640		
2033 Other Revenues	25,289	120,101		
2033 Principal/Interest Exps	(273,413)	(428,400)		
2033 Other Expenditures	(8,855)	(36,939)		
Closeout TID at 12/31/2033	-	(3,800,228)		
Fund Balance (Deficit) - 12/31/2033	\$ (3,279,703)	\$ -		
2034 Property Tax Increment (TID)	253,876			
2034 Other Revenues	25,289			
2034 Principal/Interest Exps	(269,723)			
2034 Other Expenditures	(8,855)			
Fund Balance (Deficit) - 12/31/2034	\$ (3,279,116)			
2035 Property Tax Increment (TID)	253,876			
2035 Other Revenues	25,289			
2035 Principal/Interest Exps	(167,800)			
2035 Other Expenditures	(8,855)			
Fund Balance (Deficit) - 12/31/2035	\$ (3,176,606)			
2036 Property Tax Increment (TID)	253,876			
2036 Other Revenues	25,289			
2036 Principal/Interest Exps	(167,640)			
2036 Other Expenditures	(8,855)			
Fund Balance (Deficit) - 12/31/2036	\$ (3,073,936)			
2037 Property Tax Increment (TID)	253,876			
2037 Other Revenues	25,289			
2037 Principal/Interest Exps	-			
2037 Other Expenditures	(8,855)			
Fund Balance (Deficit) - 12/31/2037	\$ (2,803,626)			
2038 Property Tax Increment (TID)	253,876			
2038 Other Revenues	25,289			
2038 Principal/Interest Exps	-			
2038 Other Expenditures	(8,855)			
Fund Balance (Deficit) - 12/31/2038	\$ (2,533,316)			
2039 Property Tax Increment (TID)	253,876			
2039 Other Revenues	25,289			
2039 Principal/Interest Exps	-			
2039 Other Expenditures	(8,855)			
Fund Balance (Deficit) - 12/31/2039	\$ (2,263,006)			
2040 Property Tax Increment (TID)	253,876			
2040 Other Revenues	25,289			

**ADDS \$29,920 to
Village Tax Levy
starting with 2034
budget**

**ADDS \$202,744 to
Village Tax Levy
starting with 2035
budget**

**VILLAGE OF KRONENWETTER
Projected Closeout Years for TID's
Estimated as of 10/27/2025**

	<u>TID #1</u>	<u>TID #2</u>	<u>TID #3</u>	<u>TID #4</u>
2040 Principal/Interest Exps	-			
2040 Other Expenditures	(8,855)			
Fund Balance (Deficit) - 12/31/2040	\$ (1,992,696)			
2041 Property Tax Increment (TID)	253,876			
2041 Other Revenues	25,289			
2041 Principal/Interest Exps	-			
2041 Other Expenditures	(8,855)			
Fund Balance (Deficit) - 12/31/2041	\$ (1,722,386)			
2042 Property Tax Increment (TID)	253,876			
2042 Other Revenues	25,289			
2042 Principal/Interest Exps	-			
2042 Other Expenditures	(8,855)			
Fund Balance (Deficit) - 12/31/2042	\$ (1,452,076)			
2043 Property Tax Increment (TID)	253,876			
2043 Other Revenues	25,289			
2043 Principal/Interest Exps	-			
2043 Other Expenditures	(8,855)			
Fund Balance (Deficit) - 12/31/2043	\$ (1,181,766)			
2044 Property Tax Increment (TID)	253,876			
2044 Other Revenues	25,289			
2044 Principal/Interest Exps	-			
2044 Other Expenditures	(18,855)			
Fund Balance (Deficit) - 12/31/2044	\$ (921,456)			
Closeout TID at 12/31/2024	-			
Fund Balance (Deficit) - 12/31/2045	\$ (921,456)			

**ADDS \$53,942 to
Village Tax Levy
starting with 2046
budget**

NOTES:

- 1) Estimating that TID #1 special assessments revenue (\$60,000) ends as of 12/31/2026.
- 2) Need \$7 million new valuation by 1/01/2034 x \$13.17/equalized tax rate x 10 years = \$92,190 add'l new annual taxes needed.
\$92,190 add'l new annual taxes x 10 years = \$921,900 collected by 11/03/2044 max. life
 (2035 budget - 2044 budget)



REPORT TO REDEVELOPMENT AUTHORITY

ITEM NAME: Finance/Treasurer Office Update:
Proposed Closure of Tax Increment District #3

PREPARED BY: John Jacobs, Finance Director/Treasurer

DATE PREPARED: 12/09/2025

After the discussion with the 2026 budget during Fall 2025, it has been considered to possibly close Tax Increment District (TID) #3 before 4/15/2026 due to the following reasons:

- 1) The 12/31/2025 projected fund balance of TID #3 = \$168,442.
- 2) There is no outstanding debt obligation in TID #3.
- 3) The expenditure period has lapsed, whereby TID #3 can no longer expend any capital improvement costs in TID #3.
- 4) TID #3 cannot become a “donor” TID with any of its fund balance to other under-performing TID’s in the Village.
- 5) The mandatory termination date for TID #3 is 11/03/2034.
- 6) There is \$2,964,500 of new equalized valuation that has been generated from TID #3, that could be shared with the Mosinee School District, Marathon County, North Central Technical College and Village of Kronenwetter in future years.
- 7) After the TID #3 closure, the Village’s share of additional annual property taxes created would be about \$8,273, which would help out the Village’s annual operational and capital improvements budgets.

The next steps necessary for closure of TID #3 would be the following:

- 1) The Village Board would adopt a TID Termination Resolution prior to 4/15/2026 for the closure of TID #3.
- 2) Next, Village staff would submit Form PE-223 (Terminated Tax Increment District Final Accounting Submission Date Agreement) to the Wisconsin Department of Revenue, along with the resolution, within 60 days of the adoption of the resolution.
- 3) Third, the Village would have a TID financial audit completed for TID #3, within 12 months of the resolution date.
- 4) Lastly, the Village would file Form PE-110 to the Wisconsin Department of Revenue for the closure of TID #3.
- 5) Remember to notify our Village Assessor to REMOVE the TID number from all property on the Village’s correct year’s tax/assessment roll.

The 2026 budget for TID #3 does include an estimated cost of \$5,000 for a TID closure financial audit.

The estimated fund balance at the end of 12/31/2026 would be about \$201,822. The Village Board will discuss the possibility of using any portion of this fund balance under Wisconsin’s Affordable Housing TID Extension, to provide housing loans to Kronenwetter residents, prior to the adoption of the TID termination resolution. If no program is adopted, then this \$201,822 fund balance would be distributed proportionately with the previously mentioned taxing jurisdictions.

Tax Incremental District (TID) Termination Timeframes

Municipal Termination Resolution Adoption Date*	Termination Year	TID Removed from Tax/Assessment Roll	Last Year Tax Increment Received	Last Administrative Fee Due	Last TID Equalized Value Established	Last Annual Report Due to DOR
April 16, 2024 – April 15, 2025	2025	2025	2025 (for 2024 taxes)	April 15, 2024	August 15, 2024	July 1, 2025 (for 2024)
April 16, 2025 – April 15, 2026	2026	2026	2026 (for 2025 taxes)	April 15, 2025	August 15, 2025	July 1, 2026 (for 2025)
April 16, 2026 – April 15, 2027	2027	2027	2027 (for 2026 taxes)	April 15, 2026	August 15, 2026	July 1, 2027 (for 2026)
April 16, 2027 – April 18, 2028	2028	2028	2028 (for 2027 taxes)	April 15, 2027	August 15, 2027	July 3, 2028 (for 2027)
April 19, 2028 – April 17, 2029	2029	2029	2029 (for 2028 taxes)	April 18, 2028	August 15, 2028	July 2, 2029 (for 2028)
April 18, 2029 – April 15, 2030	2030	2030	2030 (for 2029 taxes)	April 17, 2029	August 15, 2029	July 1, 2030 (for 2029)
April 16, 2030 – April 15, 2031	2031	2031	2031 (for 2030 taxes)	April 15, 2030	August 15, 2030	July 1, 2031 (for 2030)

* Municipality must notify the Wisconsin Department of Revenue (DOR) by April 15 of the termination year. In some years the observance of Emancipation day affects the termination deadline.



MENU

Tax Incremental Finance (TIF) - Terminations

Secs. [60.23\(32\)](#), [60.85](#), [66.1105](#), and [66.1106](#), Wis. Stats.

For more information, review the [TIF Termination](#) web page.

1. [When does a municipality terminate a Tax Incremental District \(TID\)?](#)
2. [What should the municipality provide to the Wisconsin Department of Revenue \(DOR\) when a TID terminates?](#)
3. [When filling out the Final TID Accounting Submission Date Agreement \(Form PE-223\), how does the municipal clerk determine the Final Accounting Submission date?](#)
4. [What is the last year a municipality receives an increment for a terminated TID?](#)
5. [If a municipality adopts a TID termination resolution, does the municipality need to pay DOR an administrative fee?](#)
6. [Can a municipality terminate an existing TID and then create another TID in the same year?](#)

- 7. When a municipality terminates a TID, what happens if there are still debts?
- 8. How does the municipality divide excess funds among the overlying taxing jurisdictions?
- 9. How long does the municipality have to return the excess funds?
- 10. What if a municipality terminated a TID and has some outstanding expenses to pay before disbursing any extra funds to the other overlying tax jurisdictions?
- 11. If a municipality adopts a TID termination resolution and notified DOR, can it rescind the termination resolution so it can adopt an affordable housing resolution?
- 12. What happens to the TID's personal property aid and exempt computer aid when the TID terminates?
- 13. When does a municipality receive the one-time levy limit adjustment? How is this calculated?

1. When does a municipality terminate a Tax Incremental District (TID)?

The municipality must adopt a termination resolution when one of the following occurs:

- o All project costs have been recovered
- o TID reaches its maximum life or extended life date
- o Municipality decides to terminate the TID early for any other reason

2. What should the municipality provide to the Wisconsin Department of Revenue (DOR) when a TID terminates? Within 60 days of adopting the termination resolution or by April 15, whichever is earlier:

- o Email tif@wisconsin.gov:
 - Adopted TID Termination Resolution

- Completed Final TID Accounting Submission Date Agreement ([Form PE-223](#))
- Notify your assessor and county real property lister – provide a list of the property, which they use to remove the TID number from the tax/assessment roll.

Within 12 months of adopting the termination resolution:

- Complete the Final Audit; save a copy in the Municipal TID records
- Electronically file the Final Accounting Report (Form PE-110) using [MyDORGov](#)
- Verify the TID number is removed from all property on the correct year's tax/assessment roll

3. When filling out the Final TID Accounting Submission Date Agreement (Form PE-223), how does the municipal clerk determine the Final Accounting Submission date?

The Final Accounting Submission Date is the date when the municipality agrees to file the TID Final Accounting Report (PE-110). Before submitting this report, the municipality's Certified Public Accountant must complete the final audit. Contact the municipal accountant to determine when the final audit will be completed. Then complete the Final Accounting Submission Date. This due date must be within a year of the TID termination resolution.

4. What is the last year a municipality receives an increment for a terminated TID?

The date the municipality adopts the termination resolution determines the last year it receives an increment for that TID. For more details see the [TID Termination Timeframes](#) table.

5. If a municipality adopts a TID termination resolution, does the municipality need to pay DOR an administrative fee?

The answer depends on the date the local legislative body adopts the termination resolution:

- **On or before April 15** — municipality does not pay the administrative fee that year

- **After April 15** — municipality must pay the administrative fee that year

6. Can a municipality terminate an existing TID and then create another TID in the same year?

Yes.

If the municipality is **over** the 12% value limit:

- Local legislative body must adopt the termination resolution **before** adopting the creation resolution for another TID
- Municipality must remain below the 12% value limit after terminating a TID, to create another TID

If the municipality is **under** the 12% value limit:

- Local legislative body can adopt a creation resolution for a new TID if the municipality remains below the 12% value limit (including the new TID)
- Termination resolution for an existing TID can occur at any time in the same year

7. When a municipality terminates a TID, what happens if there are still debts?

The municipality is responsible for any remaining debt.

8. How does the municipality divide excess funds among the overlying taxing jurisdictions?

According to state law (sec. [66.1105\(6\)\(c\)](#), Wis. Stats.), the municipality must return excess funds based on each taxing jurisdiction's portion of the total tax rate. DOR recommends basing the distribution on the most recent tax levy proportions without the tax increment. Column A of the Tax Increment Worksheet (PC-202) may be used for this calculation. Contact lgs@wisconsin.gov for further assistance.

9. How long does the municipality have to return the excess funds?

State law does not provide a specific deadline for distributing excess funds to other taxing jurisdictions. However, the TID's final audit must be completed within one year of the termination resolution. DOR recommends distributing the excess funds when the final audit is completed.

10. What if a municipality terminated a TID and has some outstanding expenses to pay before disbursing any extra funds to the other overlying tax jurisdictions?

It is the municipality's responsibility to determine proper administration in this situation. For example, a municipality may set up a temporary escrow account to cover the final expenses. This allows the municipality to complete its final audit.

11. If a municipality adopts a TID termination resolution and notified DOR, can it rescind the termination resolution so it can adopt an affordable housing resolution?

The answer depends on whether the termination deadline has passed and whether the TID has reached its maximum life. Municipalities must certify a TID as active or inactive by April 15 under state law (sec. [66.1105\(6\)\(ae\)](#) Wis. Stats.). Both the termination and rescission must be in the same year based on this deadline. See the [TID Termination Timeframes](#) table.

Rescinding a termination resolution is possible when all items below apply:

- TID has not reached its maximum life (or extended life) date
- Municipality paid the administrative fee for the year to keep the TID active. If the fee is paid, DOR considers the TID active.
- April 15 deadline has not passed; the TID number is still on the current year assessment/tax roll

Rescinding a termination resolution is not possible if any of the items below apply:

- TID's maximum life (or extended life) date has passed

- o Administrative fee deadline has passed and the fee was not paid. Since the fee was not paid, DOR considers this TID terminated.
- o April 15 deadline has passed; the TID number is removed from the current year assessment/tax roll

12. What happens to the TID's personal property aid and exempt computer aid when the TID terminates?

Effective with the 2022 payments, based on [2021 Act 61](#), when a TID receiving these aid payments terminates, DOR transfers the payments to the overlying jurisdictions (ex: municipality, county, school district, technical college).

13. When does a municipality receive the one-time levy limit adjustment? How is this calculated?

In the year after the TID's termination year (see [TID Termination Timeframes](#)), a municipality may use a one-time levy limit increase. The levy limit adjustment appears on the Levy Limit Worksheet the same year as the TID's termination year. For example, for a TID with a 2026 termination year, the 2026 Levy Limit Worksheet for taxes payable in 2027 reflects the increase.

For TIDs created before 2025, the increase percentage equals the TID's final increment value divided by the municipal TID equalized value without the TID increment, multiplied by 50%. The final increment and municipal equalized value used in the calculation are from the last year the TID had an equalized value (the year before the termination year).

Note: If the municipality has more than one TID with the same termination year, the TID increment values are combined. A TID with a negative increment decreases the total increment used in the calculation.

For TIDs created in 2025 or after, the increase percentage equals 10% of the TID's new construction value divided by the municipal TID equalized value without the TID increment. An additional 15% of the TID's new construction value may be added if the TID terminates within 75% of the Joint Review Board's (JRB's) expected life.

Contact igs@wisconsin.gov for more information.

Contact Us

MS 6-97

Wisconsin Department of Revenue
Office of Technical and Assessment Services

PO Box 8971

Madison, WI 53708-8971

Phone: (608) 266-7750

Email: tif@wisconsin.gov

Related Links

- [Act 12 Personal Property Exemption Adjustments](#)
- [Allocation Amendments](#)
- [Annexations](#)
- [Annual Report and Audits](#)
- [Base Value Redetermination](#)
- [Creation](#)
- [Developer's Agreement](#)
- [Extensions](#)
- [General](#)
- [Joint Review Board \(JRB\)](#)
- [Municipal Expenditures and Debt](#)
- [Municipal-Owned Property](#)
- [Overlaps](#)
- [Parcels](#)
- [Project Costs](#)
- [Project Plan](#)
- [Public Notices](#)
- [Tax Increments](#)
- [Terminations](#)
- [Territory Amendments](#)
- [Town TIDs created under sec. 60.23, Wis. Stats.](#)
- [Value Limit](#)

- [What to Consider before Creating a TID](#)

[About Us](#) [Contact Us](#) [Employment](#) [Media Room](#)

[Privacy](#) [Legal](#) [Training](#)

[Español](#) [Hmong](#) [中文](#) [русский](#) [More...](#)



Copyright © State of Wisconsin All Rights Reserved

Tax Incremental District (TID) Termination Resolution

_____ of _____ TID _____ Resolution _____
(town, village, city) *(municipality)* *(number)* *(number)*

WHEREAS, the _____ of _____ created TID _____ on _____, _____, and adopted
a project plan in the same year, and *(month)* *(day)* *(year)*

WHEREAS, all TID _____ projects were completed in the prescribed allowed time; and:

- WHEREAS, sufficient increment was collected as of the _____ tax roll, payable _____, to cover TID _____
project costs. *(year)* *(year)*
- WHEREAS, insufficient increment was collected to cover project costs.

THEREFORE BE IT RESOLVED, that the _____ of _____ terminates TID _____ ; and

BE IT FURTHER RESOLVED, that the _____ Clerk shall notify the Wisconsin Department of Revenue (DOR),
within sixty (60) days of this resolution or prior to the deadline of April 15, _____, whichever comes first, that the TID
has been terminated; and *(year)*

BE IT FURTHER RESOLVED, that the _____ Clerk shall sign the required DOR Final Accounting Submission
Date form (PE-223) agreeing on a date by which the _____ shall submit final accounting information to DOR;
and:

- BE IT FURTHER RESOLVED, that the _____ Treasurer shall distribute any excess increment collected after
providing for ongoing expenses of the TID, to the affected taxing districts with proportionate shares as
determined in the final audit by the _____'s auditor, _____.
(auditor name)
- BE IT FURTHER RESOLVED, that the _____ of _____ shall accept all remaining debts for
TID _____ as determined in the final audit by the _____ auditor, _____.
(auditor name)

Adopted this _____ day of _____, _____
(day) *(month)* *(year)*

Resolution introduced and adoption moved by alderperson _____
(name)

Motion for adoption seconded by alderperson _____
(name)

On roll call motion passed by a vote of _____ ayes to _____ nays
(number) *(number)*

ATTEST:

(Mayor/Head of Government Signature)

(Clerk Signature)

Form
PE-223

**Terminated Tax Incremental District (TID)
Final Accounting Submission Date Agreement**

**Wisconsin
Dept of Revenue**

Under state law, (sec. [66.1105\(8\)\(c\)](#), Wis. Stats.), the municipality terminating a TID and the Wisconsin Department of Revenue (DOR) must agree on a final accounting submission date. The "Final accounting submission date" you enter on this form is the date the TID Final Accounting Report (Form PE-110) will be due.

Instructions

1. Within 60 days of adopting a termination resolution or by April 15, whichever comes first, email tif@wisconsin.gov:
 - Completed Form PE-223 (Section 1)
 - Municipality's adopted termination resolution
2. When we receive your information, a DOR representative will approve, sign and email this form back to you
3. After you receive the signed Form PE-223 from us, complete the steps in Section 2 by the final accounting submission date
4. If you cannot e-file the TID Final Accounting Report (Form PE-110) by the final accounting submission date, email tif@wisconsin.gov to request a revised submission date. This date must be within 12 months of the termination resolution (sec. [66.1105\(6m\)\(b\)\(3\)](#), Wis. Stats.).

Questions? Contact us at tif@wisconsin.gov

Section 1: Termination Information			
Municipal and TID Information			
Taxation district <i>(check one)</i>	<input type="checkbox"/> Town <input type="checkbox"/> Village <input type="checkbox"/> City	County	Co-muni code
Enter municipality →			-
Important Dates			
Termination resolution date		Date notified DOR of termination	
- -		- -	
Date notified real property lister <i>(to remove TID number from the tax/assessment roll)</i>		Final accounting submission date <i>(6-12 months from termination resolution date)</i>	
- -		- -	
Clerk Information			
Name		Phone	
		() -	
Signature		Email	
Section 2: Final Accounting Information			
Final accounting submission date: - -			
Complete the following:			
1. Complete the TID Final Audit. Save a copy in the municipal TID records.			
2. E-file the TID Final Accounting Report (PE-110)			
Important – if your municipality does not e-file Form PE-110 with DOR by the final accounting submission date (or revised submission date), DOR will not certify or redetermine any future TIDs (sec. 66.1105(8)(d) , Wis. Stats.).			

DOR Approval <i>(for department use only)</i>	
<input type="checkbox"/> Final accounting submission date approved	DOR name/signature



REPORT TO APC

ITEM NAME: Finance/Treasurer Office Update:
Recap of 2026 Wage Increases for All Village Personnel

PREPARED BY: John Jacobs, Finance Director/Treasurer

DATE PREPARED: 12/15/2025

After the approval of the 2026 Teamsters Union contract by the Village Board on 11/24/2025 and the adoption of the 2026 Village Budget by the Village Board on 11/10/2025, I thought that it would be appropriate to recap all of the 2026 wage increases for Village Personnel going into the new year.

The 2026 Wage Increases will be the following:

- Teamsters Union hourly employees: 3.50% increase, effective on 1/1/2026.
- Police Officer Union employees: 2.00% increase, effective on 1/1/2026; and then an additional 1% increase, effective on 7/1/2026.
- Fire Department hourly employees: 3.00% increase, effective on 1/1/2026.
- Non-Union hourly Public Works/Parks/Utilities/Miscellaneous Other Village employees: 3.00% increase, effective on 1/1/2026.
- Election Pollworkers: No increase for 2026. Maintain pay rates at 2025 level.
- Salaried/Hourly Management employees of the Village and Police Departments: Individual pay adjustments will be reviewed and assigned at each employee's anniversary date during 2026; any pay adjustment would be implemented and become effective on the employee's anniversary date.



REPORT TO APC

ITEM NAME: Finance/Treasurer Office Update:
List of 2025 Grant Funds/Sponsorships/Miscellaneous Permits received

PREPARED BY: John Jacobs, Finance Director/Treasurer

DATE PREPARED: 12/18/2025

Since this is our last Village Board meeting of the year, I thought that it would be rewarding to knowledge the various 2025 grant funds, sponsorships, and miscellaneous permits that were received during this fiscal year. I have grouped the funding sources by home department, and have listed the funding sources and amounts. The grand total for 2025 was \$144,098.15 as of 12/18/2025.

It is important to remember that this total reflects the time and efforts taken upon by Village Staff in order to receive these funds. For the excavation permits on the list, our Public Works Director (Greg Ulman) had proposed a change in the excavation permits fee schedule going into 2025, which made a significant difference to the original 2025 budget amount that was adopted a year ago.

Thank you to all of the department managers for their efforts in 2025 to apply for these grants, or make significant changes to our Village fees schedule, in order to obtain the total amount of \$144,098.15 in additional revenue sources. This amount was used to offset operational costs during 2025. Without this additional revenue source, it is likely that our property taxes levied upon our Village property owners would have been increased by this amount.

Hopefully, we will have another successful year in 2026 in obtaining grant funds and sponsorships to offset the cost of Village services once again. Happy New Year to everyone!

VILLAGE OF KRONENWETTER

List of 2025 Grant Funds/Sponsorships/Miscellaneous Permits received

(Due to Village staff grant application or promotional time/effort, or change in permit fees due to staff recommendation)

As of 12/18/2025

<u>Village Department responsible:</u>	<u>Type of Funding Source</u>	<u>Department Total</u>	<u>Grand Total</u>
<u>Village Clerk/Elections:</u>			
Wisconsin Elections Commission	Elections Commission Grant	\$ 600.00	\$ 600.00
<u>Community Events/Sponsorships:</u>			
Various Businesses	2025 Actual Sponsorships for Kronenwetter Community Events <i>(Note: 2025 budget = \$3,500)</i>	\$ 4,550.00	4,550.00
<u>Public Works Department:</u>			
Various Contractors/Businesses	2025 Excavating Permits received thru 12/18/2025 <i>(Note: 2025 budget = \$500; there was a change in the 2025 excavation permit fee schedule.)</i>	\$ 42,030.80	42,030.80
<u>Police Department:</u>			
Wisconsin Department of Justice	24-Hour Officer Recertification Training Reimbursement Grant	\$ 3,520.00	
Various individuals/businesses	2025 Police Dept. Donations received thru 12/18/2025	185.00	
		\$ 3,705.00	3,705.00
<u>Fire/EMS Department:</u>			
Wisconsin Dept. of Natural Resources	DNR Matching Grant for Fire Department	\$ 9,407.01	
Various individuals/businesses	2025 Fire Dept. Donations received thru 12/18/2025 <i>(Note: 2025 budget = \$5,000)</i>	9,812.96	
Wisconsin Dept. of Health Services	2025 Emergency Medical Services Funding Assistance Program Award	37,854.80	
Wisconsin Dept. of Health Services	2026 Emergency Medical Services Funding Assistance Program Award	36,137.58	
		\$ 93,212.35	93,212.35
GRAND TOTAL for 2025			\$ 144,098.15

Applicant Name:
Work Location:
Work Dates:
Paid:



Permit Fee Worksheet
Excavation Permit

	Quantity	Fee	Total
Misc. excavation permit project area less than 100' of roadway	0	\$100.00	\$0.00
Large utility project greater than 100' of roadway	0	\$500.00	\$0.00
Excavation in ROW outside of street per hole	0	\$50.00	\$0.00
Excavation in ROW inside of street per hole	0	\$250.00	\$0.00
Boring in ROW parallel to street, \$.10 per ft	0	\$0.10	\$0.00
Boring under street perpendicular to street – for every crossing	0	\$100.00	\$0.00
Open trench excavation outside of street, longer than 500'. \$.50 per ft	0	\$0.50	\$0.00
Open trench excavation inside of street, longer than 50'. \$5.00 per foot	0	\$5.00	\$0.00
		Total	\$0.00

In a project area less than 100', the excavation outside of street fees are waived; but the excavation inside, or boring under the street fees remain.

Payments can be mailed or pay online at our portal here:
<https://kronenwetterwi.ourcommunityconnect.com/register>





VILLAGE BOARD MEETING MINUTES

December 08, 2025 at 6:00 PM

Kronenwetter Municipal Center - 1582 Kronenwetter Drive Board Room (Lower Level)

1. CALL MEETING TO ORDER

President Dan Joling called the December 8, 2025 Village Board Meeting to order at 6 p.m.

A. Pledge of Allegiance

Those in attendance were invited to recite the Pledge of Allegiance.

B. Roll Call

PRESENT: *President Dan Joling, Trustee Ken Charneski, Trustee Aaron Myszka, Trustee Craig Mortensen, Trustee Sandi Sorensen, Trustee Jessica Stowell, Trustee Mary Jensen*

STAFF: *Village Administrator James Davel, Fire Chief Theresa O'Brien, Police Chief Terry McHugh, Finance Director John Jacobs*

2. MOTION TO DEVIATE

No action taken.

3. CHAIRPERSON COMMENTS

President Joling commented on lowering the number of board meetings, staff reports and placing more focus on committees.

4. PUBLIC COMMENT

No public comment.

5. REPORTS FROM STAFF AND VENDORS

C. Fire Chief

Fire Chief Report O'Brien presented her report to the Village Board.

D. Police Chief Report

Police Chief McHugh presented his report to the Village Board. He commented on the recent opportunity he had to participate in the Shop with a Cop program. He answered questions from the board members.

E. November Financials (Check Register)

Finance Director Jacobs presented his report to the Village Board. He said taxes have been mailed out. He answered questions from board members.

6. CONSENT AGENDA - DISCUSSION AND POSSIBLE ACTION

F. Kennel Permit Renewal - Animal House Pet Care LLC; 1174 Garder Park Road, Kronenwetter

G. Kennel Permit Renewal - Barking Kids LLC; 2318 Morningside Drive, Kronenwetter

H. Kennel Permit Renewal - Peanuts Dog Lodge; 1420 Kronenwetter Drive, Kronenwetter

I. Animal Fancier Renewal - 1887 Kowalski Road, Kronenwetter

J. Animal Fancier Renewal - 1811 Jackie Road, Kronenwetter

K. Animal Fancier Renewal - 2337 Whitetail Drive, Kronenwetter

L. November 24, 2025 Village Board Meeting Minutes

Motion by Charneski/Myszka to approve the consent agenda as presented. Motion carried by voice vote. 7:0.

Discussed the possibility of visiting the kennels to check for compliance before a renewal takes place.

7. OLD BUSINESS - DISCUSSION AND POSSIBLE ACTION

M. Village Board and Committee Member Pay Increase

Motion by Charneski/Sorensen to rescind the action of January 27, 2025 with regards to the board and committee member pay increase. Motion failed by roll call vote. 3:4. Voting yay-Joling, Charneski, Sorensen; Voting nay – Myszka, Mortensen, Stowell, Jensen
Trustee Charneski presented the background of this agenda item. He said the pay increase for board members was not placed on the meeting agenda, therefore it is not valid. He said a resolution was also needed for the change to occur. Discussion included the new pay rates in the 2026 Budget; election process in motion; the attorney opinion; the validity of past actions; and how to move forward.

8. NEW BUSINESS - DISCUSSION AND POSSIBLE ACTION

N. Resolution No. 2025-011 Appointing Election Inspectors for 2026-2027 Elections

Motion by Myszka/Mortensen to approve Resolution No 2025-011 Appointing Election Inspectors for 2026-2027 Elections. Motion carried by voice vote. 7:0.

O. Resolution No. 2025-012 Appointing Trustees to Various Committees, Commissions and Boards

Motion by Myszka/Stowell to approve Resolution No. 2025-012 Appointing Trustees to Various Committees, Commissions and Boards. Motion carried by voice vote. 7:0.
President Joling presented his recommendations to the board.

P. Outdoor Recreation Plan (CLIPP)

Motion by Sorensen/Mortensen to accept the Outdoor Recreation Plan as presented. Motion carried by voice vote. 7:0.

Q. Metering Station Updates (UC)

Motion by Sorensen/Stowell to approve PJK Co. to add cellular modems at the metering station for \$13,215. Motion carried by roll call vote. 7:0.
Discussed the necessity of the cellular modems at the metering station; the source of funding; and the current functionality of metering station.

9. CONSIDERATION OF ITEMS FOR FUTURE AGENDA

- Number of board meetings per month
- Proposed changes given during Chairperson Comments
- Administrator James Davel’s “battle plan”

10. ADJOURNMENT

Motion by Mortensen/Stowell to adjourn. Motion carried by voice vote. 7:0.

Meeting adjourned at 7:04 p.m.

**PARCEL # 145-2707-021-0981 (ALLIANCE HOLDINGS LLC)
ZONING CHANGE REQUEST**

STAFF REPORT FOR VILLAGE BOARD

**PUBLIC HEARINGS/
MEETINGS:**

Plan Commission Public Hearing: 6:00 p.m. December 15, 2025
Village Board 6:00 p.m. December 22, 2025

APPLICANT:

Bill Scholfield
W157 N7071 Mayflower Ct.
Menomonee Falls, WI 53051

OWNER:

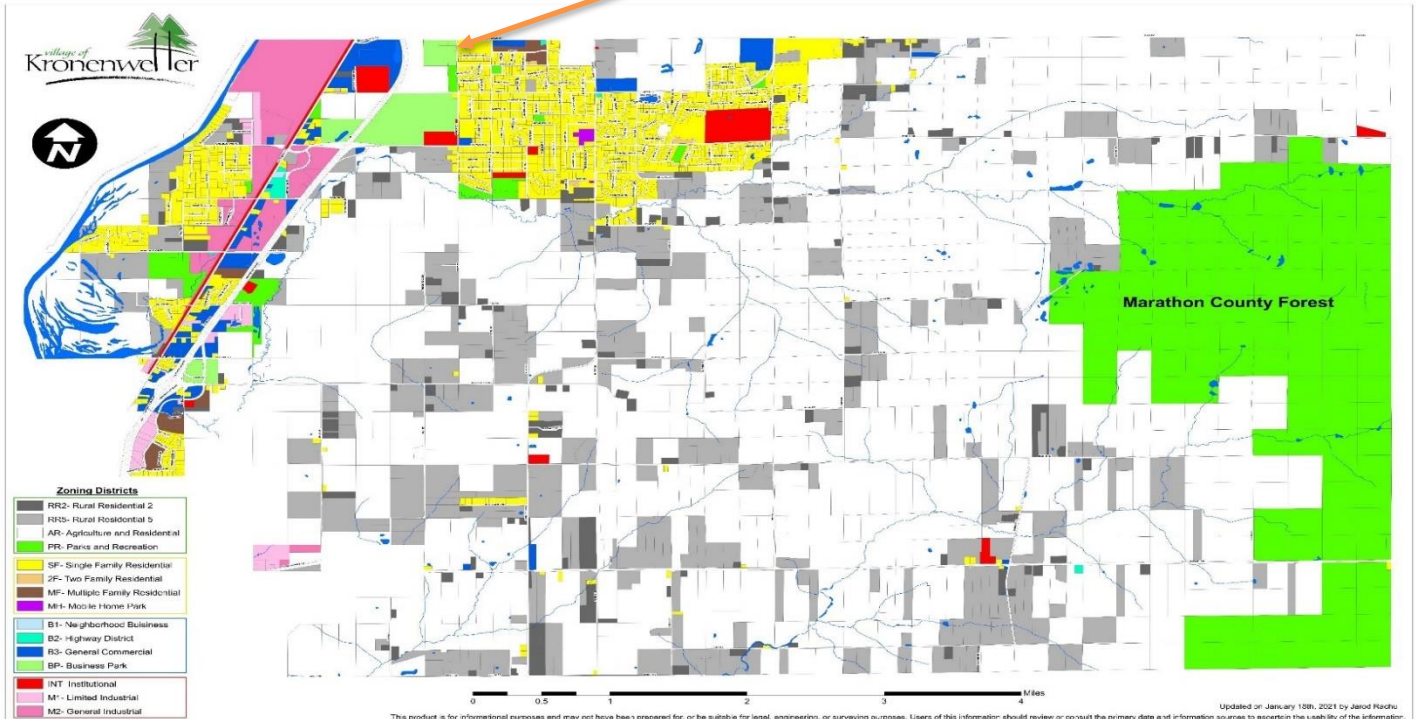
Alliance Holdings LLC
10805 S Business Hwy 51
Rothschild, WI 54474

Prepared By:

REI Engineering
4080 N. 20th Ave.
Wausau, WI 54401

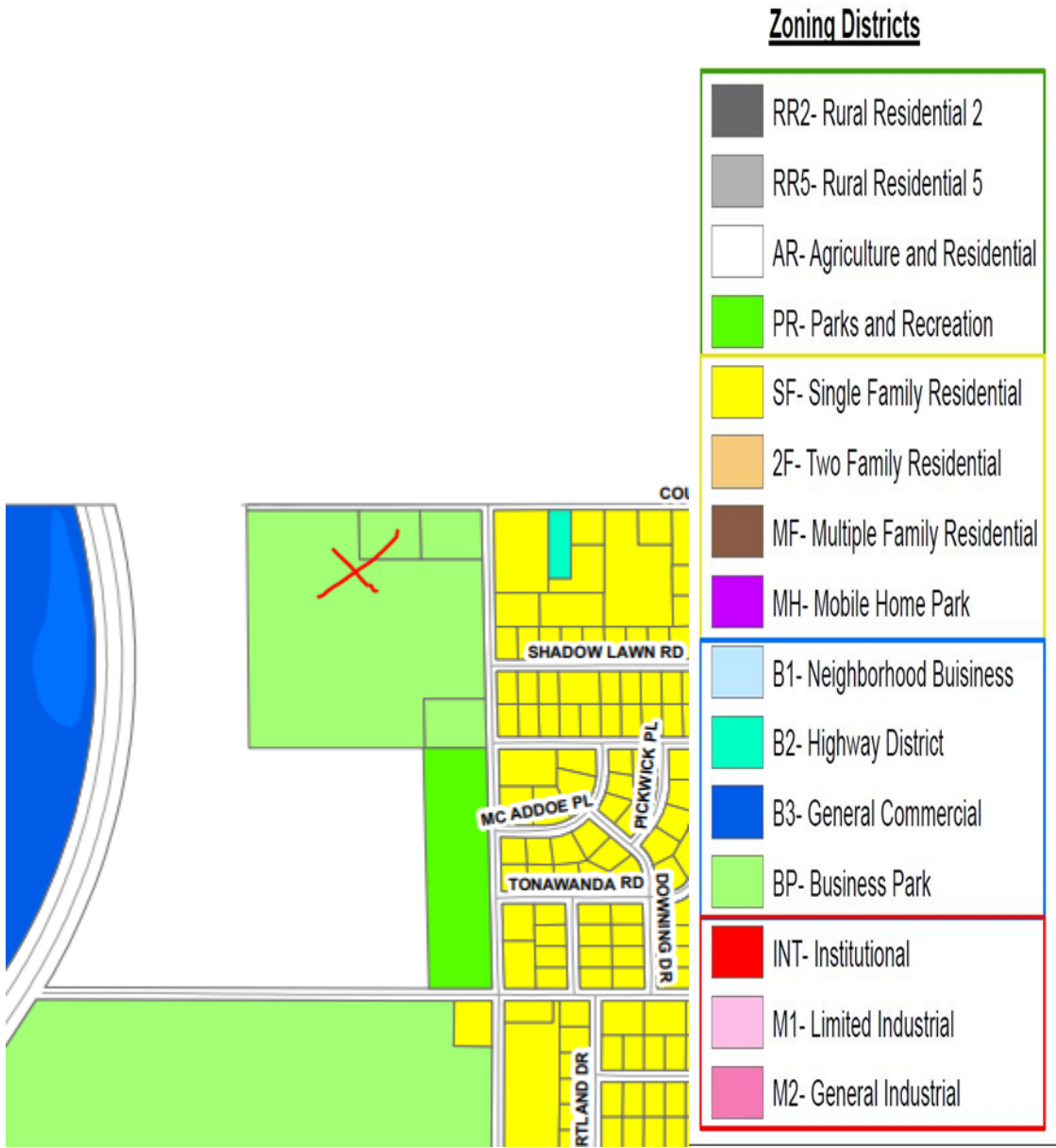
LOCATION OF REQUEST: 1619 County Road XX, Kronenwetter, WI 54455 (See Map 1)

VILLAGE OF KRONENWETTER OFFICIAL ZONING MAP

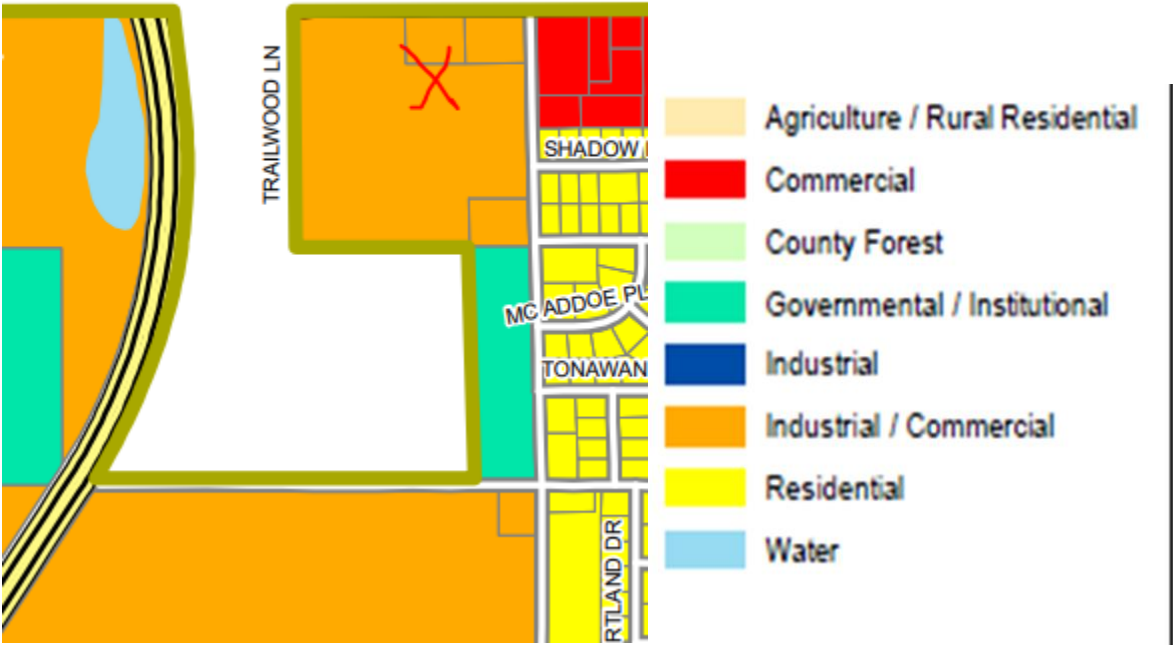


Map 1: Location Map
(Source Data: Marathon Co. GIS)

PARCEL # 145-2707-021-0981 (ALLIANCE HOLDINGS LLC)



PARCEL # 145-2707-021-0981 (ALLIANCE HOLDINGS LLC)



Map 3: Future Land Use Map (Source Data: Village of Kronenwetter)

Legal Description of Property:
SEC 02-27-07 PT OF NE 1/4 NE FRL 1/4 - LOT 1 CSM #19700 DOC #1891378

Current Zoning:
BP – Business Park (see Map 2)

**COMPREHENSIVE PLAN
FUTURE LAND USE:**
Industrial (See Map 3)

LEGAL NOTIFICATION: A legal advertisement was published in the Wausau Daily Herald on Monday, December 1, 2025 and Monday, December 8, 2025. Notice of the zoning change request was sent by regular mail to adjacent property owners within 500 feet of the subject property on December 1, 2025.

PARCEL # 145-2707-021-0981 (ALLIANCE HOLDINGS LLC)



Map 4: Aerial Photo
(Source Data: Marathon County)

INTRODUCTION: BP (BUSINESS PARK) to M2 (GENERAL INDUSTRIAL)

Alliance Holdings LLC Rezone Request from BP – Business Park to M2 – General Industrial. The existing 22.128-acre parcel meets the minimum density standards for M2 – General Zoning. Minimum Lot Area (40,000sf), Minimum Lot Width (100ft) and Minimum Lot Public Street Lot Frontage (50ft). The proposed rezone from BP to M2 is consistent with the Future Land Use Map and complies with the Project Plan requirements of TID #1.

FINDINGS OF FACT AND RECOMMENDATION OF THE VILLAGE PLAN COMMISSION

Within forty-five (45) days after the close of the hearing on a proposed amendment, the Village Plan Commission shall make written findings of fact and shall submit the same together with its recommendations to the Village Board. Where the purpose and effect of the proposed amendment are to change the zoning classification of a particular property, the Village Plan Commission shall make findings based upon the evidence presented to it in each specific case with respect to the following matters:

PARCEL # 145-2707-021-0981 (ALLIANCE HOLDINGS LLC)

1. *Is the proposed rezoning consistent with the Comprehensive Plan, as is required by Wisconsin Statutes?*
 - Yes. The proposed rezone from BP to M2 is consistent with the Future Land Use Map and complies with the Project Plan requirements of TID #1.
 - No less than 50 percent of the area in the District is suitable for industrial development and has been zoned for industrial use.
 - Any property that is found suitable for industrial sites and is zoned for industrial use will remain zoned for industrial use for the life of TID #1.

2. *Does the rezoning further the purpose and intent of this Chapter?*
 - Yes. Rezoning this property from BP to M2 satisfies the Zoning Ordinance's purpose of Implementing the comprehensive plan to the extent possible under zoning, Managing growth and the impacts of land development; and Promoting high-quality and sustainable community design.

3. *Does rezoning address any of the following that is not properly addressed on the current Official Zoning Map?*
 - No Keeps it the same.

4. *Does the proposed zoning district maintain the desired consistency of land uses, land use intensities, and land use impacts as related to the environs of the subject property?*
 - Yes. Changing the Zoning District from BP to M2 allows land use types that are “permitted uses” within M2 that were previously listed as “conditional uses” within BP – Business Park. This is consistent with the intent of TID #1, an Industrial TID.

5. *Does the rezoning meet the minimum requirements for frontage or parcel size?*
 - Yes. The proposed property will meet all minimum requirements.

5. *For applications to rezone land to a multi-family, commercial, or industrial zoning district, is, or will there be, adequate public infrastructure available to accommodate the range of uses allowed in that zoning district?*
 - Yes. There is adequate public infrastructure available to accommodate the range of uses allowed within the zoning district.

RECOMMENDED MOTION

Motion to approve the Zoning Change Request for Alliance Holdings LLC from BP – Business Park to M2 – General Industrial as presented.

PARCEL # 145-2707-021-0981 (ALLIANCE HOLDINGS LLC)

VILLAGE OF KRONENWETTER
Marathon County, Wisconsin
An Ordinance Amending the Official Zoning Map of the Village of Kronenwetter
REZONE
ORDINANCE NO.: 25-013

WHEREAS, the Plan Commission of the Village of Kronenwetter having held a public hearing on the 15th day of December, 2025 pursuant to the required notice and upon the application of the Village of Kronenwetter, to change the zoning of the premises described herein pursuant to Section 520-118 of the General Code of the Village; and

WHEREAS, the Plan Commission following said hearing having submitted its findings *and recommendations* to the Village Board,

NOW THEREFORE, BE ORDAINED by the Village of Kronenwetter Village Board, as follows:

SECTION 1: The following described property, which is presently zoned Business Park (BP) shall be rezoned to M2 (General Industrial). Legal description of this property: SEC 02-27-07 PT OF NE 1/4 NE FRL 1/4 - LOT 1 CSM #19700 DOC #1891378. Village of Kronenwetter, Marathon County, Wisconsin. Parcel # 145-2707-021-0981.

SECTION 2: The Zoning Administrator shall make the necessary alterations upon the Official Zoning Map of the Village of Kronenwetter to reflect the changes authorized by this ordinance.

SECTION 3: All ordinances and parts of ordinances in conflict herewith are hereby repealed.

SECTION 4: The Plan Commission and Village Board have reviewed this Ordinance and made a positive finding of the review criteria contained in § 520-118(G).

SECTION 5: This ordinance shall be in full force and effect from and after its adoption.

PASSED and ADOPTED this 22nd day of December, 2025

By: _____

Dan Joling, Village President

(SEAL)

ATTEST:

Jennifer Poyer, Village Clerk

Noticed to the public on: _____

**PARCEL # 145-2707-021-0980 (WAUSAU LIMITED PARTNERSHIP)
ZONING CHANGE REQUEST**

STAFF REPORT FOR VILLAGE BOARD

**PUBLIC HEARINGS/
MEETINGS:**

Plan Commission Public Hearing: 6:00 p.m. December 15, 2025
Village Board Meeting 6:00 p.m. December 22, 2025

APPLICANT:

Bill Scholfield
W157 N7071 Mayflower Ct.
Menomonee Falls, WI 53051

OWNER:

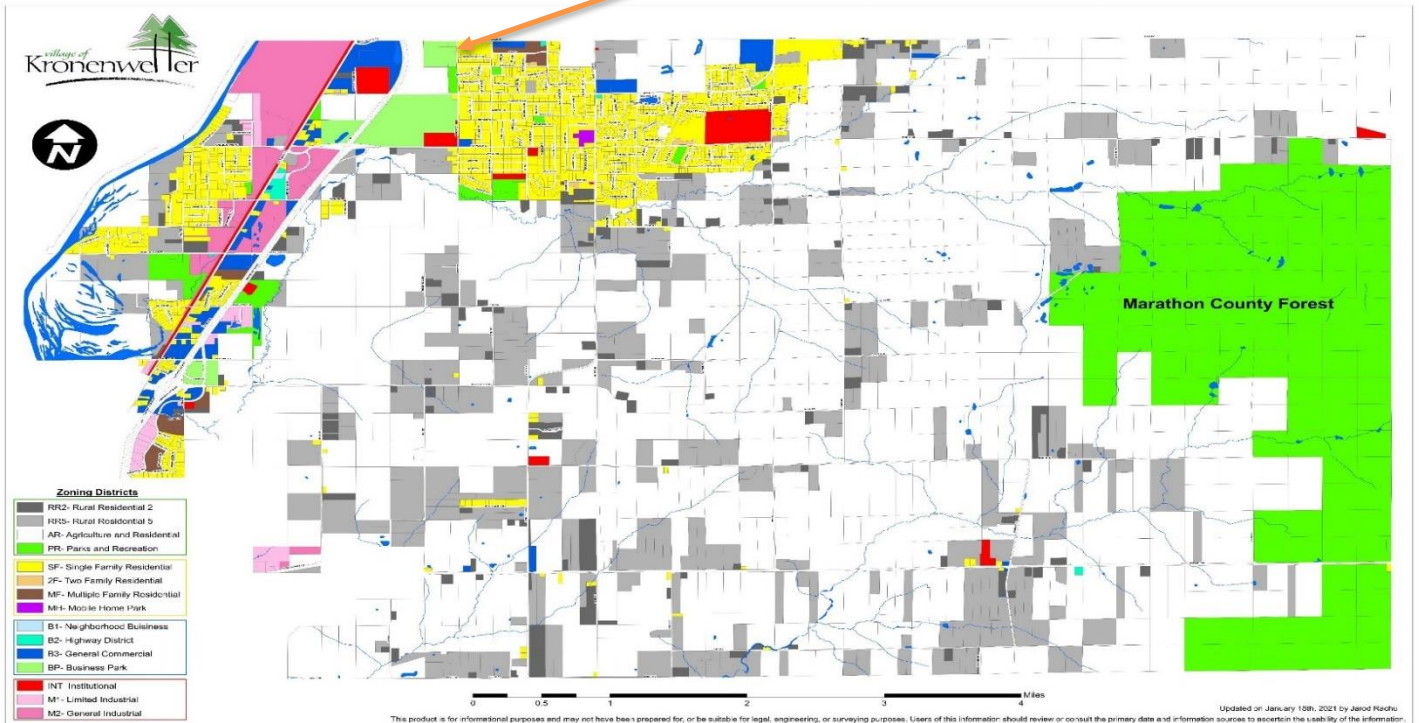
Wausau Limited Partnership
501 BELL STREET STE 301
DUBUQUE, IA 52001

Prepared By:

REI Engineering
4080 N. 20th Ave.
Wausau, WI 54401

LOCATION OF REQUEST: 2409 Tower Road, Kronenwetter, WI 54455 (See Map 1)

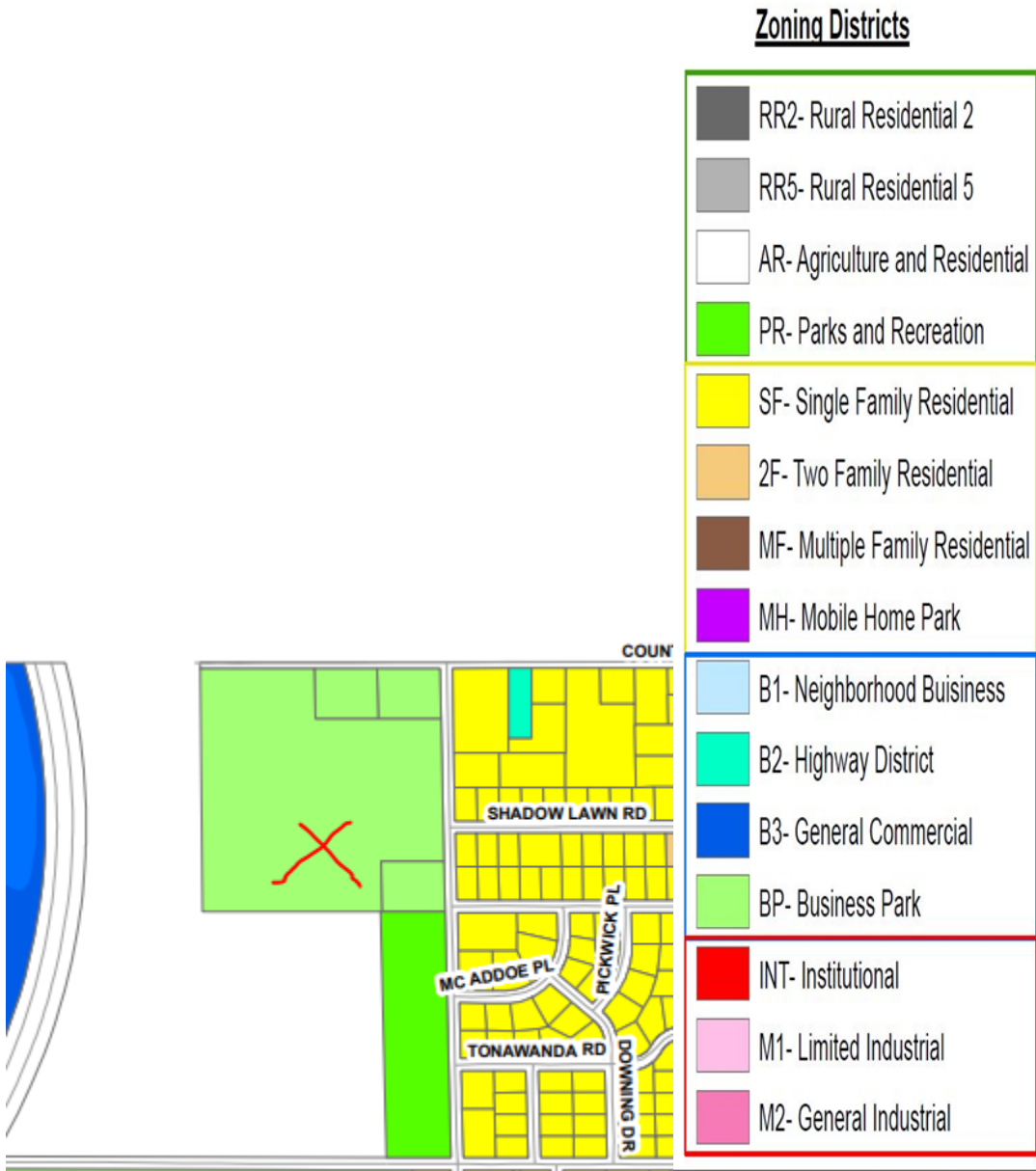
VILLAGE OF KRONENWETTER OFFICIAL ZONING MAP



Map 1: Location Map

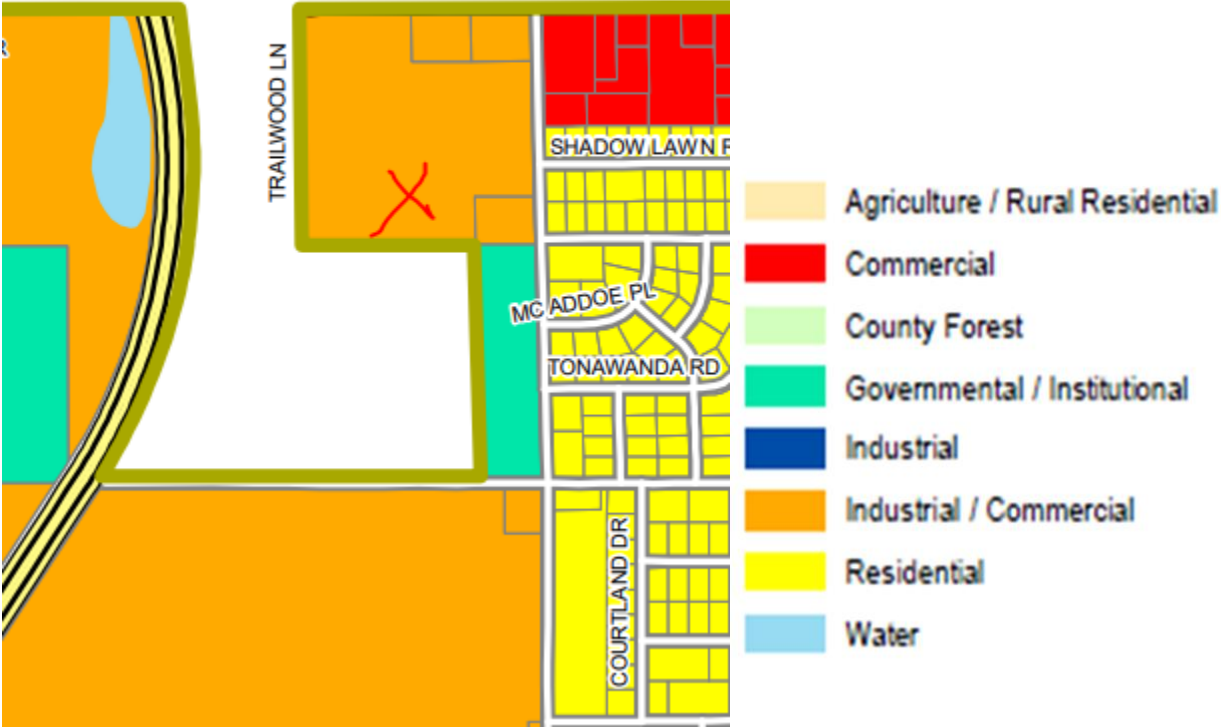
PARCEL # 145-2707-021-0980 (Wausau Limited Partnership)

(Source Data: Marathon Co. GIS)



Map 2: Current Zoning
(Source Data: Village of Kronenwetter)

PARCEL # 145-2707-021-0980 (Wausau Limited Partnership)



Map 3: Future Land Use Map (Source Data: Village of Kronenwetter)

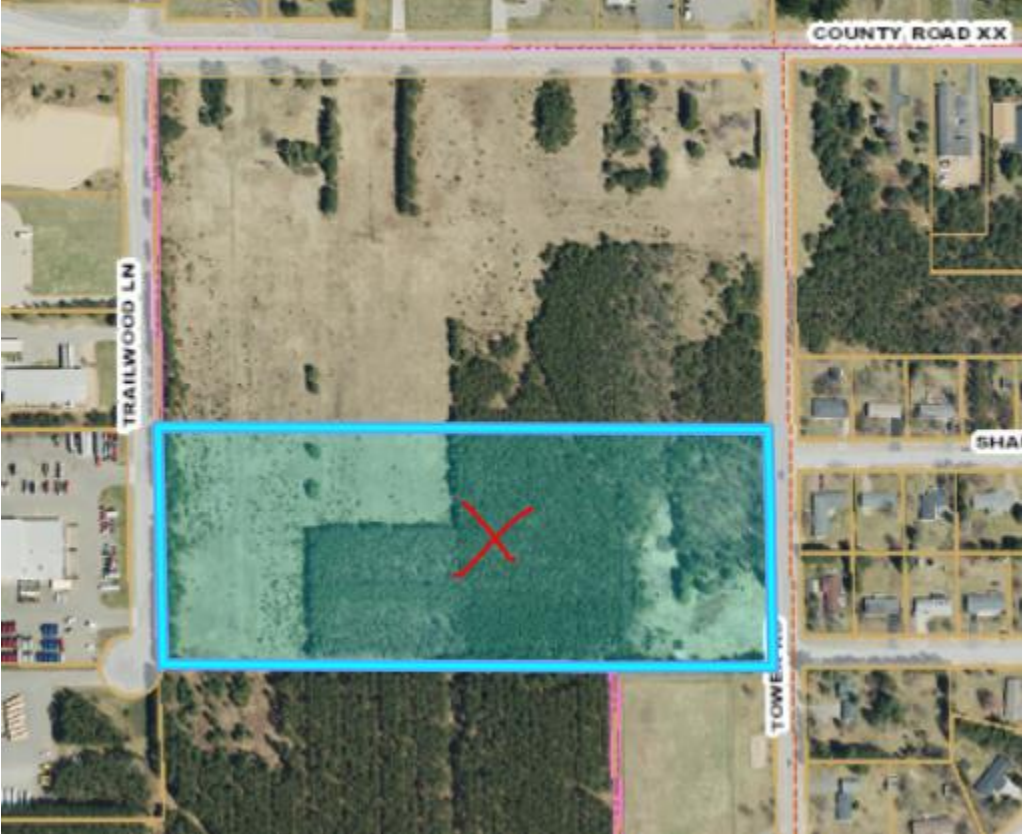
Legal Description of Property:
SEC 02-27-07 PT OF NE 1/4 NE FRL 1/4 - LOT 2 CSM #19700 DOC #1891378

Current Zoning:
BP – Business Park (see Map 2)

**COMPREHENSIVE PLAN
FUTURE LAND USE:**
Industrial (See Map 3)

PARCEL # 145-2707-021-0980 (Wausau Limited Partnership)

LEGAL NOTIFICATION: A legal advertisement was published in the Wausau Daily Herald on Monday, December 1, 2025 and Monday, December 8, 2025. Notice of the zoning change request was sent by regular mail to adjacent property owners within 500 feet of the subject property on December 1, 2025.



Map 4: Aerial Photo
(Source Data: Marathon County)

INTRODUCTION: BP (BUSINESS PARK) to M2 (GENERAL INDUSTRIAL)

Wausau Limited Partnership Rezone Request from BP – Business Park to M2 – General Industrial. The existing 15acre parcel meets the minimum density standards for M2 – General Zoning. Minimum Lot Area (40,000sf), Minimum Lot Width (100ft) and Minimum Lot Public Street Lot Frontage (50ft). The proposed rezone from BP to M2 is consistent with the Future Land Use Map and complies with the Project Plan requirements of TID #1.

FINDINGS OF FACT AND RECOMMENDATION OF THE VILLAGE PLAN COMMISSION

Within forty-five (45) days after the close of the hearing on a proposed amendment, the Village Plan Commission shall make written findings of fact and shall submit the same together with its recommendations to the Village Board. Where the purpose and effect of the proposed amendment are to change the zoning classification of a particular property, the Village Plan Commission shall make findings based upon the evidence presented to it in each specific case with respect to the following matters:

PARCEL # 145-2707-021-0980 (Wausau Limited Partnership)

1. *Is the proposed rezoning consistent with the Comprehensive Plan, as is required by Wisconsin Statutes?*
 - Yes. The proposed rezone from BP to M2 is consistent with the Future Land Use Map and complies with the Project Plan requirements of TID #1.
No less than 50 percent of the area in the District is suitable for industrial development and has been zoned for industrial use.
Any property that is found suitable for industrial sites and is zoned for industrial use will remain zoned for industrial use for the life of TID #1.

2. *Does the rezoning further the purpose and intent of this Chapter?*
 - Yes. Rezoning this property from BP to M2 satisfies the Zoning Ordinance's purpose of Implementing the comprehensive plan to the extent possible under zoning, Managing growth and the impacts of land development; and Promoting high-quality and sustainable community design.

3. *Does rezoning address any of the following that is not properly addressed on the current Official Zoning Map?*
 - No Keeps it the same.

4. *Does the proposed zoning district maintain the desired consistency of land uses, land use intensities, and land use impacts as related to the environs of the subject property?*
 - Yes. Changing the Zoning District from BP to M2 allows land use types that are “permitted uses” within M2 that were previously listed as “conditional uses” within BP – Business Park. This is consistent with the intent of TID #1,an Industrial TID.

5. *Does the rezoning meet the minimum requirements for frontage or parcel size?*
 - Yes. The proposed property will meet all minimum requirements.

5. *For applications to rezone land to a multi-family, commercial, or industrial zoning district, is, or will there be, adequate public infrastructure available to accommodate the range of uses allowed in that zoning district?*
 - Yes. There is adequate public infrastructure available to accommodate the range of uses allowed within the zoning district.

RECOMMENDED MOTION

Motion to approve the Zoning Change Request for Wausau Limited Partnership from BP – Business Park to M2 – General Industrial as presented.

VILLAGE OF KRONENWETTER
Marathon County, Wisconsin
An Ordinance Amending the Official Zoning Map of the Village of Kronenwetter
REZONE
ORDINANCE NO.: 25-014

WHEREAS, the Plan Commission of the Village of Kronenwetter having held a public hearing on the 15th day of December, 2025 pursuant to the required notice and upon the application of the Village of Kronenwetter, to change the zoning of the premises described herein pursuant to Section 520-118 of the General Code of the Village; and

WHEREAS, the Plan Commission following said hearing having submitted its findings *and recommendations* to the Village Board,

NOW THEREFORE, BE ORDAINED by the Village of Kronenwetter Village Board, as follows:

SECTION 1: The following described property, which is presently zoned (BP) Business Park shall be rezoned to M2 (General Industrial). Legal description of this property: SEC 02-27-07 PT OF NE 1/4 NE FRL 1/4 - LOT 2 CSM #19700 DOC #1891378. Village of Kronenwetter, Marathon County, Wisconsin. Parcel # 145-2707-021-0980.

SECTION 2: The Zoning Administrator shall make the necessary alterations upon the Official Zoning Map of the Village of Kronenwetter to reflect the changes authorized by this ordinance.

SECTION 3: All ordinances and parts of ordinances in conflict herewith are hereby repealed.

SECTION 4: The Plan Commission and Village Board have reviewed this Ordinance and made a positive finding of the review criteria contained in § 520-118(G).

SECTION 5: This ordinance shall be in full force and effect from and after its adoption.

PASSED and ADOPTED this 22nd day of December, 2025

By: _____

Dan Joling, Village President

(SEAL)

ATTEST:

Jennifer Poyer, Village Clerk

Noticed to the public on: _____



REPORT TO RDA, APC, & VILLAGE BOARD

AGENDA ITEM: Budget Amendment #4 – Adjustments to Tax Increment District (TID) #2 Fund Budget - 2025
MEMO DATE: December 09, 2025
PRESENTING COMMITTEES: RDA, APC, & Village Board
COMMITTEE CONTACT:
STAFF CONTACT: Finance Director-John Jacobs
REPORT PREPARED BY: Finance Director-John Jacobs

AGENDA ITEM: Budget Amendment #4 – Adjustments to Tax Increment District (TID) #2 Fund Budget - 2025

OBJECTIVES: Make corrections to the 2025 budget for omissions made to specific line items that were adopted by the Village Board in Nov. 2024 for the original 2025 adopted budget. The identified omissions are in the TID #2 Fund.

ISSUE BACKGROUND/PREVIOUS ACTIONS:

- **Omission #1 & #2: TID #2 FUND:** The 2024B General Obligation Promissory Notes were issued on 10/30/2024, and the debt proceeds were received at that time. There was a 2024 budget for both the revenue proceeds and the capital expenditures. However, since the 2024 borrowing issuance took place in late 2024, none of the expenditures for capital projects occurred in 2024.
- When the 2025 budget was adopted in November 2024, there was no budget inserted and adopted into the 2025 budget at that time for 2025 capital projects that were to be expended in 2025.
- Therefore, the 2025 **expenditure** budget should be amended for TID #2 capital projects to insert in the approved contracts for both engineering and construction costs.
- No 2025 budget amendment is necessary for **“revenues”**, since the borrowing proceeds had already occurred and were recorded correctly in 2024.

PROPOSAL: Amend the 2025 original adopted budget for these previous budgeting omissions presented by the former Finance Director to the Village Board in November 2024, when the original 2025 budget was adopted.

RECOMMENDED ACTION: Recommend the following 2025 budget amendments as follows:

- **TID #2 FUND:**
 - **Account #452-51100-300-001: Professional Engineering Services**
 - Original 2025 Budget = \$0.00
 - Plus: 2025 Budget Amendment = \$147,693.00
 - Amended 2025 Budget = \$147,693.00

Breakdown:

• Lift Station #8 – Construction/Engineering Contract	\$57,719.00
• Kronenwetter Drive - Construction/Engineering Contract	\$43,502.00
• Flanner Rd/Jamroz Rd – Design/Engineering Contract	\$45,000.00
• WPS – Lift Station #8 invoice/move power lines	\$972.00
• Illinois Central – Railroad Permits invoice	<u>\$500.00</u>
• TOTAL COSTS	<u>\$147,693.00</u>

- **TID #2 FUND:**

- **Account #452-51350-300-001: Construction Costs**

- Original 2025 Budget = \$0.00
 - Plus: 2025 Budget Amendment = \$5,061,061.00
 - Amended 2025 Budget = \$5,061,061.00

- Breakdown:**

- Lift Station #8 – Construction Contract \$2,885,962.00
 - Kronenwetter Drive - Construction Contract \$2,175,099.00
 - TOTAL COSTS \$5,061,061.00

TOTAL EXPENDITURE ADDITIONS = \$5,208,754.00

OTHER OPTIONS CONSIDERED: N/A

TIMING REQUIREMENTS/CONSTRAINTS: Present these 2025 budget amendments to RDA, APC, and the Village Board for consideration before the fiscal year ended 12/31/2025. These 2025 budget amendments would then be reflected in the Village’s 2025 audited financial statements when presented to the Village Board in 2026.

ATTACHMENTS (describe briefly): 2026 Adopted Budget – TID #2 Budget – Pages 146 & 147

**VILLAGE OF KRONENWETTER
2026 Proposed Budget
Tax Increment District (TID) #2 Fund - Fund #452**

Account Name	Actual 12/31/2022	Actual 12/31/2023	Actual (Pre-Audit) 12/31/2024	Original Budget 12/31/2025	Amended Budget 12/31/2025	Year-to-Date Actual 8/31/2025	Estimated Year-end 12/31/2025	Dept. Request 2026	Proposed Budget 2026
Beginning Fund Balance (Deficit), January 1st	\$ (1,190,955.99)	\$ (423,812.94)	\$ 509,567.22	\$ 7,808,025.48	\$ 7,808,025.48	\$ 7,808,025.48	\$ 7,808,025	\$ 2,691,862	\$ 2,691,862
REVENUES:									
Property Tax Increment (TID)	\$ 739,897.04	\$ 951,012.83	\$ 844,012.16	\$ 844,012.52	\$ 844,012.52	\$ 880,339.33	\$ 880,339	\$ 958,874	\$ 956,640
State Exempt Computer Aid	41,799.91	41,799.91	41,799.91	41,799.91	41,799.91	41,799.91	41,800	41,800	41,800
Personal Property State Aid	2,495.22	2,495.22	2,495.22	3,301.15	3,301.15	3,301.15	3,301	3,301	3,301
Interest on Investments	6,919.52	30,219.61	84,917.80	310,401.00	310,401.00	86,161.24	125,000	75,000	75,000
Miscellaneous Revenue	1,000.00	2.55	11.56	-	-	-	-	-	-
Proceeds from Long-Term Debt Issued	-	-	6,390,000.00	-	-	-	-	-	-
Debt Premium Proceeds	-	-	301,937.45	250,768.00	250,768.00	-	-	-	-
REVENUES	\$ 792,111.69	\$ 1,025,530.12	\$ 7,665,174.10	\$ 1,450,282.58	\$ 1,450,282.58	\$ 1,011,601.63	\$ 1,050,440	\$ 1,078,975	\$ 1,076,741
EXPENDITURES:									
<u>TID Admin. Staff:</u>									
Salaries & Wages:	\$ 6,631.82	\$ 13,879.69	\$ 16,190.03			\$ 5,544.38			
Administrator	included above	included above	included above	\$ 1,236.00	\$ 1,236.00	included above	\$ 193	\$ 1,160	\$ 1,160
Public Works Director	included above	included above	included above	4,763.75	4,763.75	included above	4,733	4,932	4,932
Community Development Director	included above	included above	included above	865.63	865.63	included above	886	912	912
Finance Director/Treasurer	included above	included above	included above	901.76	901.76	included above	943	3,028	3,028
FICA Taxes	474.96	656.65	1,235.11	594.19	594.19	412.59	517	768	768
Retirement	432.24	511.16	1,083.71	535.93	535.93	385.43	404	504	504
Health Insurance	804.88	883.46	3,082.47	633.77	633.77	1,357.84	1,479	1,479	1,479
Finance Director/Treasurer - Contracted Services	-	-	-	-	-	-	3,331	-	-
Miscellaneous	-	-	-	-	-	67.75	68	-	-
Mileage	-	19.65	-	-	-	229.16	229	-	-
<u>RDA Committee/TIF Joint Review Board Wages:</u>									
RDA Committee - Wages	-	-	-	600.00	600.00	-	144	230	230
RDA Committee - FICA Taxes	-	-	-	-	-	-	11	18	18
<u>TID Misc. Expenditures:</u>									
Legal Fees	7,596.00	2,275.50	3,478.63	-	-	-	-	-	-
Bank/Investment Fees/WDOR Fees	2,053.59	1,900.24	150.00	1,000.00	1,000.00	150.00	150	500	500
Office Supplies	1.27	140.09	110.42	100.00	100.00	191.86	200	200	200
TID Assessment/Revaluation Fees	-	-	-	-	-	-	1,265	8,808	8,808
TID Audit Fees	1,920.00	1,980.00	1,499.20	4,000.00	4,000.00	210.00	4,000	4,400	4,400
TID Consulting Fees	-	9,032.12	12,709.62	10,000.00	10,000.00	-	-	-	-
<u>Capital Projects:</u>									
<u>Engineering Costs:</u>	3,500.00	59,309.20	220,462.66	-	-	94,921.71			
Design/Engineering-Flanner Rd/Jamroz Rd - 2025 budget						included above	45,000	-	-
Constr./Engineering-Lift Station #8 - 2025 budget						included above	57,719	-	-
Constr./Engineering-Kronenwetter Drive - 2025 budget						included above	43,502	-	-
Constr./Engineering-Flanner Rd/Jamroz Rd - 2026 budget							-	12,400	12,400



Report to Village Board

Agenda Item: Fire Department Radio Purchase

Meeting Date: 12/22/2025

Referring Body: APC

Committee Contact: Trustee Sorensen

Staff Contact: Fire Chief Theresa O'Brien

Report Prepared by: Fire Chief Theresa O'Brien

AGENDA ITEM: Approve Radio Purchase

OBJECTIVE(S): Replace outdated radios

HISTORY/BACKGROUND:

PROPOSAL: Approve purchase of 6 radios. 2026 Budget includes the following funds to cover purchase.

Account 100-52200-277-000 Radio Maint \$20,000

Account 100-52201-391-000 FD Grant (DNR Grant) - \$10,000

EMS Funds – Fund 265 - \$5000

RECOMMENDED ACTION: Give approval for Fire Chief to proceed with ordering 6 radios for the fire department per attached quote from Motorola (Northway Communications)

ATTACHMENTS: Radio Quote



QUOTE-3413122

Billing Address:
 KRONENWETTER FIRE
 DEPARTMENT
 1582 INTERSTATE 39 FRONTAGE
 RD
 KRONENWETTER, WI 54455
 US

Quote Date:12/03/2025
 Expiration Date:02/01/2026
 Quote Created By:
 Scott Pagenkopf
 scott@northwaycom.com
 End Customer:
 KRONENWETTER FIRE DEPARTMENT

Contract: 24752 - WCA

Summary:

Any sales transaction resulting from Motorola's quote is based on and subject to the applicable Motorola Standard Terms and Conditions, notwithstanding terms and conditions on purchase orders or other Customer ordering documents. Motorola Standard Terms and Conditions are found at www.motorolasolutions.com/product-terms.

Line #	Item Number	Description	Qty	List Price	Sale Price	Ext Sale Price
	APX™ 6000 Series	APX6000 XE				
1	H98KGF9PW6BN	PORTABLE RADIO APX6000 VHF MHZ MODEL 2.5	6	\$3,924.00	\$2,864.52	\$17,187.12
1a	Q667BB	ADD: ADP ONLY (NON-P25 CAP COMPLIANT) (US ONLY)	6	\$0.00	\$0.00	\$0.00
1b	QA02006AA	PORTABLE RADIO ENH: APX6000XE RUGGED RADIO	6	\$942.00	\$687.66	\$4,125.96
1c	Q58AL	ADD: 3Y ESSENTIAL SERVICE	6	\$184.00	\$184.00	\$1,104.00
1d	QA09000AA	ADD: DIGITAL TONE SIGNALING	6	\$177.00	\$129.21	\$775.26
1e	H35BU	ADD: CONVENTIONAL OPERATION	6	\$589.00	\$429.97	\$2,579.82
1f	QA09113AB	ADD: BASELINE RELEASE SW	6	\$0.00	\$0.00	\$0.00
1g	Q806BM	ADD: ASTRO DIGITAL CAI OPERATION	6	\$607.00	\$443.11	\$2,658.66
2	PMMN4135B	PORTABLE RSM XVP850, IP68, WITH KNOB	6	\$543.13	\$396.48	\$2,378.88
3	NNTN8844B	CHARGER, DESKTOP MULTI UNIT 6 W/DISPL, IMPRES 2 US	1	\$1,824.56	\$1,331.93	\$1,331.93

Grand Total**\$32,141.63(USD)**

Any sales transaction following Motorola's quote is based on and subject to the terms and conditions of the valid and executed written contract between Customer and Motorola (the "Underlying Agreement") that authorizes Customer to purchase equipment and/or services or license software (collectively "Products"). If no Underlying Agreement exists between Motorola and Customer, then Motorola's Standard Terms of Use and Motorola's Standard Terms and Conditions of Sales and Supply shall govern the purchase of the Products.
 Motorola Solutions, Inc. 500 West Monroe, United States - 60661 - #: 36-1115800