



CITY OF KETCHUM, IDAHO SPECIAL CITY COUNCIL MEETING

Wednesday, July 29, 2020, 4:00 PM

480 East Avenue, North, Ketchum, Idaho

Agenda

In recognition of the Coronavirus (COVID-19), members of the public may observe the meeting live on the City's website at ketchumidaho.org/meetings. If you would like to comment on an agenda item, please submit your comment to participate@ketchumidaho.org by noon the day of the meeting. Comments will be provided to the City Council.

- CALL TO ORDER: By Mayor Neil Bradshaw
- ROLL CALL
- COMMUNICATIONS FROM MAYOR AND COUNCILORS
- CONSENT AGENDA: Note: **(ALL ACTION ITEMS)** The Council is asked to approve the following listed items by a single vote, except for any items that a Councilmember asks to be removed from the Consent Agenda and considered separately
 1. Recommendation to approve Annual Alcohol License - Director of Finance & Internal Services
Grant Gager
- NEW BUSINESS (no public comment required)
 2. Overview of financial status of FY 19/20 year to date - Director of Finance & Internal Services
Grant Gager
 3. Overview of 20/21 Draft Budget—Mayor Neil Bradshaw
- ADJOURNMENT

If you need special accommodations, please contact the City of Ketchum in advance of the meeting.

This agenda is subject to revisions and additions. Revised portions of the agenda are underlined in bold.

Public information on agenda items is available in the Clerk's Office located at 480 East Ave. N. in Ketchum or by calling 726-3841.

Visit www.ketchumidaho.org and sign up for notifications on agendas, meeting packets, dates and more.

Like us on [Facebook](#) and follow us on [Twitter](#).

Thank you for your participation.

We look forward to hearing from you



City of Ketchum

July 29, 2020

Mayor Bradshaw and City Councilors
City of Ketchum
Ketchum, Idaho

Mayor Bradshaw and City Councilors:

Recommendation to Approve Alcohol Beverage Licenses

Recommendation and Summary

Staff is recommending the council to approve the license and adopt the following motion:

I move to approve Alcohol Beverage Licenses for the applicant included in the staff report.

The reasons for the recommendation are as follows:

- Ketchum Municipal Code Requires certain licenses to sell liquor, beer or wine.
- At this time, the application is for the period of August 1, 2020 – July 31, 2021, the Council approval is requested to complete the process of issuing such beer, wine and liquor licenses.

Introduction and History

In accordance with Municipal Code 5.04.020, Alcoholic Beverage Sales, it is unlawful for any person to sell liquor, beer, or wine at retail or by the drink within the City without certain licenses as required pursuant to Ordinance 367. All City licenses for liquor, beer, and wine expire annually and require renewal by August 1st. The businesses will be vending beer, wine and liquor on premise (wine is included in the liquor fees) and not to be consumed on premise, per application.

Analysis

At this time, the following businesses has filed for their license and Council approval is requested to complete the process of issuing such beer, wine and liquor licenses.

Financial Impact

- The City of Ketchum will realize revenue of \$810.00 from approval of these licenses in accordance with the current fee structure.

<u>Company</u>	<u>Beer Consumed on Premises</u>	<u>Beer Not to be Consumed on Premises</u>	<u>Wine Consumed on Premises</u>	<u>Wine Not to be Consumed on Premises</u>	<u>Liquor</u>	<u>Approved by Council for 2020-21</u>	<u>Total Amount of Fees</u>
The Boho Lounge	X	X			X	7/29/2020	810

Sincerely,

Grant Gager
Director of Finance and Internal Services
Attachments: Alcohol applications



City of Ketchum

Beer, Wine & Liquor-by-the Drink License Application

Submit completed application and fees below to the City Clerk Office, PO Box 2315, 480 East Ave. N., Ketchum, ID 83340. If you have questions, please contact Business License & Tax Specialist, Kathleen Schwartzenberger at taxes@ketchumidaho.org or (208) 726-3841.

APPLICANT INFORMATION		
Applicant Name:	Wood River Whiskey, LLC	Doing Business As: The Bchounge
Physical Address where license will be displayed:	1315 Washington Avenue Ketchum	
Mailing Address:	POB 2497 Hailey, ID 83333	
Recorded Owner of Property:	William J Weidner	
Applicant Phone Number:	208-720-9281	Applicant Email: hannah@thebchounge.com
STATE LICENSE No. 20000	(copy required)	COUNTY LICENSE NO: (copy required)
Corporation: <input type="checkbox"/> Partnership: <input type="checkbox"/> Individual: <input checked="" type="checkbox"/> If Applicant is a Partnership or Corporation, is the corporation authorized to do business in Idaho? Yes <input type="checkbox"/> No <input checked="" type="checkbox"/>	List names and addresses of corporation officers and/or partners: William Weidner POB 9455 Ketchum ID 83340	
BEER LICENSE FEES		
<input checked="" type="checkbox"/>	Draft or Bottled or Canned Beer to be consumed on premises	\$200.00
<input checked="" type="checkbox"/>	Bottled or Canned Beer NOT to be consumed on premises	\$ 50.00
WINE LICENSE FEES		
	Wine, to be consumed on premises	\$200.00
	Wine, NOT to be consumed on premises	\$200.00
LIQUOR LICENSE FEES		
<input checked="" type="checkbox"/>	Liquor by the Drink (Note: Liquor fee includes wine)	\$560.00
Total Fees Due		\$ 810
ADDITIONAL INFORMATION		
Has the applicant, any partners of the applicant, any member of the applying partnership, the active manager of the applying partnership or any officer of the applying corporation been convicted of a violation of any law of the State of Idaho, or any other state, or of the United States regulating, governing, or prohibiting the sale of alcoholic beverages or intoxication liquor, and has any one of them within the last three years forfeited or suffered the forfeiture of a bond for his/her appearance to answer charges of any such violation? Yes <input type="checkbox"/> No <input checked="" type="checkbox"/>		
Has the applicant or any partner or actual active manager or officer of the applicant been convicted of any felony within the last five years? Yes <input type="checkbox"/> No <input checked="" type="checkbox"/>		

2326A

Applicant agrees to observe all City ordinances, laws and conditions imposed. Applicant agrees to defend, hold harmless and indemnify the City of Ketchum, its officers and employees from all liability claims, suits and costs arising from incidents or accidents occurring under this permit. Applicant certifies that s/he has read and examined this application and that all information contained herein is true and correct.

The undersigned hereby acknowledges and consents that the License(s) requested are subject to the provisions of the Ketchum Municipal Code, Title 5, Chapter 5.04 (amended by Ordinance 882), City of Ketchum, Idaho, Blaine County.

William D. Wedel

President

Applicant Signature

Relation to Business

7.21.20

Date

Kathleen Schwartzenberger

City Clerk or Deputy Signature

OFFICIAL USE ONLY		
Date Received: <u>7.22.2020</u>	License Fee Paid: <u>\$810</u>	License No: <u>23210A</u>
<i>To the City Council, Ketchum, Idaho;</i> The undersigned, a Corporation <input type="checkbox"/> Partnership <input type="checkbox"/> Individual <input checked="" type="checkbox"/> , does hereby make application for a license to sell during the year of August 1, <u>2020</u> - July 31, <u>2020</u>		
Approved by City of Ketchum Idaho by:		
<hr/>		
Mayor		

7.29.2020 Approval



City of Ketchum
FY 2020-21
Proposed Budget

Small Town Big Life



CITY OF KETCHUM

FISCAL YEAR 2020-21

PROPOSED BUDGET

MAYOR

Neil Bradshaw

CITY COUNCIL

Amanda Breen, President

Michael David

Courtney Hamilton

Jim Slanetz

CITY ADMINISTRATOR

Suzanne Frick

CITY TREASURER

Grant Gager



Mayor Neil Bradshaw's Budget Message

Pandemics do not make for easy planning. Uncertainty reduces revenue visibility. The only defensible approach is to be cautious and conservative in our revenue forecast. This budget is about managing in uncertain times and focusing our spending on core municipal services.

Priorities focus on "essential services" while discretionary items will see reductions in funding

In 2021, we will focus our spending on our core deliverables of public safety, infrastructure, and responsible stewardship of our land and resources. Essential services such as fire, streets, youth recreation, planning and building need to be adequately funded to deliver our commitment to provide responsive municipal services to our community. I am recommending that we reduce funding in discretionary items such as marketing, travel, events, Wagon Days, and certain capital projects. I also recommend no increase in employee wages.

Priorities – Core municipal services:

- 1) **Public Safety:** We have maintained funding of the fire department for ongoing personnel and capital needs. The savings the City will realize from a change in the State's required pension contribution for firefighters has been reprogrammed to fund the lease payment on the aerial tower acquired last July.
- 2) **Infrastructure:** We have provided all departments with the tools and capital equipment necessary to keep the City in state of good repair. Additional sidewalk maintenance, a study concerning Warm Springs Road, and implementation of computer-aided dispatch are also funded.
- 3) **Stewardship of our land and resources:** Retirement of the Ketchum Springs Line continues with the goal of completing the project in FY 21. When we are complete, miles of leaking line will have been retired saving countless gallons of water each year. Recognizing the importance of conserving our water resources, the City will embark on a low-flow fixture conversion program across all City facilities.
- 4) **Our people:** Our employees make it happen and get it done. While we have eliminated some unfilled positions, I am committed to keeping all of our excellent staff. No pay increases are proposed although the City will absorb the 1% increase in health benefits.

Savings – discretionary items:

- 1) **Strategic belt-tightening:** Proposed savings primarily focused on the reduction of spending on travel/training, operating supplies, and other materials and totaled \$25,000.
- 2) **Reductions in existing contract for services:** We have reduced our funding to Mountain Rides (25%), Visit Sun Valley (100%), KIC (100%) and the Sheriff (5%). Total savings from these actions amount to almost \$775,000.

Revenue reductions as COVID impacts sales taxes and local option taxes:

- 1) **State Sales Tax:** Consistent with AIC guidelines, we are forecasting a reduction in State Sales Tax revenue of 0.2%. Reductions to gas tax receipts will be most impactful.

- 2) **Local Option Tax (LOT):** We estimate a reduction in LOT revenue of 34% or \$850,000.
- 3) **Fee Revenue:** Fee revenue for planning and building is expected to decrease by approximately \$200,000.

I present a budget that I believe addresses the current health and economic crisis that we face, that is both conservative in its revenue assumptions and prudent in its spending. Our budget is adjusted but our vision remains the same for Ketchum, a city that is **vibrant, connected, sustainable and safe**.

Aligned with this vision, here are some highlights from the \$33m Budget:

Vibrant:

Events – We have reduced our event budget by 33% to \$50,000. We will still deliver events that are worthy of our tourist economy while being good stewards of our LOT revenues. The budget for Wagon Days, our City’s flagship event, is reduced by 30% to \$85,650.

Housing – we have appropriated a total of \$2.3m in the in-lieu fund to pursue housing opportunities in FY 2020. This may take the form of tax-credit applications or land acquisitions. Year-round vibrancy starts with year-round residents and we are focused on encouraging projects that increase our inventory of long-term rentals.

Arts – We have included \$10,000 for art projects around town.

Connected:

Transportation – We have budgeted to fund Mountain Rides at \$469,000, a reduction in spend but still approximately a 51% share of total municipality funding within the valley. Mountain Rides has been able to secure additional COVID funding to maintain current service levels.

Mobility – We have \$100,000 for sidewalk repairs to enhance walkability and will begin studying the Warm Springs and Saddle Road intersection for improvements.

Outreach – The budget includes \$50,000 for public outreach around the planning process for the Forest Service Park and potential completion of the 4th Street Heritage Corridor and hosting Open House events that seek community input on other civic ideas.

Sustainable

Economic – We are seeing a tremendous influx on new residents into the area as well as tourists to our town. This emphasizes the importance of focusing our spend on the infrastructure to support that growth. As such, marketing dollars are reallocated to supporting the staff that plow and maintain our streets and our first responders that service north valley with ambulance and fire response.

Environmental – We have provided \$50,000 to complete the water savings project that will replace city fixtures with low-flow alternatives. We have also re-opened our search for a Utility Director with oversight on Water and Waste as well as a focus on sustainability projects.

Water – The replacement of the Ketchum Springs line is into its 4th year of work. Its completion will annually reduce water leakage while reducing annual pumping costs.

Safe:

Fire – We have already made significant strides in increasing the funding of the fire department with the purchase of a new fire truck. We will be funding capital equipment and personal protection. We will also be adding \$8,600 to the Fire CIP fund for future capital purchases.

Sheriff – In working with the Sheriff, we have eliminated one officer position that have led to a savings of \$79,000 (5%) over the previous year and we propose a contract of \$1.4m this year.

Table of Contents

Executive Summary	Page 1
General Fund Revenue Summary	Tab 1
Legislative and Executive Budget	Tab 2
Administrative Services Budget	Tab 3
Fire and Rescue Department Budget	Tab 4
Fire Trust Fund Budget	Tab 5
Law Enforcement Budget	Tab 6
Police Trust Fund	Tab 7
Legal Services Budget	Tab 8
Non-Departmental Budget	Tab 9
Recreation Department Budget	Tab 10
Parks and Recreation Trust Fund Budget	Tab 11
Planning and Building Budget	Tab 12
Development Services Trust Fund Budget	Tab 13
Streets & Facilities Budget	Tab 14
Water Division Budget	Tab 15
Wastewater Division Budget	Tab 16
General Fund Capital Improvement Budget	Tab 17
Community Housing In-Lieu Fund Budget	Tab 18
General Obligation and Debt Service Fund Budget	Tab 19
Local Option Tax Fund Budget	Tab 20
Wagon Days Fund Budget	Tab 21
Fund Balance Summaries	Tab 22



Executive Summary

The budget for FY 2020/21 provides for approximately \$33.6 million in expenditures including a \$10,317,770 General Fund to support City operations.

Operating expenses are generally best supported by on-going revenues such as property taxes, state tax sharing, and transfers from other funds like LOT. Capital improvement projects should be primarily supported by one-time funds resulting from either unbudgeted revenues or budgeted funds that were unspent in prior years. Because these funds are non-recurring, they are typically not used to support on-going operational expenses.

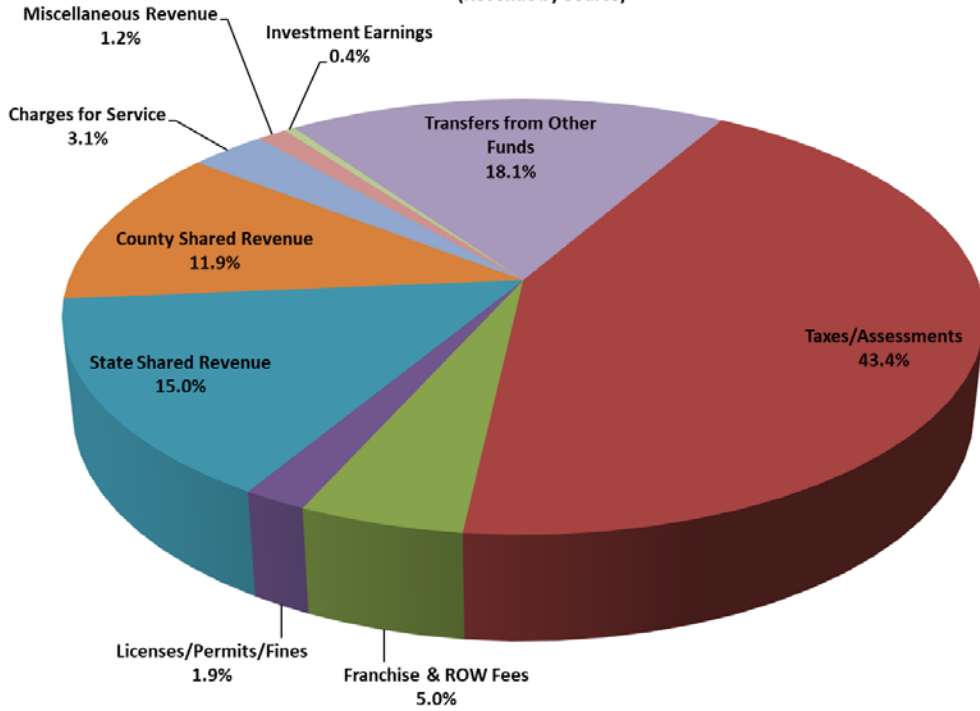
In FY 20, the City of Ketchum had deviated from standard practice by using certain one-time funds to balance the budget. This imbalance has been corrected in the Mayor's proposed FY 21 budget which balances operating revenues with operating expenditures. The proposed budget provides funding for essential City operations while leaving the City with an anticipated 16.66% fund balance at the end of the year; this level is in congruence with Council direction provided during the FY 20 budget process that lowered the target fund balance level below the historical 17% target.

The following pages provide a graphical summary of the FY 21 budget before detail on revenues and expenditures by fund and department are presented in sections 1 through 22 of this book.

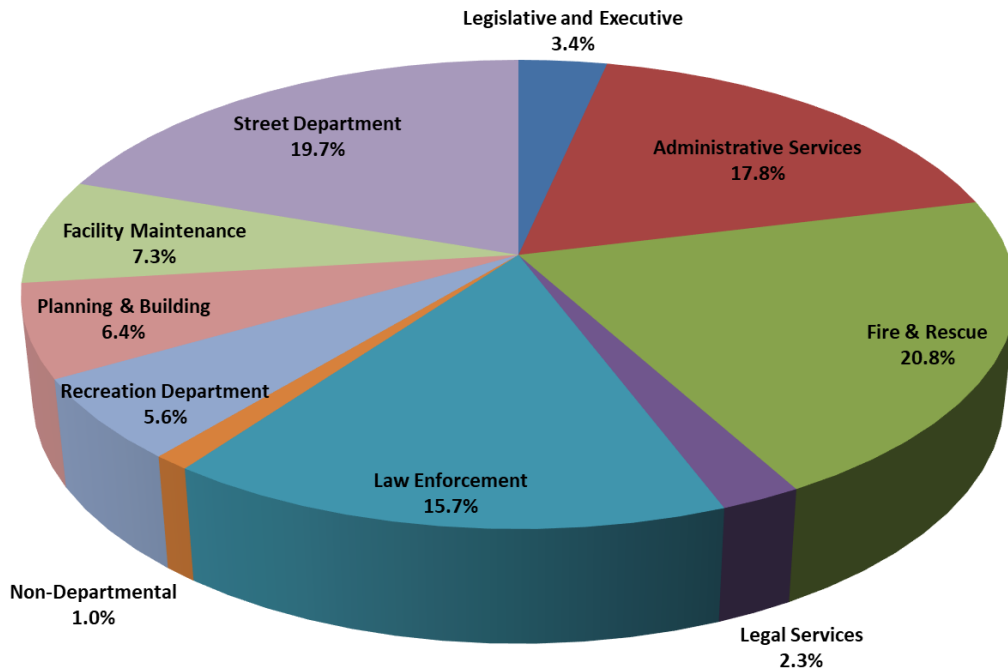
**BUDGET SUMMARY (BY FUNDS)
CITY OF KETCHUM PROPOSED BUDGET
FISCAL YEAR 2020-2021**

Fund	RESOURCES			TOTAL	REQUIREMENTS						TOTAL APPROP. BUDGET	Unapprop.	TOTAL APPROP. & UNAPPROP
	Beginning Balance	Revenue	Transfers		Personal Services	Materials & Services	Capital Outlay	Transfers	Debt Service	Conting.			
General	1,720,358	8,453,796	1,863,974	12,038,128	6,352,576	3,695,793	2,000	248,830	0	18,571	10,317,770	1,720,358	12,038,128
Dev Trust	38,220	150,000	0	188,220	0	150,000	0	0	0	0	150,000	38,220	188,220
Fire/Res Cap	270,759	11,500	101,430	383,689	0	0	104,330	0	0	0	104,330	279,359	383,689
Fire Constr Cap	9,500,000	0	0	9,500,000	365,000	15,000	9,120,000	0	0	0	9,500,000	0	9,500,000
Law Enf Cap	18,325	900	0	19,225	0	250	0	0	0	0	250	18,975	19,225
Police Trust	97,154	1,500	0	98,654	0	5,000	0	0	0	0	5,000	93,654	98,654
Parks Cap	12,660	10,200	0	22,860	0	0	0	0	0	0	0	22,860	22,860
Parks Trust	193,004	42,050	0	235,054	0	27,000	22,050	0	0	0	49,050	186,004	235,054
Street Cap	367,336	27,500	0	394,836	0	0	232,600	0	0	0	232,600	162,236	394,836
Water	199,105	2,294,522	200,000	2,693,627	646,353	643,610	0	791,359	309,615	0	2,390,937	302,690	2,693,627
Water Cap	82,562	16,200	505,800	604,562	0	0	522,000	0	0	0	522,000	82,562	604,562
Wastewater	1,251,180	2,796,861	0	4,048,040	734,530	664,411	0	926,801	261,500	0	2,587,242	1,460,799	4,048,040
WW Cap	168,529	22,000	440,000	630,529	0	0	462,000	0	0	0	462,000	168,529	630,529
General CIP	884,182	280,200	31,581	1,195,963	0	50,000	513,000	0	0	0	563,000	632,963	1,195,963
ESF Trust	387,229	0	35,000	422,229	0	15,600	405,000	0	0	0	420,600	1,629	422,229
In-Lieu	2,384,519	30,000	0	2,414,519	0	50,000	2,200,000	0	0	0	2,250,000	164,519	2,414,519
G.O. Debt Str	1,946	0	149,835	151,781	0	500	0	0	149,335	0	149,835	1,946	151,781
G.O. Debt Fire	0	615,284	0	615,284	0	615,284	0	0	0	0	615,284	0	615,284
Original LOT	11,386	1,651,000	66,247	1,728,633	0	673,782	0	1,034,465	0	9,000	1,717,247	11,386	1,728,633
Add 1%-LOT	199,206	1,500,000	0	1,699,206	0	1,433,753	0	66,247	0	0	1,500,000	199,206	1,699,206
Wagon Days	9,731	5,650	80,000	95,381	3,500	82,150	0	0	0	0	85,650	9,731	95,381
TOTAL	17,797,389	17,909,163	3,473,867	39,180,419	8,101,958	8,122,133	13,582,980	3,067,702	720,450	27,571	33,622,794	5,557,625	39,180,419
% of TOTAL	45.4%	45.7%	8.9%	100.0%	20.7%	20.7%	34.7%	7.8%	1.8%	0.1%		14.2%	100.0%
			21,383,030										

General Fund Resources Summary (Revenue by Source)

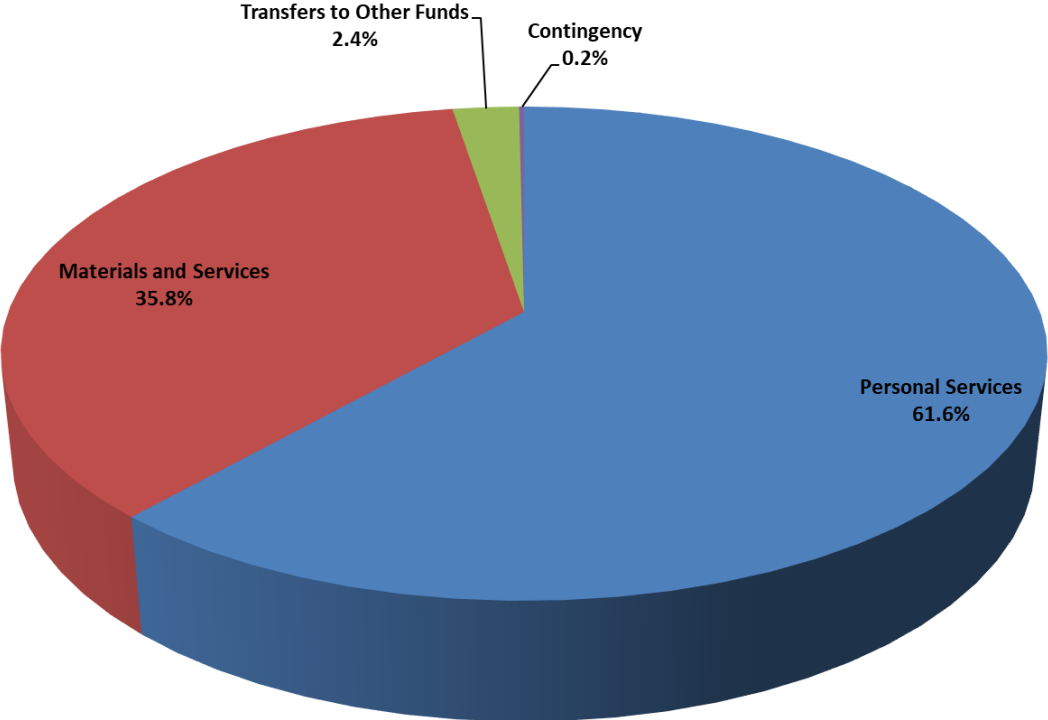


General Fund Requirements Summary (Spending By Department)

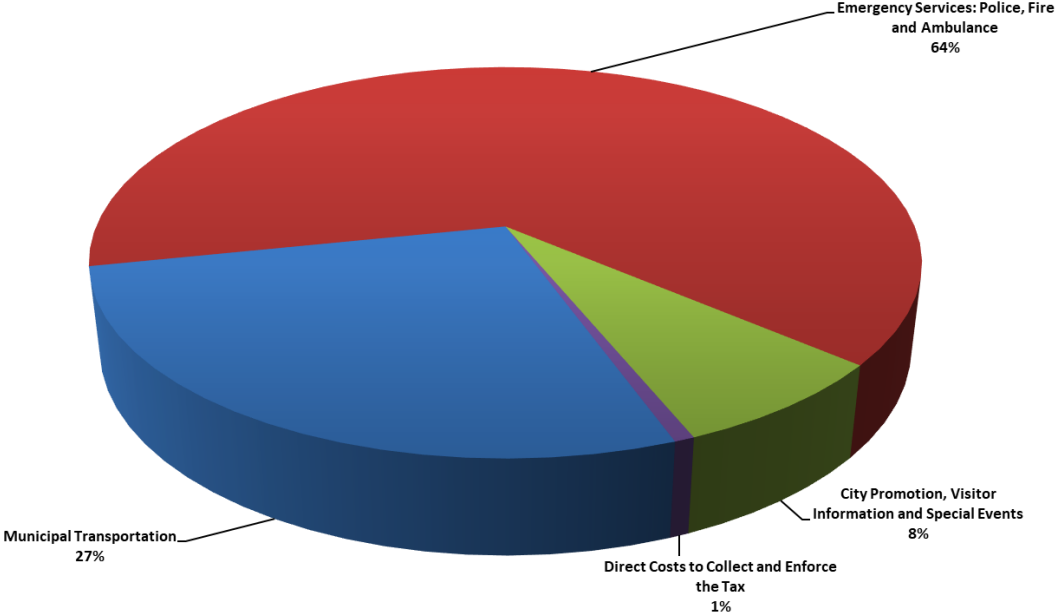


General Fund Requirements Summary

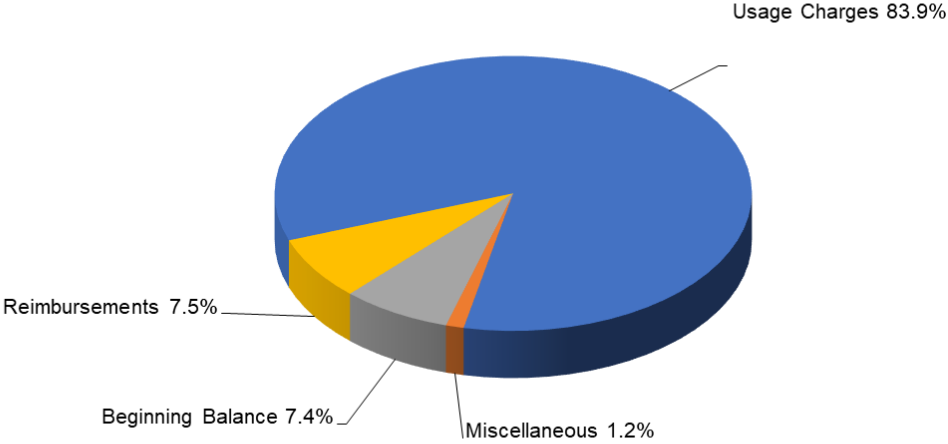
(By Fund Category)



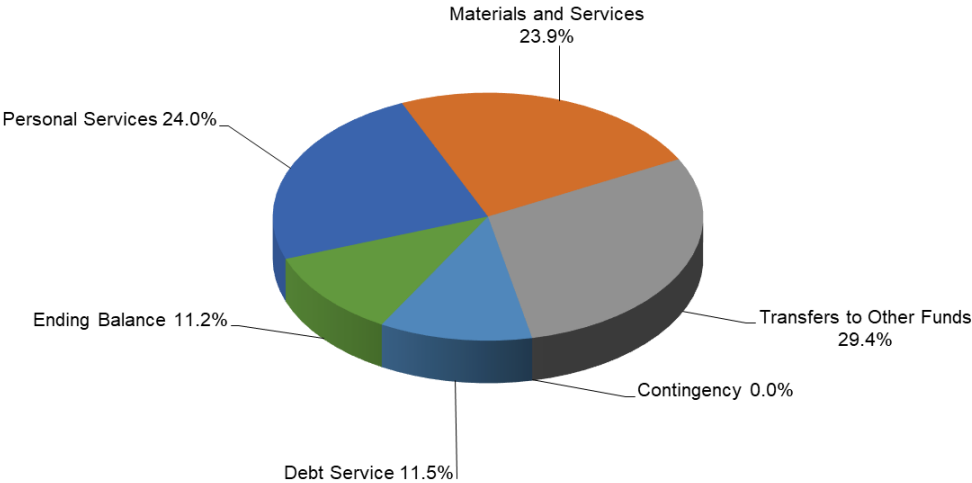
Original LOT Fund Expenditures



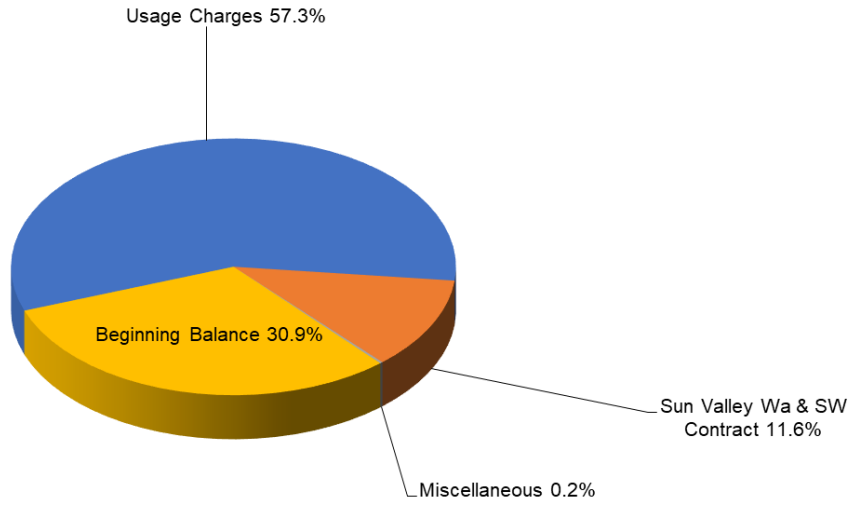
Water Fund Resources



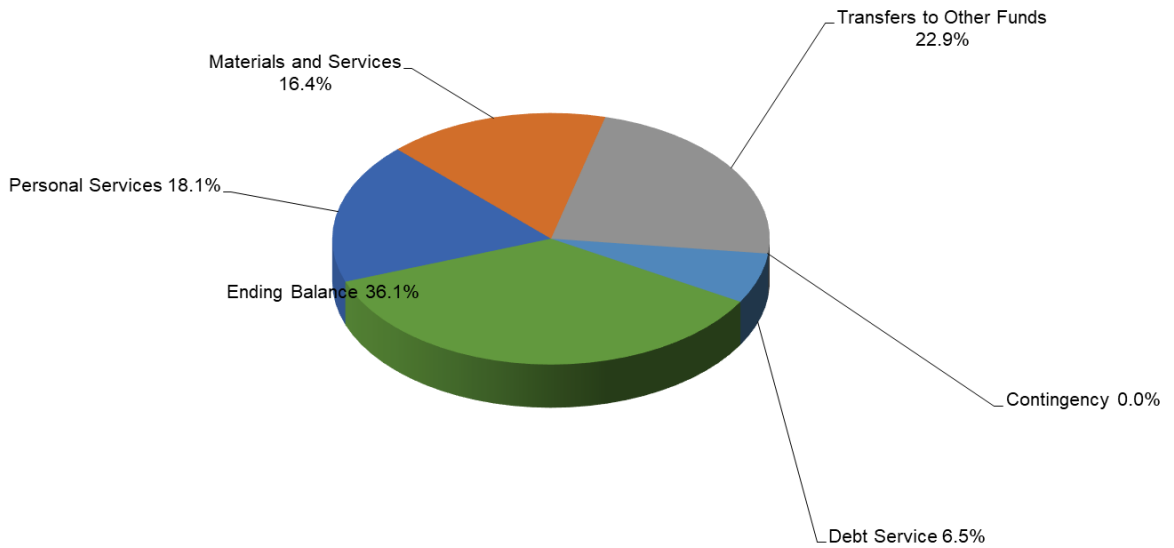
Water Fund Requirements



Wastewater Fund Resources



Wastewater Fund Requirements





General Fund Revenue

The General Fund is the City's primary source of funding for its operations; City functions including snow plowing, park management, permitting, and emergency services are funded from the General Fund.

The General Fund receives revenue from sources that include property taxes, utility franchise fees, state revenue sharing, licenses and permits, and fees for services offered by the City.

FY 2020-21 Highlights

Summary: In FY 21, the proposed General Fund budget anticipates declining revenue from several sources resulting in an overall decrease of 4.1% from the FY 20 budget. The potential for decreased statewide economic activity and tourism as a result of national events is anticipated to negatively impact revenues from the state shared revenue pool, including the highway user revenue account (gas tax).

Similarly, the City has recently observed a decrease in planning and building permit activity and that trend is forecast to continue through FY 21 resulting in approximately \$210,000 less revenue from such sources relative to FY 20. These decreases are mitigated, in part, by a statutory increase in the property tax.

For FY 21, the General Fund revenue of \$10,317,770 is 4.1% lower than the adopted FY 20 budget. Importantly, the proposed General Fund budget does not rely on one-time funds to fund operations in FY 21, as it did in FY 20. The approximately \$135,188 operating deficit that existed in the FY 20 budget has been eliminated in the balanced budget that is proposed for FY 21.

CITY OF KETCHUM
BUDGET REVENUES

GENERAL FUND

	ACTUAL 2018-2019	BUDGET 2019-2020	BUDGET 2020-2021	PCNT CHANG
<u>PROPERTY TAX & FRANCHISE</u>				
01-3100-1000 GENERAL PROPERTY TAXES	4,280,690	4,339,021	4,469,191	3.0
01-3100-1050 PROPERTY TAX REPLACEMENT	11,405	12,474	12,474	.0
01-3100-6110 GAS FRANCHISE	91,968	107,000	107,000	.0
01-3100-6120 T.V. CABLE FRANCHISE	141,967	144,563	144,563	.0
01-3100-6130 WATER UTILITY ROW FEE (5%)	0	91,446	91,446	.0
01-3100-6140 WASTEWATER UTILITY ROW FEE(5%)	0	83,481	83,481	.0
01-3100-6150 SOLID WASTE FRANCHISE	72,250	75,637	75,637	.0
01-3100-9000 PENALTY & INTEREST ON TAXES	13,801	10,000	10,000	.0
TOTAL PROPERTY TAX & FRANCHISE	4,612,080	4,863,621	4,993,792	2.7
<u>LICENSES & PERMITS</u>				
01-3200-1110 BEER LICENSES	13,129	13,450	13,450	.0
01-3200-1120 LIQUOR LICENSES	8,307	8,400	8,400	.0
01-3200-1130 WINE LICENSES	13,350	14,000	14,000	.0
01-3200-1140 CATERING PERMITS	2,340	1,600	1,600	.0
01-3200-1150 OFF-SITE BUS./SPECIAL EVENTS P	17,030	15,000	15,000	.0
01-3200-1400 BUSINESS LICENSES	30,430	32,000	32,000	.0
01-3200-1520 TAXI-LIMO PERMITS	3,625	2,750	2,750	.0
01-3200-2100 BUILDING PERMITS	304,322	180,000	100,000	(44.4)
01-3200-2140 RIGHT-OF-WAY PERMITS	1,520	10,000	10,000	.0
01-3200-2160 STREET EXCAVATION PERMIT FEE	2,514	1,900	1,900	.0
01-3200-2600 SNOW STORAGE PERMITS	200	0	0	.0
TOTAL LICENSES & PERMITS	396,768	279,100	199,100	(28.7)
<u>STATE OF IDAHO SHARED REVENUE</u>				
01-3310-5100 STATE LIQUOR APPORTIONMENT	381,349	368,100	383,368	4.2
01-3310-5200 HIGHWAY USER'S REVENUE - STREE	134,319	130,075	110,163	(15.3)
01-3310-5500 STATE SALES TAX ALLOCATION	102,535	103,615	103,782	.2
01-3310-5600 STATE SHARED REVENUE	966,466	945,517	946,670	.1
TOTAL STATE OF IDAHO SHARED REVENU	1,584,670	1,547,307	1,543,983	(.2)
<u>COUNTY SHARED REVENUE</u>				
01-3320-8400 COUNTY COURT FINES	33,160	25,000	25,000	.0
01-3320-8600 COUNTY AMBULANCE CONTRACT	1,130,421	1,164,330	1,199,260	3.0
TOTAL COUNTY SHARED REVENUE	1,163,581	1,189,330	1,224,260	2.9

CITY OF KETCHUM
BUDGET REVENUES

GENERAL FUND

	ACTUAL 2018-2019	BUDGET 2019-2020	BUDGET 2020-2021	PCNT CHANG
<u>CHARGES FOR SERVICES</u>				
01-3400-1100 PLANNING FEES	129,164	60,000	30,000	(50.0)
01-3400-1104 HOTEL DEVELOPMENT FEES	66,862	0	0	.0
01-3400-1110 BUILDING PLAN CHECK FEES	188,069	125,000	60,000	(52.0)
01-3400-1120 PLANNING PLAN CHECK FEES	130,677	75,000	37,500	(50.0)
01-3400-1130 FIRE PLAN CHECK FEES	130,251	60,000	30,000	(50.0)
01-3400-1500 REPRODUCTION/FINGERPRINT FEES	1,126	1,150	1,150	.0
01-3400-2200 RURAL FIRE PROTECTION FEES	212,218	0	0	.0
01-3400-2250 SPECIAL FIRE FEES	13,454	2,500	2,500	.0
01-3400-3000 ANIMAL TRANSPORTS	25	100	100	.0
01-3400-3600 BANNER FEES	6,825	9,000	9,000	.0
01-3400-6100 BC SCH DIST.PARK MAINT. CONTR	15,000	15,000	15,000	.0
01-3400-6300 PARK YOUTH PROGRAM FEES	119,402	125,000	75,000	(40.0)
01-3400-6320 PARK USER FEES	9,833	15,000	10,000	(33.3)
01-3400-6700 PARK CONCESSION SALES	6,375	13,406	10,000	(25.4)
01-3400-6800 TREE SERVICES	600	400	400	.0
TOTAL CHARGES FOR SERVICES	1,029,880	501,556	280,650	(44.0)
<u>FINES & FEES</u>				
01-3500-1100 PARKING FINES	51,562	24,000	24,000	.0
01-3500-1200 ELECTRIC VEHICLE CHARGING	0	0	250	.0
01-3500-1300 PARKING OPERATIONS	14,358	18,000	18,000	.0
TOTAL FINES & FEES	65,920	42,000	42,250	.6
<u>MISCELLANEOUS REVENUE</u>				
01-3700-1000 INTEREST EARNINGS	81,541	45,000	45,000	.0
01-3700-1020 INTEREST EARNINGS-491 SV ROAD	3	1	1	.0
01-3700-2010 RENT-PARK RESERVATIONS	9,350	6,000	2,500	(58.3)
01-3700-2020 RENT-491 SUN VALLEY ROAD	71,068	68,510	68,510	.0
01-3700-3600 REFUNDS & REIMBURSEMENTS	199,804	50,000	50,000	.0
01-3700-4000 SALE OF FIXED ASSETS-G.G.	11,290	3,500	3,500	.0
01-3700-4100 SALE OF FIXED ASSETS-STREET	462	0	0	.0
01-3700-7000 MISCELLANEOUS	678	250	250	.0
01-3700-7020 FLOOD PLAIN PROG REIMBURSEMENT	5,804	0	0	.0
01-3700-7030 BUILDING PERMIT REIMBURSEMENT	1,623	0	0	.0
01-3700-8701 KETCHUM RURAL REIMB-SAL/BEN	20,317	0	0	.0
01-3700-8703 TRANSFER FROM GENERAL CIP	0	100,000	0	(100.0)
01-3700-8722 REIMBURSEMENT FROM LOT FUND	1,164,256	1,103,317	909,465	(17.6)
01-3700-8763 REIMBURSEMENT FROM WATER FUND	263,146	271,040	279,172	3.0
01-3700-8765 REIMBURSMNT FROM WASTEWATER FD	263,146	271,040	279,172	3.0
01-3700-8798 URA FND REIM-SALARIES/BENEFITS	105,394	105,395	108,557	3.0
TOTAL MISCELLANEOUS REVENUE	2,197,882	2,024,054	1,746,127	(13.7)

CITY OF KETCHUM
BUDGET REVENUES

GENERAL FUND

	ACTUAL 2018-2019	BUDGET 2019-2020	BUDGET 2020-2021	PCNT CHANG
<u>MISCELLANEOUS REVENUE CONT.</u>				
01-3710-8722 LOT FUND REIMB-ADMIN.EXPENSES	2,500	2,500	2,500	.0
01-3710-8763 WATER FUND REIMB-ADMIN.EXPENSE	100,000	103,000	106,090	3.0
01-3710-8765 WW FUND REIMB-ADMIN.EXPENSES	137,759	141,892	146,149	3.0
01-3710-8798 URA FUND REIMB-ADMIN. EXPENSES	31,911	31,911	32,869	3.0
TOTAL MISCELLANEOUS REVENUE CONT.	272,170	279,303	287,608	3.0
<u>FUND BALANCE</u>				
01-3800-9000 FUND BALANCE	0	35,188	0	(100.0)
TOTAL FUND BALANCE	0	35,188	0	(100.0)
TOTAL FUND REVENUE	11,322,951	10,761,459	10,317,770	(4.1)



Legislative and Executive Department

The Legislative and Executive Department budget contains the operating accounts for the Mayor and City Council. The Mayor is the chief executive and the City Council holds the legislative powers including the approval of the budget. The Mayor and Council make policy, the City Administrator carries out that policy.

FY 2020-21 Highlights

Summary: In FY 21, the Legislative and Executive Department joins the citywide effort to reduce costs with a reduction in the travel and training account of \$2,000.

Personnel: No changes proposed.

Capital: Funding is provided for minimal expenditures.

CITY OF KETCHUM
BUDGET EXPENDITURES

GENERAL FUND

	ACTUAL 2018-2019	BUDGET 2019-2020	BUDGET 2020-2021	PCNT CHANG
<u>LEGISLATIVE & EXECUTIVE</u>				
PERSONAL SERVICES:				
01-4110-1000 SALARIES	120,686	120,686	120,686	.0
01-4110-2100 FICA TAXES-CITY	8,550	9,233	9,233	.0
01-4110-2200 STATE RETIREMENT-CITY	13,786	14,410	14,410	.0
01-4110-2400 WORKER'S COMPENSATION-CITY	119	495	495	.0
01-4110-2500 HEALTH INSURANCE-CITY	156,962	165,723	167,380	1.0
01-4110-2505 HEALTH REIMBURSEMENT ACCT(HRA)	787	4,020	4,020	.0
01-4110-2510 DENTAL INSURANCE-CITY	3,377	6,962	6,962	.0
01-4110-2515 VISION REIMBURSEMENT ACCT(HRA)	2,337	962	962	.0
01-4110-2600 LONG TERM DISABILITY	531	531	531	.0
TOTAL PERSONAL SERVICES	307,136	323,022	324,679	.5
MATERIALS AND SERVICES:				
01-4110-3100 OFFICE SUPPLIES & POSTAGE	1,350	3,167	3,167	.0
01-4110-3200 OPERATING SUPPLIES	2,103	2,125	2,125	.0
01-4110-4000 ELECTIONS	0	2,500	2,500	.0
01-4110-4200 PROFESSIONAL SERVICES	8,410	12,600	12,600	.0
01-4110-4800 DUES, SUBSCRIPTIONS & MEMBERSH	110	1,700	1,700	.0
01-4110-4910 MYR/CNCL-TRAINING/TRAVEL/MTG	3,497	3,000	1,000	(66.7)
01-4110-5100 TELEPHONE & COMMUNICATIONS	210	0	0	.0
TOTAL MATERIAL AND SERVICES	15,680	25,092	23,092	(8.0)
CAPITAL OUTLAY:				
01-4110-7400 OFFICE FURNITURE & EQUIPMENT	1,150	1,000	1,000	.0
TOTAL CAPITAL OUTLAY	1,150	1,000	1,000	.0
TOTAL LEGISLATIVE & EXECUTIVE	323,967	349,114	348,771	(.1)

Materials and Services Detail FY 20/21



Dept: Legislative and Executive

Description	FY 18/19 Budget	FY 19/20 Budget	FY 20/21 Budget
Professional Services	\$ 12,600	\$ 12,600	\$ 12,600
Audit	\$ 8,000		
Misc.	\$ 4,600		
Dues, Subscriptions, Memberships	\$ 3,700	\$ 1,700	\$ 1,700
AIC	\$ 1,100		
CAST	\$ 600		
Personnel Training / Travel / Meetings	\$ 7,200	\$ 3,000	\$ 1,000
Misc Meetings	\$ 1,000		

Capital Outlay FY 20/21

Dept: Legislative & Executive



Description	FY 18/19 Budget	FY 19/20 Budget	FY 20/21 Budget
Office Furniture & Equipment	\$ 1,457	\$ 1,000	\$ 1,000

Staffing Analysis FY 20/21



Dept: Legislative & Executive

Position	FY 18/19 Budget	FY 19/20 Budget	FY 20/21 Budget
Mayor	1	1	1
City Council Members	4	4	4
TOTAL	<u>5</u>	<u>5</u>	<u>5</u>



Administrative Services Department

Administrative Services Department budget contains the operating accounts for City Administration as well as the Finance & Internal Services Division. The City Administrator supports the Mayor and City Council, manages the budget, provides oversight of all departments, and provides day-to-day administration of city operations.

The Finance & Internal Services Division, including the City Clerk, is responsible for maintaining ordinances, resolutions, minutes and official records of the Council. In addition, the Division prepares and maintains all finance, accounting, and administrative records relating to city operations while managing centralized functions such as human resources, information technology, procurement, and payroll.

FY 2020-21 Highlights

Summary: In FY 21, the Administrative Services budget incorporates citywide efforts to reduce expenditures without adversely impacting operations. Reductions to various accounts including office supplies, training, travel, and communications contribute to a savings of approximately \$46,000 in materials and services expenditures.

Administrative Services will continue to focus on improving technology by integrating or replacing existing operating systems to eliminate redundancy, improve department coordination, and provide the public greater access to city documents. To support that effort, funding is provided for the on-going records digitization program.

Personnel: The Special Events Manager position has been reclassified, with a reduced salary, within the Department. Additionally, the Assistant City Administrator position has been reclassified to align the responsibilities of the position.

Capital: Funding is provided for minimal expenditures.

CITY OF KETCHUM
BUDGET EXPENDITURES

GENERAL FUND

	ACTUAL 2018-2019	BUDGET 2019-2020	BUDGET 2020-2021	PCNT CHANG
<u>ADMINISTRATIVE SERVICES</u>				
PERSONAL SERVICES:				
01-4150-1000 SALARIES	729,068	745,781	749,601	.5
01-4150-1500 PART TIME SALARIES	5,674	13,899	8,000	(42.4)
01-4150-2100 FICA TAXES-CITY	53,061	58,116	57,915	(.4)
01-4150-2200 STATE RETIREMENT-CITY	83,536	89,046	89,719	.8
01-4150-2400 WORKMEN'S COMPENSATION-CITY	2,181	3,115	3,115	.0
01-4150-2500 HEALTH INSURANCE-CITY	226,012	209,366	264,426	26.3
01-4150-2505 HEALTH REIMBURSEMENT ACCT(HRA)	10,370	9,000	9,000	.0
01-4150-2510 DENTAL INSURANCE-CITY	5,881	11,172	7,356	(34.2)
01-4150-2515 VISION REIMBURSEMENT ACCT(HRA)	6,741	1,635	1,635	.0
01-4150-2550 HEALTH-VISION-CAFETERIA ADMIN	85	0	0	.0
01-4150-2600 LONG TERM DISABILITY	3,005	3,343	3,325	(.5)
01-4150-2700 VACATION/SICK ACCRUAL PAYOUT	0	7,500	5,500	(26.7)
01-4150-2760 EMPLOYEE HOUSING SUBSIDY	12,000	12,000	12,000	.0
01-4150-2800 STATE UNEMPLOYMENT INSURANCE	2,077	10,636	10,782	1.4
TOTAL PERSONAL SERVICES	1,139,690	1,174,609	1,222,374	4.1
MATERIALS AND SERVICES:				
01-4150-3100 OFFICE SUPPLIES & POSTAGE	19,893	20,000	15,000	(25.0)
01-4150-3310 STATE SALES TAX-GEN.GOV. & PAR	737	500	500	.0
01-4150-4200 PROFESSIONAL SERVICES	108,248	80,124	80,124	.0
01-4150-4400 ADVERTISING & LEGAL PUBLICATIO	11,977	9,500	9,500	.0
01-4150-4600 PROPERTY & LIABILITY INSURANCE	93,951	97,073	100,381	3.4
01-4150-4800 DUES, SUBSCRIPTIONS & MEMBERSH	4,628	6,765	6,765	.0
01-4150-4900 PERSONNEL TRAINING/TRAVEL/MTG	6,136	5,653	1,500	(73.5)
01-4150-4902 TRAINNG/TRVL/MTG-CITY ADM/ASST	1	5,271	1,000	(81.0)
01-4150-5100 TELEPHONE & COMMUNICATIONS	72,731	52,500	52,500	.0
01-4150-5110 COMPUTER NETWORK	129,837	108,000	108,000	.0
01-4150-5150 COMMUNICATIONS	86,156	75,000	58,800	(21.6)
01-4150-5200 UTILITIES	33,132	36,000	36,000	.0
01-4150-5900 REPAIR & MAINTENANCE-BUILDINGS	14,768	33,400	33,400	.0
01-4150-5910 REPAIR & MAINT-491 SV ROAD	69,945	55,000	55,000	.0
01-4150-6500 CONTRACTS FOR SERVICES	75,234	70,000	50,000	(28.6)
TOTAL MATERIAL AND SERVICES	727,373	654,786	608,470	(7.1)
CAPITAL OUTLAY:				
01-4150-7400 OFFICE FURNITURE & EQUIPMENT	1,513	1,000	1,000	.0
TOTAL CAPITAL OUTLAY	1,513	1,000	1,000	.0
TOTAL ADMINISTRATIVE SERVICES	1,868,576	1,830,395	1,831,844	.1

Materials and Services Detail FY 20/21



Dept: Administrative Services

Description	FY 18/19 Budget	FY 19/20 Budget	FY 20/21 Budget
Professional Services	\$ 105,124	\$ 80,124	\$ 80,124
Caselle Software Support	\$ 26,448		
Codification updates	\$ 4,000		
Unforeseen Projects	\$ 14,676		
Community Outreach & Information	\$ 35,000		
Dues, Subscriptions, Memberships	\$ 9,265	\$ 6,765	\$ 6,765
IIMC	\$ 500		
Assn of Public Treasurers	\$ 500		
ICCTFOA	\$ 250		
ICMA	\$ 1,319		
Prudential Life	\$ 500		
Misc Subscriptions	\$ 1,700		
HR/Benefits Subscriptions	\$ 1,996		
Personnel Training / Travel / Meetings	\$ 24,924	\$ 10,924	\$ 2,500
Caselle Conference	\$ 1,500		
City Administrator Travel & Training	\$ 1,000		
Computer Network	\$ 95,000	\$ 108,000	\$ 108,000
Ketchum Computers	\$ 75,000		
Hardware, Software & Security Licenses	\$ 33,000		
Contracts for Services	\$ 70,000	\$ 70,000	\$ 50,000
Public Works Project Management	\$ 45,000		
Special Projects Internship	\$ 5,000		

Capital Outlay FY 20/21



Dept: Administrative Services

Description	FY 18/19 Budget	FY 19/20 Budget	FY 20/21 Budget
Office Furniture & Equipment	\$ 5,000	\$ 1,000	\$ 1,000
Office Furniture and Equipment		\$1,000	

Staffing Analysis FY 20/21



Dept: Administrative Services

Position	FY 18/19 Budget	FY 19/20 Budget	FY 20/21 Budget
City Administrator	1	1	1
Assistant City Administrator	1	1	0
Public Affairs & Administrative Services Manager	0	0	1
Director of Finance & Internal Services	1	1	1
City Clerk	1	1	1
Deputy Treasurer	1	1	1
Senior Accountant	0	1	1
Business License & Tax Specialist	1	1	1
Special Event Manager	1	1	0
Administrative Assistant (Public Counter)	0	0	1
Management & Communications Analyst	1	1	1
Accounting & Payroll Specialist	1	0	0
TOTAL	9	9	9



Fire and Rescue Department

The Ketchum Fire and Rescue Department provides municipal fire protection services. The department also provides paramedic level emergency medical care to the City of Ketchum and entire northern Blaine County through a contract for services with the Blaine County Ambulance District. The department is composed of full-time staff that, in addition to being career emergency responders, directly support the paid-on-call firefighters who provide emergency services in our response area. The Ketchum Fire and Rescue Department is the largest, most highly-trained emergency responder agency in the county and takes great pride in delivering the highest quality emergency services to any situation at any time.

FY 2020-21 Highlights

Summary: In FY 21, the Fire and Rescue Department budget is largely consistent with the FY 20 budget which reflected increases requested by department staff. A reduction to certain travel and meeting expenses is included consistent with citywide savings initiatives.

Additionally, the Public Employee Retirement System of Idaho (PERSI) has reduced the City's rate of contribution to the Firefighters Retirement Fund for FY 21 as a result of the Fund no longer having an unfunded liability. The savings associated with that change have been programmed to fund the aerial tower lease.

Personnel: No changes proposed.

Capital: Funding for certain capital equipment purchases is provided along with the aerial tower lease payment. In FY 21, the Fire Capital Improvement Fund will benefit from a \$45,000 transfer from the LOT Fund for certain capital equipment.

With successful passage of the bond measure in FY 20, the Fire Construction Fund is included in this section while the project is under construction. The debt service on the bonds that fund the project appear in the General Obligation section of this book in Tab 19.

CITY OF KETCHUM
BUDGET EXPENDITURES

GENERAL FUND

	ACTUAL 2018-2019	BUDGET 2019-2020	BUDGET 2020-2021	PCNT CHANG
<u>FIRE & RESCUE</u>				
PERSONAL SERVICES:				
01-4230-1000 SALARIES	872,861	982,704	982,704	.0
01-4230-1500 PAID ON-CALL WAGES	167,253	135,000	135,000	.0
01-4230-1510 PD ON-CALL TRAINING-H.SCH	0	5,000	5,000	.0
01-4230-1700 WOOC (WORKING OUT OF CLASS)	0	6,500	6,500	.0
01-4230-1900 OVERTIME	43,558	40,141	40,141	.0
01-4230-2100 FICA TAXES-CITY	85,752	92,298	92,298	.0
01-4230-2200 STATE RETIREMENT-CITY	5,050	4,472	5,389	20.5
01-4230-2300 FIREMEN'S RETIREMENT-CITY	146,578	170,989	120,676	(29.4)
01-4230-2310 DEF.COMP-PD ON CALL/PT EMP	11,997	12,000	12,000	.0
01-4230-2400 WORKMEN'S COMPENSATION-CITY	24,792	40,112	40,112	.0
01-4230-2500 HEALTH INSURANCE-CITY	342,014	375,929	379,688	1.0
01-4230-2505 HEALTH REIMBURSEMENT ACCT(HRA)	8,542	11,956	11,956	.0
01-4230-2510 DENTAL INSURANCE-CITY	9,027	17,536	15,438	(12.0)
01-4230-2515 VISION REIMBURSEMENT ACCT(HRA)	5,907	2,500	2,500	.0
01-4230-2520 WORKMEN'S COMP. COVERAGE	7,582	5,619	5,619	.0
01-4230-2530 EMPLOYEE MEDICAL SERVICES	344	3,000	3,000	.0
01-4230-2535 VEBA	38,700	34,200	39,600	15.8
01-4230-2540 MERP-MEDICAL EXP REIMBURSEMENT	4,800	4,281	4,950	15.6
01-4230-2600 LONG TERM DISABILITY	3,775	5,308	5,308	.0
01-4230-2700 VACATION/SICK ACCRUAL PAYOUT	9,500	9,500	9,500	.0
01-4230-2800 STATE UNEMPLOYMENT INSURANCE	199	2,940	2,940	.0
01-4230-2900 PERFORMANCE AWARDS	270	4,200	4,200	.0
TOTAL PERSONAL SERVICES	1,788,500	1,966,186	1,924,519	(2.1)
MATERIALS AND SERVICES:				
01-4230-3200 OPERATING SUPPLIES FIRE	45,630	29,230	29,230	.0
01-4230-3210 OPERATING SUPPLIES EMS	27,886	43,950	43,950	.0
01-4230-3500 MOTOR FUELS & LUBRICANTS FIRE	6,260	6,600	6,600	.0
01-4230-3510 MOTOR FUELS & LUBRICANTS EMS	2,828	4,280	4,280	.0
01-4230-4200 PROFESSIONAL SERVICES FIRE	9,112	5,575	5,575	.0
01-4230-4210 PROFESSIONAL SERVICES EMS	0	4,840	4,840	.0
01-4230-4220 PROFESSIONAL SRVS FIRE CHIEF	124,412	0	0	.0
01-4230-4900 TRAINING/TRAVEL/MTG FIRE	18,509	13,720	5,720	(58.3)
01-4230-4910 TRAINING EMS	9,029	17,420	17,420	.0
01-4230-4920 TRAINING-FACILITY	1,961	0	2,200	.0
01-4230-5100 TELEPHONE & COMMUNICATION FIRE	7,359	7,735	7,735	.0
01-4230-5110 TELEPHONE & COMMUNICATION EMS	3,658	7,475	7,475	.0
01-4230-6000 REPAIR & MAINT-AUTO EQUIP FIRE	10,963	9,900	9,900	.0
01-4230-6010 REPAIR & MAINT-AUTO EQUIP EMS	686	5,950	5,950	.0
01-4230-6100 REPAIR & MAINT--MACHINERY & EQ	11,549	10,210	10,210	.0
01-4230-6110 REPAIR & MAINT--MACHINERY & EQ	550	2,300	2,300	.0
01-4230-6900 OTHER PURCHASED SERVICES FIRE	2,687	3,250	3,250	.0
01-4230-6910 OTHER PURCHASED SERVICES EMS	1,790	3,250	3,250	.0
TOTAL MATERIAL AND SERVICES	284,868	175,685	169,885	(3.3)
CAPITAL OUTLAY:				
01-4230-7600 OTHER MACHINERY & EQUIP FIRE	948	0	0	.0
TOTAL CAPITAL OUTLAY	948	0	0	.0

CITY OF KETCHUM
BUDGET EXPENDITURES

GENERAL FUND

	ACTUAL 2018-2019	BUDGET 2019-2020	BUDGET 2020-2021	PCNT CHANG
OTHER EXPENDITURES:				
01-4230-8811 TRANSF TO FIRE/RESC CAP. FUND	32,000	90,518	56,430	(37.7)
TOTAL OTHER EXPENDITURES	32,000	90,518	56,430	(37.7)
TOTAL FIRE & RESCUE	2,106,316	2,232,389	2,150,834	(3.7)

CITY OF KETCHUM
BUDGET REVENUES

FIRE & RESCUE CAPITAL IMPR.FND

	ACTUAL 2018-2019	BUDGET 2019-2020	BUDGET 2020-2021	PCNT CHANG
<u>FIRE & RESCUE CIP REVENUE</u>				
11-3400-7220 FIRE IMPACT FEES	15,855	0	8,000	.0
TOTAL FIRE & RESCUE CIP REVENUE	15,855	0	8,000	.0
<u>MISCELLANEOUS REVENUE</u>				
11-3700-1000 INTEREST EARNINGS	9,360	7,200	3,500	(51.4)
11-3700-7000 MISCELLANEOUS	5,500	0	0	.0
11-3700-8701 TRANSFER FROM FIRE/RESCUE	32,000	90,518	56,430	(37.7)
11-3700-8722 TRANSFER FROM LOT	0	0	45,000	.0
TOTAL MISCELLANEOUS REVENUE	46,860	97,718	104,930	7.4
TOTAL FUND REVENUE	62,714	97,718	112,930	15.6

CITY OF KETCHUM
BUDGET EXPENDITURES

FIRE & RESCUE CAPITAL IMPR.FND

	ACTUAL 2018-2019	BUDGET 2019-2020	BUDGET 2020-2021	PCNT CHANG
<u>FIRE/RESC CAPITAL EXPENDITURES</u>				
CAPITAL OUTLAY:				
11-4230-7500 AUTOMOTIVE EQUIPMENT	0	58,518	0	(100.0)
11-4230-7501 AERIAL TOWER LEASE	250,000	0	58,430	.0
11-4230-7600 OTHER MACH & EQUIP	40,512	18,250	45,900	151.5
TOTAL CAPITAL OUTLAY	<u>290,512</u>	<u>76,768</u>	<u>104,330</u>	<u>35.9</u>
TOTAL FIRE/RESC CAPITAL EXPENDITURE	<u>290,512</u>	<u>76,768</u>	<u>104,330</u>	<u>35.9</u>
TOTAL FUND EXPENDITURES	<u>290,512</u>	<u>76,768</u>	<u>104,330</u>	<u>35.9</u>
NET REVENUE OVER EXPENDITURES	<u>(227,798)</u>	<u>20,950</u>	<u>8,600</u>	<u>(59.0)</u>

CITY OF KETCHUM
BUDGET REVENUES

FIRE CONSTRUCTION FUND

	ACTUAL 2018-2019	BUDGET 2019-2020	BUDGET 2020-2021	PCNT CHANG
<u>FUND BALANCE</u>				
42-3800-9000 FUND BALANCE	0	0	9,500,000	.0
TOTAL FUND BALANCE	0	0	9,500,000	.0
TOTAL FUND REVENUE	0	0	9,500,000	.0

CITY OF KETCHUM
BUDGET EXPENDITURES

FIRE CONSTRUCTION FUND

	ACTUAL 2018-2019	BUDGET 2019-2020	BUDGET 2020-2021	PCNT CHANG
<u>FIRE FUND EXP/TRNFRS</u>				
MATERIALS AND SERVICES:				
42-4800-4200 PROFESSIONAL SERVICES	0	0	115,000	.0
42-4800-4205 PROF SERVICES ENGINEERING	0	0	250,000	.0
42-4800-5200 UTILITIES	0	0	15,000	.0
TOTAL MATERIAL AND SERVICES	0	0	380,000	.0
CAPITAL OUTLAY:				
42-4800-7400 OFFICE FURNITURE & EQUIPMENT	0	0	160,000	.0
42-4800-7800 CONSTRUCTION	0	0	8,960,000	.0
TOTAL CAPITAL OUTLAY	0	0	9,120,000	.0
TOTAL FIRE FUND EXP/TRNFRS	0	0	9,500,000	.0
TOTAL FUND EXPENDITURES	0	0	9,500,000	.0
NET REVENUE OVER EXPENDITURES	0	0	0	.0

Materials and Services Detail FY 20/21



Dept: Fire and Rescue

Description		FY 18/19 Budget	FY 19/20 Budget	FY 20/21 Budget
Professional Services		\$ 9,500	\$ 10,415	\$ 10,415
TacSat Annual Usage Fee (Fire & EMS)	\$ 3,000			
Other	\$ 7,415			
Personnel Training / Travel / Meetings		\$ 27,500	\$ 31,140	\$ 25,340
Firefighter 1 Academy	\$ 2,000			
Officer and Firefighter Training	\$ 3,000			
Fire Chief Training	\$ 1,500			
Asst. Fire Chief Training	\$ 1,500			
Meeting & Class Refreshments	\$ 1,000			
Tech Rescue Training	\$ 500			
Training Travel & Lodging	\$ 2,500			
Tuition, Kaplans, EMS Jane, Target Solutions CEU	\$ 5,340			
Recertifications	\$ 5,800			
Training Fire Facility	\$ 2,200			

Capital Outlay FY 20/21



Dept: Fire and Rescue

Description	FY 18/19 Budget	FY 19/20 Budget	FY 20/21 Budget
Capital Outlay	\$ 32,000	\$ 90,518	\$ 104,330
Personal Protective Equipment	\$ 10,000		
Tires	\$ 5,000		
Snow Plow	\$ 7,500		
Hoses	\$ 5,000		
Rope & Harnesses	\$ 7,400		
Computer-aided Dispatch	\$ 11,000		
Aerial Tower Lease	\$ 58,430		

Staffing Analysis FY 20/21



Dept: Fire and Rescue

Position	FY 18/19 Budget	FY 19/20 Budget	FY 20/21 Budget
Fire Chief	1	1	1
Assistant Fire Chief/Fire Marshall	1	1	1
Captain	3	3	3
Sr. Lieutenant	2	2	2
Lieutenant	5	4	4
Engineer/Firefighter	1	0	0
Fire Clerk	1	1	1
TOTAL FULL-TIME STAFFING	<u>14</u>	<u>12</u>	<u>12</u>

On-Call Staffing	FY 18/19 Budget	FY 19/20 Budget	FY 20/21 Budget
Paid On Call Firefighters	40	40	40
TOTAL ON-CALL STAFFING	<u>40</u>	<u>40</u>	<u>40</u>



Fire Trust Fund

The Fire Trust Fund provides budget authority to receive and expend money obtained through grants and donations. Federal law typically requires that that money be accounted apart from other City functions. The fund also provides an avenue to segregate donations to assure that such funds are spent in accordance with the instructions of the donor.

FY 2020-21 Highlights

Summary: No change proposed.

Personnel: No change proposed.

Capital: No change proposed.



Law Enforcement Department

The Ketchum Police Department, contracted through the Blaine County Sheriff's Office, is responsible for upholding and enforcing all local, state, and federal laws while safeguarding and respecting the constitutional rights of the citizens of the City of Ketchum and all who visit here. The Police Department consists of the traditional police functions such as patrol, investigations, administration, and code enforcement.

FY 2020-21 Highlights

Summary: The FY 21 Law Enforcement Department budget includes the contract amount requested by the Blaine County Sheriff. Included in FY 21 is the reduction of one patrol position that was left un-filled when it was vacated in FY 20.

The budget also includes funding for the community service officers based on integrating the officers and code enforcement function into City operations. The community service function joins citywide savings efforts with a reduction to overtime expenditures.

Personnel: The elimination of one patrol position within the Blaine County Sheriff's Office contract is reflected in the budget.

Capital: No changes proposed.

CITY OF KETCHUM
BUDGET EXPENDITURES

GENERAL FUND

	ACTUAL 2018-2019	BUDGET 2019-2020	BUDGET 2020-2021	PCNT CHANG
<u>POLICE</u>				
PERSONAL SERVICES:				
01-4210-1000 SALARIES	91,389	91,237	91,237	.0
01-4210-1900 OVERTIME	4,241	8,000	5,000	(37.5)
01-4210-2100 FICA TAXES-CITY	7,024	8,689	8,159	(6.1)
01-4210-2200 STATE RETIREMENT-CITY	10,379	13,561	13,561	.0
01-4210-2400 WORKMEN'S COMPENSATION-CITY	1,800	2,889	2,769	(4.2)
01-4210-2500 HEALTH INSURANCE-CITY	41,149	55,793	56,350	1.0
01-4210-2505 HEALTH REIMBURSEMENT ACCT(HRA)	1,797	1,638	1,638	.0
01-4210-2510 DENTAL INSURANCE-CITY	1,249	2,688	2,688	.0
01-4210-2515 VISION REIMBURSEMENT ACCT(HRA)	1,055	385	385	.0
01-4210-2600 LONG TERM DISABILITY	365	500	500	.1
01-4210-2800 STATE UNEMPLOYMENT INSURANCE	0	420	409	(2.6)
TOTAL PERSONAL SERVICES	160,448	185,801	182,696	(1.7)
MATERIALS AND SERVICES:				
01-4210-3100 OFFICE SUPPLIES & POSTAGE	1,988	1,600	1,600	.0
01-4210-3200 OPERATING SUPPLIES	2,581	2,000	2,000	.0
01-4210-3600 COMPUTER SOFTWARE	998	1,200	1,200	.0
01-4210-3610 PARKING OPS PROCESSING FEES	3,809	3,000	3,000	.0
01-4210-3620 PARKING OPS EQUIPMENT FEES	6,135	4,500	4,500	.0
01-4210-4200 PROFESSIONAL SERVICES	6,822	4,000	4,000	.0
01-4210-4250 PROF.SERVICES-BCSO CONTRACT	1,617,045	1,503,560	1,425,062	(5.2)
TOTAL MATERIAL AND SERVICES	1,639,378	1,519,860	1,441,362	(5.2)
CAPITAL OUTLAY:				
01-4210-7500 AUTOMOTIVE EQUIPMENT	51,070	0	0	.0
TOTAL CAPITAL OUTLAY	51,070	0	0	.0
TOTAL POLICE	1,850,896	1,705,661	1,624,058	(4.8)

CITY OF KETCHUM
BUDGET REVENUES

LAW ENFORCE.CAPITAL IMP FND

	ACTUAL 2018-2019	BUDGET 2019-2020	BUDGET 2020-2021	PCNT CHANG
<u>LAW ENFORCEMENT CIP REVENUE</u>				
08-3400-7230 LAW ENFORCEMENT IMPACT FEES	785	0	500	.0
TOTAL LAW ENFORCEMENT CIP REVENUE	785	0	500	.0
<u>MISCELLANEOUS REVENUE</u>				
08-3700-1000 INTEREST EARNINGS	372	300	400	33.3
TOTAL MISCELLANEOUS REVENUE	372	300	400	33.3
TOTAL FUND REVENUE	1,157	300	900	200.0

CITY OF KETCHUM
BUDGET EXPENDITURES

LAW ENFORCE.CAPITAL IMP FND

	ACTUAL 2018-2019	BUDGET 2019-2020	BUDGET 2020-2021	PCNT CHANG
<u>LAW ENFORCEMENT CIP EXPENDITUR</u>				
MATERIALS AND SERVICES:				
08-4210-6900 MISCELLANEOUS EXPENSE	0	1	250	24,900.0
TOTAL MATERIAL AND SERVICES	0	1	250	24,900.0
TOTAL LAW ENFORCEMENT CIP EXPENDIT	0	1	250	24,900.0
TOTAL FUND EXPENDITURES	0	1	250	24,900.0
NET REVENUE OVER EXPENDITURES	1,157	299	650	117.4

Materials and Services Detail FY 20/21



Dept: Law Enforcement

Description		FY 18/19 Budget	FY 19/20 Budget	FY 20/21 Budget
Professional Services		\$ 1,498,142	\$ 1,507,560	\$ 1,429,062
	Contracted Law Enforcement	\$ 1,425,062		
	Professional Services	\$ 4,000		

Staffing Analysis FY 20/21



Dept: Law Enforcement

Position	FY 18/19 Budget	FY 19/20 Budget	FY 20/21 Budget
Law Enforcement Contract			
Chief of Police	1	1	1
Sergeant	3	3	3
Patrol Officer	6	6	5
Detective	1	1	1
Administrative Assistant	1	1	1
Records Clerk	1	0	0
TOTAL	<u>13</u>	<u>12</u>	<u>11</u>
City of Ketchum			
Community Services Officer	2	2	2
TOTAL	<u>2</u>	<u>2</u>	<u>2</u>



Police Trust Fund

The Police Trust Fund provides budget authority to receive and expend money obtained through forfeitures and seized assets. Federal law requires that money received through such forfeitures be segregated into separate funds and that the receipt and expenditure of such money be accounted apart from other city functions. Federal law also limits the expenditure of such funds to specific uses, such as drug enforcement, education activities, and capital equipment or improvements.

FY 2020-21 Highlights

Summary: No changes proposed.

Personnel: No changes proposed

Capital: No changes proposed

CITY OF KETCHUM
BUDGET REVENUES

POLICE TRUST FUND

	ACTUAL 2018-2019	BUDGET 2019-2020	BUDGET 2020-2021	PCNT CHANG
<u>MISCELLANEOUS REVENUE</u>				
90-3700-1000 INTEREST EARNINGS	2,397	1,500	1,500	.0
90-3700-6500 DONATIONS - PRIVATE	300	0	0	.0
TOTAL MISCELLANEOUS REVENUE	2,697	1,500	1,500	.0
<u>FUND BALANCE</u>				
90-3800-9000 FUND BALANCE	0	3,500	3,500	.0
TOTAL FUND BALANCE	0	3,500	3,500	.0
TOTAL FUND REVENUE	2,697	5,000	5,000	.0

CITY OF KETCHUM
BUDGET EXPENDITURES

POLICE TRUST FUND

	ACTUAL 2018-2019	BUDGET 2019-2020	BUDGET 2020-2021	PCNT CHANG
<u>POLICE TRUST EXPENDITURES</u>				
MATERIALS AND SERVICES:				
90-4900-6900 MISCELLANEOUS SERVICES & CHARG	0	5,000	5,000	.0
TOTAL MATERIAL AND SERVICES	0	5,000	5,000	.0
TOTAL POLICE TRUST EXPENDITURES	0	5,000	5,000	.0
TOTAL FUND EXPENDITURES	0	5,000	5,000	.0
NET REVENUE OVER EXPENDITURES	2,697	0	0	.0



Legal Services Department

The Legal Department includes funding for the City Attorney and City Prosecutor. A contracted City Attorney provides legal counsel for the City, including the Mayor, City Council, Planning Commission and Staff. The City Attorney performs legal research, negotiates, reviews and drafts contracts, franchises, resolutions and ordinances, monitors federal, state and local laws and regulations and defends City litigation.

FY 2020-21 Highlights

Summary: Continued legal support for Mayor, Council, Planning Commission and Staff.

Personnel: No changes proposed.

Capital: No changes proposed.

CITY OF KETCHUM
BUDGET EXPENDITURES

GENERAL FUND

	ACTUAL 2018-2019	BUDGET 2019-2020	BUDGET 2020-2021	PCNT CHANG
<u>LEGAL</u>				
MATERIALS AND SERVICES:				
01-4160-4200 PROFESSIONAL SERVICES	151,976	187,500	187,500	.0
01-4160-4270 CITY PROSECUTOR	45,239	46,600	46,600	.0
TOTAL MATERIAL AND SERVICES	197,215	234,100	234,100	.0
TOTAL LEGAL	197,215	234,100	234,100	.0

Materials and Services Detail FY 20/21



Dept: Legal Services

Description		FY 18/19 Budget	FY 19/20 Budget	FY 20/21 Budget
Professional Services		\$ 234,100	\$ 234,100	\$ 234,100
	City Attorney Contract	\$ 187,500		
	City Prosecutor	\$ 46,600		



Non-Departmental Department

The Non-Departmental section of the budget contains initiatives not otherwise associated with a specific department. In FY 21, the funds support contracts dedicated to citywide efforts that benefit all departments and transfers out of the General Fund to support other funds (including Capital Improvement and Trust Funds).

FY 2020-21 Highlights

Summary: In FY 21, funding for Sun Valley Economic Development (SVED) remains in the Non-Departmental section of the budget consistent with the FY 20 level.

The existing City contracts with the Ketchum Innovation Center (KIC) and Ketchum Community Development Corporation (KCDC) are not proposed to receive funding in FY 21 as part of citywide efforts to control costs.

Personnel: No personnel are in this Department.

Capital: No capital is proposed in this Department.

CITY OF KETCHUM
BUDGET EXPENDITURES

GENERAL FUND

	ACTUAL 2018-2019	BUDGET 2019-2020	BUDGET 2020-2021	PCNT CHANG
<u>NON-DEPARTMENTAL</u>				
MATERIALS AND SERVICES:				
01-4193-4500 1ST/WASHINGTON RENT	48,000	36,000	36,000	.0
01-4193-6500 CONTRACT FOR SERVICE	172,500	164,000	9,000	(94.5)
01-4193-6601 MASTER TRANSPORTATION PLAN	8,571	0	0	.0
TOTAL MATERIAL AND SERVICES	229,071	200,000	45,000	(77.5)
OTHER EXPENDITURES:				
01-4193-8803 TRANSFER TO GENERAL CIP FUND	0	0	17,565	.0
01-4193-8893 TRANSFER TO PARK TRUST-KAC	32,500	10,000	0	(100.0)
01-4193-8895 TRANSFER TO ESF TRUST	200,000	0	0	.0
01-4193-9910 MERIT INCREASES	6,500	25,000	25,000	.0
01-4193-9930 GENERAL FUND OP. CONTINGENCY	142,628	10,000	18,571	85.7
TOTAL OTHER EXPENDITURES	381,628	45,000	61,136	35.9
TOTAL NON-DEPARTMENTAL	610,699	245,000	106,136	(56.7)

Materials and Services Detail FY 20/21



Dept: Non-Departmental

Description	FY 18/19 Budget	FY 19/20 Budget	FY 20/21 Budget
Contracts for Service	\$ 170,000	\$ 164,000	\$ 9,000
Sun Valley Economic Development	\$ 9,000		
All Department Operating Support	\$ 55,300	\$ 35,000	\$ 43,571
Merit Increases	\$ 25,000		
Operating Contingency	\$ 18,571		
Inter-Fund Transfers	\$ 32,500	\$ 10,000	\$ 17,565
Transfer to General CIP Fund	\$ 17,565		



Recreation Department

The Recreation Department is responsible for providing safe and healthy recreation opportunities for the citizens of Ketchum and visitors to the community. The department operates structured recreation programs throughout the year at the Terry Tracy Recreation Center at Atkinson Park.

FY 2020-21 Highlights

Summary: The Recreation Department will continue its responsibilities relative to management of youth and adult recreation programming at Atkinson Park and elsewhere. The FY 21 budget includes a reduction to the travel and training account consistent with Citywide efforts to reduce such expenditures.

Personnel: No changes proposed.

Capital: No funding proposed.

CITY OF KETCHUM
BUDGET EXPENDITURES

GENERAL FUND

	ACTUAL 2018-2019	BUDGET 2019-2020	BUDGET 2020-2021	PCNT CHANG
<u>RECREATION</u>				
PERSONAL SERVICES:				
01-4510-1000 SALARIES	199,284	232,280	258,961	11.5
01-4510-1500 PART-TIME/SEASONAL	66,940	82,000	82,000	.0
01-4510-2100 FICA TAXES - CITY	19,810	24,042	21,918	(8.8)
01-4510-2200 STATE RETIREMENT - CITY	23,023	24,313	31,113	28.0
01-4510-2400 WORKER'S COMPENSATION - CITY	4,455	1,289	1,289	.0
01-4510-2500 HEALTH INSURANCE - CITY	103,699	124,749	125,996	1.0
01-4510-2505 HEALTH REIMBURSEMENT ACCT(HRA)	4,411	3,216	3,216	.0
01-4510-2510 DENTAL INSURANCE-CITY	2,340	5,377	4,619	(14.1)
01-4510-2515 VISION REIMBURSEMENT ACCT(HRA)	978	769	769	.0
01-4510-2600 LONG TERM DISABILITY	876	1,383	1,383	.0
01-4510-2700 VACATION/SICK ACCRUAL PAYOUT	0	1,000	1,000	.0
01-4510-2800 STATE UNEMPLOYMENT INSURANCE	(174)	1,068	1,068	.0
TOTAL PERSONAL SERVICES	425,640	501,485	533,332	6.4
MATERIALS AND SERVICES:				
01-4510-3100 OFFICE SUPPLIES & POSTAGE	371	500	500	.0
01-4510-3200 OPERATING SUPPLIES	2,332	4,000	4,000	.0
01-4510-3210 SPECIAL EVENT SUPPLIES	0	50	50	.0
01-4510-3250 RECREATION SUPPLIES	8,352	9,000	9,000	.0
01-4510-3280 YOUTH GOLF	74	1,000	1,000	.0
01-4510-3300 RESALE ITEMS-CONCESSION SUPPLY	7,181	9,000	9,000	.0
01-4510-3310 STATE SALES TAX-PARK	8,336	8,000	8,000	.0
01-4510-3500 MOTOR FUELS & LUBRICANTS	1,789	2,500	2,500	.0
01-4510-3600 COMPUTER SOFTWARE	(125)	0	0	.0
01-4510-4200 PROFESSIONAL SERVICE	1,968	2,000	2,000	.0
01-4510-4410 ADVERTISING & PUBLICATIONS	851	1,500	1,500	.0
01-4510-4800 DUES, SUBSCRIPTIONS & MEMBERSH	750	1,000	1,000	.0
01-4510-4900 PERSONNEL TRAINING/TRAVEL/MTG	455	1,000	500	(50.0)
01-4510-5100 TELEPHONE & COMMUNICATIONS	0	1,000	1,000	.0
01-4510-5200 UTILITIES	5,769	6,000	6,000	.0
01-4510-6000 REPAIR & MAINT--AUTOMOTIVE EQU	2,246	2,000	2,000	.0
01-4510-6100 REPAIR & MAINT--MACHINERY & EQ	641	1,000	1,000	.0
TOTAL MATERIAL AND SERVICES	40,991	49,550	49,050	(1.0)
CAPITAL OUTLAY:				
01-4510-7400 BUILDING FURNITURE & EQUIPMENT	1,012	1,000	0	(100.0)
TOTAL CAPITAL OUTLAY	1,012	1,000	0	(100.0)
TOTAL RECREATION	467,643	552,035	582,382	5.5
TOTAL FUND EXPENDITURES	10,961,761	10,761,459	10,317,770	(4.1)
NET REVENUE OVER EXPENDITURES	361,190	0	0	(100.0)

CITY OF KETCHUM
BUDGET REVENUES

PARKS CAPITAL IMPROVEMENT FND

		ACTUAL 2018-2019	BUDGET 2019-2020	BUDGET 2020-2021	PCNT CHANG
<u>PARKS CIP REVENUE</u>					
19-3400-7210	PARKS IMPACT FEES	7,186	0	10,000	.0
	TOTAL PARKS CIP REVENUE	7,186	0	10,000	.0
<u>MISCELLANEOUS REVENUE</u>					
19-3700-1000	INTEREST EARNINGS	446	275	200	(27.3)
	TOTAL MISCELLANEOUS REVENUE	446	275	200	(27.3)
	TOTAL FUND REVENUE	7,632	275	10,200	3,609.1

CITY OF KETCHUM
BUDGET EXPENDITURES

PARKS CAPITAL IMPROVEMENT FND

	ACTUAL 2018-2019	BUDGET 2019-2020	BUDGET 2020-2021	PCNT CHANG
<u>PARKS CIP EXPENDITURES</u>				
OTHER EXPENDITURES:				
19-4510-8803 TRANSFER TO GENERAL CIP FUND	12,500	0	0	.0
TOTAL OTHER EXPENDITURES	<u>12,500</u>	<u>0</u>	<u>0</u>	<u>.0</u>
TOTAL PARKS CIP EXPENDITURES	<u>12,500</u>	<u>0</u>	<u>0</u>	<u>.0</u>
TOTAL FUND EXPENDITURES	<u>12,500</u>	<u>0</u>	<u>0</u>	<u>.0</u>
NET REVENUE OVER EXPENDITURES	<u>(4,868)</u>	<u>275</u>	<u>10,200</u>	<u>3,609.1</u>

Materials and Services Detail FY 20/21



Dept: Recreation

Description		FY 18/19 Budget	FY 19/20 Budget	FY 20/21 Budget
Recreation Supplies		\$ 9,500	\$ 9,000	\$ 9,000
	Recreation Supplies	\$ 5,800		
	Arts & Crafts Supplies	\$ 2,000		
	Field Paint	\$ 800		
	Garden Supplies	\$ 400		
Professional Services		\$ 6,000	\$ 2,000	\$ 2,000
	BIB background checks	\$ 800		
	Other Misc. Services	\$ 1,200		
Advertising and Publications		\$ 1,000	\$ 1,500	\$ 1,500
	Peachjar advertising	\$ 500		
	Paper advertising	\$ 1,000		
Dues, Subscriptions, Memberships		\$ 1,000	\$ 1,000	\$ 1,000
	NRPA/IRPA	\$ 700		
	Costco Wholesale	\$ 100		
	INLA/USTA/TFL	\$ 200		
Personnel Training / Travel / Meetings		\$ 1,500	\$ 1,000	\$ 500
	IRPA conference	\$ 500		

Staffing Analysis FY 20/21



Dept: Recreation

Position	FY 18/19 Budget	FY 19/20 Budget	FY 20/21 Budget
Director of Recreation	1	1	1
Recreation Supervisor	1	1	1
Community Recreation Supervisor	0	0	1
Youth Recreation Supervisor	2	2	1
Seasonal and PT Employees	4 to 20	4 to 20	4 to 20
TOTAL	4	4	4



Parks and Recreation Trust Fund

The Parks and Recreation Trust Fund provides budget authority to receive and expend money obtained through grants, donations and General Fund contributions. Federal law typically requires that money received through grants be segregated into separate funds and that the receipt and expenditure of such money be accounted apart from other city functions. The fund also provides an avenue to segregate donations to assure that such funds are spent in accordance with the instructions of donors. Donations to the Parks & Recreation Trust Fund are used solely for public purposes.

FY 2020-21 Highlights

Summary: The Parks and Recreation Trust Fund maintains several line items where charitable donations, grant monies, and general fund dollars (for public art) are collected and allocated according to City Council direction.

Funding from the General Fund is provided to support public art. This year, funding for public art is coming from fund balance, which was accrued from prior-year General Fund appropriations; no new General Fund dollars are budgeted for public art. Funds for the Percent-For-Art-Program are budgeted within each General Fund capital project for incorporation of on-site art elements.

Personnel: No personnel are budgeted in this Fund.

CITY OF KETCHUM
BUDGET REVENUES

PARKS/REC DEV TRUST FUND

	ACTUAL 2018-2019	BUDGET 2019-2020	BUDGET 2020-2021	PCNT CHANG
<u>MISCELLANEOUS REVENUE</u>				
93-3700-1000 INTEREST EARNINGS	2,914	1,500	1,500	.0
93-3700-4000 WOMEN'S SOCCER LEAGUE	0	3,000	3,000	.0
93-3700-6000 GUY COLES SKATE PARK	5,255	0	0	.0
93-3700-6200 PARK MEM.BENCH/TREES	3,163	2,500	2,500	.0
93-3700-6500 ICE RINK/ZAMBONI	1,125	1,500	1,500	.0
93-3700-6800 KETCHUM ARTS COMMISSION	33,605	10,000	0	(100.0)
93-3700-6820 DONATIONS FOR KAC	0	10,000	10,000	.0
93-3700-7000 MISCELLANEOUS DONATIONS	500	5,000	5,000	.0
93-3700-7100 YOUTH RECREATION SCHOLARSHIPS	4,190	3,500	3,500	.0
93-3700-7200 JAZZ IN THE PARK	6,300	6,000	6,000	.0
93-3700-7300 KETCH'EM ALIVE	4,500	6,000	6,000	.0
93-3700-7400 CHILDREN'S RECREATION FUND	0	250	250	.0
93-3700-7499 TREE FUND	0	300	300	.0
93-3700-7900 DONATIONS-C. GATES YOUTH GOLF	3,000	2,500	2,500	.0
TOTAL MISCELLANEOUS REVENUE	64,551	52,050	42,050	(19.2)
 <u>FUND BALANCE</u>				
93-3800-9000 FUND BALANCE	0	10,000	10,000	.0
TOTAL FUND BALANCE	0	10,000	10,000	.0
TOTAL FUND REVENUE	64,551	62,050	52,050	(16.1)

CITY OF KETCHUM
BUDGET EXPENDITURES

PARKS/REC DEV TRUST FUND

	ACTUAL 2018-2019	BUDGET 2019-2020	BUDGET 2020-2021	PCNT CHANG
<u>PARKS/REC TRUST EXPENDITURES</u>				
MATERIALS AND SERVICES:				
93-4900-4000 WOMEN'S SOCCER LEAGUE	3,000	3,000	3,000	.0
93-4900-6200 PARK MEMORIAL BENCH/TREES	2,192	2,500	2,500	.0
93-4900-6500 ICE RINK-PRIVATE	377	2,000	1,500	(25.0)
93-4900-6800 KETCHUM ARTS COMMISSION	19,581	10,000	10,000	.0
93-4900-6820 KAC MISC. DONATIONS	948	10,000	10,000	.0
	<u>26,098</u>	<u>27,500</u>	<u>27,000</u>	<u>(1.8)</u>
CAPITAL OUTLAY:				
93-4900-7000 OTHER DONATION PROGRAMS	0	3,900	3,750	(3.9)
93-4900-7100 YOUTH RECREATION SCHOLARSHIPS	3,500	3,500	3,500	.0
93-4900-7200 JAZZ IN THE PARK	5,500	6,000	6,000	.0
93-4900-7300 KETCH'EM ALIVE	5,400	6,000	6,000	.0
93-4900-7499 TREE FUND EXPENSES	0	300	300	.0
93-4900-7900 YOUTH GOLF	0	2,500	2,500	.0
	<u>14,400</u>	<u>22,200</u>	<u>22,050</u>	<u>(.7)</u>
TOTAL PARKS/REC TRUST EXPENDITURES	<u>40,498</u>	<u>49,700</u>	<u>49,050</u>	<u>(1.3)</u>
TOTAL FUND EXPENDITURES	<u>40,498</u>	<u>49,700</u>	<u>49,050</u>	<u>(1.3)</u>
NET REVENUE OVER EXPENDITURES	<u>24,053</u>	<u>12,350</u>	<u>3,000</u>	<u>(75.7)</u>

Materials, Services and Capital FY 20/21

Dept: Parks and Recreation Trust Fund



Description	FY 18/19 Budget	FY 19/20 Budget	FY 20/21 Budget
Ketchum Arts Commission	\$ 42,500	\$ 10,000	\$ 10,000
Miscellaneous Donations	\$ 10,000	\$ 10,000	\$ 10,000



Planning and Building Department

The Planning and Building Department is responsible for long range (comprehensive), current planning functions, and management of all developments, both past and present. The Planning and Building Department administers the Zoning Code, Subdivision Code, various Building Codes and coordinates reviews from other City Departments. The Planning and Building Department provides staff support to the Planning Commission, City Council, and the Ketchum Urban Renewal Agency.

FY 2020-21 Highlights

Summary: The FY 21 Planning and Building Department budget reflects a reduced level of activity with the Idaho Department of Building and Safety (IDBS) contract as a result of a lower forecast for planning and building permit activity. Consistent with citywide cost savings efforts, reductions to travel and training accounts have been made to reduce general fund expenditures.

Personnel: For FY 21, the Planning Technician position has been reclassified as Administrative Assistant – Planning and Building.

Capital: Funding for capital equipment has been eliminated.

CITY OF KETCHUM
BUDGET EXPENDITURES

GENERAL FUND

	ACTUAL 2018-2019	BUDGET 2019-2020	BUDGET 2020-2021	PCNT CHANG
<u>PLANNING & BUILDING</u>				
PERSONAL SERVICES:				
01-4170-1000 SALARIES	301,779	315,010	321,735	2.1
01-4170-1200 PLANNING & ZONING COMMISSION	15,600	17,000	17,000	.0
01-4170-2100 FICA TAXES-CITY	23,514	25,399	25,913	2.0
01-4170-2200 STATE RETIREMENT-CITY	35,813	39,642	40,125	1.2
01-4170-2400 WORKER'S COMPENSATION-CITY	2,905	4,210	4,210	.0
01-4170-2500 HEALTH INSURANCE-CITY	84,681	88,658	85,115	(4.0)
01-4170-2505 HEALTH REIMBURSEMENT ACCT(HRA)	3,216	3,216	3,216	.0
01-4170-2510 DENTAL INSURANCE-CITY	2,555	4,441	2,976	(33.0)
01-4170-2515 VISION REIMBURSEMENT ACCT(HRA)	2,318	2,000	2,000	.0
01-4170-2600 LONG TERM DISABILITY	1,275	1,461	1,394	(4.6)
01-4170-2700 VACATION/SICK ACCRUAL PAYOUT	0	1,787	1,787	.0
01-4170-2800 STATE UNEMPLOYMENT INSURANCE	363	810	810	.0
TOTAL PERSONAL SERVICES	474,018	503,634	506,281	.5
MATERIALS AND SERVICES:				
01-4170-3100 OFFICE SUPPLIES & POSTAGE	2,820	2,500	2,500	.0
01-4170-3200 OPERATING SUPPLIES	0	250	250	.0
01-4170-4200 PROFESSIONAL SERVICES	36,546	51,334	51,334	.0
01-4170-4210 PROFESSIONAL SERVICES - IDBS	166,793	125,000	75,000	(40.0)
01-4170-4220 PROF SVCS-FLOOD PLAIN PROG REM	9,491	0	0	.0
01-4170-4400 ADVERTISING & LEGAL PUBLICATIO	2,161	900	900	.0
01-4170-4500 GEOGRAPHIC INFO SYSTEMS	22,412	23,420	23,420	.0
01-4170-4800 DUES, SUBSCRIPTIONS & MEMBERSH	160	450	450	.0
01-4170-4900 PERSONNEL TRAINING/TRAVEL/MTG	3,553	2,500	500	(80.0)
01-4170-4970 TRAINING/TRAVEL/MTG-P&Z COMM	33	0	0	.0
01-4170-5100 TELEPHONE & COMMUNICATIONS	360	360	360	.0
01-4170-6910 OTHER PURCHASED SERVICES	307	750	750	.0
TOTAL MATERIAL AND SERVICES	244,636	207,464	155,464	(25.1)
TOTAL PLANNING & BUILDING	718,654	711,098	661,745	(6.9)

Materials and Services Detail FY 20/21



Dept: Planning and Building

Description		FY 18/19 Budget	FY 19/20 Budget	FY 20/21 Budget
Professional Services				
	ADA Consultant Contract	\$ 35,000		
	Miscellaneous Planning Support	\$ 16,334		
		\$ 51,334	\$ 51,334	\$ 51,334
Professional Services- IDBS				
	IDBS payout for services	\$ 75,000		
		\$ 125,000	\$ 125,000	\$ 75,000
Personnel Training / Travel / Meetings				
	Miscellaneous Training & Travel	\$ 500		
		\$ 7,500	\$ 2,500	\$ 500

Capital Outlay FY 20/21



Dept: Planning and Building

Description	FY 18/19 Budget	FY 19/20 Budget	FY 20/21 Budget
Office Furniture & Equipment	\$ 1,000	\$ -	\$ -

Staffing Analysis FY 20/21



Dept: Planning and Building

Position	FY 18/19 Budget	FY 19/20 Budget	FY 20/21 Budget
Director of Planning and Building	1	1	1
Senior Planner	1	1	1
Associate Planner	1	1	1
Planning Technician	1	1	0
Administrative Assistant - Planning and Building	0	0	1
TOTAL	4	4	4



Development Services Trust Fund

The Development Services Trust Fund is an account established for bonds or other monies that are deposited as required by city ordinances for development projects. If projects do not fulfill their obligations, the funds may be withdrawn from the city and used for mitigating any issues in connection to the development. In the vast majority of cases, the funds are returned to the applicant in full.

FY 2020-21 Highlights

Summary: No change to anticipated level of deposits and refunds.

CITY OF KETCHUM
BUDGET REVENUES

DEVELOPMENT TRUST FUND

	ACTUAL 2018-2019	BUDGET 2019-2020	BUDGET 2020-2021	PCNT CHANG
<u>MISCELLANEOUS REVENUE</u>				
94-3700-1000 INTEREST EARNINGS	20	0	0	.0
94-3700-7000 MISCELLANEOUS REVENUE	0	150,000	150,000	.0
94-3700-8000 PEG GATEWAY MARRIOT AUTOGRAPH	20,000	0	0	.0
94-3700-8001 ARMS KEEP, LLC,791 WARM SPRING	450	0	0	.0
94-3700-8002 IEG RIVER-ROW 511 RIVER #445	5,000	0	0	.0
94-3700-8003 KMV-660 N 1ST AVE #548	5,850	0	0	.0
94-3700-8004 ID MNT BLDR-215 CORROCK #353	30,000	0	0	.0
94-3700-8080 BURKE, FRED-660 4TH AVENUE	800	0	0	.0
94-3700-8081 MITCHELL, JANE-603 WOOD RIVER	2,000	0	0	.0
94-3700-8082 FARNHAM, THAD-371 7TH ST W	3,000	0	0	.0
94-3700-8083 GRABHER,180 NORTHWOOD WAY	1,000	0	0	.0
TOTAL MISCELLANEOUS REVENUE	68,120	150,000	150,000	.0
TOTAL FUND REVENUE	68,120	150,000	150,000	.0

CITY OF KETCHUM
BUDGET EXPENDITURES

DEVELOPMENT TRUST FUND

	ACTUAL 2018-2019	BUDGET 2019-2020	BUDGET 2020-2021	PCNT CHANG
<u>DEVELOPMENT TRUST EXPENDITURES</u>				
MATERIALS AND SERVICES:				
94-4900-6910 OTHER MISC. ACCOUNTS	24,928	150,000	150,000	.0
TOTAL MATERIAL AND SERVICES	24,928	150,000	150,000	.0
OTHER EXPENDITURES:				
94-4900-8000 PEG GATEWAY MARRIOT AUTOGRAPH	20,442	0	0	.0
94-4900-8001 ARMS KEEP, LLC,791 WARM SPRING	450	0	0	.0
94-4900-8066 WARFIELD DEMO - R. BUCK	10,000	0	0	.0
94-4900-8078 SPACHMAN(DRYWELL)-451 E RIVER	2,000	0	0	.0
94-4900-8079 CONRAD BROS(LIGHTS)-231 SV ROA	7,300	0	0	.0
94-4900-8082 FARNHAM, THAD-371 7TH ST W	3,000	0	0	.0
TOTAL OTHER EXPENDITURES	43,192	0	0	.0
TOTAL DEVELOPMENT TRUST EXPENDITURES	68,120	150,000	150,000	.0
TOTAL FUND EXPENDITURES	68,120	150,000	150,000	.0
NET REVENUE OVER EXPENDITURES	0	0	0	.0



Streets & Facilities Department

The Streets & Facilities Department consists of the Street Division and Facility Maintenance Division. The department is responsible for maintaining the infrastructure of the City of Ketchum. This budget includes funding for snow removal, resurfacing streets, improving drainage, street sweeping, repairing potholes, installing and maintaining street signs and traffic markings, maintaining street trees and public restrooms, street lighting, city beautification, and maintenance of public facilities and parks.

FY 2020-21 Highlights

Summary: In recognition of the importance of accessible, clear, and well-maintained city streets and facilities, minimal changes have been made to the budget of the department. The Street Division is proposed to operate with fewer seasonal employees and a 20% reduction in its travel and training account. In the Facilities Maintenance division, seasonal positions have also been reduced. Additionally, reductions to travel and training and certain professional services have been made, consistent with citywide reductions.

Personnel: Part-time personnel have been reduced.

Capital: Funding for new equipment is included in the Streets Capital Improvement Fund.

CITY OF KETCHUM
BUDGET EXPENDITURES

GENERAL FUND

	ACTUAL 2018-2019	BUDGET 2019-2020	BUDGET 2020-2021	PCNT CHANG
<u>STREET</u>				
PERSONAL SERVICES:				
01-4310-1000 SALARIES	579,377	673,536	659,936	(2.0)
01-4310-1500 PART-TIME	0	75,000	25,000	(66.7)
01-4310-1800 PAY DIFFERENTIAL	13,562	15,441	15,441	.0
01-4310-1900 OVERTIME	51,003	25,000	25,000	.0
01-4310-2040 VACATION/COMPENSATION PAYOUT	0	5,000	5,000	.0
01-4310-2100 FICA TAXES-CITY	48,548	52,707	51,694	(1.9)
01-4310-2200 STATE RETIREMENT-CITY	73,600	82,264	78,392	(4.7)
01-4310-2400 WORKER'S COMPENSATION-CITY	23,389	40,360	38,290	(5.1)
01-4310-2500 HEALTH INSURANCE-CITY	190,609	256,037	208,951	(18.4)
01-4310-2505 HEALTH REIMBURSEMENT ACCT(HRA)	4,623	7,964	7,964	.0
01-4310-2510 DENTAL INSURANCE-CITY	5,922	12,506	11,137	(11.0)
01-4310-2515 VISION REIMBURSEMENT ACCT(HRA)	2,847	1,912	2,105	10.1
01-4310-2600 LONG TERM DISABILITY	2,237	3,031	2,893	(4.6)
01-4310-2700 VACATION/SICK ACCRUAL PAYOUT	3,311	5,000	5,000	.0
01-4310-2800 STATE UNEMPLOYMENT INSURANCE	0	2,364	8,734	269.5
TOTAL PERSONAL SERVICES	999,028	1,258,122	1,145,537	(9.0)
MATERIALS AND SERVICES:				
01-4310-3200 OPERATING SUPPLIES	9,765	20,240	20,240	.0
01-4310-3400 MINOR EQUIPMENT	2,741	3,800	3,800	.0
01-4310-3500 MOTOR FUELS & LUBRICANTS	87,615	93,755	93,755	.0
01-4310-4200 PROFESSIONAL SERVICES	337,255	182,000	182,000	.0
01-4310-4900 PERSONNEL TRAINING/TRAVEL/MTG	2,738	5,515	4,515	(18.1)
01-4310-5100 TELEPHONE & COMMUNICATIONS	1,244	4,000	4,000	.0
01-4310-5200 UTILITIES	14,538	17,000	17,000	.0
01-4310-6000 REPAIR & MAINT--AUTOMOTIVE EQU	2,028	8,700	8,700	.0
01-4310-6100 REPAIR & MAINT--MACHINERY & EQ	181,580	90,000	90,000	.0
01-4310-6910 OTHER PURCHASED SERVICES	28,357	17,000	17,000	.0
01-4310-6920 SIGNS & SIGNALIZATION	16,021	16,000	16,000	.0
01-4310-6930 STREET LIGHTING	18,214	23,000	23,000	.0
01-4310-6950 MAINTENANCE & IMPROVEMENTS	286,300	253,000	253,000	.0
TOTAL MATERIAL AND SERVICES	988,396	734,010	733,010	(.1)
OTHER EXPENDITURES:				
01-4310-8840 TRANSFER TO GO BOND FUND	149,507	149,507	149,835	.2
TOTAL OTHER EXPENDITURES	149,507	149,507	149,835	.2
TOTAL STREET	2,136,931	2,141,639	2,028,382	(5.3)

CITY OF KETCHUM
BUDGET EXPENDITURES

GENERAL FUND

	ACTUAL 2018-2019	BUDGET 2019-2020	BUDGET 2020-2021	PCNT CHANG
<u>FACILITY MAINTENANCE</u>				
PERSONAL SERVICES:				
01-4194-1000 SALARIES	165,817	209,118	278,377	33.1
01-4194-1500 PART-TIME/SEASONAL	76,256	125,000	45,000	(64.0)
01-4194-1800 PAY DIFFERENTIAL	1,637	2,619	2,619	.0
01-4194-1900 OVERTIME	4,419	5,000	5,000	.0
01-4194-2100 FICA TAXES - CITY	18,484	26,143	25,321	(3.1)
01-4194-2200 STATE RETIREMENT - CITY	24,347	31,534	34,148	8.3
01-4194-2400 WORKER'S COMPENSATION-CITY	4,138	11,347	11,347	.0
01-4194-2500 HEALTH INSURANCE - CITY	85,872	77,324	84,716	9.6
01-4194-2505 HEALTH REIMBURSEMENT ACCT(HRA)	2,352	2,300	2,300	.0
01-4194-2510 DENTAL INSURANCE-CITY	2,568	3,968	2,513	(36.7)
01-4194-2515 VISION REIMBURSEMENT ACCT(HRA)	1,557	529	529	.0
01-4194-2600 LONG TERM DISABILITY	895	1,504	1,504	.0
01-4194-2700 VACATION/SICK ACCRUAL PAYOUT	0	15,000	15,000	.0
01-4194-2800 STATE UNEMPLOYMENT INSURANCE	6,448	4,784	4,784	.0
	<u>394,791</u>	<u>516,169</u>	<u>513,158</u>	<u>(.6)</u>
MATERIALS AND SERVICES:				
01-4194-3100 OFFICE SUPPLIES & POSTAGE	319	650	650	.0
01-4194-3200 OPERATING SUPPLIES	6,595	4,800	4,800	.0
01-4194-3500 MOTOR FUELS & LUBRICANTS	9,427	7,000	7,000	.0
01-4194-4200 PROFESSIONAL SERVICES	83,569	64,500	60,500	(6.2)
01-4194-4210 PROFESSIONAL SERVC-CITY TREES	24,538	12,000	12,000	.0
01-4194-4220 PROF SERV-CITY BEAUTIFICATION	45,256	31,000	22,000	(29.0)
01-4194-4800 DUES, SUBSCRIPTIONS & MEMBERSH	674	440	440	.0
01-4194-4900 PERSONNEL TRAINING/TRAVEL/MTG	793	900	400	(55.6)
01-4194-5100 TELEPHONE & COMMUNICATIONS	630	720	720	.0
01-4194-5200 UTILITIES	26,105	18,350	18,350	.0
01-4194-5300 CUSTODIAL & CLEANING SERVICES	58,160	60,000	66,000	10.0
01-4194-6000 REPAIR & MAINT-AUTOMOTIVE EQUI	790	4,500	4,500	.0
01-4194-6100 REPAIR & MAINT--MACHINERY & EQ	3,163	4,000	4,000	.0
01-4194-6950 MAINTENANCE	26,054	35,000	35,000	.0
	<u>286,073</u>	<u>243,860</u>	<u>236,360</u>	<u>(3.1)</u>
TOTAL FACILITY MAINTENANCE	<u>680,863</u>	<u>760,029</u>	<u>749,518</u>	<u>(1.4)</u>

CITY OF KETCHUM
BUDGET REVENUES

STREET CAPITAL IMPROVEMENT FND

		ACTUAL 2018-2019	BUDGET 2019-2020	BUDGET 2020-2021	PCNT CHANG
<u>STREET CIP REVENUE</u>					
05-3400-7200	STREET IMPACT FEES	34,026	0	20,000	.0
	TOTAL STREET CIP REVENUE	34,026	0	20,000	.0
<u>MISCELLANEOUS REVENUE</u>					
05-3700-1000	INTEREST EARNINGS	8,257	8,400	7,500	(10.7)
05-3700-6200	DONATIONS-ORE WAGON RESTORATIO	5	10,000	0	(100.0)
05-3700-8803	TRANSFER FROM GENERAL FUND CIP	48,160	0	0	.0
	TOTAL MISCELLANEOUS REVENUE	56,422	18,400	7,500	(59.2)
<u>FUND BALANCE</u>					
05-3800-9000	FUND BALANCE	0	244,200	205,100	(16.0)
	TOTAL FUND BALANCE	0	244,200	205,100	(16.0)
	TOTAL FUND REVENUE	90,448	262,600	232,600	(11.4)

CITY OF KETCHUM
BUDGET EXPENDITURES

STREET CAPITAL IMPROVEMENT FND

	ACTUAL 2018-2019	BUDGET 2019-2020	BUDGET 2020-2021	PCNT CHANG
<u>STREET CIP EXPENDITURES</u>				
MATERIALS AND SERVICES:				
05-4310-6100 ORE WAGON REPAIRS	5,706	30,000	0	(100.0)
TOTAL MATERIAL AND SERVICES	5,706	30,000	0	(100.0)
CAPITAL OUTLAY:				
05-4310-7200 10TH STREET LOT IMPROVEMENTS	4,480	0	0	.0
05-4310-7600 STREET EQUIPMENT	88,718	160,000	160,000	.0
05-4310-7601 FACILITIES MAINT. EQUIPMENT	14,825	72,600	72,600	.0
TOTAL CAPITAL OUTLAY	108,023	232,600	232,600	.0
TOTAL STREET CIP EXPENDITURES	113,728	262,600	232,600	(11.4)
TOTAL FUND EXPENDITURES	113,728	262,600	232,600	(11.4)
NET REVENUE OVER EXPENDITURES	(23,280)	0	0	.0

Materials and Services Detail FY 20/21



Dept: Streets and Facilities Maintenance

Description		FY 18/19 Budget	FY 19/20 Budget	FY 20/21 Budget
Professional Services				
Streets Division		\$ 182,000	\$ 182,000	\$ 182,000
Snow hauling/dozer rental	\$ 165,000			
Engineering services	\$ 9,000			
Flaggers	\$ 8,000			
Facilities Maintenance		\$ 109,500	\$ 107,500	\$ 94,500
City Beautification (lights/flowers)	\$ 22,000			
City Trees (pruning/treatments)	\$ 12,000			
Snow Removal & Other Services	\$ 60,500			
Dues, Subscriptions, Memberships				
Facilities Maintenance		\$ 440	\$ 440	\$ 440
International Society of Arboriculture	\$ 180			
Society of Municipal Arborists	\$ 85			
Idaho Landscape and Nursery Assc.	\$ 50			
Misc. Memberships	\$ 125			
Personnel Training / Travel / Meetings				
Streets Division		\$ 5,515	\$ 5,515	\$ 4,515
Road Scholar/Master training	\$ 3,115			
Supervisor training	\$ 700			
Ore Wagon transport	\$ 700			
Facilities Maintenance		\$ 900	\$ 900	\$ 400
Horticulture Expo Boise	\$ 180			
Other Training & CEU Requirements	\$ 220			

Capital Outlay FY 20/21

Dept: Streets and Facilities Maintenance



Description		FY 18/19 Budget	FY 19/20 Budget	FY 20/21 Budget
Capital Outlay		\$ 90,510	\$ 160,000	\$ 160,000
Street Division				
Truck & Trailer Beds	\$ 160,000			
Facilities Maintenance Division		\$ 16,050	\$ 72,600	\$ 72,600
Flatbed Truck	\$ 34,000			
Large Deck Mower	\$ 34,000			
Park Fencing	\$ 4,600			

Staffing Analysis FY 20/21

Dept: Streets and Facilities Maintenance



Position	FY 18/19 Budget	FY 19/20 Budget	FY 20/21 Budget
Streets Division			
<u>Full-Time</u>			
Street Superintendent	1	1	1
Street Supervisor	1	1	1
Sr. Street Mechanic	1	1	1
Street Crew Lead	1	1	1
Sr Equipment Operator	2	2	2
Equipment Operator	3	3	3
Shared position	1	1	1
<u>Seasonal</u>			
			2
Equipment Operator	2	2	(winter Only)
<u>Part-Time</u>			
Office Assistant	0.5	0.5	0.5
Winter seasonal	3	3	3
Streets Total	15	15	15
Facilities Maintenance			
<u>Full-Time</u>			
Maintenance Supervisor/City Arborist	1	1	1
Buildings and Facilities Supervisor	1	1	1
Grounds Supervisor	1	1	1
Maintenance Assistant	2	2	2
<u>Seasonal</u>			
Maintenance Assistant	3	3	1
<u>Part-Time</u>			
Janitor			
Facilities Maintenance Total	8	8	6
Streets and Facilities Maintenance Total	23	23	21



Utilities Department

Water Division

The Water Division of the Utilities Department is responsible for providing potable water to the citizens of Ketchum. The division operates several well sites and reservoirs throughout the city. The division also reads meters, repairs meters, supervises the installation of water taps, and processes utility billing.

FY 2020-21 Highlights

Summary: Work on conversion of the Ketchum Springs Line will continue in FY 21 with the goal of abandoning the distribution system by the end of the year. The operating budget largely remains at FY 20 levels with certain cost savings measures implemented to ensure adequate funding of capital projects to ensure a state of good repair.

Personnel: The FY 21 budget includes funding for a Director of Water & Wastewater position that will be shared with the Wastewater Division. Funding for half of the salary and benefits of this position are included in the budget.

Capital: The budget reflects continued work to replace water meters and infrastructure associated with the Ketchum Springs Line conversion. Additional funding for certain system monitoring and control equipment is also included.

CITY OF KETCHUM
BUDGET REVENUES

WATER FUND

	ACTUAL 2018-2019	BUDGET 2019-2020	BUDGET 2020-2021	PCNT CHANG
<u>WATER REVENUE</u>				
63-3400-6100 WATER CHARGES	2,015,415	2,142,061	2,247,022	4.9
63-3400-6600 WA CONNECT FEE/FIRELINE/METER	33,576	23,000	15,000	(34.8)
63-3400-7300 WATER INSPECTION FEES	0	0	15,000	.0
TOTAL WATER REVENUE	2,048,991	2,165,061	2,277,022	5.2
<u>MISCELLANEOUS REVENUE</u>				
63-3700-1000 INTEREST EARNINGS	19,978	15,000	15,000	.0
63-3700-3600 REFUNDS & REIMBURSEMENTS	15,741	0	0	.0
63-3700-4000 SALE OF FIXED ASSETS	(3,231)	0	0	.0
63-3700-5000 AMORTIZED BOND PREMIUM	2,119	0	0	.0
63-3700-7000 MISCELLANEOUS REVENUE	1,964	2,500	2,500	.0
63-3700-8000 GAIN(LOSS) ON PENSION ACTIVITY	(22,502)	0	0	.0
63-3700-8765 REIMBURSEMENT FROM WW-SAL/BEN	200,000	200,000	200,000	.0
TOTAL MISCELLANEOUS REVENUE	214,069	217,500	217,500	.0
TOTAL FUND REVENUE	2,263,060	2,382,561	2,494,522	4.7

CITY OF KETCHUM
BUDGET EXPENDITURES

WATER FUND

	ACTUAL 2018-2019	BUDGET 2019-2020	BUDGET 2020-2021	PCNT CHANG
<u>WATER EXPENDITURES</u>				
PERSONAL SERVICES:				
63-4340-1000 SALARIES-WATER	256,700	359,634	359,634	.0
63-4340-1800 PAY DIFFERENTIAL	19,218	17,231	17,231	.0
63-4340-1900 OVERTIME	10,587	12,500	12,500	.0
63-4340-2100 FICA TAXES-CITY	20,587	29,786	29,786	.0
63-4340-2200 STATE RETIREMENT-CITY	31,253	46,490	46,490	.0
63-4340-2400 WORKMEN'S COMPENSATION-CITY	4,903	1,596	1,596	.0
63-4340-2500 HEALTH INSURANCE-CITY	68,510	172,434	152,976	(11.3)
63-4340-2505 HEALTH REIMBURSEMENT ACCT(HRA)	2,456	7,938	7,938	.0
63-4340-2510 DENTAL INSURANCE-CITY	2,793	8,715	7,819	(10.3)
63-4340-2515 VISION REIMBURSEMENT ACCT(HRA)	578	3,450	3,450	.0
63-4340-2600 LONG TERM DISABILITY	1,041	1,713	1,713	.0
63-4340-2800 STATE UNEMPLOYMENT INSURANCE	0	5,451	5,219	(4.3)
TOTAL PERSONAL SERVICES	418,626	666,939	646,353	(3.1)
MATERIALS AND SERVICES:				
63-4340-3100 OFFICE SUPPLIES & POSTAGE	1,333	2,000	2,000	.0
63-4340-3120 DATA PROCESSING	5,079	7,100	7,100	.0
63-4340-3200 OPERATING SUPPLIES	16,392	18,000	15,000	(16.7)
63-4340-3250 LABORATORY/ANALYSIS	4,261	4,000	4,000	.0
63-4340-3400 MINOR EQUIPMENT	753	1,000	1,000	.0
63-4340-3500 MOTOR FUELS & LUBRICANTS	9,769	15,000	12,554	(16.3)
63-4340-3600 COMPUTER SOFTWARE	2,882	8,000	8,000	.0
63-4340-3800 CHEMICALS	7,494	12,000	12,000	.0
63-4340-4200 PROFESSIONAL SERVICES	48,329	209,000	170,000	(18.7)
63-4340-4300 STATE & WA DISTRICT FEES	1,053	15,000	15,000	.0
63-4340-4600 INSURANCE	13,000	14,000	14,000	.0
63-4340-4800 DUES, SUBSCRIPTIONS, & MEMBERS	0	800	800	.0
63-4340-4900 PERSONNEL TRAINING/TRAVEL/MTG	3,710	5,000	5,000	.0
63-4340-5000 ADMINISTRATIVE EXPENSE-GEN FND	100,000	103,000	106,090	3.0
63-4340-5100 TELEPHONE & COMMUNICATIONS	6,032	9,620	9,620	.0
63-4340-5200 UTILITIES	106,848	110,000	110,000	.0
63-4340-5500 RIGHT-OF-WAY FEE (STREET DEPT)	88,783	89,000	91,446	2.8
63-4340-6000 REPAIR & MAINT-AUTO EQUIP	4,573	10,000	10,000	.0
63-4340-6100 REPAIR & MAINT-MACH & EQUIP	21,871	40,000	40,000	.0
63-4340-6910 OTHER PURCHASED SERVICES	681	10,000	10,000	.0
TOTAL MATERIAL AND SERVICES	442,842	682,520	643,610	(5.7)
CAPITAL OUTLAY:				
63-4340-7100 WATER EASEMENTS, LAND, ETC	6,961	0	0	.0
63-4340-7900 DEPRECIATION EXPENSE	255,517	0	0	.0
TOTAL CAPITAL OUTLAY	262,478	0	0	.0
OTHER EXPENDITURES:				
63-4340-8801 REIMBURSE CITY GENERAL FUND	263,146	271,040	279,172	3.0
63-4340-8803 REIMBURSE GF CIP-TECH/LEASING	6,387	6,387	6,387	.0
63-4340-8864 TRANSFER TO WA CAPITAL IMP FND	588,622	415,000	505,800	21.9
63-4340-9930 WATER FUND OP. CONTINGENCY	0	30,000	0	(100.0)
TOTAL OTHER EXPENDITURES	858,155	722,427	791,359	9.5

CITY OF KETCHUM
BUDGET EXPENDITURES

WATER FUND

	ACTUAL 2018-2019	BUDGET 2019-2020	BUDGET 2020-2021	PCNT CHANG
TOTAL WATER EXPENDITURES	1,982,102	2,071,887	2,081,322	.5

CITY OF KETCHUM
BUDGET EXPENDITURES

WATER FUND

	ACTUAL 2018-2019	BUDGET 2019-2020	BUDGET 2020-2021	PCNT CHANG
<u>WATER DEBT SERVICE EXPENDITURES</u>				
MATERIALS AND SERVICES:				
63-4800-4200 PROF.SERVICES-PAYING AGENT	450	1,500	500	(66.7)
TOTAL MATERIAL AND SERVICES	450	1,500	500	(66.7)
OTHER EXPENDITURES:				
63-4800-8300 DEBT SRVC ACCT PRINCIPAL-2015B	(113,000)	30,000	30,000	.0
63-4800-8400 DEBT SRVC ACCT INTEREST-2015B	104,287	109,475	108,575	(.8)
63-4800-8600 DEBT SRVC ACCT PRINCIPAL-2016	113,000	145,000	151,000	4.1
63-4800-8700 DEBT SRVC ACCT INTEREST-2016	24,409	22,064	19,540	(11.4)
TOTAL OTHER EXPENDITURES	128,696	306,539	309,115	.8
TOTAL WATER DEBT SERVICE EXPENDITURES	129,146	308,039	309,615	.5
TOTAL FUND EXPENDITURES	2,111,248	2,379,926	2,390,937	.5
NET REVENUE OVER EXPENDITURES	151,812	2,636	103,585	3,830.3

CITY OF KETCHUM
BUDGET REVENUES

WATER CAPITAL IMPROVEMENT FUND

	ACTUAL 2018-2019	BUDGET 2019-2020	BUDGET 2020-2021	PCNT CHANG
<u>WATER CIP REVENUE</u>				
64-3400-7200 IMPACT FEES	32,411	0	0	.0
64-3400-7300 WATER CONNECTION FEES	0	0	15,000	.0
	<hr/>	<hr/>	<hr/>	<hr/>
TOTAL WATER CIP REVENUE	32,411	0	15,000	.0
<u>MISCELLANEOUS REVENUE</u>				
64-3700-1000 INTEREST EARNINGS	2,629	1,000	1,200	20.0
64-3700-3600 REFUNDS & REIMBURSEMENTS	350	350	0	(100.0)
64-3700-8763 TRANSFER FROM WATER FUND	588,622	415,000	505,800	21.9
	<hr/>	<hr/>	<hr/>	<hr/>
TOTAL MISCELLANEOUS REVENUE	591,601	416,350	507,000	21.8
<u>FUND BALANCE</u>				
64-3800-9000 FUND BALANCE	0	23,650	0	(100.0)
	<hr/>	<hr/>	<hr/>	<hr/>
TOTAL FUND BALANCE	0	23,650	0	(100.0)
	<hr/>	<hr/>	<hr/>	<hr/>
TOTAL FUND REVENUE	624,012	440,000	522,000	18.6

CITY OF KETCHUM
BUDGET EXPENDITURES

WATER CAPITAL IMPROVEMENT FUND

	ACTUAL 2018-2019	BUDGET 2019-2020	BUDGET 2020-2021	PCNT CHANG
<u>WATER CIP EXPENDITURES</u>				
MATERIALS AND SERVICES:				
64-4340-6900 MISC SERVICES & CHARGES	0	10,000	0	(100.0)
TOTAL MATERIAL AND SERVICES	0	10,000	0	(100.0)
CAPITAL OUTLAY:				
64-4340-7600 MACHINERY AND EQUIPMENT	0	30,000	72,000	140.0
64-4340-7650 WATER METERS	66,107	35,000	25,000	(28.6)
64-4340-7653 WATER METER REPLACEMENT	4,669	5,000	5,000	.0
64-4340-7800 CONSTRUCTION	127,473	60,000	50,000	(16.7)
64-4340-7802 KETCHUM SPRING WA CONVERSION	240,228	300,000	350,000	16.7
64-4340-7806 NEW STAND-BY GENERATOR WA/ADM.	0	0	20,000	.0
TOTAL CAPITAL OUTLAY	438,476	430,000	522,000	21.4
TOTAL WATER CIP EXPENDITURES	438,476	440,000	522,000	18.6
TOTAL FUND EXPENDITURES	438,476	440,000	522,000	18.6
NET REVENUE OVER EXPENDITURES	185,536	0	0	.0

Materials and Services Detail FY 20/21

Dept: Water Division



Description		FY 18/19 Budget	FY 19/20 Budget	FY 20/21 Budget
Professional Services		\$ 209,000	\$ 209,000	\$ 170,000
SCADA Support	\$ 2,000			
Engineering	\$ 23,500			
Attorney Services - Water/Water Rights	\$ 55,000			
Drug Testing	\$ 500			
Water Conservation (services and consulting)	\$ 81,000			
National Benefit Services	\$ 500			
Landscaping services	\$ 2,500			
Quality Control Testing	\$ 200			
Misc. contracts (i.e.. tank testing, electrical, ect)	\$ 4,800			
Dues, Subscriptions & Members		\$ 800	\$ 800	\$ 800
Idaho Rural Water Association	\$ 500			
Misc. Subscriptions	\$ 300			
Personnel Training/Travel/Meetings		\$ 4,000	\$ 5,000	\$ 5,000
Training and CEU for Operators Licenses	\$ 3,500			
Idaho Rural Water Conference	\$ 500			
Other Training	\$ 1,000			

Capital Outlay FY 20/21

Dept: Water Division



Description	FY 18/19 Budget	FY 19/20 Budget	FY 20/21 Budget
Capital Outlay	\$ 325,000	\$ 430,000	\$ 522,000
SCADA & Controller Upgrades	\$ 37,000		
Meter Reading Device	\$ 10,000		
Well Pump & Motor Rehab	\$ 25,000		
Water Meters	\$ 25,000		
Water Meter Replacements	\$ 5,000		
Construction (repairs & services to customers)	\$ 50,000		
Ketchum Springs Water Conversion	\$ 350,000		
Northwood Well Generator Study	\$ 20,000		

Staffing Analysis FY 20/21



Dept: Water Division

Position	FY 18/19 Budget	FY 19/20 Budget	FY 20/21 Budget
Utilities Director	0.5	0.5	0.5
Water Division Supervisor	1	1	1
Water Utilities Supervisor	1	1	1
Water Utilities Office Coordinator (shared)	1	1	1
Water Utility Maintenance Worker	3	3	3
TOTAL	6.5	6.5	6.5



Utilities Department
Wastewater Division

The Wastewater Division of the Utilities Department is responsible for collecting and treating domestic wastewater. The Sun Valley Water and Sewer District and the City of Ketchum own the wastewater treatment facility. The division operates the wastewater treatment plant and maintains the collection system in the City of Ketchum.

FY 2020-21 Highlights

- Summary:** In FY 21, the Wastewater Division operating budget largely remains at FY 20 levels. The division will initiate a facilities planning exercise to assess the long-term capital investment required at the treatment plant.
- Personnel:** The FY 21 budget includes funding for a Director of Water & Wastewater position that will be shared with the water division. Funding for half of the salary and benefits of this position are included in the budget.
- Capital:** Funding is provided for facilities planning efforts as well as parking lot and driveway improvements.

CITY OF KETCHUM
BUDGET REVENUES

WASTEWATER FUND

	ACTUAL 2018-2019	BUDGET 2019-2020	BUDGET 2020-2021	PCNT CHANG
<u>WASTEWATER REVENUE</u>				
65-3400-7100 WASTEWATER CHARGES	2,061,376	2,210,544	2,318,861	4.9
65-3400-7300 WASTEWATER INSPECTION FEES	340	0	0	.0
65-3400-7800 SUN VALLEY WA & SW DISTRICT CH	469,638	731,024	470,000	(35.7)
TOTAL WASTEWATER REVENUE	2,531,353	2,941,568	2,788,861	(5.2)
<u>MISCELLANEOUS REVENUE</u>				
65-3700-1000 INTEREST EARNINGS	11,980	8,000	8,000	.0
65-3700-3600 REFUNDS & REIMBURSEMENTS	5,422	0	0	.0
65-3700-5000 AMORTIZED BOND PREMIUM	18,500	0	0	.0
65-3700-7000 MISCELLANEOUS REVENUE	0	500	0	(100.0)
65-3700-8000 GAIN(LOSS) ON PENSION ACTIVITY	42,194	0	0	.0
TOTAL MISCELLANEOUS REVENUE	78,097	8,500	8,000	(5.9)
TOTAL FUND REVENUE	2,609,450	2,950,068	2,796,861	(5.2)

CITY OF KETCHUM
BUDGET EXPENDITURES

WASTEWATER FUND

	ACTUAL 2018-2019	BUDGET 2019-2020	BUDGET 2020-2021	PCNT CHANG
<u>WASTEWATER EXPENDITURES</u>				
PERSONAL SERVICES:				
65-4350-1000 SALARIES-WASTEWATER	339,278	365,351	365,351	.0
65-4350-1800 PAY DIFFERENTIAL	18,161	22,968	22,968	.0
65-4350-1900 OVERTIME	13,897	13,905	13,905	.0
65-4350-2100 FICA TAXES-CITY	26,313	30,770	30,770	.0
65-4350-2200 STATE RETIREMENT-CITY	40,474	48,026	48,026	.0
65-4350-2400 WORKMEN'S COMPENSATION-CITY	4,549	1,649	5,627	241.2
65-4350-2500 HEALTH INSURANCE-CITY	171,607	226,040	219,860	(2.7)
65-4350-2505 HEALTH REIMBURSEMENT ACCT(HRA)	11,396	10,338	10,338	.0
65-4350-2510 DENTAL INSURANCE-CITY	4,423	11,410	6,549	(42.6)
65-4350-2515 VISION REIMBURSEMENT ACCT(HRA)	4,929	4,650	4,650	.0
65-4350-2600 LONG TERM DISABILITY	1,381	1,770	1,370	(22.6)
65-4350-2700 VACATION/SICK ACCRUAL PAYOUT	917	0	0	.0
65-4350-2800 STATE UNEMPLOYMENT INSURANCE	0	5,631	5,116	(9.2)
TOTAL PERSONAL SERVICES	637,325	742,507	734,530	(1.1)
MATERIALS AND SERVICES:				
65-4350-3100 OFFICE SUPPLIES & POSTAGE	529	1,000	1,000	.0
65-4350-3120 DATA PROCESSING	7,618	8,000	8,000	.0
65-4350-3200 OPERATING SUPPLIES	10,635	15,000	13,000	(13.3)
65-4350-3400 MINOR EQUIPMENT	1,014	1,000	1,000	.0
65-4350-3500 MOTOR FUELS & LUBRICANTS	10,403	9,500	9,500	.0
65-4350-3600 COMPUTER SOFTWARE	0	2,500	2,500	.0
65-4350-3800 CHEMICALS	64,594	55,000	55,000	.0
65-4350-4200 PROFESSIONAL SERVICES	64,106	48,950	48,950	.0
65-4350-4201 IPDES PERMIT FEE	0	3,711	3,711	.0
65-4350-4600 INSURANCE	31,000	32,000	32,000	.0
65-4350-4900 PERSONNEL TRAINING/TRAVEL/MTG	3,791	4,000	4,000	.0
65-4350-5000 ADMINISTRATIVE EXPENSE-GEN FND	137,759	141,892	146,149	3.0
65-4350-5100 TELEPHONE & COMMUNICATIONS	3,238	6,120	6,120	.0
65-4350-5200 UTILITIES	119,529	125,000	125,000	.0
65-4350-5500 RIGHT-OF-WAY FEE (STREET DEPT)	81,050	81,050	83,481	3.0
65-4350-6000 REPAIR & MAINT-AUTO EQUIP	7,052	10,000	10,000	.0
65-4350-6100 REPAIR & MAINT-MACH & EQUIP	68,653	75,000	75,000	.0
65-4350-6150 OHIO GULCH REPAIR & REPLACE	0	5,000	5,000	.0
65-4350-6900 COLLECTION SYSTEM SERVICES/CHA	17,867	35,000	35,000	.0
TOTAL MATERIAL AND SERVICES	628,836	659,723	664,411	.7
CAPITAL OUTLAY:				
65-4350-7900 DEPRECIATION EXPENSE	324,298	0	0	.0
TOTAL CAPITAL OUTLAY	324,298	0	0	.0
OTHER EXPENDITURES:				
65-4350-8801 REIMBURSE CITY GENERAL FUND	263,146	271,040	279,172	3.0
65-4350-8803 REIMBURSE GF CIP-TECH/LEASING	7,629	7,629	7,629	.0
65-4350-8863 REIMB.WA-COLLECTN SYS.SAL/BEN	200,000	200,000	200,000	.0
65-4350-8867 TRANSFER TO WW CAP IMP FUND	669,477	400,000	440,000	10.0
65-4350-9930 WASTEWATER FUND OP.CONTINGENCY	0	50,000	0	(100.0)
TOTAL OTHER EXPENDITURES	1,140,252	928,669	926,801	(.2)

CITY OF KETCHUM
BUDGET EXPENDITURES

WASTEWATER FUND

	ACTUAL 2018-2019	BUDGET 2019-2020	BUDGET 2020-2021	PCNT CHANG
TOTAL WASTEWATER EXPENDITURES	2,730,711	2,330,899	2,325,742	(.2)

CITY OF KETCHUM
BUDGET EXPENDITURES

WASTEWATER FUND

	ACTUAL 2018-2019	BUDGET 2019-2020	BUDGET 2020-2021	PCNT CHANG
<u>WASTEWATER DEBT SERVICE EXP</u>				
MATERIALS AND SERVICES:				
65-4800-4200 PROF.SERVICES-PAYING AGENT	450	1,500	500	(66.7)
TOTAL MATERIAL AND SERVICES	450	1,500	500	(66.7)
OTHER EXPENDITURES:				
65-4800-8300 DEBT SRVC ACCT PRNCPL-2014C	0	195,000	205,000	5.1
65-4800-8400 DEBT SRVC ACCT INTEREST-2014C	70,580	65,750	56,000	(14.8)
TOTAL OTHER EXPENDITURES	70,580	260,750	261,000	.1
TOTAL WASTEWATER DEBT SERVICE EXP	71,030	262,250	261,500	(.3)
TOTAL FUND EXPENDITURES	2,801,742	2,593,149	2,587,242	(.2)
NET REVENUE OVER EXPENDITURES	(192,292)	356,919	209,619	(41.3)

CITY OF KETCHUM
BUDGET REVENUES

WASTEWATER CAPITAL IMPROVE FND

	ACTUAL 2018-2019	BUDGET 2019-2020	BUDGET 2020-2021	PCNT CHANG
<u>WASTEWATER CAPITAL REVENUE</u>				
67-3400-7200 IMPACT FEES	24,145	0	0	.0
67-3400-7300 WASTEWATER CONNECTION FEES	0	0	20,000	.0
TOTAL WASTEWATER CAPITAL REVENUE	24,145	0	20,000	.0
<u>MISCELLANEOUS REVENUE</u>				
67-3700-1000 INTEREST EARNINGS	11,671	0	2,000	.0
67-3700-8765 TRANSFER FROM WASTEWATER FUND	669,477	400,000	440,000	10.0
TOTAL MISCELLANEOUS REVENUE	681,148	400,000	442,000	10.5
TOTAL FUND REVENUE	705,293	400,000	462,000	15.5

CITY OF KETCHUM
BUDGET EXPENDITURES

WASTEWATER CAPITAL IMPROVE FND

	ACTUAL 2018-2019	BUDGET 2019-2020	BUDGET 2020-2021	PCNT CHANG
<u>WASTEWATER CIP EXPENDITURES</u>				
CAPITAL OUTLAY:				
67-4350-7600 MACHINERY AND EQUIPMENT	19,397	20,000	15,000	(25.0)
67-4350-7800 CONSTRUCTION	260	165,000	290,000	75.8
67-4350-7809 ENERGY EFFICIENCY PROJECTS	0	50,000	10,000	(80.0)
67-4350-7810 HEADWORKS CONSTR. & EQUIP.	2,173,745	0	0	.0
67-4350-7811 CAPITAL FACILITY PLAN	0	0	147,000	.0
TOTAL CAPITAL OUTLAY	<u>2,193,402</u>	<u>235,000</u>	<u>462,000</u>	<u>96.6</u>
TOTAL WASTEWATER CIP EXPENDITURES	<u>2,193,402</u>	<u>235,000</u>	<u>462,000</u>	<u>96.6</u>
TOTAL FUND EXPENDITURES	<u>2,193,402</u>	<u>235,000</u>	<u>462,000</u>	<u>96.6</u>
NET REVENUE OVER EXPENDITURES	<u>(1,488,109)</u>	<u>165,000</u>	<u>0</u>	<u>(100.0)</u>

Materials and Services Detail FY 20/21



Dept: Wastewater Division

Description		FY 18/19 Budget	FY 19/20 Budget	FY 20/21 Budget
Professional Services		\$ 67,000	\$ 48,950	\$ 48,950
	Laboratory Services	\$ 12,650		
	Minor Engineering	\$ 8,950		
	Attorney - Wastewater	\$ 1,500		
	Drug Testing	\$ 400		
	Landscape Service	\$ 300		
	SCADA Support	\$ 10,500		
	Quality Control Testing	\$ 1,800		
	Benefit services (NBS)	\$ 1,000		
	Billing	\$ 11,850		
Personnel Training / Travel / Meetings		\$ 4,000	\$ 4,000	\$ 4,000
	Training & CEUs for Operators Licenses	\$ 2,250		
	Idaho Reuse Conference	\$ 750		
	Travel to Meetings & Training	\$ 1,000		

Capital Outlay FY 20/21

Dept: Wastewater Division



Description		FY 18/19 Budget	FY 19/20 Budget	FY 20/21 Budget
Capital Outlay		\$ 583,500	\$ 235,000	\$ 462,000
Energy Efficiency Projects	\$ 10,000			
Machinery and Equipment	\$ 15,000			
Construction (Driveway & Parking Area)	\$ 290,000			
Capital Facility Plan	\$ 147,000			

Staffing Analysis FY 20/21



Dept: Wastewater Division

Position	FY 18/19 Budget	FY 19/20 Budget	FY 20/21 Budget
Utilities Department Director	0.5	0.5	0.5
Wastewater Division Supervisor	1	1	1
Wastewater Collection Supervisor	0	0	0
Wastewater Plant Lab Technician	1	1	1
Wastewater TP Lead Operator	1	1	1
Sr. Wastewater Utilities Operator	3	3	3
Wastewater Utilities Office Coordinator (shared)	1	1	1
TOTAL	7.5	7.5	7.5



One Time General Fund Capital Improvements

This section of the budget identifies capital improvements funded with one-time funding from the General Fund and other sources.

FY 2020-21 Highlights

Summary: Through the General CIP Fund, the City will continue citywide investment in park irrigation systems, sidewalk safety repairs, undergrounding of utility lines, and technology upgrades to capitalize on the improvements of prior projects.

The City will also initiate a review of Forest Service Park to identify potential long-term uses and capital investment requirements of the park. The City will similarly initiate a review of the Warm Springs Road intersections between Saddle Road and Tenth Street to identify infrastructure improvements that may improve traffic flow at certain intersections.

In FY 21, the City is focused on continuing the work required to establish adequate facilities for City operations. Following the acquisition of a new City Hall in FY 18, the City will seek to embark upon an interior renovation of the building with a planned occupancy in FY 21.

Personnel: No personnel are funded from this account.

CITY OF KETCHUM
BUDGET REVENUES

GENERAL CAPITAL IMPROVEMENT FD

	ACTUAL 2018-2019	BUDGET 2019-2020	BUDGET 2020-2021	PCNT CHANG
<u>GENERAL CIP REVENUE</u>				
03-3100-6100 IDAHO POWER FRANCHISE	268,749	265,200	265,200	.0
03-3100-6130 WATER UTILITY ROW FEE(5%)	88,783	0	0	.0
03-3100-6140 WASTEWATER UTILITY ROW FEE(5%)	81,050	0	0	.0
TOTAL GENERAL CIP REVENUE	438,581	265,200	265,200	.0
<u>MISCELLANEOUS REVENUE</u>				
03-3700-1000 INTEREST EARNINGS	16,533	20,000	15,000	(25.0)
03-3700-8701 TRANSFER FROM GENERAL FUND	0	0	17,565	.0
03-3700-8719 TRANSFER FROM PARK CIP	12,500	0	0	.0
03-3700-8722 TRANSFER FROM LOT FUND	0	86,833	0	(100.0)
03-3700-8763 REIMBURSEMENT FROM WATER FUND	6,387	6,387	6,387	.0
03-3700-8765 REIMBURSMNT FROM WASTEWATER FD	7,629	7,629	7,629	.0
03-3700-8798 URA FUNDING	250,000	0	0	.0
TOTAL MISCELLANEOUS REVENUE	293,049	120,849	46,581	(61.5)
<u>FUND BALANCE</u>				
03-3800-9000 FUND BALANCE	0	263,614	251,219	(4.7)
TOTAL FUND BALANCE	0	263,614	251,219	(4.7)
TOTAL FUND REVENUE	731,630	649,663	563,000	(13.3)

CITY OF KETCHUM
BUDGET EXPENDITURES

GENERAL CAPITAL IMPROVEMENT FD

	ACTUAL 2018-2019	BUDGET 2019-2020	BUDGET 2020-2021	PCNT CHANG
<u>GENERAL CIP EXPENDITURES</u>				
MATERIALS AND SERVICES:				
03-4193-4250 ENERGY WORK PROGRAM	45,780	48,956	0	(100.0)
03-4193-4251 LOW FLOW FIXTURE PROGRAM	0	0	50,000	.0
03-4193-6000 GUY COLES SKATEPARK	1,250	0	0	.0
TOTAL MATERIAL AND SERVICES	47,030	48,956	50,000	2.1
CAPITAL OUTLAY:				
03-4193-7180 UNDERGROUNDING	0	180,000	180,000	.0
03-4193-7190 SIDEWALK/LIGHTING	347,433	50,000	0	(100.0)
03-4193-7193 WARM SPRINGS RD ANALYSIS	66,716	0	50,000	.0
03-4193-7200 TECHNOLOGY UPGRADES	73,506	65,000	65,000	.0
03-4193-7201 ESF- PUBLIC OUTREACH/DESIGN	1,150	0	0	.0
03-4193-7400 COMPUTER/COPIER LEASING	40,079	43,000	43,000	.0
03-4193-7600 ATKINSON PARK IRRIGATION	0	25,000	25,000	.0
03-4193-7603 FOREST SERVICE PARK UNITS	0	50,000	50,000	.0
03-4193-7607 SIDEWLK/STREET SAFETY REPAIR	238,906	41,707	100,000	139.8
03-4193-7800 MISCELLANEOUS CONSTRUCTION	0	31,000	0	(100.0)
03-4193-7801 MISCELLANEOUS EQUIPMENT	8,386	15,000	0	(100.0)
TOTAL CAPITAL OUTLAY	776,175	500,707	513,000	2.5
OTHER EXPENDITURES:				
03-4193-8801 TRANSFER TO GENERAL FUND	0	100,000	0	(100.0)
03-4193-8805 TRANSFER TO STREET CIP	48,160	0	0	.0
TOTAL OTHER EXPENDITURES	48,160	100,000	0	(100.0)
TOTAL GENERAL CIP EXPENDITURES	871,366	649,663	563,000	(13.3)
TOTAL FUND EXPENDITURES	871,366	649,663	563,000	(13.3)
NET REVENUE OVER EXPENDITURES	(139,736)	0	0	.0

Capital Outlay FY 20/21



Description	FY 18/19 Budget	FY 19/20 Budget	FY 20/21 Budget
Capital Projects	\$ 498,600	\$ 649,663	\$ 563,000

	City Carry Forward	Total	Total
Infrastructure			
New Sidewalk and Lighting Installation	\$ -	\$ -	\$ -
Undergrounding Utilities	\$ 176,219	\$ 3,781	\$ 180,000
Warm Springs Road Analysis	\$ -	\$ 50,000	\$ 50,000
Forest Service State-of-good-repair	\$ 50,000	\$ -	\$ 50,000
Sidewalk and Street Safety Repairs	\$ -	\$ 100,000	\$ 100,000
Low-Flow Plumbing Upgrades	\$ -	\$ 50,000	\$ 50,000
Recreation			
City Park Irrigation Upgrades	\$ 25,000	\$ -	\$ 25,000
Equipment			
Technology Upgrades	\$ -	\$ 40,000	\$ 40,000
BCEC Computer-aided Dispatch	\$ -	\$ 25,000	\$ 25,000
Computer/Copier Leasing	\$ -	\$ 43,000	\$ 43,000
Total	\$ 251,219	\$ 311,781	\$ 563,000

CITY OF KETCHUM
BUDGET REVENUES

ESSENTIAL SERVICES FAC. TRUST

	ACTUAL 2018-2019	BUDGET 2019-2020	BUDGET 2020-2021	PCNT CHANG
<u>MISCELLANEOUS REVENUE</u>				
95-3700-1000 INTEREST EARNINGS	1,340	250	5,000	1,900.0
95-3700-2000 RENT	226,526	237,000	30,000	(87.3)
95-3700-6200 DONATIONS TO CITY HALL	1,000	0	0	.0
95-3700-8701 TRANSFER FROM GENERAL FUND	200,000	0	0	.0
TOTAL MISCELLANEOUS REVENUE	428,866	237,250	35,000	(85.3)
 <u>FUND BALANCE</u>				
95-3800-9000 FUND BALANCE	0	0	385,600	.0
TOTAL FUND BALANCE	0	0	385,600	.0
TOTAL FUND REVENUE	428,866	237,250	420,600	77.3

CITY OF KETCHUM
BUDGET EXPENDITURES

ESSENTIAL SERVICES FAC. TRUST

	ACTUAL 2018-2019	BUDGET 2019-2020	BUDGET 2020-2021	PCNT CHANG
<u>ESF TRUST EXPENDITURES</u>				
MATERIALS AND SERVICES:				
95-4193-4200 PROFESSIONAL SERVICES	32,046	32,000	7,825	(75.6)
95-4193-5100 TELEPHONE & COMMUNICATIONS	660	700	120	(82.9)
95-4193-5200 UTILITIES	30,026	37,000	4,740	(87.2)
95-4193-5210 SOLID WASTE COLLECTION	1,848	2,000	415	(79.3)
95-4193-5900 REPAIR & MAINTENANCE-BUILDINGS	4,594	3,500	1,500	(57.1)
95-4193-6950 MAINTENANCE & IMPROVEMENTS	2,412	3,600	1,000	(72.2)
TOTAL MATERIAL AND SERVICES	71,587	78,800	15,600	(80.2)
CAPITAL OUTLAY:				
95-4193-7201 FUTURE ESF CITY HALL	0	50,000	405,000	710.0
95-4193-7205 FUTURE ESF FIRE	131,798	0	0	.0
TOTAL CAPITAL OUTLAY	131,798	50,000	405,000	710.0
TOTAL ESF TRUST EXPENDITURES	203,385	128,800	420,600	226.6
TOTAL FUND EXPENDITURES	203,385	128,800	420,600	226.6
NET REVENUE OVER EXPENDITURES	225,481	108,450	0	(100.0)

ESF Trust Fund FY 20/21



Description	FY 18/19 Budget	FY 19/20 Budget	FY 20/21 Budget
Capital Projects	\$ -	\$ 50,000	\$ 405,000
Funding for City Hall Planning	\$ 405,000		



Community Housing In-Lieu Fund

The purpose of the Community Housing In-Lieu Fund is to provide budget authority to administer the City's community housing in-lieu program. In-lieu funds are restricted for uses that advance community housing efforts.

FY 2020-21 Highlights

Summary: The Fund is projected to have approximately \$2.4 million available at the end of FY 20 for implementation of the City's community housing initiatives. The budget includes appropriating \$2.2 million of those funds to allow the City to pursue projects as they arise.

Additionally, \$50,000 of in-lieu funds will fund the Blaine County Housing Authority contract in FY 21.

CITY OF KETCHUM
BUDGET REVENUES

IN-LIEU HOUSING FUND

	ACTUAL 2018-2019	BUDGET 2019-2020	BUDGET 2020-2021	PCNT CHANG
<u>MISCELLANEOUS REVENUE</u>				
52-3700-1000 INTEREST EARNINGS	59,313	36,000	30,000	(16.7)
52-3700-7500 IN-LIEU-AFFORDABLE HOUSING FEE	184,759	0	0	.0
TOTAL MISCELLANEOUS REVENUE	244,073	36,000	30,000	(16.7)
<u>FUND BALANCE</u>				
52-3800-9000 FUND BALANCE	0	2,239,000	2,200,000	(1.7)
TOTAL FUND BALANCE	0	2,239,000	2,200,000	(1.7)
TOTAL FUND REVENUE	244,073	2,275,000	2,230,000	(2.0)

CITY OF KETCHUM
BUDGET EXPENDITURES

IN-LIEU HOUSING FUND

	ACTUAL 2018-2019	BUDGET 2019-2020	BUDGET 2020-2021	PCNT CHANG
<u>IN-LIEU HOUSING EXPENDITURES</u>				
MATERIALS AND SERVICES:				
52-4410-6020 BC-KETCHUM HOUSING AUTHORITY	75,000	75,000	50,000	(33.3)
TOTAL MATERIAL AND SERVICES	75,000	75,000	50,000	(33.3)
CAPITAL OUTLAY:				
52-4410-7115 AFFORDBLE WORKFORCE HOUSING	0	2,200,000	2,200,000	.0
TOTAL CAPITAL OUTLAY	0	2,200,000	2,200,000	.0
TOTAL IN-LIEU HOUSING EXPENDITURES	75,000	2,275,000	2,250,000	(1.1)
TOTAL FUND EXPENDITURES	75,000	2,275,000	2,250,000	(1.1)
NET REVENUE OVER EXPENDITURES	169,073	0	(20,000)	.0

Materials, Services and Capital FY 20/21

Dept: Community Housing In-Lieu Fund



Description	FY 18/19 Budget	FY 19/20 Budget	FY 20/21 Budget
Blaine County Housing Authority	\$ 75,000	\$ 75,000	\$ 50,000



General Obligation and Debt Service Fund

The General Obligation and Debt Service Fund provides for debt service on the City's Series 2007 General Obligation (G.O.) Bonds that funded certain Streets Department capital equipment acquisitions as well as the Series 2020 General Obligation Bonds that are funding construction of the new station for the Fire and Rescue Department.

The 2007 G.O. Bonds were authorized by the requisite two-thirds of the voters at the election held on November 7, 2006, in the amount of \$1,550,000. Ordinance 1014 provides for the repayment of the bonds over a 14-year term. The final payment is scheduled for August 2021. Interest rates on the bonds vary from 3.72% to 4.43%.

The 2020 G.O. Bonds were authorized by the requisite two-thirds of the voters at the election held on November 5, 2019, in the amount of \$11,500,000. Ordinance 1201 provides for the repayment of the bonds over a 25-year term. The final payment is scheduled for September 2044. Interest rates on the bonds vary from 2.00% to 5.00% with a true interest cost of 1.92% over the life of the bonds.

FY 2020-21 Highlights

Summary: Funding for the FY 21 general obligation debt service payment on both series of G.O. bonds is included. Due to requirements of the bond holders, each series of bond is accounted for in a separate fund.

CITY OF KETCHUM
BUDGET REVENUES

GO BOND DEBT SERVICE FUND

	ACTUAL 2018-2019	BUDGET 2019-2020	BUDGET 2020-2021	PCNT CHANG
<u>MISCELLANEOUS REVENUE</u>				
40-3700-1000 INTEREST EARNINGS	654	329	0	(100.0)
40-3700-8701 TRANSFER FROM GENERAL FUND	149,507	149,507	149,835	.2
TOTAL MISCELLANEOUS REVENUE	150,161	149,836	149,835	.0
TOTAL FUND REVENUE	150,161	149,836	149,835	.0

CITY OF KETCHUM
BUDGET EXPENDITURES

GO BOND DEBT SERVICE FUND

		ACTUAL 2018-2019	BUDGET 2019-2020	BUDGET 2020-2021	PCNT CHANG
<u>GO BOND DEBT SRVICE EXP/TRNFRS</u>					
MATERIALS AND SERVICES:					
40-4800-4200	PROF.SERVICES-PAYING AGENT	0	500	500	.0
TOTAL MATERIAL AND SERVICES		0	500	500	.0
OTHER EXPENDITURES:					
40-4800-8100	DEBT SRVC ACCT PRINCIPL-ST EQ	131,000	137,000	143,000	4.4
40-4800-8200	DEBT SRVC ACCT INTEREST-ST EQ	18,008	12,336	6,335	(48.7)
TOTAL OTHER EXPENDITURES		149,008	149,336	149,335	.0
TOTAL GO BOND DEBT SRVICE EXP/TRNFR		149,008	149,836	149,835	.0
TOTAL FUND EXPENDITURES		149,008	149,836	149,835	.0
NET REVENUE OVER EXPENDITURES		1,154	0	0	.0

CITY OF KETCHUM
BUDGET REVENUES

FIRE BOND FUND

	ACTUAL 2018-2019	BUDGET 2019-2020	BUDGET 2020-2021	PCNT CHANG
<u>PROPERTY TAX</u>				
41-3100-1000 PROPERTY TAX GO LEVY	0	0	615,284	.0
TOTAL SOURCE 3100	0	0	615,284	.0
TOTAL FUND REVENUE	0	0	615,284	.0

CITY OF KETCHUM
BUDGET EXPENDITURES

FIRE BOND FUND

	ACTUAL 2018-2019	BUDGET 2019-2020	BUDGET 2020-2021	PCNT CHANG
<u>FIRE BOND FUND EXP/TRNFRS</u>				
MATERIALS AND SERVICES:				
41-4800-4205 PROF SERVICES PAYING AGENT	0	0	1,500	.0
TOTAL MATERIAL AND SERVICES	0	0	1,500	.0
OTHER EXPENDITURES:				
41-4800-8100 DEBT SRVC ACCT PRINCIPL-ST EQ	0	0	145,000	.0
41-4800-8200 DEBT SRVC ACCT INTEREST-ST EQ	0	0	468,784	.0
TOTAL OTHER EXPENDITURES	0	0	613,784	.0
TOTAL FIRE BOND FUND EXP/TRNFRS	0	0	615,284	.0
TOTAL FUND EXPENDITURES	0	0	615,284	.0
NET REVENUE OVER EXPENDITURES	0	0	0	.0



Local Option Tax Fund (LOT) Original LOT and Additional 1% LOT

The Original Local Option Tax (LOT) was effective December 15, 1978. Since the original adoption of the LOT, voters have approved or modified the tax in 1979, 1983, 1984, 1988, 1997, and 2011. In 2011 the voters approved a new fifteen-year term. The LOT is to be used for: a) municipal transportation, b) open space acquisition and recreation, c) capital improvements, d) emergency services; police, fire and ambulance, e) city promotion, visitor information and special events, f) property tax relief, g) direct costs to collect and enforce the tax. The tax imposes 1% on retail, 1% on building material, 2% on liquor by the drink, and 2% on short term lodging and rentals.

In November 2013 an additional 1% was added to the LOT with authority to collect for five years. This additional 1% LOT was renewed by voters in May 2016 for another 5-year period which will extend through calendar year 2023. This additional 1% is to be used to a) maintain and increase commercial air service to Friedman Memorial Airport through the use of minimum revenue guarantees or other inducements to air providers, b) promote and market the existing service and any future service to increase passengers, c) all ancillary costs associated with the ongoing effort to maintain and increase commercial air service, including management costs and bussing due to flight diversions, d) direct costs to collect and enforce the tax, including administrative and legal fees.

FY 2020-21 Highlights

Summary: **Original LOT:** In FY 21, revenue into the Local Option Tax Fund is anticipated to be significantly below recent levels due to national and global events. A reduction of \$850,000 (34%) from budgeted FY 20 levels is forecast. In response to the forecasted revenue decline, and in recognition of the nature of the current state. LOT funding is supporting basic city services such as Police, Fire, and Mountain Rides. Discretionary spending on marketing and events has been eliminated or significantly reduced.

Funding for Mountain Rides has been reduced by 25%; however, that service will continue at FY 20 service levels due to one-time federal funding that will expire after FY 22. The City also funds consolidated dispatch and portions of the police and fire services with LOT funds.

Additional 1% LOT: Similar FY 21 revenue declines are forecast in the 1% LOT fund.

CITY OF KETCHUM
BUDGET REVENUES

ORIGINAL LOT FUND

	ACTUAL 2018-2019	BUDGET 2019-2020	BUDGET 2020-2021	PCNT CHANG
<u>ORIGINAL LOT TAX</u>				
22-3100-3000 ORIGINAL LOT TAX	2,624,681	2,500,000	1,650,000	(34.0)
TOTAL ORIGINAL LOT TAX	2,624,681	2,500,000	1,650,000	(34.0)
<u>MISCELLANEOUS REVENUE</u>				
22-3700-1000 INTEREST EARNINGS	767	1,000	1,000	.0
22-3700-3600 REFUNDS & REIMBURSEMENTS	(34)	0	0	.0
22-3700-8725 TRANSFR FROM ADDITIONAL 1%-LOT	66,247	66,247	66,247	.0
TOTAL MISCELLANEOUS REVENUE	66,979	67,247	67,247	.0
TOTAL FUND REVENUE	2,691,661	2,567,247	1,717,247	(33.1)

CITY OF KETCHUM
BUDGET EXPENDITURES

ORIGINAL LOT FUND

	ACTUAL 2018-2019	BUDGET 2019-2020	BUDGET 2020-2021	PCNT CHANG
<u>ORIGINAL LOT TAX</u>				
MATERIALS AND SERVICES:				
22-4910-3610 PROCESSING FEE XBP	843	0	0	.0
22-4910-5000 ADMINISTRATIVE EXPENSE-GEN FND	2,500	2,500	2,500	.0
22-4910-6040 SUN VALLEY MARKETING ALLIANCE	440,000	400,000	0	(100.0)
22-4910-6060 EVENTS/PROMOTIONS	79,744	75,500	50,000	(33.8)
22-4910-6080 MOUNTAIN RIDES	665,700	624,700	469,000	(24.9)
22-4910-6090 CONSOLIDATED DISPATCH	147,847	147,847	152,282	3.0
TOTAL MATERIAL AND SERVICES	1,336,634	1,250,547	673,782	(46.1)
OTHER EXPENDITURES:				
22-4910-8801 REIMBURSE GF POLICE/FIRE/AMB	1,164,256	1,103,317	909,465	(17.6)
22-4910-8802 TRNSFR TO WAGON DAYS FUND	132,250	117,550	80,000	(31.9)
22-4910-8803 TRANSFER TO GENERAL CIP	0	86,833	0	(100.0)
22-4910-8811 TRANSFER TO FIRE CIP	0	0	45,000	.0
22-4910-9930 ORIG. LOT FUND CONTINGENCY	0	9,000	9,000	.0
TOTAL OTHER EXPENDITURES	1,296,506	1,316,700	1,043,465	(20.8)
TOTAL ORIGINAL LOT TAX	2,633,140	2,567,247	1,717,247	(33.1)
TOTAL FUND EXPENDITURES	2,633,140	2,567,247	1,717,247	(33.1)
NET REVENUE OVER EXPENDITURES	58,521	0	0	100.0

Materials, Services and Capital FY 20/21



Dept: Original LOT

Description		FY 18/19 Budget	FY 19/20 Budget	FY 20/21 Budget
Municipal Transportation		\$ 665,700	\$ 624,700	\$ 469,000
	Mountain Rides	\$ 469,000		
Emergency Services: Police, Fire and Ambulance		\$ 1,122,797	\$ 1,251,164	\$ 1,106,747
	Blaine County Dispatch (152,282)			
	Police Contract (full contract is \$1,425,062)			
	Fire & Rescue Support (full cost is \$2,150,834)			
	Fire CIP Contribution (Capital Equipment)			
City Promotion, Visitor Information and Special Events		\$ 667,250	\$ 593,050	\$ 130,000
	Wagon Days Transfer	\$ 80,000		
	Other City Events	\$ 50,000		
	Nightmare on Main Street	\$ 1,000		
	Holiday Lighting Ceremony	\$ 1,000		
	11th Annual Pond Hockey Tournament	\$ 500		
	Summer Concert Series	\$ 15,000		
	Pump Park Competition	\$ 250		
	Skate Park Competition	\$ 250		
	Rail Jam	\$ 3,000		
	City Partnerships	\$ 7,000		
	Winter Solstice	\$ 4,000		
	Summer Solstice	\$ 5,000		
	Movie Nights	\$ 2,000		
	A Fair on the Square	\$ 3,000		
	Event Operations	\$ 8,000		
Direct Costs to Collect and Enforce the Tax		\$ 11,500	\$ 11,500	\$ 11,500
	Administrative Expense Reimbursement	\$ 2,500		
	Contingency	\$ 9,000		
Capital Projects		\$ 9,000	\$ 86,833	\$ -

Staffing Analysis FY 20/21



Dept: LOT Fund

Position	FY 18/19 Budget	FY 19/20 Budget	FY 20/21 Budget
Event Coordinator	0	0	0
Administrative Assistant	0	0	0
Police Officer	0	0	0
TOTAL	<hr/> 0	<hr/> 0	<hr/> 0



Local Option Tax Fund
Original LOT and Additional 1% LOT

FY 2020-21 Highlights

Personnel: No personnel are budgeted in this fund.

Capital: In FY 21, \$45,000 is provided to the Fire Capital Improvement fund for the purchase of certain capital equipment as detailed in Tab 4 of this book.

CITY OF KETCHUM
BUDGET REVENUES

ADDITIONAL 1%-LOT FUND

	ACTUAL 2018-2019	BUDGET 2019-2020	BUDGET 2020-2021	PCNT CHANG
<u>ADDITIONAL 1%-LOT</u>				
25-3100-3010 ADDITIONAL 1%-LOT	2,277,713	2,221,861	1,500,000	(32.5)
TOTAL ADDITIONAL 1%-LOT	2,277,713	2,221,861	1,500,000	(32.5)
TOTAL FUND REVENUE	2,277,713	2,221,861	1,500,000	(32.5)

CITY OF KETCHUM
BUDGET EXPENDITURES

ADDITIONAL 1%-LOT FUND

	ACTUAL 2018-2019	BUDGET 2019-2020	BUDGET 2020-2021	PCNT CHANG
<u>ADDITIONAL 1%-LOT</u>				
MATERIALS AND SERVICES:				
25-4910-4220 SUN VALLEY AIR SERVICE BOARD	2,066,740	2,155,614	1,433,753	(33.5)
TOTAL MATERIAL AND SERVICES	2,066,740	2,155,614	1,433,753	(33.5)
OTHER EXPENDITURES:				
25-4910-8822 TRANSFER TO ORIG LOT-DIR COST	66,247	66,247	66,247	.0
TOTAL OTHER EXPENDITURES	66,247	66,247	66,247	.0
TOTAL ADDITIONAL 1%-LOT	2,132,987	2,221,861	1,500,000	(32.5)
TOTAL FUND EXPENDITURES	2,132,987	2,221,861	1,500,000	(32.5)
NET REVENUE OVER EXPENDITURES	144,726	0	0	.0

Materials, Services and Capital FY 20/21



Dept: Additional 1% LOT

Description	FY 18/19 Budget	FY 19/20 Budget	FY 20/21 Budget
Maintain and Increase Commercial Air Service, Promote and Market the Existing and Future Service, and All Ancillary Costs	\$ 2,066,740	\$ 2,155,614	\$ 1,433,753
Sun Valley Air Service Board	\$ -		
Direct Costs to Collect and Enforce the Tax, Including Administrative and Legal Fees	\$ 66,247	\$ 66,247	\$ 66,247
Administrative Expense Reimbursement	\$ -		



Wagon Days Fund

The Wagon Days Fund provides budget authority to support the annual Wagon Days Celebration that takes place during the Labor Day weekend. The Wagon Days Celebration is funded through a mix of ticket and souvenir sales coupled with the Local Option Tax Fund.

FY 2020-21 Highlights

Summary: In response to the forecasted Local Option Tax revenue decline, and in recognition of the nature of the current environment, funding for Wagon Days has been reduced as fewer visitors are expected and certain operational changes are expected.

CITY OF KETCHUM
BUDGET REVENUES

WAGON DAYS FUND

	ACTUAL 2018-2019	BUDGET 2019-2020	BUDGET 2020-2021	PCNT CHANG
<u>WAGON DAYS REVENUE</u>				
02-3400-1100 WAGON DAYS FEES	1,800	1,500	1,000	(33.3)
02-3400-6700 SALES-SOUVENIRS,TICKET,PICNIC	6,678	9,000	4,500	(50.0)
TOTAL WAGON DAYS REVENUE	8,478	10,500	5,500	(47.6)
<u>MISCELLANEOUS REVENUE</u>				
02-3700-1000 INTEREST EARNINGS	307	75	150	100.0
02-3700-6200 DONATIONS-ORE WAGON RESTORAT	689	0	0	.0
02-3700-6500 SPONSORSHIPS	3,180	0	0	.0
02-3700-7000 RESERVED SEATING	4,500	0	0	.0
02-3700-8722 TRANSFER FROM LOT	132,250	117,550	80,000	(31.9)
TOTAL MISCELLANEOUS REVENUE	140,926	117,625	80,150	(31.9)
TOTAL FUND REVENUE	149,404	128,125	85,650	(33.2)

CITY OF KETCHUM
BUDGET EXPENDITURES

WAGON DAYS FUND

	ACTUAL 2018-2019	BUDGET 2019-2020	BUDGET 2020-2021	PCNT CHANG
<u>WAGON DAYS EXPENDITURES</u>				
PERSONAL SERVICES:				
02-4530-2900 AWARDS	5,030	6,200	3,500	(43.6)
TOTAL PERSONAL SERVICES	5,030	6,200	3,500	(43.6)
MATERIALS AND SERVICES:				
02-4530-3100 OFFICE SUPPLIES & POSTAGE	414	250	0	(100.0)
02-4530-3200 OPERATING SUPPLIES	8,669	5,500	5,000	(9.1)
02-4530-3250 SOUVENIRS SUPPLIES	5,267	5,150	250	(95.2)
02-4530-3310 STATE SALES TAX	760	425	300	(29.4)
02-4530-4200 PROFESSIONAL SERVICES	56,936	61,430	54,650	(11.0)
02-4530-4210 PARADE PARTCPNT/FIDDLERS/POETS	24,575	31,770	14,150	(55.5)
02-4530-4220 GRAND MARSHAL DINNER	4,626	4,500	0	(100.0)
02-4530-4230 HISTORY/CHILDREN'S ACTIVITIES	5,335	2,500	3,300	32.0
02-4530-4240 CONCERT	16,178	0	0	.0
02-4530-4400 ADVERTISING & LEGAL PUBLICATIO	10,448	8,200	1,000	(87.8)
02-4530-5210 SOLID WASTE COLLECTION	3,623	2,200	3,500	59.1
TOTAL MATERIAL AND SERVICES	136,831	121,925	82,150	(32.6)
TOTAL WAGON DAYS EXPENDITURES	141,861	128,125	85,650	(33.2)
TOTAL FUND EXPENDITURES	141,861	128,125	85,650	(33.2)
NET REVENUE OVER EXPENDITURES	7,543	0	0	.0

Materials, Services and Capital FY 20/21



Dept: Wagon Days Fund

Description	FY 18/19 Budget	FY 19/20 Budget	FY 20/21 Budget
Professional Services	\$ 93,200	\$ 93,200	\$ 54,650
Sun Valley Events	\$ 25,000		
Parade Sign Carriers	\$ 750		
Red Barn Camp Hosts	\$ 1,200		
Red's Meadows (Tanner)	\$ 25,000		

GENERAL FUND

FUND SUMMARY

	ADOPTED 2019-2020	PROJECTED 2019-2020	PROPOSED 2020-2021	% CHANGE PFY19/FY20
RESOURCES				
Beginning Cash Balance	1,789,004	1,872,043	1,720,358	-8.1%
Revenue	10,726,271	10,106,886	10,317,770	2.1%
Total Resources	12,515,275	11,978,929	12,038,128	0.5%
REQUIREMENTS				
Appropriations:				
Legislative and Executive	349,114	337,612	348,771	3.3%
Administrative Services	1,830,395	1,796,839	1,831,844	1.9%
Fire & Rescue	2,232,389	2,225,389	2,150,834	-3.4%
Legal Services	234,100	386,700	234,100	-39.5%
Law Enforcement	1,705,661	1,632,852	1,624,058	-0.5%
Non-Departmental	245,000	219,200	106,136	-51.6%
Recreation Department	552,035	470,091	582,382	23.9%
Planning & Building	711,098	678,105	661,745	-2.4%
Facility Maintenance	760,029	640,520	749,518	17.0%
Street Department	2,141,639	1,871,263	2,028,382	8.4%
Total Appropriations	10,761,459	10,258,571	10,317,770	0.6%
Ending Cash Balance	1,753,816	1,720,358	1,720,358	0.0%
			ENDING FUND BALANCE	16.67%

WAGON DAYS**FUND SUMMARY**

	ADOPTED 2019-2020	PROJECTED 2019-2020	PROPOSED 2020-2021	% CHANGE PFY19/FY20
RESOURCES				
Beginning Cash Balance	9,731	9,731	9,731	0.0%
Revenue	128,125	53,125	85,650	61.2%
Total Resources	137,856	62,856	95,381	51.7%
REQUIREMENTS				
Appropriations	128,125	53,125	85,650	61.2%
Total Appropriations	128,125	53,125	85,650	61.2%
Ending Cash Balance	9,731	9,731	9,731	0.0%

GENERAL FUND CIP**FUND SUMMARY**

	ADOPTED 2019-2020	PROJECTED 2019-2020	PROPOSED 2020-2021	% CHANGE FY19/PFY20
RESOURCES				
Beginning Cash Balance	898,133	898,133	884,182	-1.6%
Revenue	386,049	386,049	311,781	-19.2%
Total Resources	<u>1,284,182</u>	<u>1,284,182</u>	<u>1,195,963</u>	<u>-6.9%</u>
REQUIREMENTS				
Appropriations	649,663	400,000	563,000	40.8%
Total Appropriations	<u>649,663</u>	<u>400,000</u>	<u>563,000</u>	<u>40.8%</u>
Ending Cash Balance	634,519	884,182	632,963	-28.4%

ESF TRUST FUND**FUND SUMMARY**

	ADOPTED 2019-2020	PROJECTED 2019-2020	PROPOSED 2020-2021	% CHANGE FY19/PFY20
RESOURCES				
Beginning Cash Balance	274,979	274,979	387,229	N/A
Revenue	237,250	237,250	35,000	-85.2%
Total Resources	512,229	512,229	422,229	-17.6%
REQUIREMENTS				
Appropriations	128,800	125,000	420,600	236.5%
Total Appropriations	128,800	125,000	420,600	236.5%
Ending Cash Balance	383,429	387,229	1,629	-99.6%

STREET CIP**FUND SUMMARY**

	ADOPTED 2019-2020	PROJECTED 2019-2020	PROPOSED 2020-2021	% CHANGE FY19/PFY20
RESOURCES				
Beginning Cash Balance	398,936	398,936	367,336	-7.9%
Revenue	18,400	18,400	27,500	49.5%
Total Resources	417,336	417,336	394,836	-5.4%
REQUIREMENTS				
Appropriations	262,600	50,000	232,600	365.2%
Total Appropriations	262,600	50,000	232,600	365.2%
Ending Cash Balance	154,736	367,336	162,236	-55.8%

LAW ENFORCEMENT CIP**FUND SUMMARY**

	ADOPTED 2019-2020	PROJECTED 2019-2020	PROPOSED 2020-2021	% CHANGE FY19/PFY20
RESOURCES				
Beginning Cash Balance	18,025	18,025	18,325	1.7%
Revenue	300	300	900	N/A
Total Resources	18,325	18,325	19,225	4.9%
REQUIREMENTS				
Appropriations	-1	0	250	N/A
Total Appropriations	-1	0	250	N/A
Ending Cash Balance	18,326	18,325	18,975	3.5%

FIRE & RESCUE CIP**FUND SUMMARY**

	ADOPTED 2019-2020	PROJECTED 2019-2020	PROPOSED 2020-2021	% CHANGE FY19/PFY20
RESOURCES				
Beginning Cash Balance	249,809	249,809	270,759	8.4%
Revenue	97,718	97,718	112,930	15.6%
Total Resources	347,527	347,527	383,689	10.4%
REQUIREMENTS				
Appropriations	76,768	76,768	104,330	35.9%
Total Appropriations	76,768	76,768	104,330	35.9%
Ending Cash Balance	270,759	270,759	279,359	3.2%

PARKS & RECREATION CIP

FUND SUMMARY

	ADOPTED 2019-2020	PROJECTED 2019-2020	PROPOSED 2020-2021	% CHANGE FY19/PFY20
RESOURCES				
Beginning Cash Balance	12,385	12,385	12,660	2.2%
Revenue	275	275	10,200	3609.1%
Total Resources	12,660	12,660	22,860	80.6%
REQUIREMENTS				
Appropriations	0	0	0	0.0%
Total Appropriations	0	0	0	0.0%
Ending Cash Balance	12,660	12,660	22,860	80.6%

FIRE CONSTRUCTION CIP

FUND SUMMARY

	ADOPTED 2019-2020	PROJECTED 2019-2020	PROPOSED 2020-2021	% CHANGE FY19/PFY20
RESOURCES				
Beginning Cash Balance	0	0	9,500,000	#DIV/0!
Revenue	0	11,500,000	0	-100.0%
Total Resources	0	11,500,000	9,500,000	-17.4%
REQUIREMENTS				
Appropriations	0	2,000,000	9,500,000	375.0%
Total Appropriations	0	2,000,000	9,500,000	375.0%
Ending Cash Balance	0	9,500,000	0	-100.0%

ORIGINAL LOT FUND**FUND SUMMARY**

	ADOPTED 2019-2020	PROJECTED 2019-2020	PROPOSED 2020-2021	% CHANGE FY19/PFY20
RESOURCES				
Beginning Cash Balance	47,866	115,386	11,386	
Revenue	2,567,247	2,425,000	1,717,247	-29.2%
Total Resources	2,615,113	2,540,386	1,728,633	-32.0%
REQUIREMENTS				
Appropriations	2,558,247	2,520,000	1,708,247	-90.1%
Contingency	9,000	9,000	9,000	-29.2%
Total Appropriations	2,567,247	2,529,000	1,717,247	-32.0%
Ending Cash Balance	47,866	11,386	11,386	0.0%

ADDITIONAL 1% - LOT**FUND SUMMARY**

	ADOPTED 2019-2020	PROJECTED 2019-2020	PROPOSED 2020-2021	% CHANGE FY19/PFY20
RESOURCES				
Beginning Cash Balance	322,316	322,316	199,206	N/A
Revenue	2,221,861	2,098,752	1,500,000	-28.5%
Total Resources	2,544,177	2,421,068	1,699,206	-29.8%
REQUIREMENTS				
Appropriations	2,221,861	2,221,861	1,500,000	-32.5%
Total Appropriations	2,221,861	2,221,861	1,500,000	-32.5%
Ending Cash Balance	322,316	199,206	199,206	0.0%

GO BOND DEBT SERVICE FUND

FUND SUMMARY

	ADOPTED 2019-2020	PROJECTED 2019-2020	PROPOSED 2020-2021	% CHANGE FY19/PFY20
RESOURCES				
Beginning Cash Balance	1,946	1,946	1,946	0.0%
Revenue	149,836	149,836	149,835	0.0%
Total Resources	151,782	151,782	151,781	0.0%
REQUIREMENTS				
Appropriations	149,836	149,836	149,835	0.0%
Total Appropriations	149,836	149,836	149,835	0.0%
Ending Cash Balance	1,946	1,946	1,946	0.0%

GO BOND FIRE FUND

FUND SUMMARY

	ADOPTED 2019-2020	PROJECTED 2019-2020	PROPOSED 2020-2021	% CHANGE FY19/PFY20
RESOURCES				
Beginning Cash Balance	0	0	0	0.0%
Revenue	0	0	615,284	0.0%
Total Resources	0	0	615,284	0.0%
REQUIREMENTS				
Appropriations	0	0	615,284	0.0%
Total Appropriations	0	0	615,284	0.0%
Ending Cash Balance	0	0	0	0.0%

IN-LIEU HOUSING FUND**FUND SUMMARY**

	ADOPTED 2019-2020	PROJECTED 2019-2020	PROPOSED 2020-2021	% CHANGE FY19/PFY20
RESOURCES				
Beginning Cash Balance	2,467,519	2,467,519	2,384,519	-3.4%
Revenue	36,000	200,000	30,000	-85.0%
Total Resources	2,503,519	2,667,519	2,414,519	-9.5%
REQUIREMENTS				
Appropriations	2,275,000	283,000	2,250,000	695.1%
Total Appropriations	2,275,000	283,000	2,250,000	695.1%
Ending Cash Balance	228,519	2,384,519	164,519	-93.1%

WATER FUND**FUND SUMMARY**

	ADOPTED 2019-2020	PROJECTED 2019-2020	PROPOSED 2020-2021	% CHANGE FY19/PFY20
RESOURCES				
Beginning Cash Balance	496,469	496,469	199,105	-59.9%
Revenue	2,382,561	2,382,561	2,494,522	4.7%
Total Resources	2,879,030	2,879,030	2,693,627	-6.4%
REQUIREMENTS				
Appropriations	2,349,926	2,649,926	2,360,937	-10.9%
Contingency	30,000	30,000	30,000	0.0%
Total Appropriations	2,379,926	2,679,926	2,390,937	-10.8%
Ending Cash Balance	499,105	199,105	302,690	52.0%
			ENDING FUND BALANCE	12.13%

WATER CIP FUND**FUND SUMMARY**

	ADOPTED 2019-2020	PROJECTED 2019-2020	PROPOSED 2020-2021	% CHANGE FY19/PFY20
RESOURCES				
Beginning Cash Balance	106,212	106,212	82,562	-22.3%
Revenue	416,350	416,350	522,000	25.4%
Total Resources	522,562	522,562	604,562	15.7%
REQUIREMENTS				
Appropriations	440,000	440,000	522,000	18.6%
Total Appropriations	440,000	440,000	522,000	18.6%
Ending Cash Balance	82,562	82,562	82,562	0.0%

WASTEWATER FUND**FUND SUMMARY**

	ADOPTED 2019-2020	PROJECTED 2019-2020	PROPOSED 2020-2021	% CHANGE FY19/PFY20
RESOURCES				
Beginning Cash Balance	1,044,329	1,044,329	1,251,180	19.8%
Revenue	2,950,068	2,800,000	2,796,861	-0.1%
Total Resources	3,994,397	3,844,329	4,048,040	5.3%
REQUIREMENTS				
Appropriations	2,543,149	2,543,149	2,537,242	-0.2%
Contingency	50,000	50,000	50,000	0.0%
Total Appropriations	2,593,149	2,593,149	2,587,242	-0.2%
Ending Cash Balance	1,401,248	1,251,180	1,460,799	16.8%
ENDING FUND BALANCE				52.23%

WASTEWATER CIP FUND**FUND SUMMARY**

	ADOPTED 2019-2020	PROJECTED 2019-2020	PROPOSED 2020-2021	% CHANGE FY19/PFY20
RESOURCES				
Beginning Cash Balance	3,529	3,529	168,529	4675.5%
Revenue	400,000	400,000	462,000	15.5%
Total Resources	403,529	403,529	630,529	56.3%
REQUIREMENTS				
Appropriations	235,000	235,000	462,000	96.6%
Total Appropriations	235,000	235,000	462,000	96.6%
Ending Cash Balance	168,529	168,529	168,529	0.0%

POLICE TRUST FUND

FUND SUMMARY

	ADOPTED 2019-2020	PROJECTED 2019-2020	PROPOSED 2020-2021	% CHANGE FY19/PFY20
RESOURCES				
Beginning Cash Balance	97,154	97,154	97,154	0.0%
Revenue	1,500	5,000	1,500	-70.0%
Total Resources	98,654	102,154	98,654	-3.4%
REQUIREMENTS				
Appropriations	5,000	5,000	5,000	0.0%
Total Appropriations	5,000	5,000	5,000	0.0%
Ending Cash Balance	93,654	97,154	93,654	-3.6%

PARKS & RECREATION TRUST**FUND SUMMARY**

	ADOPTED 2019-2020	PROJECTED 2019-2020	PROPOSED 2020-2021	% CHANGE FY19/PFY20
RESOURCES				
Beginning Cash Balance	190,654	190,654	193,004	1.2%
Revenue	52,050	52,050	42,050	-19.2%
Total Resources	242,704	242,704	235,054	-3.2%
REQUIREMENTS				
Appropriations	49,700	49,700	49,050	-1.3%
Total Appropriations	49,700	49,700	49,050	-1.3%
Ending Cash Balance	193,004	193,004	186,004	-3.6%

DEVELOPMENT TRUST FUND**FUND SUMMARY**

	ADOPTED 2019-2020	PROJECTED 2019-2020	PROPOSED 2020-2021	% CHANGE FY19/PFY20
RESOURCES				
Beginning Cash Balance	38,220	38,220	38,220	0.0%
Revenue	150,000	150,000	150,000	0.0%
Total Resources	188,220	188,220	188,220	0.0%
REQUIREMENTS				
Appropriations	150,000	150,000	150,000	0.0%
Total Appropriations	150,000	150,000	150,000	0.0%
Ending Cash Balance	38,220	38,220	38,220	0.0%
Total Requirements	188,220	188,220	188,220	0.0%