



BOARD OF CANVASS MEETING

Teleconference Only

Monday, December 02, 2024 at 10:00 AM

AGENDA

MEMBERS OF COUNCIL

Hon. Kim Reynolds | **Governor**
Hon. Paul D. Pate | **Secretary of State**
Hon. Rob Sand | **Auditor of State**
Hon. Roby Smith | **Treasurer of State**
Hon. Mike Naig | **Secretary of Agriculture**

Teleconference Only

1. Convene as Board of Canvass.
 - [A.](#) The elections division of the Secretary of State's Office requests for the State Board of Canvassers to convene.
2. Secretary of State's Office presents abstracts showing results of the Canvass of votes from November 5, 2024.
 - [A.](#) Secretary of State's Office presents abstracts showing results of the Canvass of votes from November 5, 2024.
3. Motion that the Board of Canvass officially adopt and accept the Canvass of the votes as it was tabulated.
4. Sign Certificates showing Democratic and Republican candidates elected in the General Election held November 5, 2024.
5. The Board of Canvass proceeds to sign the abstracts.

PAUL D. PATE
SECRETARY OF STATE



LUCAS BUILDING, 1ST FLOOR
DES MOINES, IOWA 50319

OFFICE OF THE IOWA SECRETARY OF STATE

November 4, 2024

Ms. Victoria Newton
Secretary, Executive Council
State Treasurer's Office
State Capitol
Des Moines, IA 50319

Dear Ms. Newton:

The elections division of the Iowa Secretary of State's Office respectfully requests that you prepare an agenda for the State Board of Canvassers to convene on December 2, 2024, at 10:00 a.m. The purpose of this meeting is to canvass the results of the General Election to be held on November 5, 2024.

Iowa Code section 43.63 requires the Secretary of State to present to the State Board of Canvassers abstracts showing the number of votes cast and a summary of the results for state and federal offices in each county for official certification.

If you have any questions about this matter, please let me know.

Respectfully,

A handwritten signature in blue ink, appearing to read "Wesley Hicok", is written over the printed name.

Wesley Hicok
Director of Elections
Office of Iowa Secretary of State

CC: Paul D. Pate, Iowa Secretary of State

State of Iowa

Election Canvass Summary

Canvass date: 12/02/2024

Iowa Secretary of State's Office
2024 General Election held on Tuesday, November 05, 2024

IN TESTIMONY WHEREOF, we have hereunto set our hands and caused to be affixed the Great Seal of the State of Iowa at Des Moines.

Governor

Secretary of State

Auditor of State

Treasurer of State

Secretary of Agriculture



IOWA SECRETARY OF STATE

2024 General Election CANVASS SUMMARY

President and Vice President

		Kamala D. Harris and Tim Walz, DEM	Donald J. Trump and JD Vance, REP	Chase Oliver and Mike ter Maat, LIB	Shiva Ayyadurai and Crystal Ellis	Claudia De la Cruz and Karina Garcia, PSL	William P. Stodden and Stephanie H. Cholensky, SOC	Robert F. Kennedy Jr and Nicole Shanahan, WTP	Write-in	Under Votes	Over Votes	Total
Adair	Election Day	558	1,915	14	4	0	2	21	8	14	1	2,537
	Absentee	528	1,001	6	1	1	0	13	8	8	1	1,567
	Total	1,086	2,916	20	5	1	2	34	16	22	2	4,104
Adams	Election Day	266	878	5	1	0	0	13	4	6	1	1,174
	Absentee	310	639	4	0	0	0	15	0	6	5	979
	Total	576	1,517	9	1	0	0	28	4	12	6	2,153
Allamakee	Election Day	1,070	2,893	23	3	6	0	27	11	39	3	4,075
	Absentee	1,280	1,964	5	2	1	1	28	4	40	10	3,335
	Total	2,350	4,857	28	5	7	1	55	15	79	13	7,410
Appanoose	Election Day	787	2,985	18	0	3	1	28	11	15	0	3,848
	Absentee	899	1,719	4	0	2	0	20	7	29	7	2,687
	Total	1,686	4,704	22	0	5	1	48	18	44	7	6,535
Audubon	Election Day	501	1,289	6	1	4	0	26	9	28	0	1,864
	Absentee	469	925	2	1	1	1	13	1	8	1	1,422
	Total	970	2,214	8	2	5	1	39	10	36	1	3,286
Benton	Election Day	3,208	7,167	53	8	3	0	92	26	45	6	10,608
	Absentee	1,531	2,382	12	1	4	0	9	13	30	3	3,985
	Total	4,739	9,549	65	9	7	0	101	39	75	9	14,593
Black Hawk	Election	16,937	20,464	171	18	34	12	304	163	148	23	38,274

		Kamala D. Harris and Tim Walz, DEM	Donald J. Trump and JD Vance, REP	Chase Oliver and Mike ter Maat, LIB	Shiva Ayyadurai and Crystal Ellis	Claudia De la Cruz and Karina Garcia, PSL	William P. Stodden and Stephanie H. Cholensky, SOC	Robert F. Kennedy Jr and Nicole Shanahan, WTP	Write-in	Under Votes	Over Votes	Total
	Day											
	Absentee	14,362	10,108	77	7	15	5	139	90	168	34	25,005
	Total	31,299	30,572	248	25	49	17	443	253	316	57	63,279
Boone	Election Day	2,738	5,473	58	3	12	3	93	36	48	5	8,469
	Absentee	3,157	3,726	22	0	2	1	58	21	51	13	7,051
	Total	5,895	9,199	80	3	14	4	151	57	99	18	15,520
Bremer	Election Day	2,865	5,871	49	3	0	2	85	28	35	1	8,939
	Absentee	2,706	2,928	16	1	1	1	28	23	21	9	5,734
	Total	5,571	8,799	65	4	1	3	113	51	56	10	14,673
Buchanan	Election Day	2,081	4,730	36	2	2	2	76	20	39	3	6,991
	Absentee	1,685	2,060	9	0	2	1	28	16	53	11	3,865
	Total	3,766	6,790	45	2	4	3	104	36	92	14	10,856
Buena Vista	Election Day	1,240	2,886	19	0	5	5	37	15	18	1	4,226
	Absentee	1,222	2,076	3	2	1	1	19	6	17	20	3,367
	Total	2,462	4,962	22	2	6	6	56	21	35	21	7,593
Butler	Election Day	1,309	4,063	20	0	3	2	54	16	24	0	5,491
	Absentee	835	1,721	3	0	2	0	15	3	30	2	2,611
	Total	2,144	5,784	23	0	5	2	69	19	54	2	8,102
Calhoun	Election Day	753	2,552	12	0	1	0	35	4	16	1	3,374
	Absentee	575	1,156	3	0	0	0	6	0	6	1	1,747
	Total	1,328	3,708	15	0	1	0	41	4	22	2	5,121
Carroll	Election Day	1,501	4,968	19	1	4	0	73	10	30	0	6,606
	Absentee	1,652	2,846	10	1	2	2	41	10	25	14	4,603
	Total	3,153	7,814	29	2	6	2	114	20	55	14	11,209

		Kamala D. Harris and Tim Walz, DEM	Donald J. Trump and JD Vance, REP	Chase Oliver and Mike ter Maat, LIB	Shiva Ayyadurai and Crystal Ellis	Claudia De la Cruz and Karina Garcia, PSL	William P. Stodden and Stephanie H. Cholensky, SOC	Robert F. Kennedy Jr and Nicole Shanahan, WTP	Write-in	Under Votes	Over Votes	Total
Cass	Election Day	1,054	3,125	21	1	0	3	54	12	31	1	4,302
	Absentee	1,023	1,882	9	0	1	0	22	10	31	12	2,990
	Total	2,077	5,007	30	1	1	3	76	22	62	13	7,292
Cedar	Election Day	1,979	4,013	30	5	7	1	65	14	32	1	6,147
	Absentee	2,096	2,377	16	1	1	1	32	6	27	5	4,562
	Total	4,075	6,390	46	6	8	2	97	20	59	6	10,709
Cerro Gordo	Election Day	4,860	7,948	63	5	11	1	150	45	47	1	13,131
	Absentee	5,095	4,679	40	1	7	3	79	33	52	32	10,021
	Total	9,955	12,627	103	6	18	4	229	78	99	33	23,152
Cherokee	Election Day	718	2,582	17	1	1	0	32	12	16	1	3,380
	Absentee	893	1,816	6	1	1	2	19	4	11	10	2,763
	Total	1,611	4,398	23	2	2	2	51	16	27	11	6,143
Chickasaw	Election Day	711	2,255	8	0	4	2	32	5	16	1	3,034
	Absentee	1,208	1,979	3	0	0	0	28	4	16	5	3,243
	Total	1,919	4,234	11	0	4	2	60	9	32	6	6,277
Clarke	Election Day	562	2,069	10	0	1	1	27	10	29	0	2,709
	Absentee	703	1,071	0	0	2	0	13	10	36	8	1,843
	Total	1,265	3,140	10	0	3	1	40	20	65	8	4,552
Clay	Election Day	1,029	3,436	24	2	3	1	33	12	23	0	4,563
	Absentee	1,338	2,611	9	0	2	0	26	15	31	14	4,046
	Total	2,367	6,047	33	2	5	1	59	27	54	14	8,609
Clayton	Election Day	1,776	4,654	26	2	5	1	42	13	32	4	6,555
	Absentee	1,241	1,601	8	4	0	0	21	6	19	6	2,906

		Kamala D. Harris and Tim Walz, DEM	Donald J. Trump and JD Vance, REP	Chase Oliver and Mike ter Maat, LIB	Shiva Ayyadurai and Crystal Ellis	Claudia De la Cruz and Karina Garcia, PSL	William P. Stodden and Stephanie H. Cholensky, SOC	Robert F. Kennedy Jr and Nicole Shanahan, WTP	Write-in	Under Votes	Over Votes	Total
	Total	3,017	6,255	34	6	5	1	63	19	51	10	9,461
Clinton	Election Day	3,756	8,750	62	2	11	3	147	31	48	5	12,815
	Absentee	5,716	5,214	29	5	10	5	103	34	78	17	11,211
	Total	9,472	13,964	91	7	21	8	250	65	126	22	24,026
Crawford	Election Day	921	3,027	7	1	3	1	31	13	28	0	4,032
	Absentee	891	1,624	4	1	0	0	14	7	29	3	2,573
	Total	1,812	4,651	11	2	3	1	45	20	57	3	6,605
Dallas	Election Day	15,391	21,089	223	5	35	3	330	192	167	26	37,461
	Absentee	14,011	11,285	98	3	8	3	149	136	144	32	25,869
	Total	29,402	32,374	321	8	43	6	479	328	311	58	63,330
Davis	Election Day	371	1,848	5	0	0	0	25	4	9	0	2,262
	Absentee	507	1,179	1	0	1	0	13	0	5	2	1,708
	Total	878	3,027	6	0	1	0	38	4	14	2	3,970
Decatur	Election Day	532	1,783	9	1	1	2	29	6	11	1	2,375
	Absentee	425	928	4	0	0	0	13	6	2	1	1,379
	Total	957	2,711	13	1	1	2	42	12	13	2	3,754
Delaware	Election Day	1,677	4,843	35	1	2	3	55	13	33	5	6,667
	Absentee	1,301	2,141	16	0	2	0	36	13	22	13	3,544
	Total	2,978	6,984	51	1	4	3	91	26	55	18	10,211
Des Moines	Election Day	3,365	6,374	54	4	7	2	99	36	43	19	10,003
	Absentee	4,570	4,420	26	2	4	0	71	20	53	2	9,168
	Total	7,935	10,794	80	6	11	2	170	56	96	21	19,171
Dickinson	Election Day	1,212	3,709	14	2	3	1	44	9	12	0	5,006

		Kamala D. Harris and Tim Walz, DEM	Donald J. Trump and JD Vance, REP	Chase Oliver and Mike ter Maat, LIB	Shiva Ayyadurai and Crystal Ellis	Claudia De la Cruz and Karina Garcia, PSL	William P. Stodden and Stephanie H. Cholensky, SOC	Robert F. Kennedy Jr and Nicole Shanahan, WTP	Write-in	Under Votes	Over Votes	Total
	Absentee	2,085	4,066	20	0	0	0	36	33	56	17	6,313
	Total	3,297	7,775	34	2	3	1	80	42	68	17	11,319
Dubuque	Election Day	10,451	17,603	139	3	27	6	243	125	133	1	28,731
	Absentee	13,254	10,621	64	2	13	6	134	79	129	24	24,326
	Total	23,705	28,224	203	5	40	12	377	204	262	25	53,057
Emmet	Election Day	697	2,363	10	1	3	0	23	8	15	3	3,123
	Absentee	618	1,059	2	0	1	1	8	4	7	8	1,708
	Total	1,315	3,422	12	1	4	1	31	12	22	11	4,831
Fayette	Election Day	1,934	4,617	39	0	6	1	81	25	29	3	6,735
	Absentee	1,400	1,708	6	0	1	1	23	6	38	10	3,193
	Total	3,334	6,325	45	0	7	2	104	31	67	13	9,928
Floyd	Election Day	1,416	3,212	22	1	5	1	35	17	24	2	4,735
	Absentee	1,366	1,532	7	0	0	0	28	8	24	4	2,969
	Total	2,782	4,744	29	1	5	1	63	25	48	6	7,704
Franklin	Election Day	796	2,280	12	2	1	1	29	12	26	3	3,162
	Absentee	597	1,151	6	1	0	0	9	3	13	5	1,785
	Total	1,393	3,431	18	3	1	1	38	15	39	8	4,947
Fremont	Election Day	596	1,851	9	0	0	0	23	7	8	1	2,495
	Absentee	427	860	6	0	1	0	12	3	9	1	1,319
	Total	1,023	2,711	15	0	1	0	35	10	17	2	3,814
Greene	Election Day	635	1,848	16	0	1	0	25	4	24	0	2,553
	Absentee	968	1,363	8	0	1	0	9	3	59	4	2,415
	Total	1,603	3,211	24	0	2	0	34	7	83	4	4,968
Grundy	Election	1,171	3,450	17	2	1	4	62	12	35	2	4,756

		Kamala D. Harris and Tim Walz, DEM	Donald J. Trump and JD Vance, REP	Chase Oliver and Mike ter Maat, LIB	Shiva Ayyadurai and Crystal Ellis	Claudia De la Cruz and Karina Garcia, PSL	William P. Stodden and Stephanie H. Cholensky, SOC	Robert F. Kennedy Jr and Nicole Shanahan, WTP	Write-in	Under Votes	Over Votes	Total
	Day											
	Absentee	848	1,548	6	0	0	0	22	3	19	0	2,446
	Total	2,019	4,998	23	2	1	4	84	15	54	2	7,202
Guthrie	Election Day	1,002	2,941	22	0	3	0	42	16	24	3	4,053
	Absentee	972	1,505	7	0	0	0	20	13	31	5	2,553
	Total	1,974	4,446	29	0	3	0	62	29	55	8	6,606
Hamilton	Election Day	1,064	3,149	22	1	3	0	35	6	14	0	4,294
	Absentee	1,418	1,855	6	2	1	1	16	18	24	8	3,349
	Total	2,482	5,004	28	3	4	1	51	24	38	8	7,643
Hancock	Election Day	866	3,148	13	3	1	1	36	4	22	0	4,094
	Absentee	657	1,188	8	0	0	0	12	2	16	2	1,885
	Total	1,523	4,336	21	3	1	1	48	6	38	2	5,979
Hardin	Election Day	1,418	3,947	19	3	5	4	31	19	39	3	5,488
	Absentee	1,135	1,843	8	0	1	1	19	7	31	5	3,050
	Total	2,553	5,790	27	3	6	5	50	26	70	8	8,538
Harrison	Election Day	1,435	4,033	31	1	2	3	55	18	29	2	5,609
	Absentee	810	1,533	5	0	2	0	28	3	22	3	2,406
	Total	2,245	5,566	36	1	4	3	83	21	51	5	8,015
Henry	Election Day	1,071	3,134	14	5	3	2	43	11	21	2	4,306
	Absentee	1,924	3,305	18	0	10	0	45	15	28	22	5,367
	Total	2,995	6,439	32	5	13	2	88	26	49	24	9,673
Howard	Election Day	844	2,215	4	0	3	0	35	7	22	1	3,131
	Absentee	775	942	4	0	0	0	15	6	11	0	1,753
	Total	1,619	3,157	8	0	3	0	50	13	33	1	4,884

		Kamala D. Harris and Tim Walz, DEM	Donald J. Trump and JD Vance, REP	Chase Oliver and Mike ter Maat, LIB	Shiva Ayyadurai and Crystal Ellis	Claudia De la Cruz and Karina Garcia, PSL	William P. Stodden and Stephanie H. Cholensky, SOC	Robert F. Kennedy Jr and Nicole Shanahan, WTP	Write-in	Under Votes	Over Votes	Total
Humboldt	Election Day	605	2,346	11	0	1	0	31	14	22	1	3,031
	Absentee	631	1,424	6	0	2	1	9	2	25	4	2,104
	Total	1,236	3,770	17	0	3	1	40	16	47	5	5,135
Ida	Election Day	492	1,995	9	0	2	1	24	10	7	1	2,541
	Absentee	334	776	2	0	2	0	5	3	6	2	1,130
	Total	826	2,771	11	0	4	1	29	13	13	3	3,671
Iowa	Election Day	1,668	3,998	30	3	4	1	67	18	31	0	5,820
	Absentee	1,732	2,070	18	2	4	3	17	4	25	9	3,884
	Total	3,400	6,068	48	5	8	4	84	22	56	9	9,704
Jackson	Election Day	1,772	4,861	24	1	4	3	59	13	15	1	6,753
	Absentee	1,795	2,213	13	0	2	0	35	6	19	13	4,096
	Total	3,567	7,074	37	1	6	3	94	19	34	14	10,849
Jasper	Election Day	3,488	8,360	69	5	3	0	127	29	43	10	12,134
	Absentee	3,653	4,341	31	2	4	1	65	20	39	16	8,172
	Total	7,141	12,701	100	7	7	1	192	49	82	26	20,306
Jefferson	Election Day	978	2,551	31	5	8	2	54	17	38	0	3,684
	Absentee	2,810	1,802	12	7	4	1	52	12	58	12	4,770
	Total	3,788	4,353	43	12	12	3	106	29	96	12	8,454
Johnson	Election Day	23,579	16,525	270	8	109	10	330	348	202	34	41,415
	Absentee	35,267	9,562	132	6	109	7	154	228	172	55	45,692
	Total	58,846	26,087	402	14	218	17	484	576	374	89	87,107
Jones	Election Day	1,748	4,281	39	4	4	1	84	20	27	0	6,208
	Absentee	2,194	2,539	13	2	3	0	37	11	38	9	4,846

		Kamala D. Harris and Tim Walz, DEM	Donald J. Trump and JD Vance, REP	Chase Oliver and Mike ter Maat, LIB	Shiva Ayyadurai and Crystal Ellis	Claudia De la Cruz and Karina Garcia, PSL	William P. Stodden and Stephanie H. Cholensky, SOC	Robert F. Kennedy Jr and Nicole Shanahan, WTP	Write-in	Under Votes	Over Votes	Total
	Total	3,942	6,820	52	6	7	1	121	31	65	9	11,054
Keokuk	Election Day	690	2,773	9	0	0	1	30	8	20	0	3,531
	Absentee	529	1,096	2	0	0	0	12	0	10	2	1,651
	Total	1,219	3,869	11	0	0	1	42	8	30	2	5,182
Kossuth	Election Day	1,103	3,956	21	3	3	1	53	12	25	4	5,181
	Absentee	1,181	2,027	3	0	0	0	25	9	18	6	3,269
	Total	2,284	5,983	24	3	3	1	78	21	43	10	8,450
Lee	Election Day	2,395	6,152	66	10	4	1	149	28	42	4	8,851
	Absentee	3,264	4,000	21	2	2	2	86	16	47	20	7,460
	Total	5,659	10,152	87	12	6	3	235	44	89	24	16,311
Linn	Election Day	33,799	35,708	463	23	57	15	684	404	342	79	71,574
	Absentee	32,559	18,529	204	17	44	13	254	186	253	117	52,176
	Total	66,358	54,237	667	40	101	28	938	590	595	196	123,750
Louisa	Election Day	722	2,270	8	1	3	0	31	4	13	0	3,052
	Absentee	758	1,314	8	1	1	1	18	2	14	9	2,126
	Total	1,480	3,584	16	2	4	1	49	6	27	9	5,178
Lucas	Election Day	509	1,917	9	0	2	0	33	2	9	3	2,484
	Absentee	660	1,483	2	1	0	0	23	5	8	10	2,192
	Total	1,169	3,400	11	1	2	0	56	7	17	13	4,676
Lyon	Election Day	619	4,162	14	1	2	0	30	12	23	2	4,865
	Absentee	404	1,737	6	0	0	1	8	6	17	2	2,181
	Total	1,023	5,899	20	1	2	1	38	18	40	4	7,046
Madison	Election Day	1,411	4,295	30	1	3	3	52	15	40	1	5,851

		Kamala D. Harris and Tim Walz, DEM	Donald J. Trump and JD Vance, REP	Chase Oliver and Mike ter Maat, LIB	Shiva Ayyadurai and Crystal Ellis	Claudia De la Cruz and Karina Garcia, PSL	William P. Stodden and Stephanie H. Cholensky, SOC	Robert F. Kennedy Jr and Nicole Shanahan, WTP	Write-in	Under Votes	Over Votes	Total
	Absentee	1,597	2,569	16	1	1	0	16	18	48	0	4,266
	Total	3,008	6,864	46	2	4	3	68	33	88	1	10,117
Mahaska	Election Day	1,210	5,030	28	1	1	0	53	18	32	2	6,375
	Absentee	1,367	3,177	13	0	1	0	29	18	27	10	4,642
	Total	2,577	8,207	41	1	2	0	82	36	59	12	11,017
Marion	Election Day	3,247	9,023	74	2	3	1	117	52	42	3	12,564
	Absentee	2,681	4,266	23	0	4	3	46	24	40	10	7,097
	Total	5,928	13,289	97	2	7	4	163	76	82	13	19,661
Marshall	Election Day	3,289	5,553	52	1	6	3	94	25	51	6	9,080
	Absentee	3,845	4,262	25	0	10	1	76	28	55	24	8,326
	Total	7,134	9,815	77	1	16	4	170	53	106	30	17,406
Mills	Election Day	1,297	3,458	29	0	1	1	34	18	25	3	4,866
	Absentee	1,159	2,213	13	1	0	0	17	12	41	7	3,463
	Total	2,456	5,671	42	1	1	1	51	30	66	10	8,329
Mitchell	Election Day	937	2,452	19	1	0	1	35	11	12	2	3,470
	Absentee	1,006	1,284	5	0	1	1	15	3	9	2	2,326
	Total	1,943	3,736	24	1	1	2	50	14	21	4	5,796
Monona	Election Day	686	2,366	9	0	1	1	29	16	17	3	3,128
	Absentee	550	965	2	0	1	1	5	5	5	7	1,541
	Total	1,236	3,331	11	0	2	2	34	21	22	10	4,669
Monroe	Election Day	398	1,759	4	0	0	0	14	6	10	0	2,191
	Absentee	604	1,345	2	0	1	2	17	6	9	8	1,994
	Total	1,002	3,104	6	0	1	2	31	12	19	8	4,185
Montgomery	Election	768	2,174	10	1	2	0	32	6	14	1	3,008

		Kamala D. Harris and Tim Walz, DEM	Donald J. Trump and JD Vance, REP	Chase Oliver and Mike ter Maat, LIB	Shiva Ayyadurai and Crystal Ellis	Claudia De la Cruz and Karina Garcia, PSL	William P. Stodden and Stephanie H. Cholensky, SOC	Robert F. Kennedy Jr and Nicole Shanahan, WTP	Write-in	Under Votes	Over Votes	Total
	Day											
	Absentee	740	1,312	8	1	1	2	10	7	8	8	2,097
	Total	1,508	3,486	18	2	3	2	42	13	22	9	5,105
Muscatine	Election Day	4,288	7,412	66	4	17	7	148	38	35	6	12,021
	Absentee	3,924	3,740	21	2	9	1	56	19	44	36	7,852
	Total	8,212	11,152	87	6	26	8	204	57	79	42	19,873
O'Brien	Election Day	911	4,503	17	0	2	2	34	19	25	1	5,514
	Absentee	517	1,495	5	0	1	0	14	5	13	5	2,055
	Total	1,428	5,998	22	0	3	2	48	24	38	6	7,569
Osceola	Election Day	352	1,905	4	1	0	1	23	7	14	0	2,307
	Absentee	203	718	2	0	1	0	9	3	2	0	938
	Total	555	2,623	6	1	1	1	32	10	16	0	3,245
Page	Election Day	1,145	3,318	19	0	2	0	33	18	35	2	4,572
	Absentee	915	1,835	9	2	0	1	18	7	52	8	2,847
	Total	2,060	5,153	28	2	2	1	51	25	87	10	7,419
Palo Alto	Election Day	679	2,416	11	0	1	1	29	5	9	9	3,160
	Absentee	659	1,160	3	0	1	0	16	1	8	5	1,853
	Total	1,338	3,576	14	0	2	1	45	6	17	14	5,013
Plymouth	Election Day	1,637	6,547	31	3	4	2	74	25	50	3	8,376
	Absentee	1,467	4,114	14	0	3	2	33	15	31	29	5,708
	Total	3,104	10,661	45	3	7	4	107	40	81	32	14,084
Pocahontas	Election Day	433	1,797	15	0	2	0	23	6	6	0	2,282
	Absentee	363	930	5	0	0	0	5	3	9	3	1,318
	Total	796	2,727	20	0	2	0	28	9	15	3	3,600

		Kamala D. Harris and Tim Walz, DEM	Donald J. Trump and JD Vance, REP	Chase Oliver and Mike ter Maat, LIB	Shiva Ayyadurai and Crystal Ellis	Claudia De la Cruz and Karina Garcia, PSL	William P. Stodden and Stephanie H. Cholensky, SOC	Robert F. Kennedy Jr and Nicole Shanahan, WTP	Write-in	Under Votes	Over Votes	Total
Polk	Election Day	82,148	83,216	953	43	245	50	1,225	903	635	41	169,459
	Absentee	57,927	29,024	258	19	76	8	371	372	366	187	88,608
	Total	140,075	112,240	1,211	62	321	58	1,596	1,275	1,001	228	258,067
Pottawattamie	Election Day	10,075	18,076	141	8	11	2	293	109	98	7	28,820
	Absentee	7,393	8,259	49	5	6	1	92	39	79	23	15,946
	Total	17,468	26,335	190	13	17	3	385	148	177	30	44,766
Poweshiek	Election Day	1,871	3,844	25	2	3	4	59	22	22	1	5,853
	Absentee	2,196	1,914	8	0	7	0	38	20	27	6	4,216
	Total	4,067	5,758	33	2	10	4	97	42	49	7	10,069
Ringgold	Election Day	250	1,206	1	0	0	0	11	3	8	1	1,480
	Absentee	388	809	2	0	0	0	16	0	11	5	1,231
	Total	638	2,015	3	0	0	0	27	3	19	6	2,711
Sac	Election Day	802	3,010	7	2	1	2	29	6	21	2	3,882
	Absentee	487	1,090	6	0	0	1	11	6	13	2	1,616
	Total	1,289	4,100	13	2	1	3	40	12	34	4	5,498
Scott	Election Day	18,994	27,360	309	12	48	9	482	246	159	29	47,648
	Absentee	23,485	18,616	130	8	38	11	241	144	179	112	42,964
	Total	42,479	45,976	439	20	86	20	723	390	338	141	90,612
Shelby	Election Day	836	2,582	15	0	1	0	33	13	13	0	3,493
	Absentee	975	2,018	6	0	2	2	16	6	20	5	3,050
	Total	1,811	4,600	21	0	3	2	49	19	33	5	6,543
Sioux	Election Day	1,716	11,504	59	8	6	1	77	87	69	0	13,527
	Absentee	910	4,549	19	1	1	0	30	33	42	8	5,593

		Kamala D. Harris and Tim Walz, DEM	Donald J. Trump and JD Vance, REP	Chase Oliver and Mike ter Maat, LIB	Shiva Ayyadurai and Crystal Ellis	Claudia De la Cruz and Karina Garcia, PSL	William P. Stodden and Stephanie H. Cholensky, SOC	Robert F. Kennedy Jr and Nicole Shanahan, WTP	Write-in	Under Votes	Over Votes	Total
	Total	2,626	16,053	78	9	7	1	107	120	111	8	19,120
Story	Election Day	15,061	15,779	241	11	46	16	272	226	161	16	31,829
	Absentee	11,704	5,886	62	5	31	4	82	100	105	10	17,989
	Total	26,765	21,665	303	16	77	20	354	326	266	26	49,818
Tama	Election Day	2,157	4,119	38	1	1	2	85	19	30	3	6,455
	Absentee	913	1,260	3	0	1	0	14	3	23	13	2,230
	Total	3,070	5,379	41	1	2	2	99	22	53	16	8,685
Taylor	Election Day	395	1,598	6	1	0	1	15	3	7	1	2,027
	Absentee	271	783	1	0	0	1	6	0	9	4	1,075
	Total	666	2,381	7	1	0	2	21	3	16	5	3,102
Union	Election Day	806	2,384	13	0	1	0	34	7	11	2	3,258
	Absentee	1,068	1,660	6	0	1	4	19	10	9	6	2,783
	Total	1,874	4,044	19	0	2	4	53	17	20	8	6,041
Van Buren	Election Day	451	1,980	18	0	2	0	26	2	19	0	2,498
	Absentee	327	805	2	0	0	0	11	1	9	2	1,157
	Total	778	2,785	20	0	2	0	37	3	28	2	3,655
Wapello	Election Day	2,246	6,163	39	3	8	1	90	7	36	9	8,602
	Absentee	2,650	3,316	13	0	5	0	37	5	47	22	6,095
	Total	4,896	9,479	52	3	13	1	127	12	83	31	14,697
Warren	Election Day	6,408	12,581	127	9	8	5	185	97	132	2	19,554
	Absentee	6,304	6,905	44	2	4	0	80	45	165	20	13,569
	Total	12,712	19,486	171	11	12	5	265	142	297	22	33,123
Washington	Election Day	1,913	3,970	31	0	8	0	38	20	25	2	6,007

		Kamala D. Harris and Tim Walz, DEM	Donald J. Trump and JD Vance, REP	Chase Oliver and Mike ter Maat, LIB	Shiva Ayyadurai and Crystal Ellis	Claudia De la Cruz and Karina Garcia, PSL	William P. Stodden and Stephanie H. Cholensky, SOC	Robert F. Kennedy Jr and Nicole Shanahan, WTP	Write-in	Under Votes	Over Votes	Total
	Absentee	2,384	3,149	17	0	5	2	34	17	47	11	5,666
	Total	4,297	7,119	48	0	13	2	72	37	72	13	11,673
Wayne	Election Day	317	1,497	8	1	0	0	25	4	21	0	1,873
	Absentee	326	929	4	1	0	0	11	1	9	8	1,289
	Total	643	2,426	12	2	0	0	36	5	30	8	3,162
Webster	Election Day	2,856	7,084	39	3	5	0	105	30	36	1	10,159
	Absentee	2,785	3,766	14	1	2	0	46	12	37	3	6,666
	Total	5,641	10,850	53	4	7	0	151	42	73	4	16,825
Winnebago	Election Day	1,142	2,691	17	2	1	1	42	12	14	1	3,923
	Absentee	767	945	4	0	0	1	14	3	9	2	1,745
	Total	1,909	3,636	21	2	1	2	56	15	23	3	5,668
Winneshiek	Election Day	1,570	2,999	19	3	5	1	45	25	26	1	4,694
	Absentee	3,751	3,428	27	0	4	3	72	27	55	18	7,385
	Total	5,321	6,427	46	3	9	4	117	52	81	19	12,079
Woodbury	Election Day	6,779	14,762	95	5	21	4	211	155	76	26	22,134
	Absentee	9,366	11,207	64	4	13	3	140	92	104	120	21,113
	Total	16,145	25,969	159	9	34	7	351	247	180	146	43,247
Worth	Election Day	1,010	2,154	8	0	0	1	29	7	15	2	3,226
	Absentee	498	561	5	0	3	0	9	2	6	3	1,087
	Total	1,508	2,715	13	0	3	1	38	9	21	5	4,313
Wright	Election Day	1,045	2,505	7	1	5	3	47	11	20	2	3,646
	Absentee	725	1,348	2	0	0	0	18	6	23	4	2,126
	Total	1,770	3,853	9	1	5	3	65	17	43	6	5,772
TOTAL	Election	358,827	608,357	5,207	292	912	239	9,025	4,317	4,477	466	992,119

		Kamala D. Harris and Tim Walz, DEM	Donald J. Trump and JD Vance, REP	Chase Oliver and Mike ter Maat, LIB	Shiva Ayyadurai and Crystal Ellis	Claudia De la Cruz and Karina Garcia, PSL	William P. Stodden and Stephanie H. Cholensky, SOC	Robert F. Kennedy Jr and Nicole Shanahan, WTP	Write-in	Under Votes	Over Votes	Total
	Day											
	Absentee	348,451	318,662	2,011	132	515	122	4,097	2,340	4,109	1,453	681,892
	Total	707,278	927,019	7,218	424	1,427	361	13,122	6,657	8,586	1,919	1,674,011



IOWA SECRETARY OF STATE

2024 General Election CANVASS SUMMARY

United States Representative District 1

		Christina Bohannon, DEM	Mariannette Miller-Meeks, REP	Write-in	Under Votes	Over Votes	Total
Cedar	Election Day	2,302	3,659	8	177	1	6,147
	Absentee	2,158	2,284	2	113	5	4,562
	Total	4,460	5,943	10	290	6	10,709
Clinton	Election Day	4,759	7,624	34	391	7	12,815
	Absentee	6,028	4,836	14	330	8	11,216
	Total	10,787	12,460	48	721	15	24,031
Des Moines	Election Day	4,159	5,389	33	414	2	9,997
	Absentee	4,715	4,044	21	389	6	9,175
	Total	8,874	9,433	54	803	8	19,172
Henry	Election Day	1,362	2,739	16	189	0	4,306
	Absentee	2,035	3,061	12	233	5	5,346
	Total	3,397	5,800	28	422	5	9,652
Iowa	Election Day	1,976	3,618	16	211	1	5,822
	Absentee	1,807	1,932	12	131	2	3,884
	Total	3,783	5,550	28	342	3	9,706
Jackson	Election Day	2,375	4,054	14	310	0	6,753
	Absentee	1,957	1,967	8	164	0	4,096
	Total	4,332	6,021	22	474	0	10,849
Jasper	Election Day	4,333	7,327	28	445	1	12,134
	Absentee	3,814	4,031	11	314	2	8,172
	Total	8,147	11,358	39	759	3	20,306
Jefferson	Election Day	1,247	2,285	19	135	0	3,686
	Absentee	2,950	1,670	6	141	2	4,769
	Total	4,197	3,955	25	276	2	8,455
Johnson	Election Day	24,640	15,350	86	1,332	7	41,415
	Absentee	35,353	9,421	51	844	14	45,683

		Christina Bohannon, DEM	Mariannette Miller-Meeks, REP	Write-in	Under Votes	Over Votes	Total
	Total	59,993	24,771	137	2,176	21	87,098
Jones	Election Day	2,128	3,878	13	188	1	6,208
	Absentee	2,331	2,388	6	119	2	4,846
	Total	4,459	6,266	19	307	3	11,054
Keokuk	Election Day	943	2,439	6	141	2	3,531
	Absentee	590	980	1	78	2	1,651
	Total	1,533	3,419	7	219	4	5,182
Lee	Election Day	3,147	5,425	17	260	2	8,851
	Absentee	3,540	3,673	9	236	2	7,460
	Total	6,687	9,098	26	496	4	16,311
Louisa	Election Day	945	1,989	11	107	0	3,052
	Absentee	853	1,194	5	72	2	2,126
	Total	1,798	3,183	16	179	2	5,178
Mahaska	Election Day	1,652	4,471	27	242	2	6,394
	Absentee	1,521	2,932	22	169	2	4,646
	Total	3,173	7,403	49	411	4	11,040
Marion	Election Day	3,894	8,288	42	340	1	12,565
	Absentee	2,769	4,089	11	220	8	7,097
	Total	6,663	12,377	53	560	9	19,662
Muscatine	Election Day	5,054	6,595	32	338	2	12,021
	Absentee	4,074	3,543	10	224	1	7,852
	Total	9,128	10,138	42	562	3	19,873
Scott	Election Day	21,145	24,917	150	1,433	3	47,648
	Absentee	23,757	17,979	83	1,123	20	42,962
	Total	44,902	42,896	233	2,556	23	90,610
Van Buren	Election Day	608	1,827	4	58	1	2,498
	Absentee	386	735	4	32	0	1,157
	Total	994	2,562	8	90	1	3,655
Warren	Election Day	7,512	11,196	68	778	0	19,554
	Absentee	6,631	6,510	17	405	7	13,570
	Total	14,143	17,706	85	1,183	7	33,124
Washington	Election Day	2,191	3,626	27	163	0	6,007
	Absentee	2,515	2,990	11	147	3	5,666

		Christina Bohannon, DEM	Mariannette Miller-Meeks, REP	Write-in	Under Votes	Over Votes	Total
	Total	4,706	6,616	38	310	3	11,673
TOTAL	Election Day	96,372	126,696	651	7,652	33	231,404
	Absentee	109,784	80,259	316	5,484	93	195,936
Total		206,156	206,955	967	13,136	126	427,340



IOWA SECRETARY OF STATE

2024 General Election CANVASS SUMMARY

United States Representative District 2

		Sarah Corkery, DEM	Ashley Hinson, REP	Jody Madlom Puffett	Write-in	Under Votes	Over Votes	Total
Allamakee	Election Day	955	2,865	76	9	167	3	4,075
	Absentee	1,161	1,998	53	1	116	6	3,335
	Total	2,116	4,863	129	10	283	9	7,410
Benton	Election Day	2,879	7,247	160	15	295	12	10,608
	Absentee	1,359	2,467	46	0	112	1	3,985
	Total	4,238	9,714	206	15	407	13	14,593
Black Hawk	Election Day	15,900	20,183	442	29	1,668	52	38,274
	Absentee	13,396	10,660	188	13	691	57	25,005
	Total	29,296	30,843	630	42	2,359	109	63,279
Bremer	Election Day	2,602	5,942	119	8	265	3	8,939
	Absentee	2,432	3,074	56	6	159	7	5,734
	Total	5,034	9,016	175	14	424	10	14,673
Buchanan	Election Day	2,036	4,580	142	5	222	6	6,991
	Absentee	1,537	2,140	82	1	100	5	3,865
	Total	3,573	6,720	224	6	322	11	10,856
Butler	Election Day	1,195	4,050	78	9	155	4	5,491
	Absentee	710	1,773	27	0	98	3	2,611
	Total	1,905	5,823	105	9	253	7	8,102
Cerro Gordo	Election Day	4,331	7,882	214	19	681	4	13,131
	Absentee	4,595	4,644	111	4	654	13	10,021
	Total	8,926	12,526	325	23	1,335	17	23,152
Chickasaw	Election Day	655	2,239	46	5	86	3	3,034
	Absentee	1,027	1,978	31	2	202	3	3,243
	Total	1,682	4,217	77	7	288	6	6,277
Clayton	Election Day	1,561	4,714	93	2	178	7	6,555
	Absentee	1,086	1,695	20	0	101	4	2,906

		Sarah Corkery, DEM	Ashley Hinson, REP	Jody Madlom Puffett	Write-in	Under Votes	Over Votes	Total
	Total	2,647	6,409	113	2	279	11	9,461
Delaware	Election Day	1,446	4,837	266	1	111	6	6,667
	Absentee	1,124	2,207	127	0	84	2	3,544
	Total	2,570	7,044	393	1	195	8	10,211
Dubuque	Election Day	9,271	17,809	391	44	1,204	12	28,731
	Absentee	11,872	11,424	190	11	815	14	24,326
	Total	21,143	29,233	581	55	2,019	26	53,057
Fayette	Election Day	1,801	4,676	101	6	142	9	6,735
	Absentee	1,269	1,795	30	0	93	6	3,193
	Total	3,070	6,471	131	6	235	15	9,928
Floyd	Election Day	1,235	3,192	111	8	187	2	4,735
	Absentee	1,160	1,623	50	0	131	5	2,969
	Total	2,395	4,815	161	8	318	7	7,704
Grundy	Election Day	1,024	3,555	37	5	130	5	4,756
	Absentee	698	1,641	16	1	88	2	2,446
	Total	1,722	5,196	53	6	218	7	7,202
Hardin	Election Day	1,207	3,809	101	13	355	3	5,488
	Absentee	948	1,876	32	1	186	7	3,050
	Total	2,155	5,685	133	14	541	10	8,538
Howard	Election Day	738	2,228	61	3	97	4	3,131
	Absentee	650	990	15	2	91	5	1,753
	Total	1,388	3,218	76	5	188	9	4,884
Linn	Election Day	31,439	37,001	925	59	2,099	51	71,574
	Absentee	30,447	19,743	403	16	1,527	40	52,176
	Total	61,886	56,744	1,328	75	3,626	91	123,750
Mitchell	Election Day	763	2,570	42	3	92	0	3,470
	Absentee	853	1,360	18	1	87	7	2,326
	Total	1,616	3,930	60	4	179	7	5,796
Poweshiek	Election Day	1,650	3,797	107	12	285	2	5,853
	Absentee	1,956	1,971	41	1	234	13	4,216
	Total	3,606	5,768	148	13	519	15	10,069
Tama	Election Day	1,963	4,242	67	5	172	6	6,455
	Absentee	833	1,312	12	1	70	2	2,230

		Sarah Corkery, DEM	Ashley Hinson, REP	Jody Madlom Puffett	Write-in	Under Votes	Over Votes	Total
	Total	2,796	5,554	79	6	242	8	8,685
Winneshiek	Election Day	1,365	3,110	66	6	146	1	4,694
	Absentee	3,398	3,640	86	7	241	13	7,385
	Total	4,763	6,750	152	13	387	14	12,079
Worth	Election Day	807	2,194	79	7	137	2	3,226
	Absentee	406	607	23	0	49	2	1,087
	Total	1,213	2,801	102	7	186	4	4,313
TOTAL	Election Day	86,823	152,722	3,724	273	8,874	197	252,613
	Absentee	82,917	80,618	1,657	68	5,929	217	171,406
Total		169,740	233,340	5,381	341	14,803	414	424,019



IOWA SECRETARY OF STATE
2024 General Election CANVASS SUMMARY
United States Representative District 3

		Lanon Baccam, DEM	Zach Nunn, REP	Write-in	Under Votes	Over Votes	Total
Adair	Election Day	650	1,790	10	87	0	2,537
	Absentee	524	981	0	62	0	1,567
	Total	1,174	2,771	10	149	0	4,104
Adams	Election Day	289	838	4	42	1	1,174
	Absentee	314	630	0	35	0	979
	Total	603	1,468	4	77	1	2,153
Appanoose	Election Day	886	2,765	16	181	0	3,848
	Absentee	909	1,654	10	113	1	2,687
	Total	1,795	4,419	26	294	1	6,535
Cass	Election Day	1,007	3,014	14	267	0	4,302
	Absentee	921	1,836	2	231	0	2,990
	Total	1,928	4,850	16	498	0	7,292
Clarke	Election Day	661	1,962	11	75	0	2,709
	Absentee	714	1,039	5	85	0	1,843
	Total	1,375	3,001	16	160	0	4,552
Dallas	Election Day	15,346	20,905	114	1,087	9	37,461
	Absentee	13,450	11,837	30	544	8	25,869
	Total	28,796	32,742	144	1,631	17	63,330
Davis	Election Day	442	1,737	7	76	0	2,262
	Absentee	493	1,144	3	68	0	1,708
	Total	935	2,881	10	144	0	3,970
Decatur	Election Day	642	1,612	17	103	1	2,375
	Absentee	431	877	5	64	2	1,379
	Total	1,073	2,489	22	167	3	3,754
Greene	Election Day	709	1,684	6	152	2	2,553
	Absentee	904	1,346	4	158	3	2,415

		Lanon Baccam, DEM	Zach Nunn, REP	Write-in	Under Votes	Over Votes	Total
	Total	1,613	3,030	10	310	5	4,968
Guthrie	Election Day	1,097	2,828	13	115	0	4,053
	Absentee	949	1,525	6	72	1	2,553
	Total	2,046	4,353	19	187	1	6,606
Lucas	Election Day	579	1,822	3	80	0	2,484
	Absentee	637	1,437	5	111	2	2,192
	Total	1,216	3,259	8	191	2	4,676
Madison	Election Day	1,536	4,107	24	184	0	5,851
	Absentee	1,586	2,548	7	125	0	4,266
	Total	3,122	6,655	31	309	0	10,117
Monroe	Election Day	465	1,624	4	98	0	2,191
	Absentee	574	1,307	3	107	3	1,994
	Total	1,039	2,931	7	205	3	4,185
Montgomery	Election Day	709	2,116	11	170	2	3,008
	Absentee	655	1,321	0	119	2	2,097
	Total	1,364	3,437	11	289	4	5,105
Page	Election Day	1,173	3,222	13	164	0	4,572
	Absentee	796	1,855	8	187	1	2,847
	Total	1,969	5,077	21	351	1	7,419
Polk	Election Day	82,607	81,110	607	5,112	23	169,459
	Absentee	56,312	29,860	161	2,205	70	88,608
	Total	138,919	110,970	768	7,317	93	258,067
Ringgold	Election Day	290	1,135	7	48	0	1,480
	Absentee	388	779	4	58	2	1,231
	Total	678	1,914	11	106	2	2,711
Taylor	Election Day	423	1,498	7	99	0	2,027
	Absentee	250	750	1	74	0	1,075
	Total	673	2,248	8	173	0	3,102
Union	Election Day	907	2,218	17	116	0	3,258
	Absentee	1,031	1,617	6	129	0	2,783
	Total	1,938	3,835	23	245	0	6,041
Wapello	Election Day	2,400	5,843	17	342	0	8,602
	Absentee	2,593	3,249	7	236	10	6,095

		Lanon Baccam, DEM	Zach Nunn, REP	Write-in	Under Votes	Over Votes	Total
	Total	4,993	9,092	24	578	10	14,697
Wayne	Election Day	377	1,420	7	69	0	1,873
	Absentee	336	904	1	48	0	1,289
	Total	713	2,324	8	117	0	3,162
TOTAL	Election Day	113,195	145,250	929	8,667	38	268,079
	Absentee	84,767	68,496	268	4,831	105	158,467
Total		197,962	213,746	1,197	13,498	143	426,546



IOWA SECRETARY OF STATE
2024 General Election CANVASS SUMMARY
United States Representative District 4

		Ryan Melton, DEM	Randy Feenstra, REP	Write-in	Under Votes	Over Votes	Total
Audubon	Election Day	500	1,165	2	196	1	1,864
	Absentee	401	873	4	144	0	1,422
	Total	901	2,038	6	340	1	3,286
Boone	Election Day	2,676	5,294	25	471	3	8,469
	Absentee	2,960	3,710	3	373	5	7,051
	Total	5,636	9,004	28	844	8	15,520
Buena Vista	Election Day	1,103	2,669	13	440	1	4,226
	Absentee	1,106	1,966	13	276	6	3,367
	Total	2,209	4,635	26	716	7	7,593
Calhoun	Election Day	730	2,432	10	201	1	3,374
	Absentee	514	1,109	3	120	1	1,747
	Total	1,244	3,541	13	321	2	5,121
Carroll	Election Day	1,329	4,786	6	485	0	6,606
	Absentee	1,456	2,824	9	311	3	4,603
	Total	2,785	7,610	15	796	3	11,209
Cherokee	Election Day	671	2,566	14	127	2	3,380
	Absentee	765	1,845	15	134	4	2,763
	Total	1,436	4,411	29	261	6	6,143
Clay	Election Day	1,013	3,306	23	221	0	4,563
	Absentee	1,240	2,614	18	169	5	4,046
	Total	2,253	5,920	41	390	5	8,609
Crawford	Election Day	890	2,831	11	300	0	4,032
	Absentee	750	1,559	13	251	0	2,573
	Total	1,640	4,390	24	551	0	6,605
Dickinson	Election Day	1,073	3,757	13	163	0	5,006
	Absentee	1,830	4,217	22	234	10	6,313

		Ryan Melton, DEM	Randy Feenstra, REP	Write-in	Under Votes	Over Votes	Total
	Total	2,903	7,974	35	397	10	11,319
Emmet	Election Day	642	2,296	6	176	3	3,123
	Absentee	573	1,034	3	96	2	1,708
	Total	1,215	3,330	9	272	5	4,831
Franklin	Election Day	752	2,215	8	186	1	3,162
	Absentee	517	1,127	1	139	1	1,785
	Total	1,269	3,342	9	325	2	4,947
Fremont	Election Day	591	1,711	5	188	0	2,495
	Absentee	383	814	2	119	1	1,319
	Total	974	2,525	7	307	1	3,814
Hamilton	Election Day	1,013	3,043	12	224	2	4,294
	Absentee	1,287	1,900	7	152	3	3,349
	Total	2,300	4,943	19	376	5	7,643
Hancock	Election Day	857	3,013	15	206	3	4,094
	Absentee	622	1,162	9	91	1	1,885
	Total	1,479	4,175	24	297	4	5,979
Harrison	Election Day	1,434	3,805	35	334	1	5,609
	Absentee	746	1,503	10	143	4	2,406
	Total	2,180	5,308	45	477	5	8,015
Humboldt	Election Day	576	2,278	10	167	0	3,031
	Absentee	557	1,392	3	149	3	2,104
	Total	1,133	3,670	13	316	3	5,135
Ida	Election Day	453	1,976	9	103	0	2,541
	Absentee	307	753	4	65	1	1,130
	Total	760	2,729	13	168	1	3,671
Kossuth	Election Day	1,086	3,881	15	197	2	5,181
	Absentee	1,110	2,025	2	127	5	3,269
	Total	2,196	5,906	17	324	7	8,450
Lyon	Election Day	552	4,055	18	238	2	4,865
	Absentee	346	1,735	7	92	1	2,181
	Total	898	5,790	25	330	3	7,046
Marshall	Election Day	3,097	5,347	19	613	4	9,080
	Absentee	3,538	4,282	7	495	4	8,326

		Ryan Melton, DEM	Randy Feenstra, REP	Write-in	Under Votes	Over Votes	Total
	Total	6,635	9,629	26	1,108	8	17,406
Mills	Election Day	1,265	3,259	16	326	0	4,866
	Absentee	1,054	2,090	10	307	2	3,463
	Total	2,319	5,349	26	633	2	8,329
Monona	Election Day	685	2,283	14	146	0	3,128
	Absentee	502	933	8	95	3	1,541
	Total	1,187	3,216	22	241	3	4,669
O'Brien	Election Day	885	4,338	78	212	1	5,514
	Absentee	484	1,409	28	134	0	2,055
	Total	1,369	5,747	106	346	1	7,569
Osceola	Election Day	330	1,872	9	96	0	2,307
	Absentee	188	691	3	55	1	938
	Total	518	2,563	12	151	1	3,245
Palo Alto	Election Day	659	2,368	2	128	3	3,160
	Absentee	575	1,163	4	110	1	1,853
	Total	1,234	3,531	6	238	4	5,013
Plymouth	Election Day	1,498	6,412	29	435	2	8,376
	Absentee	1,312	3,961	21	410	4	5,708
	Total	2,810	10,373	50	845	6	14,084
Pocahontas	Election Day	407	1,732	7	136	0	2,282
	Absentee	309	936	3	69	1	1,318
	Total	716	2,668	10	205	1	3,600
Pottawattamie	Election Day	9,510	17,832	53	1,417	8	28,820
	Absentee	6,753	8,380	15	785	13	15,946
	Total	16,263	26,212	68	2,202	21	44,766
Sac	Election Day	768	2,896	17	198	3	3,882
	Absentee	428	1,065	10	111	2	1,616
	Total	1,196	3,961	27	309	5	5,498
Shelby	Election Day	763	2,441	10	277	2	3,493
	Absentee	806	1,972	1	268	3	3,050
	Total	1,569	4,413	11	545	5	6,543
Sioux	Election Day	1,454	11,565	52	455	1	13,527
	Absentee	787	4,599	28	175	4	5,593

		Ryan Melton, DEM	Randy Feenstra, REP	Write-in	Under Votes	Over Votes	Total
	Total	2,241	16,164	80	630	5	19,120
Story	Election Day	14,037	15,530	79	2,172	11	31,829
	Absentee	11,196	6,176	29	583	5	17,989
	Total	25,233	21,706	108	2,755	16	49,818
Webster	Election Day	2,613	6,980	21	544	1	10,159
	Absentee	2,469	3,842	13	341	1	6,666
	Total	5,082	10,822	34	885	2	16,825
Winnebago	Election Day	1,145	2,615	10	153	0	3,923
	Absentee	714	957	2	69	3	1,745
	Total	1,859	3,572	12	222	3	5,668
Woodbury	Election Day	6,342	14,278	71	1,441	2	22,134
	Absentee	8,586	11,361	41	1,114	11	21,113
	Total	14,928	25,639	112	2,555	13	43,247
Wright	Election Day	980	2,364	13	289	0	3,646
	Absentee	625	1,352	6	143	0	2,126
	Total	1,605	3,716	19	432	0	5,772
TOTAL	Election Day	64,379	161,191	750	13,661	60	240,041
	Absentee	57,796	89,331	377	8,449	114	156,067
Total		122,175	250,522	1,127	22,110	174	396,108



IOWA SECRETARY OF STATE
2024 General Election CANVASS SUMMARY
State Senator District 2

		Jeff Taylor, REP	Write-in	Under Votes	Over Votes	Total
Lyon	Election Day	3,964	24	877	0	4,865
	Absentee	1,672	11	497	1	2,181
	Total	5,636	35	1,374	1	7,046
Plymouth	Election Day	3,606	45	880	0	4,531
	Absentee	2,473	23	1,220	0	3,716
	Total	6,079	68	2,100	0	8,247
Sioux	Election Day	11,270	100	2,157	0	13,527
	Absentee	4,453	42	1,097	1	5,593
	Total	15,723	142	3,254	1	19,120
TOTAL	Election Day	18,840	169	3,914	0	22,923
	Absentee	8,598	76	2,814	2	11,490
	Total	27,438	245	6,728	2	34,413



IOWA SECRETARY OF STATE
2024 General Election CANVASS SUMMARY
State Senator District 4

		Tim Kraayenbrink, REP	Write-in	Under Votes	Over Votes	Total
Calhoun	Election Day	2,752	38	583	1	3,374
	Absentee	1,255	18	474	0	1,747
	Total	4,007	56	1,057	1	5,121
Pocahontas	Election Day	1,868	22	392	0	2,282
	Absentee	989	9	320	0	1,318
	Total	2,857	31	712	0	3,600
Sac	Election Day	3,124	37	721	0	3,882
	Absentee	1,102	12	502	0	1,616
	Total	4,226	49	1,223	0	5,498
Webster	Election Day	8,124	210	1,824	1	10,159
	Absentee	4,513	185	1,968	0	6,666
	Total	12,637	395	3,792	1	16,825
TOTAL	Election Day	15,868	307	3,520	2	19,697
	Absentee	7,859	224	3,264	0	11,347
Total		23,727	531	6,784	2	31,044



IOWA SECRETARY OF STATE
2024 General Election CANVASS SUMMARY
State Senator District 6

		Jason Schultz, REP	David M. Davis, LIB	Write-in	Under Votes	Over Votes	Total
Audubon	Election Day	1,222	318	0	323	1	1,864
	Absentee	879	228	2	313	0	1,422
	Total	2,101	546	2	636	1	3,286
Carroll	Election Day	4,853	958	17	777	1	6,606
	Absentee	2,950	840	11	800	2	4,603
	Total	7,803	1,798	28	1,577	3	11,209
Crawford	Election Day	3,148	598	12	273	1	4,032
	Absentee	1,785	491	15	282	0	2,573
	Total	4,933	1,089	27	555	1	6,605
Ida	Election Day	2,063	327	11	140	0	2,541
	Absentee	841	183	0	105	1	1,130
	Total	2,904	510	11	245	1	3,671
Pottawattamie	Election Day	659	200	2	106	0	967
	Absentee	115	52	0	19	1	187
	Total	774	252	2	125	1	1,154
Shelby	Election Day	2,528	585	8	372	0	3,493
	Absentee	2,065	557	12	415	1	3,050
	Total	4,593	1,142	20	787	1	6,543
TOTAL	Election Day	14,473	2,986	50	1,991	3	19,503
	Absentee	8,635	2,351	40	1,934	5	12,965
Total		23,108	5,337	90	3,925	8	32,468



IOWA SECRETARY OF STATE

2024 General Election CANVASS SUMMARY

State Senator District 8

		Ryan Lee Roenfeld, DEM	Mark Costello, REP	Write-in	Under Votes	Over Votes	Total
Fremont	Election Day	570	1,753	6	165	1	2,495
	Absentee	386	839	0	94	0	1,319
	Total	956	2,592	6	259	1	3,814
Harrison	Election Day	1,368	3,795	19	426	1	5,609
	Absentee	755	1,443	10	196	2	2,406
	Total	2,123	5,238	29	622	3	8,015
Mills	Election Day	1,315	3,234	16	300	1	4,866
	Absentee	1,073	2,092	5	289	4	3,463
	Total	2,388	5,326	21	589	5	8,329
Pottawattamie	Election Day	2,971	8,354	11	601	5	11,942
	Absentee	1,994	3,559	6	300	1	5,860
	Total	4,965	11,913	17	901	6	17,802
TOTAL	Election Day	6,224	17,136	52	1,492	8	24,912
	Absentee	4,208	7,933	21	879	7	13,048
Total		10,432	25,069	73	2,371	15	37,960



IOWA SECRETARY OF STATE
2024 General Election CANVASS SUMMARY
State Senator District 10

		Steve Gorman, DEM	Dan Dawson, REP	Write-in	Under Votes	Over Votes	Total
Pottawattamie	Election Day	6,200	9,058	16	635	2	15,911
	Absentee	4,642	4,782	11	457	7	9,899
	Total	10,842	13,840	27	1,092	9	25,810
TOTAL	Election Day	6,200	9,058	16	635	2	15,911
	Absentee	4,642	4,782	11	457	7	9,899
	Total	10,842	13,840	27	1,092	9	25,810



IOWA SECRETARY OF STATE

2024 General Election CANVASS SUMMARY

State Senator District 12

		Nicole Loew, DEM	Amy Sinclair, REP	Write-in	Under Votes	Over Votes	Total
Adair	Election Day	575	1,806	0	156	0	2,537
	Absentee	488	971	0	108	0	1,567
	Total	1,063	2,777	0	264	0	4,104
Appanoose	Election Day	46	209	0	18	0	273
	Absentee	49	121	0	11	0	181
	Total	95	330	0	29	0	454
Clarke	Election Day	613	1,994	5	97	0	2,709
	Absentee	681	1,052	1	109	0	1,843
	Total	1,294	3,046	6	206	0	4,552
Dallas	Election Day	502	1,452	3	98	0	2,055
	Absentee	357	521	0	46	1	925
	Total	859	1,973	3	144	1	2,980
Decatur	Election Day	606	1,653	4	111	1	2,375
	Absentee	407	900	0	72	0	1,379
	Total	1,013	2,553	4	183	1	3,754
Lucas	Election Day	671	1,717	0	96	0	2,484
	Absentee	695	1,386	0	108	3	2,192
	Total	1,366	3,103	0	204	3	4,676
Madison	Election Day	1,389	4,094	17	351	0	5,851
	Absentee	1,503	2,516	5	242	0	4,266
	Total	2,892	6,610	22	593	0	10,117
Union	Election Day	78	351	2	39	0	470
	Absentee	101	190	0	32	0	323
	Total	179	541	2	71	0	793
Wayne	Election Day	531	1,286	5	51	0	1,873
	Absentee	390	856	1	42	0	1,289

		Nicole Loew, DEM	Amy Sinclair, REP	Write-in	Under Votes	Over Votes	Total
	Total	921	2,142	6	93	0	3,162
TOTAL	Election Day	5,011	14,562	36	1,017	1	20,627
	Absentee	4,671	8,513	7	770	4	13,965
Total		9,682	23,075	43	1,787	5	34,592



IOWA SECRETARY OF STATE
2024 General Election CANVASS SUMMARY
State Senator District 14

		Sarah Trone Garriott, DEM	Mark A. Hanson, REP	Write-in	Under Votes	Over Votes	Total
Dallas	Election Day	10,556	12,583	44	963	7	24,153
	Absentee	9,911	7,855	15	507	4	18,292
	Total	20,467	20,438	59	1,470	11	42,445
TOTAL	Election Day	10,556	12,583	44	963	7	24,153
	Absentee	9,911	7,855	15	507	4	18,292
	Total	20,467	20,438	59	1,470	11	42,445



IOWA SECRETARY OF STATE

2024 General Election CANVASS SUMMARY

State Senator District 16

		Claire Celsi, DEM	Joshua Smith, LIB	Write-in	Under Votes	Over Votes	Total
Dallas	Election Day	383	194	9	108	0	694
	Absentee	217	77	4	40	0	338
	Total	600	271	13	148	0	1,032
Polk	Election Day	12,036	6,370	189	3,244	5	21,844
	Absentee	8,921	2,543	94	1,931	8	13,497
	Total	20,957	8,913	283	5,175	13	35,341
TOTAL	Election Day	12,419	6,564	198	3,352	5	22,538
	Absentee	9,138	2,620	98	1,971	8	13,835
	Total	21,557	9,184	296	5,323	13	36,373



IOWA SECRETARY OF STATE
2024 General Election CANVASS SUMMARY
State Senator District 18

		Janet Petersen, DEM	Write-in	Under Votes	Over Votes	Total
Polk	Election Day	15,003	578	5,327	1	20,909
	Absentee	10,561	188	2,537	1	13,287
	Total	25,564	766	7,864	2	34,196
TOTAL	Election Day	15,003	578	5,327	1	20,909
	Absentee	10,561	188	2,537	1	13,287
	Total	25,564	766	7,864	2	34,196



IOWA SECRETARY OF STATE
2024 General Election CANVASS SUMMARY
State Senator District 20

		Nate Boulton, DEM	Mike Pike, REP	Write-in	Under Votes	Over Votes	Total
Polk	Election Day	9,548	11,756	50	1,206	1	22,561
	Absentee	6,052	3,888	16	485	12	10,453
	Total	15,600	15,644	66	1,691	13	33,014
TOTAL	Election Day	9,548	11,756	50	1,206	1	22,561
	Absentee	6,052	3,888	16	485	12	10,453
	Total	15,600	15,644	66	1,691	13	33,014



IOWA SECRETARY OF STATE
2024 General Election CANVASS SUMMARY
State Senator District 22

		Matt Blake, DEM	Brad Zaun, REP	Write-in	Under Votes	Over Votes	Total
Polk	Election Day	10,103	11,471	55	794	5	22,428
	Absentee	9,025	5,865	9	426	12	15,337
	Total	19,128	17,336	64	1,220	17	37,765
TOTAL	Election Day	10,103	11,471	55	794	5	22,428
	Absentee	9,025	5,865	9	426	12	15,337
	Total	19,128	17,336	64	1,220	17	37,765



IOWA SECRETARY OF STATE

2024 General Election CANVASS SUMMARY

State Senator District 24

		Margaret Liston, DEM	Jesse Green, REP	Write-in	Under Votes	Over Votes	Total
Boone	Election Day	2,623	5,417	15	411	3	8,469
	Absentee	2,935	3,758	8	348	2	7,051
	Total	5,558	9,175	23	759	5	15,520
Dallas	Election Day	1,440	2,158	8	241	2	3,849
	Absentee	810	706	0	80	0	1,596
	Total	2,250	2,864	8	321	2	5,445
Greene	Election Day	615	1,719	3	216	0	2,553
	Absentee	822	1,367	2	224	0	2,415
	Total	1,437	3,086	5	440	0	4,968
Guthrie	Election Day	970	2,823	7	252	1	4,053
	Absentee	867	1,530	4	151	1	2,553
	Total	1,837	4,353	11	403	2	6,606
Story	Election Day	869	1,170	3	146	0	2,188
	Absentee	629	356	0	42	0	1,027
	Total	1,498	1,526	3	188	0	3,215
TOTAL	Election Day	6,517	13,287	36	1,266	6	21,112
	Absentee	6,063	7,717	14	845	3	14,642
	Total	12,580	21,004	50	2,111	9	35,754



IOWA SECRETARY OF STATE

2024 General Election CANVASS SUMMARY

State Senator District 26

		Mike Wolfe, DEM	Kara Warme, REP	Write-in	Under Votes	Over Votes	Total
Marshall	Election Day	3,244	5,317	15	502	2	9,080
	Absentee	3,622	4,222	9	466	7	8,326
	Total	6,866	9,539	24	968	9	17,406
Story	Election Day	2,839	5,996	22	376	1	9,234
	Absentee	2,416	2,432	2	147	1	4,998
	Total	5,255	8,428	24	523	2	14,232
TOTAL	Election Day	6,083	11,313	37	878	3	18,314
	Absentee	6,038	6,654	11	613	8	13,324
Total		12,121	17,967	48	1,491	11	31,638



IOWA SECRETARY OF STATE

2024 General Election CANVASS SUMMARY

State Senator District 28

		Cynthia Oppedal Paschen, DEM	Dennis Guth, REP	Write-in	Under Votes	Over Votes	Total
Franklin	Election Day	758	2,148	3	253	0	3,162
	Absentee	526	1,075	1	182	1	1,785
	Total	1,284	3,223	4	435	1	4,947
Hamilton	Election Day	1,101	2,878	11	302	2	4,294
	Absentee	1,314	1,788	1	243	3	3,349
	Total	2,415	4,666	12	545	5	7,643
Hancock	Election Day	851	3,037	10	195	1	4,094
	Absentee	594	1,197	0	91	3	1,885
	Total	1,445	4,234	10	286	4	5,979
Humboldt	Election Day	589	2,208	5	229	0	3,031
	Absentee	559	1,312	0	231	2	2,104
	Total	1,148	3,520	5	460	2	5,135
Story	Election Day	897	1,375	7	138	0	2,417
	Absentee	560	463	1	66	0	1,090
	Total	1,457	1,838	8	204	0	3,507
Wright	Election Day	933	2,370	16	327	0	3,646
	Absentee	620	1,334	3	169	0	2,126
	Total	1,553	3,704	19	496	0	5,772
TOTAL	Election Day	5,129	14,016	52	1,444	3	20,644
	Absentee	4,173	7,169	6	982	9	12,339
Total		9,302	21,185	58	2,426	12	32,983



IOWA SECRETARY OF STATE
2024 General Election CANVASS SUMMARY
State Senator District 30

		Richard Lorence, DEM	Doug Campbell, REP	Write-in	Under Votes	Over Votes	Total
Cerro Gordo	Election Day	4,574	7,903	31	622	1	13,131
	Absentee	4,714	4,705	12	588	2	10,021
	Total	9,288	12,608	43	1,210	3	23,152
Floyd	Election Day	357	822	0	40	2	1,221
	Absentee	121	166	0	15	0	302
	Total	478	988	0	55	2	1,523
Mitchell	Election Day	809	2,532	7	122	0	3,470
	Absentee	910	1,294	2	119	1	2,326
	Total	1,719	3,826	9	241	1	5,796
Worth	Election Day	849	2,243	5	128	1	3,226
	Absentee	428	607	1	51	0	1,087
	Total	1,277	2,850	6	179	1	4,313
TOTAL	Election Day	6,589	13,500	43	912	4	21,048
	Absentee	6,173	6,772	15	773	3	13,736
Total		12,762	20,272	58	1,685	7	34,784



IOWA SECRETARY OF STATE

2024 General Election CANVASS SUMMARY

State Senator District 32

		Brian Bruening, DEM	Mike Klimesh, REP	Write-in	Under Votes	Over Votes	Total
Allamakee	Election Day	1,100	2,740	4	231	0	4,075
	Absentee	1,227	1,958	2	143	5	3,335
	Total	2,327	4,698	6	374	5	7,410
Clayton	Election Day	1,763	4,523	3	264	2	6,555
	Absentee	1,158	1,597	0	151	0	2,906
	Total	2,921	6,120	3	415	2	9,461
Dubuque	Election Day	72	259	1	27	0	359
	Absentee	56	70	1	10	0	137
	Total	128	329	2	37	0	496
Fayette	Election Day	163	707	0	23	0	893
	Absentee	154	313	0	33	0	500
	Total	317	1,020	0	56	0	1,393
Howard	Election Day	891	2,134	1	104	1	3,131
	Absentee	703	943	2	105	0	1,753
	Total	1,594	3,077	3	209	1	4,884
Winneshiak	Election Day	1,381	3,152	4	157	0	4,694
	Absentee	3,412	3,701	9	255	8	7,385
	Total	4,793	6,853	13	412	8	12,079
TOTAL	Election Day	5,370	13,515	13	806	3	19,707
	Absentee	6,710	8,582	14	697	13	16,016
Total		12,080	22,097	27	1,503	16	35,723



IOWA SECRETARY OF STATE

2024 General Election CANVASS SUMMARY

State Senator District 34

		Joe Hegland, DEM	Dan Zumbach, REP	Write-in	Under Votes	Over Votes	Total
Black Hawk	Election Day	571	1,591	4	162	0	2,328
	Absentee	478	622	1	51	1	1,153
	Total	1,049	2,213	5	213	1	3,481
Buchanan	Election Day	1,957	4,633	12	388	1	6,991
	Absentee	1,533	2,148	3	180	1	3,865
	Total	3,490	6,781	15	568	2	10,856
Delaware	Election Day	1,786	4,723	6	148	4	6,667
	Absentee	1,234	2,185	2	123	0	3,544
	Total	3,020	6,908	8	271	4	10,211
Dubuque	Election Day	285	637	1	55	0	978
	Absentee	165	184	0	30	1	380
	Total	450	821	1	85	1	1,358
Fayette	Election Day	1,790	3,811	6	235	0	5,842
	Absentee	1,138	1,428	1	125	1	2,693
	Total	2,928	5,239	7	360	1	8,535
TOTAL	Election Day	6,389	15,395	29	988	5	22,806
	Absentee	4,548	6,567	7	509	4	11,635
Total		10,937	21,962	36	1,497	9	34,441



IOWA SECRETARY OF STATE
2024 General Election CANVASS SUMMARY
State Senator District 36

		Thomas Townsend, DEM	Nicholas Molo, REP	Write-in	Under Votes	Over Votes	Total
Dubuque	Election Day	6,571	8,762	35	856	1	16,225
	Absentee	8,703	6,196	8	669	3	15,579
	Total	15,274	14,958	43	1,525	4	31,804
TOTAL	Election Day	6,571	8,762	35	856	1	16,225
	Absentee	8,703	6,196	8	669	3	15,579
	Total	15,274	14,958	43	1,525	4	31,804



IOWA SECRETARY OF STATE
2024 General Election CANVASS SUMMARY
State Senator District 38

		Eric Giddens, DEM	Dave Sires, REP	Write-in	Under Votes	Over Votes	Total
Benton	Election Day	88	324	1	23	1	437
	Absentee	53	110	3	5	0	171
	Total	141	434	4	28	1	608
Black Hawk	Election Day	9,043	10,145	19	960	3	20,170
	Absentee	6,884	5,158	12	376	6	12,436
	Total	15,927	15,303	31	1,336	9	32,606
Tama	Election Day	577	1,174	2	42	0	1,795
	Absentee	201	321	1	21	0	544
	Total	778	1,495	3	63	0	2,339
TOTAL	Election Day	9,708	11,643	22	1,025	4	22,402
	Absentee	7,138	5,589	16	402	6	13,151
Total		16,846	17,232	38	1,427	10	35,553



IOWA SECRETARY OF STATE
2024 General Election CANVASS SUMMARY
State Senator District 40

		Art Staed, DEM	Kris G Gulick, REP	Write-in	Under Votes	Over Votes	Total
Linn	Election Day	9,095	9,179	25	800	4	19,103
	Absentee	9,062	5,584	5	611	4	15,266
	Total	18,157	14,763	30	1,411	8	34,369
TOTAL	Election Day	9,095	9,179	25	800	4	19,103
	Absentee	9,062	5,584	5	611	4	15,266
	Total	18,157	14,763	30	1,411	8	34,369



IOWA SECRETARY OF STATE
2024 General Election CANVASS SUMMARY
State Senator District 42

		Charlie McClintock, REP	Write-in	Under Votes	Over Votes	Total
Benton	Election Day	8,106	121	1,944	0	10,171
	Absentee	2,794	49	970	1	3,814
	Total	10,900	170	2,914	1	13,985
Linn	Election Day	12,409	362	4,297	1	17,069
	Absentee	4,417	260	2,999	1	7,677
	Total	16,826	622	7,296	2	24,746
TOTAL	Election Day	20,515	483	6,241	1	27,240
	Absentee	7,211	309	3,969	2	11,491
	Total	27,726	792	10,210	3	38,731



IOWA SECRETARY OF STATE

2024 General Election CANVASS SUMMARY

State Senator District 44

		Adrian Dickey, REP	Lisa Ossian	Write-in	Under Votes	Over Votes	Total
Henry	Election Day	1,160	415	12	216	2	1,805
	Absentee	1,796	926	5	474	5	3,206
	Total	2,956	1,341	17	690	7	5,011
Jefferson	Election Day	2,376	1,047	14	247	0	3,684
	Absentee	1,779	2,505	11	470	5	4,770
	Total	4,155	3,552	25	717	5	8,454
Keokuk	Election Day	2,418	767	4	342	0	3,531
	Absentee	971	454	2	224	0	1,651
	Total	3,389	1,221	6	566	0	5,182
Mahaska	Election Day	3,605	1,045	19	476	4	5,149
	Absentee	2,360	978	8	469	1	3,816
	Total	5,965	2,023	27	945	5	8,965
Van Buren	Election Day	1,948	412	4	132	2	2,498
	Absentee	794	277	2	83	1	1,157
	Total	2,742	689	6	215	3	3,655
TOTAL	Election Day	11,507	3,686	53	1,413	8	16,667
	Absentee	7,700	5,140	28	1,720	12	14,600
Total		19,207	8,826	81	3,133	20	31,267



IOWA SECRETARY OF STATE
2024 General Election CANVASS SUMMARY
State Senator District 46

		Ed Chabal, DEM	Dawn Driscoll, REP	Write-in	Under Votes	Over Votes	Total
Iowa	Election Day	1,397	4,246	7	170	0	5,820
	Absentee	1,433	2,308	1	141	1	3,884
	Total	2,830	6,554	8	311	1	9,704
Johnson	Election Day	3,425	5,356	10	445	1	9,237
	Absentee	3,472	2,258	4	252	3	5,989
	Total	6,897	7,614	14	697	4	15,226
Washington	Election Day	1,765	3,946	14	280	2	6,007
	Absentee	2,277	3,185	2	201	1	5,666
	Total	4,042	7,131	16	481	3	11,673
TOTAL	Election Day	6,587	13,548	31	895	3	21,064
	Absentee	7,182	7,751	7	594	5	15,539
Total		13,769	21,299	38	1,489	8	36,603



IOWA SECRETARY OF STATE

2024 General Election CANVASS SUMMARY

State Senator District 48

		John Dabeet, DEM	Mark S. Lofgren, REP	Write-in	Under Votes	Over Votes	Total
Des Moines	Election Day	535	2,098	10	183	1	2,827
	Absentee	657	1,292	7	182	1	2,139
	Total	1,192	3,390	17	365	2	4,966
Henry	Election Day	497	1,807	9	188	0	2,501
	Absentee	618	1,360	1	180	2	2,161
	Total	1,115	3,167	10	368	2	4,662
Louisa	Election Day	677	2,214	2	159	0	3,052
	Absentee	680	1,357	4	85	0	2,126
	Total	1,357	3,571	6	244	0	5,178
Muscatine	Election Day	3,547	6,103	8	248	0	9,906
	Absentee	3,070	3,524	4	157	4	6,759
	Total	6,617	9,627	12	405	4	16,665
TOTAL	Election Day	5,256	12,222	29	778	1	18,286
	Absentee	5,025	7,533	16	604	7	13,185
Total		10,281	19,755	45	1,382	8	31,471



IOWA SECRETARY OF STATE
2024 General Election CANVASS SUMMARY
State Senator District 50

		Nannette Griffin, DEM	Jeff Reichman, REP	Write-in	Under Votes	Over Votes	Total
Des Moines	Election Day	2,788	3,787	23	450	2	7,050
	Absentee	3,352	2,871	2	466	3	6,694
	Total	6,140	6,658	25	916	5	13,744
Lee	Election Day	2,508	6,094	13	236	0	8,851
	Absentee	3,221	3,983	12	243	1	7,460
	Total	5,729	10,077	25	479	1	16,311
TOTAL	Election Day	5,296	9,881	36	686	2	15,901
	Absentee	6,573	6,854	14	709	4	14,154
Total		11,869	16,735	50	1,395	6	30,055



IOWA SECRETARY OF STATE
2024 General Election CANVASS SUMMARY
State Representative District 1

		J.D. Scholten, DEM	Josh Steinhoff, REP	Write-in	Under Votes	Over Votes	Total
Woodbury	Election Day	2,034	2,147	7	363	0	4,551
	Absentee	2,581	1,870	4	302	0	4,757
	Total	4,615	4,017	11	665	0	9,308
TOTAL	Election Day	2,034	2,147	7	363	0	4,551
	Absentee	2,581	1,870	4	302	0	4,757
	Total	4,615	4,017	11	665	0	9,308



IOWA SECRETARY OF STATE
2024 General Election CANVASS SUMMARY
State Representative District 2

		Jessica Lopez-Walker, DEM	Robert Henderson, REP	Write-in	Under Votes	Over Votes	Total
Woodbury	Election Day	1,812	3,621	10	408	2	5,853
	Absentee	2,801	3,509	8	457	2	6,777
	Total	4,613	7,130	18	865	4	12,630
TOTAL	Election Day	1,812	3,621	10	408	2	5,853
	Absentee	2,801	3,509	8	457	2	6,777
	Total	4,613	7,130	18	865	4	12,630



IOWA SECRETARY OF STATE
2024 General Election CANVASS SUMMARY
State Representative District 3

		Emma Bouza, DEM	Thomas Jeneary, REP	Write-in	Under Votes	Over Votes	Total
Plymouth	Election Day	840	3,337	13	341	0	4,531
	Absentee	753	2,649	3	307	4	3,716
	Total	1,593	5,986	16	648	4	8,247
Sioux	Election Day	1,134	4,118	6	599	3	5,860
	Absentee	509	1,908	2	323	2	2,744
	Total	1,643	6,026	8	922	5	8,604
TOTAL	Election Day	1,974	7,455	19	940	3	10,391
	Absentee	1,262	4,557	5	630	6	6,460
	Total	3,236	12,012	24	1,570	9	16,851



IOWA SECRETARY OF STATE

2024 General Election CANVASS SUMMARY

State Representative District 4

		Skyler Wheeler, REP	Write-in	Under Votes	Over Votes	Total
Lyon	Election Day	4,015	44	806	0	4,865
	Absentee	1,695	14	472	0	2,181
	Total	5,710	58	1,278	0	7,046
Sioux	Election Day	6,323	159	1,185	0	7,667
	Absentee	2,259	55	535	0	2,849
	Total	8,582	214	1,720	0	10,516
TOTAL	Election Day	10,338	203	1,991	0	12,532
	Absentee	3,954	69	1,007	0	5,030
	Total	14,292	272	2,998	0	17,562



IOWA SECRETARY OF STATE

2024 General Election CANVASS SUMMARY

State Representative District 5

		Zachary M. Dieken, REP	Michael Schnoes	Write-in	Under Votes	Over Votes	Total
Buena Vista	Election Day	595	211	2	129	0	937
	Absentee	257	97	1	112	2	469
	Total	852	308	3	241	2	1,406
Cherokee	Election Day	1,463	525	5	258	1	2,252
	Absentee	1,111	570	2	365	1	2,049
	Total	2,574	1,095	7	623	2	4,301
O'Brien	Election Day	3,977	965	11	561	0	5,514
	Absentee	1,284	392	4	374	1	2,055
	Total	5,261	1,357	15	935	1	7,569
Osceola	Election Day	1,803	253	7	244	0	2,307
	Absentee	656	123	4	154	1	938
	Total	2,459	376	11	398	1	3,245
TOTAL	Election Day	7,838	1,954	25	1,192	1	11,010
	Absentee	3,308	1,182	11	1,005	5	5,511
Total		11,146	3,136	36	2,197	6	16,521



IOWA SECRETARY OF STATE
2024 General Election CANVASS SUMMARY
State Representative District 6

		Megan Jones, REP	Write-in	Under Votes	Over Votes	Total
Buena Vista	Election Day	2,276	46	967	0	3,289
	Absentee	1,940	43	915	0	2,898
	Total	4,216	89	1,882	0	6,187
Clay	Election Day	3,082	66	605	0	3,753
	Absentee	2,722	79	745	1	3,547
	Total	5,804	145	1,350	1	7,300
TOTAL	Election Day	5,358	112	1,572	0	7,042
	Absentee	4,662	122	1,660	1	6,445
Total		10,020	234	3,232	1	13,487



IOWA SECRETARY OF STATE
2024 General Election CANVASS SUMMARY
State Representative District 7

		Mike Sexton, REP	Martin Podraza	Write-in	Under Votes	Over Votes	Total
Calhoun	Election Day	2,504	621	14	234	1	3,374
	Absentee	1,166	386	6	189	0	1,747
	Total	3,670	1,007	20	423	1	5,121
Pocahontas	Election Day	1,768	275	7	231	1	2,282
	Absentee	959	189	2	167	1	1,318
	Total	2,727	464	9	398	2	3,600
Sac	Election Day	2,992	419	19	451	1	3,882
	Absentee	1,065	223	11	315	2	1,616
	Total	4,057	642	30	766	3	5,498
Webster	Election Day	1,717	235	5	181	1	2,139
	Absentee	572	117	2	96	0	787
	Total	2,289	352	7	277	1	2,926
TOTAL	Election Day	8,981	1,550	45	1,097	4	11,677
	Absentee	3,762	915	21	767	3	5,468
Total		12,743	2,465	66	1,864	7	17,145



IOWA SECRETARY OF STATE
2024 General Election CANVASS SUMMARY
State Representative District 8

		Ann Meyer, REP	Write-in	Under Votes	Over Votes	Total
Webster	Election Day	6,386	144	1,490	0	8,020
	Absentee	4,073	128	1,677	1	5,879
	Total	10,459	272	3,167	1	13,899
TOTAL	Election Day	6,386	144	1,490	0	8,020
	Absentee	4,073	128	1,677	1	5,879
	Total	10,459	272	3,167	1	13,899



IOWA SECRETARY OF STATE
2024 General Election CANVASS SUMMARY
State Representative District 9

		Christian He-Man Schlaerth, DEM	Henry Stone, REP	Write-in	Under Votes	Over Votes	Total
Emmet	Election Day	561	2,259	4	297	2	3,123
	Absentee	508	1,023	2	173	2	1,708
	Total	1,069	3,282	6	470	4	4,831
Kossuth	Election Day	757	3,119	5	233	0	4,114
	Absentee	783	1,559	1	156	1	2,500
	Total	1,540	4,678	6	389	1	6,614
Winnebago	Election Day	1,015	2,771	6	130	1	3,923
	Absentee	646	1,013	3	83	0	1,745
	Total	1,661	3,784	9	213	1	5,668
TOTAL	Election Day	2,333	8,149	15	660	3	11,160
	Absentee	1,937	3,595	6	412	3	5,953
Total		4,270	11,744	21	1,072	6	17,113



IOWA SECRETARY OF STATE
2024 General Election CANVASS SUMMARY
State Representative District 10

		John H. Wills, REP	Write-in	Under Votes	Over Votes	Total
Clay	Election Day	659	4	147	0	810
	Absentee	365	3	131	0	499
	Total	1,024	7	278	0	1,309
Dickinson	Election Day	4,206	74	726	0	5,006
	Absentee	4,715	111	1,483	4	6,313
	Total	8,921	185	2,209	4	11,319
Kossuth	Election Day	893	7	167	0	1,067
	Absentee	571	7	191	0	769
	Total	1,464	14	358	0	1,836
Palo Alto	Election Day	2,615	24	521	0	3,160
	Absentee	1,269	21	563	0	1,853
	Total	3,884	45	1,084	0	5,013
TOTAL	Election Day	8,373	109	1,561	0	10,043
	Absentee	6,920	142	2,368	4	9,434
Total		15,293	251	3,929	4	19,477



IOWA SECRETARY OF STATE

2024 General Election CANVASS SUMMARY

State Representative District 11

		Jeff Rich, DEM	Craig Steven Williams, REP	Write-in	Under Votes	Over Votes	Total
Audubon	Election Day	445	1,137	0	282	0	1,864
	Absentee	380	825	0	216	1	1,422
	Total	825	1,962	0	498	1	3,286
Carroll	Election Day	1,342	4,630	7	627	0	6,606
	Absentee	1,369	2,776	3	453	2	4,603
	Total	2,711	7,406	10	1,080	2	11,209
Pottawattamie	Election Day	260	622	0	85	0	967
	Absentee	71	108	0	7	1	187
	Total	331	730	0	92	1	1,154
Shelby	Election Day	265	746	4	119	0	1,134
	Absentee	197	537	0	114	0	848
	Total	462	1,283	4	233	0	1,982
TOTAL	Election Day	2,312	7,135	11	1,113	0	10,571
	Absentee	2,017	4,246	3	790	4	7,060
Total		4,329	11,381	14	1,903	4	17,631



IOWA SECRETARY OF STATE
2024 General Election CANVASS SUMMARY
State Representative District 12

		Dustin Durbin, DEM	Steven Holt, REP	Write-in	Under Votes	Over Votes	Total
Crawford	Election Day	1,050	2,823	5	154	0	4,032
	Absentee	858	1,578	2	135	0	2,573
	Total	1,908	4,401	7	289	0	6,605
Ida	Election Day	449	1,948	5	139	0	2,541
	Absentee	282	748	0	100	0	1,130
	Total	731	2,696	5	239	0	3,671
Shelby	Election Day	447	1,717	4	189	2	2,359
	Absentee	557	1,455	2	188	0	2,202
	Total	1,004	3,172	6	377	2	4,561
TOTAL	Election Day	1,946	6,488	14	482	2	8,932
	Absentee	1,697	3,781	4	423	0	5,905
	Total	3,643	10,269	18	905	2	14,837



IOWA SECRETARY OF STATE

2024 General Election CANVASS SUMMARY

State Representative District 13

		Rosanne Plante, DEM	Travis M Sitzmann, REP	Parker Hansen	Write-in	Under Votes	Over Votes	Total
Cherokee	Election Day	146	799	119	1	63	0	1,128
	Absentee	138	461	55	2	58	0	714
	Total	284	1,260	174	3	121	0	1,842
Monona	Election Day	601	2,084	197	16	230	0	3,128
	Absentee	471	846	71	2	149	2	1,541
	Total	1,072	2,930	268	18	379	2	4,669
Plymouth	Election Day	508	3,037	122	2	174	2	3,845
	Absentee	364	1,421	57	1	148	1	1,992
	Total	872	4,458	179	3	322	3	5,837
Woodbury	Election Day	609	2,975	627	6	228	2	4,447
	Absentee	355	839	122	1	78	1	1,396
	Total	964	3,814	749	7	306	3	5,843
TOTAL	Election Day	1,864	8,895	1,065	25	695	4	12,548
	Absentee	1,328	3,567	305	6	433	4	5,643
Total		3,192	12,462	1,370	31	1,128	8	18,191



IOWA SECRETARY OF STATE
2024 General Election CANVASS SUMMARY
State Representative District 14

		Jacob Bossman, REP	Write-in	Under Votes	Over Votes	Total
Woodbury	Election Day	5,593	124	1,566	0	7,283
	Absentee	5,523	161	2,498	1	8,183
	Total	11,116	285	4,064	1	15,466
TOTAL	Election Day	5,593	124	1,566	0	7,283
	Absentee	5,523	161	2,498	1	8,183
Total		11,116	285	4,064	1	15,466



IOWA SECRETARY OF STATE
2024 General Election CANVASS SUMMARY
State Representative District 15

		Benjamin Schauer, DEM	Matt W. Windschitl, REP	Write-in	Under Votes	Over Votes	Total
Harrison	Election Day	1,457	3,851	12	288	1	5,609
	Absentee	747	1,515	10	134	0	2,406
	Total	2,204	5,366	22	422	1	8,015
Pottawattamie	Election Day	1,855	4,767	8	440	2	7,072
	Absentee	1,596	2,662	1	262	3	4,524
	Total	3,451	7,429	9	702	5	11,596
TOTAL	Election Day	3,312	8,618	20	728	3	12,681
	Absentee	2,343	4,177	11	396	3	6,930
Total		5,655	12,795	31	1,124	6	19,611



IOWA SECRETARY OF STATE
2024 General Election CANVASS SUMMARY
State Representative District 16

		Candella Foley-Finchem, DEM	David Sieck, REP	Write-in	Under Votes	Over Votes	Total
Fremont	Election Day	525	1,796	6	168	0	2,495
	Absentee	348	859	0	111	1	1,319
	Total	873	2,655	6	279	1	3,814
Mills	Election Day	1,045	3,508	11	300	2	4,866
	Absentee	921	2,267	7	267	1	3,463
	Total	1,966	5,775	18	567	3	8,329
Pottawattamie	Election Day	1,055	3,553	6	254	2	4,870
	Absentee	371	893	1	71	0	1,336
	Total	1,426	4,446	7	325	2	6,206
TOTAL	Election Day	2,625	8,857	23	722	4	12,231
	Absentee	1,640	4,019	8	449	2	6,118
Total		4,265	12,876	31	1,171	6	18,349



IOWA SECRETARY OF STATE
2024 General Election CANVASS SUMMARY
State Representative District 17

		Devon Wood, REP	Write-in	Under Votes	Over Votes	Total
Adams	Election Day	971	18	184	1	1,174
	Absentee	755	18	205	1	979
	Total	1,726	36	389	2	2,153
Page	Election Day	1,312	17	287	0	1,616
	Absentee	1,022	11	416	2	1,451
	Total	2,334	28	703	2	3,067
Ringgold	Election Day	1,265	20	195	0	1,480
	Absentee	906	22	303	0	1,231
	Total	2,171	42	498	0	2,711
Taylor	Election Day	1,713	36	278	0	2,027
	Absentee	833	11	230	1	1,075
	Total	2,546	47	508	1	3,102
Union	Election Day	2,226	29	533	0	2,788
	Absentee	1,635	27	798	0	2,460
	Total	3,861	56	1,331	0	5,248
TOTAL	Election Day	7,487	120	1,477	1	9,085
	Absentee	5,151	89	1,952	4	7,196
	Total	12,638	209	3,429	5	16,281



IOWA SECRETARY OF STATE
2024 General Election CANVASS SUMMARY
State Representative District 18

		Tripp Narup, DEM	Thomas Jay Moore, REP	Write-in	Under Votes	Over Votes	Total
Cass	Election Day	802	3,042	14	443	1	4,302
	Absentee	794	1,772	7	415	2	2,990
	Total	1,596	4,814	21	858	3	7,292
Montgomery	Election Day	683	2,091	12	222	0	3,008
	Absentee	635	1,293	1	166	2	2,097
	Total	1,318	3,384	13	388	2	5,105
Page	Election Day	660	2,083	8	205	0	2,956
	Absentee	364	884	4	143	1	1,396
	Total	1,024	2,967	12	348	1	4,352
TOTAL	Election Day	2,145	7,216	34	870	1	10,266
	Absentee	1,793	3,949	12	724	5	6,483
Total		3,938	11,165	46	1,594	6	16,749



IOWA SECRETARY OF STATE
2024 General Election CANVASS SUMMARY
State Representative District 19

		Roger Petersen, DEM	Brent Siegrist, REP	Write-in	Under Votes	Over Votes	Total
Pottawattamie	Election Day	2,999	5,008	11	487	3	8,508
	Absentee	2,470	2,743	15	314	4	5,546
	Total	5,469	7,751	26	801	7	14,054
TOTAL	Election Day	2,999	5,008	11	487	3	8,508
	Absentee	2,470	2,743	15	314	4	5,546
Total		5,469	7,751	26	801	7	14,054



IOWA SECRETARY OF STATE
2024 General Election CANVASS SUMMARY
State Representative District 20

		Josh Turek, DEM	James Wassell, REP	Write-in	Under Votes	Over Votes	Total
Pottawattamie	Election Day	3,571	3,498	7	325	2	7,403
	Absentee	2,310	1,822	0	218	3	4,353
	Total	5,881	5,320	7	543	5	11,756
TOTAL	Election Day	3,571	3,498	7	325	2	7,403
	Absentee	2,310	1,822	0	218	3	4,353
	Total	5,881	5,320	7	543	5	11,756



IOWA SECRETARY OF STATE
2024 General Election CANVASS SUMMARY
State Representative District 21

		Spencer A Waugh, DEM	Brooke Boden, REP	Write-in	Under Votes	Over Votes	Total
Marion	Election Day	1,032	2,218	6	121	0	3,377
	Absentee	1,041	1,460	3	125	0	2,629
	Total	2,073	3,678	9	246	0	6,006
Warren	Election Day	2,114	3,644	10	240	0	6,008
	Absentee	2,979	2,862	4	185	3	6,033
	Total	5,093	6,506	14	425	3	12,041
TOTAL	Election Day	3,146	5,862	16	361	0	9,385
	Absentee	4,020	4,322	7	310	3	8,662
	Total	7,166	10,184	23	671	3	18,047



IOWA SECRETARY OF STATE
2024 General Election CANVASS SUMMARY
State Representative District 22

		Rory D. Taylor, DEM	Samantha Fett, REP	Write-in	Under Votes	Over Votes	Total
Warren	Election Day	4,705	8,065	26	750	0	13,546
	Absentee	3,429	3,796	4	305	2	7,536
	Total	8,134	11,861	30	1,055	2	21,082
TOTAL	Election Day	4,705	8,065	26	750	0	13,546
	Absentee	3,429	3,796	4	305	2	7,536
	Total	8,134	11,861	30	1,055	2	21,082



IOWA SECRETARY OF STATE

2024 General Election CANVASS SUMMARY

State Representative District 23

		Karen Varley, DEM	Ray Bubba Sorensen, REP	Write-in	Under Votes	Over Votes	Total
Adair	Election Day	511	1,963	2	61	0	2,537
	Absentee	471	1,064	0	32	0	1,567
	Total	982	3,027	2	93	0	4,104
Clarke	Election Day	86	442	2	21	0	551
	Absentee	45	119	2	11	0	177
	Total	131	561	4	32	0	728
Dallas	Election Day	516	1,442	3	94	0	2,055
	Absentee	355	526	0	43	1	925
	Total	871	1,968	3	137	1	2,980
Madison	Election Day	1,371	4,114	20	346	0	5,851
	Absentee	1,431	2,566	5	264	0	4,266
	Total	2,802	6,680	25	610	0	10,117
Union	Election Day	65	384	2	19	0	470
	Absentee	88	217	0	18	0	323
	Total	153	601	2	37	0	793
TOTAL	Election Day	2,549	8,345	29	541	0	11,464
	Absentee	2,390	4,492	7	368	1	7,258
Total		4,939	12,837	36	909	1	18,722



IOWA SECRETARY OF STATE

2024 General Election CANVASS SUMMARY

State Representative District 24

		Sonya Hicks, DEM	Sam Wengryn, REP	Write-in	Under Votes	Over Votes	Total
Appanoose	Election Day	49	195	0	29	0	273
	Absentee	45	114	1	21	0	181
	Total	94	309	1	50	0	454
Clarke	Election Day	823	1,231	11	93	0	2,158
	Absentee	813	753	2	97	1	1,666
	Total	1,636	1,984	13	190	1	3,824
Decatur	Election Day	662	1,574	13	126	0	2,375
	Absentee	416	891	2	68	2	1,379
	Total	1,078	2,465	15	194	2	3,754
Lucas	Election Day	588	1,738	0	158	0	2,484
	Absentee	648	1,333	0	204	7	2,192
	Total	1,236	3,071	0	362	7	4,676
Wayne	Election Day	467	1,265	5	136	0	1,873
	Absentee	362	807	1	119	0	1,289
	Total	829	2,072	6	255	0	3,162
TOTAL	Election Day	2,589	6,003	29	542	0	9,163
	Absentee	2,284	3,898	6	509	10	6,707
Total		4,873	9,901	35	1,051	10	15,870



IOWA SECRETARY OF STATE
2024 General Election CANVASS SUMMARY
State Representative District 25

		Brenda Curran, DEM	Hans Wilz, REP	Write-in	Under Votes	Over Votes	Total
Wapello	Election Day	2,022	4,928	4	264	2	7,220
	Absentee	2,299	3,044	8	220	5	5,576
	Total	4,321	7,972	12	484	7	12,796
TOTAL	Election Day	2,022	4,928	4	264	2	7,220
	Absentee	2,299	3,044	8	220	5	5,576
	Total	4,321	7,972	12	484	7	12,796



IOWA SECRETARY OF STATE
2024 General Election CANVASS SUMMARY
State Representative District 26

		Darcie Whitlow, DEM	Austin Harris, REP	Donald Gier, LIB	Write-in	Under Votes	Over Votes	Total
Appanoose	Election Day	747	2,380	270	8	169	1	3,575
	Absentee	757	1,486	111	6	141	5	2,506
	Total	1,504	3,866	381	14	310	6	6,081
Davis	Election Day	358	1,731	51	8	114	0	2,262
	Absentee	474	1,114	24	2	91	3	1,708
	Total	832	2,845	75	10	205	3	3,970
Monroe	Election Day	426	1,539	77	4	144	1	2,191
	Absentee	522	1,240	47	3	180	2	1,994
	Total	948	2,779	124	7	324	3	4,185
Wapello	Election Day	214	1,036	42	1	89	0	1,382
	Absentee	160	317	12	0	29	1	519
	Total	374	1,353	54	1	118	1	1,901
TOTAL	Election Day	1,745	6,686	440	21	516	2	9,410
	Absentee	1,913	4,157	194	11	441	11	6,727
Total		3,658	10,843	634	32	957	13	16,137



IOWA SECRETARY OF STATE
2024 General Election CANVASS SUMMARY
State Representative District 27

		Kenan Judge, DEM	Oliver Bardwell, REP	Write-in	Under Votes	Over Votes	Total
Dallas	Election Day	6,217	5,806	12	572	4	12,611
	Absentee	5,669	3,623	6	314	3	9,615
	Total	11,886	9,429	18	886	7	22,226
TOTAL	Election Day	6,217	5,806	12	572	4	12,611
	Absentee	5,669	3,623	6	314	3	9,615
	Total	11,886	9,429	18	886	7	22,226



IOWA SECRETARY OF STATE
2024 General Election CANVASS SUMMARY
State Representative District 28

		Laura Snider, DEM	David Young, REP	Write-in	Under Votes	Over Votes	Total
Dallas	Election Day	4,724	6,315	24	479	0	11,542
	Absentee	4,371	4,066	3	235	2	8,677
	Total	9,095	10,381	27	714	2	20,219
TOTAL	Election Day	4,724	6,315	24	479	0	11,542
	Absentee	4,371	4,066	3	235	2	8,677
	Total	9,095	10,381	27	714	2	20,219



IOWA SECRETARY OF STATE
2024 General Election CANVASS SUMMARY
State Representative District 29

		Brian Meyer, DEM	Write-in	Under Votes	Over Votes	Total
Polk	Election Day	5,512	285	2,380	6	8,183
	Absentee	2,436	70	875	7	3,388
	Total	7,948	355	3,255	13	11,571
TOTAL	Election Day	5,512	285	2,380	6	8,183
	Absentee	2,436	70	875	7	3,388
	Total	7,948	355	3,255	13	11,571



IOWA SECRETARY OF STATE
2024 General Election CANVASS SUMMARY
State Representative District 30

		Megan L. Srinivas, DEM	Jerry Cheevers, REP	Write-in	Under Votes	Over Votes	Total
Polk	Election Day	4,938	3,457	47	765	4	9,211
	Absentee	2,577	1,020	6	253	3	3,859
	Total	7,515	4,477	53	1,018	7	13,070
TOTAL	Election Day	4,938	3,457	47	765	4	9,211
	Absentee	2,577	1,020	6	253	3	3,859
	Total	7,515	4,477	53	1,018	7	13,070



IOWA SECRETARY OF STATE

2024 General Election CANVASS SUMMARY

State Representative District 31

		Mary Lee Madison, DEM	Write-in	Under Votes	Over Votes	Total
Dallas	Election Day	455	30	209	0	694
	Absentee	240	8	89	1	338
	Total	695	38	298	1	1,032
Polk	Election Day	7,007	338	3,443	1	10,789
	Absentee	4,763	137	2,123	6	7,029
	Total	11,770	475	5,566	7	17,818
TOTAL	Election Day	7,462	368	3,652	1	11,483
	Absentee	5,003	145	2,212	7	7,367
	Total	12,465	513	5,864	8	18,850



IOWA SECRETARY OF STATE
2024 General Election CANVASS SUMMARY
State Representative District 32

		Jennifer Konfrst, DEM	Write-in	Under Votes	Over Votes	Total
Polk	Election Day	7,254	376	3,425	0	11,055
	Absentee	4,583	124	1,752	9	6,468
	Total	11,837	500	5,177	9	17,523
TOTAL	Election Day	7,254	376	3,425	0	11,055
	Absentee	4,583	124	1,752	9	6,468
	Total	11,837	500	5,177	9	17,523



IOWA SECRETARY OF STATE
2024 General Election CANVASS SUMMARY
State Representative District 33

		Ruth Ann Gaines, DEM	Toya S. Johnson, LIB	Write-in	Under Votes	Over Votes	Total
Polk	Election Day	4,645	1,738	127	1,229	2	7,741
	Absentee	2,413	443	29	442	3	3,330
	Total	7,058	2,181	156	1,671	5	11,071
TOTAL	Election Day	4,645	1,738	127	1,229	2	7,741
	Absentee	2,413	443	29	442	3	3,330
	Total	7,058	2,181	156	1,671	5	11,071



IOWA SECRETARY OF STATE
2024 General Election CANVASS SUMMARY
State Representative District 34

		Rob Johnson, DEM	Danielle Duggan, REP	Write-in	Under Votes	Over Votes	Total
Polk	Election Day	5,001	1,815	34	562	3	7,415
	Absentee	2,782	530	18	183	4	3,517
	Total	7,783	2,345	52	745	7	10,932
TOTAL	Election Day	5,001	1,815	34	562	3	7,415
	Absentee	2,782	530	18	183	4	3,517
	Total	7,783	2,345	52	745	7	10,932



IOWA SECRETARY OF STATE
2024 General Election CANVASS SUMMARY
State Representative District 35

		Sean Bagniewski, DEM	Angela Kay Schreader, REP	David G. Green, LIB	Write-in	Under Votes	Over Votes	Total
Polk	Election Day	6,068	3,296	652	32	767	10	10,825
	Absentee	4,506	1,207	150	13	370	9	6,255
	Total	10,574	4,503	802	45	1,137	19	17,080
TOTAL	Election Day	6,068	3,296	652	32	767	10	10,825
	Absentee	4,506	1,207	150	13	370	9	6,255
	Total	10,574	4,503	802	45	1,137	19	17,080



IOWA SECRETARY OF STATE
2024 General Election CANVASS SUMMARY
State Representative District 36

		Austin Baeth, DEM	Write-in	Under Votes	Over Votes	Total
Polk	Election Day	7,383	226	2,471	4	10,084
	Absentee	5,648	89	1,292	3	7,032
	Total	13,031	315	3,763	7	17,116
TOTAL	Election Day	7,383	226	2,471	4	10,084
	Absentee	5,648	89	1,292	3	7,032
	Total	13,031	315	3,763	7	17,116



IOWA SECRETARY OF STATE
2024 General Election CANVASS SUMMARY
State Representative District 37

		Barb Kniff McCulla, REP	Write-in	Under Votes	Over Votes	Total
Jasper	Election Day	1,972	32	403	0	2,407
	Absentee	738	12	345	0	1,095
	Total	2,710	44	748	0	3,502
Mahaska	Election Day	1,031	11	184	0	1,226
	Absentee	629	6	191	0	826
	Total	1,660	17	375	0	2,052
Marion	Election Day	7,406	134	1,647	0	9,187
	Absentee	3,179	63	1,223	3	4,468
	Total	10,585	197	2,870	3	13,655
TOTAL	Election Day	10,409	177	2,234	0	12,820
	Absentee	4,546	81	1,759	3	6,389
	Total	14,955	258	3,993	3	19,209



IOWA SECRETARY OF STATE
2024 General Election CANVASS SUMMARY
State Representative District 38

		Brad Magg, DEM	Jon Dunwell, REP	Write-in	Under Votes	Over Votes	Total
Jasper	Election Day	3,693	5,703	5	323	3	9,727
	Absentee	3,471	3,332	3	268	3	7,077
	Total	7,164	9,035	8	591	6	16,804
TOTAL	Election Day	3,693	5,703	5	323	3	9,727
	Absentee	3,471	3,332	3	268	3	7,077
	Total	7,164	9,035	8	591	6	16,804



IOWA SECRETARY OF STATE
2024 General Election CANVASS SUMMARY
State Representative District 39

		Rick L. Olson, DEM	Troy Clark, REP	Write-in	Under Votes	Over Votes	Total
Polk	Election Day	4,832	4,803	30	900	3	10,568
	Absentee	2,679	1,414	5	293	10	4,401
	Total	7,511	6,217	35	1,193	13	14,969
TOTAL	Election Day	4,832	4,803	30	900	3	10,568
	Absentee	2,679	1,414	5	293	10	4,401
	Total	7,511	6,217	35	1,193	13	14,969



IOWA SECRETARY OF STATE
2024 General Election CANVASS SUMMARY
State Representative District 40

		Heather Sievers, DEM	Bill Gustoff, REP	Write-in	Under Votes	Over Votes	Total
Polk	Election Day	5,007	6,327	23	632	4	11,993
	Absentee	3,395	2,393	1	257	6	6,052
	Total	8,402	8,720	24	889	10	18,045
TOTAL	Election Day	5,007	6,327	23	632	4	11,993
	Absentee	3,395	2,393	1	257	6	6,052
	Total	8,402	8,720	24	889	10	18,045



IOWA SECRETARY OF STATE
2024 General Election CANVASS SUMMARY
State Representative District 41

		Molly Buck, DEM	Ryan Weldon, REP	Write-in	Under Votes	Over Votes	Total
Polk	Election Day	6,082	7,571	29	515	3	14,200
	Absentee	4,487	3,136	4	196	2	7,825
	Total	10,569	10,707	33	711	5	22,025
TOTAL	Election Day	6,082	7,571	29	515	3	14,200
	Absentee	4,487	3,136	4	196	2	7,825
	Total	10,569	10,707	33	711	5	22,025



IOWA SECRETARY OF STATE
2024 General Election CANVASS SUMMARY
State Representative District 42

		Heather Matson, DEM	Heather Stephenson, REP	Write-in	Under Votes	Over Votes	Total
Polk	Election Day	4,909	6,392	19	557	1	11,878
	Absentee	4,199	2,567	8	234	4	7,012
	Total	9,108	8,959	27	791	5	18,890
TOTAL	Election Day	4,909	6,392	19	557	1	11,878
	Absentee	4,199	2,567	8	234	4	7,012
	Total	9,108	8,959	27	791	5	18,890



IOWA SECRETARY OF STATE
2024 General Election CANVASS SUMMARY
State Representative District 43

		Tiara Mays-Sims, DEM	Eddie Andrews, REP	Brett Harvey Nelson	Write-in	Under Votes	Over Votes	Total
Polk	Election Day	4,421	6,170	207	20	460	1	11,279
	Absentee	4,538	3,428	73	3	283	8	8,333
	Total	8,959	9,598	280	23	743	9	19,612
TOTAL	Election Day	4,421	6,170	207	20	460	1	11,279
	Absentee	4,538	3,428	73	3	283	8	8,333
	Total	8,959	9,598	280	23	743	9	19,612



IOWA SECRETARY OF STATE
2024 General Election CANVASS SUMMARY
State Representative District 44

		Larry McBurney, DEM	Jake Heard, LIB	Write-in	Under Votes	Over Votes	Total
Polk	Election Day	5,356	3,783	95	1,910	5	11,149
	Absentee	4,413	1,530	27	1,030	4	7,004
	Total	9,769	5,313	122	2,940	9	18,153
TOTAL	Election Day	5,356	3,783	95	1,910	5	11,149
	Absentee	4,413	1,530	27	1,030	4	7,004
	Total	9,769	5,313	122	2,940	9	18,153



IOWA SECRETARY OF STATE
2024 General Election CANVASS SUMMARY
State Representative District 45

		Anthony William Thompson, DEM	Brian K. Lohse, REP	Write-in	Under Votes	Over Votes	Total
Polk	Election Day	4,962	10,524	32	875	2	16,395
	Absentee	2,036	2,303	8	230	2	4,579
	Total	6,998	12,827	40	1,105	4	20,974
TOTAL	Election Day	4,962	10,524	32	875	2	16,395
	Absentee	2,036	2,303	8	230	2	4,579
	Total	6,998	12,827	40	1,105	4	20,974



IOWA SECRETARY OF STATE
2024 General Election CANVASS SUMMARY
State Representative District 46

		Lynne Campbell, DEM	Dan Gehlbach, REP	Write-in	Under Votes	Over Votes	Total
Dallas	Election Day	2,434	3,951	6	317	2	6,710
	Absentee	2,307	2,281	1	129	0	4,718
	Total	4,741	6,232	7	446	2	11,428
Polk	Election Day	2,710	3,609	10	364	1	6,694
	Absentee	1,383	1,027	3	107	4	2,524
	Total	4,093	4,636	13	471	5	9,218
TOTAL	Election Day	5,144	7,560	16	681	3	13,404
	Absentee	3,690	3,308	4	236	4	7,242
	Total	8,834	10,868	20	917	7	20,646



IOWA SECRETARY OF STATE
2024 General Election CANVASS SUMMARY
State Representative District 47

		Joe Shelly, DEM	Carter Nordman, REP	Write-in	Under Votes	Over Votes	Total
Dallas	Election Day	1,467	2,120	9	252	1	3,849
	Absentee	800	707	2	87	0	1,596
	Total	2,267	2,827	11	339	1	5,445
Greene	Election Day	599	1,613	3	336	2	2,553
	Absentee	814	1,242	2	356	1	2,415
	Total	1,413	2,855	5	692	3	4,968
Guthrie	Election Day	1,016	2,759	6	272	0	4,053
	Absentee	874	1,515	3	160	1	2,553
	Total	1,890	4,274	9	432	1	6,606
TOTAL	Election Day	3,082	6,492	18	860	3	10,455
	Absentee	2,488	3,464	7	603	2	6,564
	Total	5,570	9,956	25	1,463	5	17,019



IOWA SECRETARY OF STATE
2024 General Election CANVASS SUMMARY
State Representative District 48

		Penny Vossler, DEM	Chad Behn, REP	Write-in	Under Votes	Over Votes	Total
Boone	Election Day	2,611	5,380	20	457	1	8,469
	Absentee	2,920	3,746	6	376	3	7,051
	Total	5,531	9,126	26	833	4	15,520
Story	Election Day	866	1,174	3	145	0	2,188
	Absentee	625	354	0	48	0	1,027
	Total	1,491	1,528	3	193	0	3,215
TOTAL	Election Day	3,477	6,554	23	602	1	10,657
	Absentee	3,545	4,100	6	424	3	8,078
	Total	7,022	10,654	29	1,026	4	18,735



IOWA SECRETARY OF STATE
2024 General Election CANVASS SUMMARY
State Representative District 49

		Beth Wessel-Kroeschell, DEM	Eric Cooper, LIB	Write-in	Under Votes	Over Votes	Total
Story	Election Day	4,432	2,020	83	1,692	2	8,229
	Absentee	3,068	619	9	440	1	4,137
	Total	7,500	2,639	92	2,132	3	12,366
TOTAL	Election Day	4,432	2,020	83	1,692	2	8,229
	Absentee	3,068	619	9	440	1	4,137
	Total	7,500	2,639	92	2,132	3	12,366



IOWA SECRETARY OF STATE
2024 General Election CANVASS SUMMARY
State Representative District 50

		Ross Wilburn, DEM	Write-in	Under Votes	Over Votes	Total
Story	Election Day	6,721	272	2,765	3	9,761
	Absentee	5,081	91	1,564	1	6,737
	Total	11,802	363	4,329	4	16,498
TOTAL	Election Day	6,721	272	2,765	3	9,761
	Absentee	5,081	91	1,564	1	6,737
	Total	11,802	363	4,329	4	16,498



IOWA SECRETARY OF STATE
2024 General Election CANVASS SUMMARY
State Representative District 51

		Ryan Condon, DEM	Brett Barker, REP	Write-in	Under Votes	Over Votes	Total
Marshall	Election Day	795	2,161	4	164	0	3,124
	Absentee	512	939	1	80	0	1,532
	Total	1,307	3,100	5	244	0	4,656
Story	Election Day	2,979	5,780	21	453	1	9,234
	Absentee	2,433	2,395	5	164	1	4,998
	Total	5,412	8,175	26	617	2	14,232
TOTAL	Election Day	3,774	7,941	25	617	1	12,358
	Absentee	2,945	3,334	6	244	1	6,530
Total		6,719	11,275	31	861	2	18,888



IOWA SECRETARY OF STATE
2024 General Election CANVASS SUMMARY
State Representative District 52

		Sue Cahill, DEM	David Blom, REP	Write-in	Under Votes	Over Votes	Total
Marshall	Election Day	2,608	3,132	6	208	2	5,956
	Absentee	3,261	3,305	4	222	2	6,794
	Total	5,869	6,437	10	430	4	12,750
TOTAL	Election Day	2,608	3,132	6	208	2	5,956
	Absentee	3,261	3,305	4	222	2	6,794
	Total	5,869	6,437	10	430	4	12,750



IOWA SECRETARY OF STATE
2024 General Election CANVASS SUMMARY
State Representative District 53

		Tommy Hexter, DEM	Dean Fisher, REP	Write-in	Under Votes	Over Votes	Total
Poweshiek	Election Day	2,065	3,479	16	292	1	5,853
	Absentee	2,128	1,832	0	253	3	4,216
	Total	4,193	5,311	16	545	4	10,069
Tama	Election Day	1,828	2,682	6	143	1	4,660
	Absentee	724	896	2	63	1	1,686
	Total	2,552	3,578	8	206	2	6,346
TOTAL	Election Day	3,893	6,161	22	435	2	10,513
	Absentee	2,852	2,728	2	316	4	5,902
	Total	6,745	8,889	24	751	6	16,415



IOWA SECRETARY OF STATE
2024 General Election CANVASS SUMMARY
State Representative District 54

		Joshua Meggers, REP	Write-in	Under Votes	Over Votes	Total
Black Hawk	Election Day	880	9	210	0	1,099
	Absentee	448	13	206	0	667
	Total	1,328	22	416	0	1,766
Grundy	Election Day	3,974	64	718	0	4,756
	Absentee	1,793	23	630	0	2,446
	Total	5,767	87	1,348	0	7,202
Hardin	Election Day	4,238	67	1,182	1	5,488
	Absentee	2,102	35	913	0	3,050
	Total	6,340	102	2,095	1	8,538
TOTAL	Election Day	9,092	140	2,110	1	11,343
	Absentee	4,343	71	1,749	0	6,163
Total		13,435	211	3,859	1	17,506



IOWA SECRETARY OF STATE

2024 General Election CANVASS SUMMARY

State Representative District 55

		Shannon Latham, REP	Write-in	Under Votes	Over Votes	Total
Franklin	Election Day	2,696	46	419	1	3,162
	Absentee	1,355	20	410	0	1,785
	Total	4,051	66	829	1	4,947
Hamilton	Election Day	3,522	54	718	0	4,294
	Absentee	2,352	38	959	0	3,349
	Total	5,874	92	1,677	0	7,643
Story	Election Day	1,873	42	501	1	2,417
	Absentee	694	20	376	0	1,090
	Total	2,567	62	877	1	3,507
Wright	Election Day	330	5	64	0	399
	Absentee	181	3	65	0	249
	Total	511	8	129	0	648
TOTAL	Election Day	8,421	147	1,702	2	10,272
	Absentee	4,582	81	1,810	0	6,473
	Total	13,003	228	3,512	2	16,745



IOWA SECRETARY OF STATE
2024 General Election CANVASS SUMMARY
State Representative District 56

		Kyle Kruse, DEM	Mark I. Thompson, REP	Write-in	Under Votes	Over Votes	Total
Hancock	Election Day	852	2,982	9	250	1	4,094
	Absentee	593	1,172	0	119	1	1,885
	Total	1,445	4,154	9	369	2	5,979
Humboldt	Election Day	594	2,240	2	195	0	3,031
	Absentee	551	1,357	2	193	1	2,104
	Total	1,145	3,597	4	388	1	5,135
Wright	Election Day	764	2,192	8	283	0	3,247
	Absentee	522	1,224	2	127	2	1,877
	Total	1,286	3,416	10	410	2	5,124
TOTAL	Election Day	2,210	7,414	19	728	1	10,372
	Absentee	1,666	3,753	4	439	4	5,866
	Total	3,876	11,167	23	1,167	5	16,238



IOWA SECRETARY OF STATE
2024 General Election CANVASS SUMMARY
State Representative District 57

		Shawn Ellerbroek, DEM	Pat Grassley, REP	Write-in	Under Votes	Over Votes	Total
Bremer	Election Day	2,408	3,336	4	168	0	5,916
	Absentee	2,249	2,131	4	88	2	4,474
	Total	4,657	5,467	8	256	2	10,390
Butler	Election Day	1,647	3,729	7	108	0	5,491
	Absentee	876	1,673	3	58	1	2,611
	Total	2,523	5,402	10	166	1	8,102
TOTAL	Election Day	4,055	7,065	11	276	0	11,407
	Absentee	3,125	3,804	7	146	3	7,085
	Total	7,180	10,869	18	422	3	18,492



IOWA SECRETARY OF STATE
2024 General Election CANVASS SUMMARY
State Representative District 58

		Gail Allison, DEM	Charley Thomson, REP	Write-in	Under Votes	Over Votes	Total
Bremer	Election Day	860	2,054	2	104	3	3,023
	Absentee	479	722	0	58	1	1,260
	Total	1,339	2,776	2	162	4	4,283
Chickasaw	Election Day	874	2,025	6	129	0	3,034
	Absentee	1,215	1,706	3	319	0	3,243
	Total	2,089	3,731	9	448	0	6,277
Floyd	Election Day	1,139	2,231	8	136	0	3,514
	Absentee	1,215	1,322	2	126	2	2,667
	Total	2,354	3,553	10	262	2	6,181
TOTAL	Election Day	2,873	6,310	16	369	3	9,571
	Absentee	2,909	3,750	5	503	3	7,170
	Total	5,782	10,060	21	872	6	16,741



IOWA SECRETARY OF STATE
2024 General Election CANVASS SUMMARY
State Representative District 59

		Jeremy True, DEM	Christian Hermanson, REP	Write-in	Under Votes	Over Votes	Total
Cerro Gordo	Election Day	3,828	4,917	12	354	0	9,111
	Absentee	3,870	3,152	3	337	4	7,366
	Total	7,698	8,069	15	691	4	16,477
TOTAL	Election Day	3,828	4,917	12	354	0	9,111
	Absentee	3,870	3,152	3	337	4	7,366
	Total	7,698	8,069	15	691	4	16,477



IOWA SECRETARY OF STATE
2024 General Election CANVASS SUMMARY
State Representative District 60

		Jane E. Bloomingdale, REP	Write-in	Under Votes	Over Votes	Total
Cerro Gordo	Election Day	3,154	52	814	0	4,020
	Absentee	1,649	40	965	1	2,655
	Total	4,803	92	1,779	1	6,675
Floyd	Election Day	1,022	9	190	0	1,221
	Absentee	205	2	95	0	302
	Total	1,227	11	285	0	1,523
Mitchell	Election Day	3,062	25	383	0	3,470
	Absentee	1,794	23	509	0	2,326
	Total	4,856	48	892	0	5,796
Worth	Election Day	2,742	66	417	1	3,226
	Absentee	831	23	233	0	1,087
	Total	3,573	89	650	1	4,313
TOTAL	Election Day	9,980	152	1,804	1	11,937
	Absentee	4,479	88	1,802	1	6,370
Total		14,459	240	3,606	2	18,307



IOWA SECRETARY OF STATE
2024 General Election CANVASS SUMMARY
State Representative District 61

		Timi Brown-Powers, DEM	Write-in	Under Votes	Over Votes	Total
Black Hawk	Election Day	5,046	147	2,758	0	7,951
	Absentee	4,184	68	1,870	1	6,123
	Total	9,230	215	4,628	1	14,074
TOTAL	Election Day	5,046	147	2,758	0	7,951
	Absentee	4,184	68	1,870	1	6,123
Total		9,230	215	4,628	1	14,074



IOWA SECRETARY OF STATE
2024 General Election CANVASS SUMMARY
State Representative District 62

		Jerome Amos Jr, DEM	Ervin Sabic, LIB	Write-in	Under Votes	Over Votes	Total
Black Hawk	Election Day	3,944	1,544	44	1,191	3	6,726
	Absentee	3,191	729	23	681	2	4,626
	Total	7,135	2,273	67	1,872	5	11,352
TOTAL	Election Day	3,944	1,544	44	1,191	3	6,726
	Absentee	3,191	729	23	681	2	4,626
Total		7,135	2,273	67	1,872	5	11,352



IOWA SECRETARY OF STATE
2024 General Election CANVASS SUMMARY
State Representative District 63

		Michael R. Bergan, REP	Write-in	Under Votes	Over Votes	Total
Fayette	Election Day	763	20	110	0	893
	Absentee	362	22	116	0	500
	Total	1,125	42	226	0	1,393
Howard	Election Day	2,671	33	427	0	3,131
	Absentee	1,294	28	430	1	1,753
	Total	3,965	61	857	1	4,884
Winneshiek	Election Day	3,773	68	707	1	4,549
	Absentee	4,703	117	1,723	3	6,546
	Total	8,476	185	2,430	4	11,095
TOTAL	Election Day	7,207	121	1,244	1	8,573
	Absentee	6,359	167	2,269	4	8,799
Total		13,566	288	3,513	5	17,372



IOWA SECRETARY OF STATE
2024 General Election CANVASS SUMMARY
State Representative District 64

		Jason Gearhart, REP	Ian Zahren	Write-in	Under Votes	Over Votes	Total
Allamakee	Election Day	2,643	1,138	13	280	1	4,075
	Absentee	1,932	1,107	7	286	3	3,335
	Total	4,575	2,245	20	566	4	7,410
Clayton	Election Day	4,274	1,832	17	432	0	6,555
	Absentee	1,629	948	7	322	0	2,906
	Total	5,903	2,780	24	754	0	9,461
Dubuque	Election Day	267	52	1	39	0	359
	Absentee	79	37	0	21	0	137
	Total	346	89	1	60	0	496
TOTAL	Election Day	7,184	3,022	31	751	1	10,989
	Absentee	3,640	2,092	14	629	3	6,378
Total		10,824	5,114	45	1,380	4	17,367



IOWA SECRETARY OF STATE
2024 General Election CANVASS SUMMARY
State Representative District 65

		Carolyn Wiezorek, DEM	Shannon Lundgren, REP	Write-in	Under Votes	Over Votes	Total
Dubuque	Election Day	3,182	7,441	19	525	2	11,169
	Absentee	3,441	4,493	1	292	3	8,230
	Total	6,623	11,934	20	817	5	19,399
TOTAL	Election Day	3,182	7,441	19	525	2	11,169
	Absentee	3,441	4,493	1	292	3	8,230
	Total	6,623	11,934	20	817	5	19,399



IOWA SECRETARY OF STATE
2024 General Election CANVASS SUMMARY
State Representative District 66

		Andy McKean, DEM	Steven P Bradley, REP	Write-in	Under Votes	Over Votes	Total
Jackson	Election Day	1,630	2,747	2	244	0	4,623
	Absentee	960	1,112	2	95	0	2,169
	Total	2,590	3,859	4	339	0	6,792
Jones	Election Day	2,565	3,471	5	165	2	6,208
	Absentee	2,515	2,211	4	113	3	4,846
	Total	5,080	5,682	9	278	5	11,054
TOTAL	Election Day	4,195	6,218	7	409	2	10,831
	Absentee	3,475	3,323	6	208	3	7,015
	Total	7,670	9,541	13	617	5	17,846



IOWA SECRETARY OF STATE
2024 General Election CANVASS SUMMARY
State Representative District 67

		Craig Johnson, REP	Write-in	Under Votes	Over Votes	Total
Buchanan	Election Day	3,345	112	736	0	4,193
	Absentee	1,760	76	657	1	2,494
	Total	5,105	188	1,393	1	6,687
Delaware	Election Day	5,553	41	1,072	1	6,667
	Absentee	2,492	19	1,032	1	3,544
	Total	8,045	60	2,104	2	10,211
Dubuque	Election Day	765	15	197	1	978
	Absentee	263	2	115	0	380
	Total	1,028	17	312	1	1,358
TOTAL	Election Day	9,663	168	2,005	2	11,838
	Absentee	4,515	97	1,804	2	6,418
Total		14,178	265	3,809	4	18,256



IOWA SECRETARY OF STATE

2024 General Election CANVASS SUMMARY

State Representative District 68

		Tim O'Brien, DEM	Chad Ingels, REP	Write-in	Under Votes	Over Votes	Total
Black Hawk	Election Day	605	1,544	2	177	0	2,328
	Absentee	482	611	0	59	1	1,153
	Total	1,087	2,155	2	236	1	3,481
Buchanan	Election Day	745	1,865	2	186	0	2,798
	Absentee	541	763	1	65	1	1,371
	Total	1,286	2,628	3	251	1	4,169
Fayette	Election Day	1,585	4,064	6	187	0	5,842
	Absentee	1,079	1,508	3	102	1	2,693
	Total	2,664	5,572	9	289	1	8,535
TOTAL	Election Day	2,935	7,473	10	550	0	10,968
	Absentee	2,102	2,882	4	226	3	5,217
Total		5,037	10,355	14	776	3	16,185



IOWA SECRETARY OF STATE
2024 General Election CANVASS SUMMARY
State Representative District 69

		Randy Meier, DEM	Tom Determann, REP	Write-in	Under Votes	Over Votes	Total
Clinton	Election Day	2,272	4,573	5	247	1	7,098
	Absentee	4,182	3,995	4	253	6	8,440
	Total	6,454	8,568	9	500	7	15,538
TOTAL	Election Day	2,272	4,573	5	247	1	7,098
	Absentee	4,182	3,995	4	253	6	8,440
	Total	6,454	8,568	9	500	7	15,538



IOWA SECRETARY OF STATE
2024 General Election CANVASS SUMMARY
State Representative District 70

		Kay Pence, DEM	Norlin Mommsen, REP	Write-in	Under Votes	Over Votes	Total
Clinton	Election Day	1,665	3,811	9	232	0	5,717
	Absentee	1,327	1,361	5	77	1	2,771
	Total	2,992	5,172	14	309	1	8,488
Jackson	Election Day	776	1,154	4	196	0	2,130
	Absentee	927	864	2	130	4	1,927
	Total	1,703	2,018	6	326	4	4,057
Scott	Election Day	1,019	2,389	1	159	0	3,568
	Absentee	994	1,082	1	59	0	2,136
	Total	2,013	3,471	2	218	0	5,704
TOTAL	Election Day	3,460	7,354	14	587	0	11,415
	Absentee	3,248	3,307	8	266	5	6,834
	Total	6,708	10,661	22	853	5	18,249



IOWA SECRETARY OF STATE
2024 General Election CANVASS SUMMARY
State Representative District 71

		Lindsay James, DEM	James W. McClain, REP	Write-in	Under Votes	Over Votes	Total
Dubuque	Election Day	3,499	3,610	17	428	1	7,555
	Absentee	4,472	2,610	4	308	1	7,395
	Total	7,971	6,220	21	736	2	14,950
TOTAL	Election Day	3,499	3,610	17	428	1	7,555
	Absentee	4,472	2,610	4	308	1	7,395
	Total	7,971	6,220	21	736	2	14,950



IOWA SECRETARY OF STATE
2024 General Election CANVASS SUMMARY
State Representative District 72

		Charles Isenhart, DEM	Jennifer J. Smith, REP	Write-in	Under Votes	Over Votes	Total
Dubuque	Election Day	3,192	5,015	23	440	0	8,670
	Absentee	4,321	3,560	3	299	1	8,184
	Total	7,513	8,575	26	739	1	16,854
TOTAL	Election Day	3,192	5,015	23	440	0	8,670
	Absentee	4,321	3,560	3	299	1	8,184
	Total	7,513	8,575	26	739	1	16,854



IOWA SECRETARY OF STATE
2024 General Election CANVASS SUMMARY
State Representative District 73

		Elizabeth Wilson, DEM	Write-in	Under Votes	Over Votes	Total
Linn	Election Day	6,528	368	3,422	0	10,318
	Absentee	5,685	206	2,709	2	8,602
	Total	12,213	574	6,131	2	18,920
TOTAL	Election Day	6,528	368	3,422	0	10,318
	Absentee	5,685	206	2,709	2	8,602
	Total	12,213	574	6,131	2	18,920



IOWA SECRETARY OF STATE
2024 General Election CANVASS SUMMARY
State Representative District 74

		Eric Gjerde, DEM	Write-in	Under Votes	Over Votes	Total
Linn	Election Day	6,107	289	2,810	0	9,206
	Absentee	5,261	138	2,083	2	7,484
	Total	11,368	427	4,893	2	16,690
TOTAL	Election Day	6,107	289	2,810	0	9,206
	Absentee	5,261	138	2,083	2	7,484
	Total	11,368	427	4,893	2	16,690



IOWA SECRETARY OF STATE
2024 General Election CANVASS SUMMARY
State Representative District 75

		Bob Kressig, DEM	Write-in	Under Votes	Over Votes	Total
Black Hawk	Election Day	6,927	188	3,565	1	10,681
	Absentee	4,602	83	1,767	2	6,454
	Total	11,529	271	5,332	3	17,135
TOTAL	Election Day	6,927	188	3,565	1	10,681
	Absentee	4,602	83	1,767	2	6,454
Total		11,529	271	5,332	3	17,135



IOWA SECRETARY OF STATE
2024 General Election CANVASS SUMMARY
State Representative District 76

		Jarred Johnston, DEM	Derek Wulf, REP	Write-in	Under Votes	Over Votes	Total
Benton	Election Day	75	330	1	31	0	437
	Absentee	45	115	0	11	0	171
	Total	120	445	1	42	0	608
Black Hawk	Election Day	3,202	5,531	9	744	3	9,489
	Absentee	2,784	2,782	7	407	2	5,982
	Total	5,986	8,313	16	1,151	5	15,471
Tama	Election Day	472	1,252	2	69	0	1,795
	Absentee	184	337	0	23	0	544
	Total	656	1,589	2	92	0	2,339
TOTAL	Election Day	3,749	7,113	12	844	3	11,721
	Absentee	3,013	3,234	7	441	2	6,697
Total		6,762	10,347	19	1,285	5	18,418



IOWA SECRETARY OF STATE
2024 General Election CANVASS SUMMARY
State Representative District 77

		Jeff Cooling, DEM	Write-in	Under Votes	Over Votes	Total
Linn	Election Day	5,379	215	2,603	0	8,197
	Absentee	4,144	115	1,790	1	6,050
	Total	9,523	330	4,393	1	14,247
TOTAL	Election Day	5,379	215	2,603	0	8,197
	Absentee	4,144	115	1,790	1	6,050
	Total	9,523	330	4,393	1	14,247



IOWA SECRETARY OF STATE
2024 General Election CANVASS SUMMARY
State Representative District 78

		Sami Scheetz, DEM	Write-in	Under Votes	Over Votes	Total
Linn	Election Day	5,451	229	2,000	1	7,681
	Absentee	5,352	136	1,609	0	7,097
	Total	10,803	365	3,609	1	14,778
TOTAL	Election Day	5,451	229	2,000	1	7,681
	Absentee	5,352	136	1,609	0	7,097
	Total	10,803	365	3,609	1	14,778



IOWA SECRETARY OF STATE
2024 General Election CANVASS SUMMARY
State Representative District 79

		Tracy Ehlert, DEM	Barclay Woerner, REP	Write-in	Under Votes	Over Votes	Total
Linn	Election Day	4,647	3,833	13	544	0	9,037
	Absentee	4,575	2,114	6	461	1	7,157
	Total	9,222	5,947	19	1,005	1	16,194
TOTAL	Election Day	4,647	3,833	13	544	0	9,037
	Absentee	4,575	2,114	6	461	1	7,157
	Total	9,222	5,947	19	1,005	1	16,194



IOWA SECRETARY OF STATE
2024 General Election CANVASS SUMMARY
State Representative District 80

		Aime J. Wichtendahl, DEM	John Thompson, REP	Write-in	Under Votes	Over Votes	Total
Linn	Election Day	4,523	5,062	14	466	1	10,066
	Absentee	4,547	3,180	3	377	2	8,109
	Total	9,070	8,242	17	843	3	18,175
TOTAL	Election Day	4,523	5,062	14	466	1	10,066
	Absentee	4,547	3,180	3	377	2	8,109
	Total	9,070	8,242	17	843	3	18,175



IOWA SECRETARY OF STATE
2024 General Election CANVASS SUMMARY
State Representative District 81

		Daniel Gosa, DEM	Write-in	Under Votes	Over Votes	Total
Scott	Election Day	4,827	361	2,721	0	7,909
	Absentee	4,979	215	2,335	4	7,533
	Total	9,806	576	5,056	4	15,442
TOTAL	Election Day	4,827	361	2,721	0	7,909
	Absentee	4,979	215	2,335	4	7,533
	Total	9,806	576	5,056	4	15,442



IOWA SECRETARY OF STATE
2024 General Election CANVASS SUMMARY
State Representative District 82

		Phil Wiese, DEM	Bobby Kaufmann, REP	Write-in	Under Votes	Over Votes	Total
Cedar	Election Day	1,960	3,968	4	215	0	6,147
	Absentee	1,964	2,475	1	118	4	4,562
	Total	3,924	6,443	5	333	4	10,709
Muscatine	Election Day	910	1,152	1	52	0	2,115
	Absentee	598	459	1	35	0	1,093
	Total	1,508	1,611	2	87	0	3,208
Scott	Election Day	825	1,670	1	72	0	2,568
	Absentee	459	588	1	17	0	1,065
	Total	1,284	2,258	2	89	0	3,633
TOTAL	Election Day	3,695	6,790	6	339	0	10,830
	Absentee	3,021	3,522	3	170	4	6,720
Total		6,716	10,312	9	509	4	17,550



IOWA SECRETARY OF STATE
2024 General Election CANVASS SUMMARY
State Representative District 83

		Kent McNally, DEM	Cindy Golding, REP	Write-in	Under Votes	Over Votes	Total
Linn	Election Day	4,884	8,368	10	672	5	13,939
	Absentee	3,063	2,953	4	294	0	6,314
	Total	7,947	11,321	14	966	5	20,253
TOTAL	Election Day	4,884	8,368	10	672	5	13,939
	Absentee	3,063	2,953	4	294	0	6,314
	Total	7,947	11,321	14	966	5	20,253



IOWA SECRETARY OF STATE

2024 General Election CANVASS SUMMARY

State Representative District 84

		Thomas Gerhold, REP	Ashley Meredith, LIB	Write-in	Under Votes	Over Votes	Total
Benton	Election Day	6,741	2,314	46	1,067	3	10,171
	Absentee	2,385	878	17	533	1	3,814
	Total	9,126	3,192	63	1,600	4	13,985
Linn	Election Day	1,882	700	21	526	1	3,130
	Absentee	664	358	15	326	0	1,363
	Total	2,546	1,058	36	852	1	4,493
TOTAL	Election Day	8,623	3,014	67	1,593	4	13,301
	Absentee	3,049	1,236	32	859	1	5,177
	Total	11,672	4,250	99	2,452	5	18,478



IOWA SECRETARY OF STATE
2024 General Election CANVASS SUMMARY
State Representative District 85

		Amy Nielsen, DEM	Write-in	Under Votes	Over Votes	Total
Johnson	Election Day	6,599	228	3,167	0	9,994
	Absentee	7,195	98	2,354	0	9,647
	Total	13,794	326	5,521	0	19,641
TOTAL	Election Day	6,599	228	3,167	0	9,994
	Absentee	7,195	98	2,354	0	9,647
	Total	13,794	326	5,521	0	19,641



IOWA SECRETARY OF STATE
2024 General Election CANVASS SUMMARY
State Representative District 86

		Dave Jacoby, DEM	Stephen Knoner, REP	Write-in	Under Votes	Over Votes	Total
Johnson	Election Day	4,641	2,098	9	484	2	7,234
	Absentee	7,903	1,836	17	411	4	10,171
	Total	12,544	3,934	26	895	6	17,405
TOTAL	Election Day	4,641	2,098	9	484	2	7,234
	Absentee	7,903	1,836	17	411	4	10,171
	Total	12,544	3,934	26	895	6	17,405



IOWA SECRETARY OF STATE

2024 General Election CANVASS SUMMARY

State Representative District 87

		Thomas O'Donnell, DEM	Jeff Shipley, REP	Curtis Oliver	Write-in	Under Votes	Over Votes	Total
Henry	Election Day	426	1,136	65	7	171	0	1,805
	Absentee	991	1,784	65	4	354	8	3,206
	Total	1,417	2,920	130	11	525	8	5,011
Jefferson	Election Day	770	1,432	100	6	140	0	2,448
	Absentee	2,522	1,344	89	6	189	5	4,155
	Total	3,292	2,776	189	12	329	5	6,603
Van Buren	Election Day	589	1,777	53	1	78	0	2,498
	Absentee	357	748	14	1	36	1	1,157
	Total	946	2,525	67	2	114	1	3,655
TOTAL	Election Day	1,785	4,345	218	14	389	0	6,751
	Absentee	3,870	3,876	168	11	579	14	8,518
Total		5,655	8,221	386	25	968	14	15,269



IOWA SECRETARY OF STATE
2024 General Election CANVASS SUMMARY
State Representative District 88

		Helena Hayes, REP	Write-in	Under Votes	Over Votes	Total
Jefferson	Election Day	992	10	234	0	1,236
	Absentee	424	9	182	0	615
	Total	1,416	19	416	0	1,851
Keokuk	Election Day	2,724	28	779	0	3,531
	Absentee	1,127	19	505	0	1,651
	Total	3,851	47	1,284	0	5,182
Mahaska	Election Day	4,157	118	873	1	5,149
	Absentee	2,767	100	949	0	3,816
	Total	6,924	218	1,822	1	8,965
TOTAL	Election Day	7,873	156	1,886	1	9,916
	Absentee	4,318	128	1,636	0	6,082
Total		12,191	284	3,522	1	15,998



IOWA SECRETARY OF STATE
2024 General Election CANVASS SUMMARY
State Representative District 89

		Elinor A. Levin, DEM	Write-in	Under Votes	Over Votes	Total
Johnson	Election Day	4,645	88	2,008	1	6,742
	Absentee	7,300	67	1,740	1	9,108
	Total	11,945	155	3,748	2	15,850
TOTAL	Election Day	4,645	88	2,008	1	6,742
	Absentee	7,300	67	1,740	1	9,108
	Total	11,945	155	3,748	2	15,850



IOWA SECRETARY OF STATE
2024 General Election CANVASS SUMMARY
State Representative District 90

		Adam Zabner, DEM	Write-in	Under Votes	Over Votes	Total
Johnson	Election Day	5,690	134	2,384	0	8,208
	Absentee	8,787	85	1,905	0	10,777
	Total	14,477	219	4,289	0	18,985
TOTAL	Election Day	5,690	134	2,384	0	8,208
	Absentee	8,787	85	1,905	0	10,777
	Total	14,477	219	4,289	0	18,985



IOWA SECRETARY OF STATE
2024 General Election CANVASS SUMMARY
State Representative District 91

		Jay Gorsh, DEM	Judd Lawler, REP	Write-in	Under Votes	Over Votes	Total
Iowa	Election Day	2,057	3,492	6	265	0	5,820
	Absentee	1,763	1,931	1	187	2	3,884
	Total	3,820	5,423	7	452	2	9,704
Johnson	Election Day	2,615	3,654	8	364	1	6,642
	Absentee	2,327	1,569	1	144	1	4,042
	Total	4,942	5,223	9	508	2	10,684
TOTAL	Election Day	4,672	7,146	14	629	1	12,462
	Absentee	4,090	3,500	2	331	3	7,926
	Total	8,762	10,646	16	960	4	20,388



IOWA SECRETARY OF STATE
2024 General Election CANVASS SUMMARY
State Representative District 92

		Anna Banowsky, DEM	Heather Hora, REP	Write-in	Under Votes	Over Votes	Total
Johnson	Election Day	1,026	1,429	5	134	1	2,595
	Absentee	1,199	646	4	97	1	1,947
	Total	2,225	2,075	9	231	2	4,542
Washington	Election Day	1,694	4,025	13	274	1	6,007
	Absentee	2,154	3,290	4	215	3	5,666
	Total	3,848	7,315	17	489	4	11,673
TOTAL	Election Day	2,720	5,454	18	408	2	8,602
	Absentee	3,353	3,936	8	312	4	7,613
Total		6,073	9,390	26	720	6	16,215



IOWA SECRETARY OF STATE
2024 General Election CANVASS SUMMARY
State Representative District 93

		Mindy Smith-Pace, DEM	Gary Mohr, REP	Write-in	Under Votes	Over Votes	Total
Scott	Election Day	3,014	6,142	10	352	2	9,520
	Absentee	4,667	5,488	14	319	1	10,489
	Total	7,681	11,630	24	671	3	20,009
TOTAL	Election Day	3,014	6,142	10	352	2	9,520
	Absentee	4,667	5,488	14	319	1	10,489
	Total	7,681	11,630	24	671	3	20,009



IOWA SECRETARY OF STATE
2024 General Election CANVASS SUMMARY
State Representative District 94

		Tracy J. Jones, DEM	Mike Vondran, REP	Write-in	Under Votes	Over Votes	Total
Scott	Election Day	2,968	5,269	19	317	1	8,574
	Absentee	4,497	4,882	8	324	4	9,715
	Total	7,465	10,151	27	641	5	18,289
TOTAL	Election Day	2,968	5,269	19	317	1	8,574
	Absentee	4,497	4,882	8	324	4	9,715
	Total	7,465	10,151	27	641	5	18,289



IOWA SECRETARY OF STATE
2024 General Election CANVASS SUMMARY
State Representative District 95

		Jeff Poulter, DEM	Taylor Collins, REP	Write-in	Under Votes	Over Votes	Total
Des Moines	Election Day	618	2,002	12	188	1	2,821
	Absentee	747	1,202	2	194	0	2,145
	Total	1,365	3,204	14	382	1	4,966
Henry	Election Day	537	1,762	8	194	0	2,501
	Absentee	645	1,333	1	180	2	2,161
	Total	1,182	3,095	9	374	2	4,662
Louisa	Election Day	662	2,165	5	220	0	3,052
	Absentee	680	1,284	4	156	2	2,126
	Total	1,342	3,449	9	376	2	5,178
Muscatine	Election Day	400	1,186	1	96	0	1,683
	Absentee	234	350	1	31	0	616
	Total	634	1,536	2	127	0	2,299
TOTAL	Election Day	2,217	7,115	26	698	1	10,057
	Absentee	2,306	4,169	8	561	4	7,048
Total		4,523	11,284	34	1,259	5	17,105



IOWA SECRETARY OF STATE
2024 General Election CANVASS SUMMARY
State Representative District 96

		Mandy Moody, DEM	Mark Cisneros, REP	Write-in	Under Votes	Over Votes	Total
Muscatine	Election Day	2,857	5,003	10	352	1	8,223
	Absentee	2,792	3,068	9	270	4	6,143
	Total	5,649	8,071	19	622	5	14,366
TOTAL	Election Day	2,857	5,003	10	352	1	8,223
	Absentee	2,792	3,068	9	270	4	6,143
Total		5,649	8,071	19	622	5	14,366



IOWA SECRETARY OF STATE
2024 General Election CANVASS SUMMARY
State Representative District 97

		Ken Croken, DEM	Josue Rodriguez, REP	Write-in	Under Votes	Over Votes	Total
Scott	Election Day	3,827	3,351	12	299	0	7,489
	Absentee	3,926	2,078	5	226	5	6,240
	Total	7,753	5,429	17	525	5	13,729
TOTAL	Election Day	3,827	3,351	12	299	0	7,489
	Absentee	3,926	2,078	5	226	5	6,240
	Total	7,753	5,429	17	525	5	13,729



IOWA SECRETARY OF STATE
2024 General Election CANVASS SUMMARY
State Representative District 98

		Monica Kurth, DEM	Nathan Ramker, REP	Write-in	Under Votes	Over Votes	Total
Scott	Election Day	3,330	4,267	21	400	2	8,020
	Absentee	3,255	2,273	8	244	6	5,786
	Total	6,585	6,540	29	644	8	13,806
TOTAL	Election Day	3,330	4,267	21	400	2	8,020
	Absentee	3,255	2,273	8	244	6	5,786
	Total	6,585	6,540	29	644	8	13,806



IOWA SECRETARY OF STATE
2024 General Election CANVASS SUMMARY
State Representative District 99

		Jim Beres, DEM	Matthew Rinker, REP	Write-in	Under Votes	Over Votes	Total
Des Moines	Election Day	2,606	3,893	24	398	0	6,921
	Absentee	3,278	3,140	8	423	0	6,849
	Total	5,884	7,033	32	821	0	13,770
Lee	Election Day	102	395	6	20	0	523
	Absentee	176	327	0	17	0	520
	Total	278	722	6	37	0	1,043
TOTAL	Election Day	2,708	4,288	30	418	0	7,444
	Absentee	3,454	3,467	8	440	0	7,369
	Total	6,162	7,755	38	858	0	14,813



IOWA SECRETARY OF STATE
2024 General Election CANVASS SUMMARY
State Representative District 100

		Martin L. Graber, REP	Nicolas Atwood	Write-in	Under Votes	Over Votes	Total
Lee	Election Day	5,672	2,006	20	627	3	8,328
	Absentee	3,794	2,483	26	635	2	6,940
	Total	9,466	4,489	46	1,262	5	15,268
TOTAL	Election Day	5,672	2,006	20	627	3	8,328
	Absentee	3,794	2,483	26	635	2	6,940
	Total	9,466	4,489	46	1,262	5	15,268



IOWA SECRETARY OF STATE

2024 General Election CANVASS SUMMARY

Constitutional Amendment 1

		Yes	No	Under Votes	Over Votes	Total
Adair	Election Day	1,878	469	188	2	2,537
	Absentee	1,156	275	136	0	1,567
	Total	3,034	744	324	2	4,104
Adams	Election Day	876	230	68	0	1,174
	Absentee	699	216	64	0	979
	Total	1,575	446	132	0	2,153
Allamakee	Election Day	2,903	692	479	1	4,075
	Absentee	2,327	565	443	0	3,335
	Total	5,230	1,257	922	1	7,410
Appanoose	Election Day	2,774	679	393	2	3,848
	Absentee	1,921	443	322	1	2,687
	Total	4,695	1,122	715	3	6,535
Audubon	Election Day	1,237	304	322	1	1,864
	Absentee	931	193	297	1	1,422
	Total	2,168	497	619	2	3,286
Benton	Election Day	7,530	1,951	1,124	3	10,608
	Absentee	2,904	736	344	1	3,985
	Total	10,434	2,687	1,468	4	14,593
Black Hawk	Election Day	25,736	7,751	4,775	12	38,274
	Absentee	17,781	4,702	2,510	12	25,005
	Total	43,517	12,453	7,285	24	63,279
Boone	Election Day	5,729	1,816	921	3	8,469
	Absentee	4,729	1,462	856	4	7,051
	Total	10,458	3,278	1,777	7	15,520
Bremer	Election Day	6,707	1,731	498	3	8,939
	Absentee	4,222	1,133	374	5	5,734
	Total	10,929	2,864	872	8	14,673

		Yes	No	Under Votes	Over Votes	Total
Buchanan	Election Day	5,046	1,401	543	1	6,991
	Absentee	2,829	751	285	0	3,865
	Total	7,875	2,152	828	1	10,856
Buena Vista	Election Day	2,866	627	731	2	4,226
	Absentee	2,346	501	514	6	3,367
	Total	5,212	1,128	1,245	8	7,593
Butler	Election Day	4,038	971	480	2	5,491
	Absentee	1,933	405	273	0	2,611
	Total	5,971	1,376	753	2	8,102
Calhoun	Election Day	2,488	601	285	0	3,374
	Absentee	1,304	280	162	1	1,747
	Total	3,792	881	447	1	5,121
Carroll	Election Day	4,733	1,156	717	0	6,606
	Absentee	3,251	740	610	2	4,603
	Total	7,984	1,896	1,327	2	11,209
Cass	Election Day	2,988	735	579	0	4,302
	Absentee	1,963	462	565	0	2,990
	Total	4,951	1,197	1,144	0	7,292
Cedar	Election Day	4,251	1,074	819	3	6,147
	Absentee	3,162	780	619	1	4,562
	Total	7,413	1,854	1,438	4	10,709
Cerro Gordo	Election Day	9,525	2,361	1,188	2	13,076
	Absentee	6,784	1,862	1,370	5	10,021
	Total	16,309	4,223	2,558	7	23,097
Cherokee	Election Day	2,511	611	258	0	3,380
	Absentee	2,086	424	252	1	2,763
	Total	4,597	1,035	510	1	6,143
Chickasaw	Election Day	2,211	543	279	1	3,034
	Absentee	2,120	517	603	3	3,243
	Total	4,331	1,060	882	4	6,277
Clarke	Election Day	1,958	541	210	0	2,709
	Absentee	1,287	347	209	0	1,843
	Total	3,245	888	419	0	4,552

		Yes	No	Under Votes	Over Votes	Total
Clay	Election Day	3,316	784	462	1	4,563
	Absentee	2,876	670	494	6	4,046
	Total	6,192	1,454	956	7	8,609
Clayton	Election Day	4,783	1,008	764	0	6,555
	Absentee	1,947	481	477	1	2,906
	Total	6,730	1,489	1,241	1	9,461
Clinton	Election Day	8,972	2,300	1,536	7	12,815
	Absentee	7,830	1,834	1,540	7	11,211
	Total	16,802	4,134	3,076	14	24,026
Crawford	Election Day	2,941	663	428	0	4,032
	Absentee	1,944	382	247	0	2,573
	Total	4,885	1,045	675	0	6,605
Dallas	Election Day	25,031	8,023	4,394	13	37,461
	Absentee	17,851	5,734	2,275	9	25,869
	Total	42,882	13,757	6,669	22	63,330
Davis	Election Day	1,657	407	197	1	2,262
	Absentee	1,229	313	162	4	1,708
	Total	2,886	720	359	5	3,970
Decatur	Election Day	1,723	453	198	1	2,375
	Absentee	1,011	256	112	0	1,379
	Total	2,734	709	310	1	3,754
Delaware	Election Day	4,958	922	784	3	6,667
	Absentee	2,415	449	680	0	3,544
	Total	7,373	1,371	1,464	3	10,211
Des Moines	Election Day	7,249	1,788	882	7	9,926
	Absentee	6,673	1,613	954	5	9,245
	Total	13,922	3,401	1,836	12	19,171
Dickinson	Election Day	3,843	752	411	0	5,006
	Absentee	4,831	893	587	2	6,313
	Total	8,674	1,645	998	2	11,319
Dubuque	Election Day	20,506	5,575	2,642	8	28,731
	Absentee	17,798	4,698	1,822	8	24,326
	Total	38,304	10,273	4,464	16	53,057

		Yes	No	Under Votes	Over Votes	Total
Emmet	Election Day	2,310	502	310	1	3,123
	Absentee	1,265	283	158	2	1,708
	Total	3,575	785	468	3	4,831
Fayette	Election Day	4,946	990	796	3	6,735
	Absentee	2,147	555	489	2	3,193
	Total	7,093	1,545	1,285	5	9,928
Floyd	Election Day	3,384	940	411	0	4,735
	Absentee	2,128	556	284	1	2,969
	Total	5,512	1,496	695	1	7,704
Franklin	Election Day	2,290	555	316	1	3,162
	Absentee	1,257	271	254	3	1,785
	Total	3,547	826	570	4	4,947
Fremont	Election Day	1,813	492	190	0	2,495
	Absentee	955	233	130	1	1,319
	Total	2,768	725	320	1	3,814
Greene	Election Day	1,797	486	269	1	2,553
	Absentee	1,660	442	310	3	2,415
	Total	3,457	928	579	4	4,968
Grundy	Election Day	3,564	707	482	3	4,756
	Absentee	1,748	358	338	2	2,446
	Total	5,312	1,065	820	5	7,202
Guthrie	Election Day	2,794	893	364	2	4,053
	Absentee	1,849	493	209	2	2,553
	Total	4,643	1,386	573	4	6,606
Hamilton	Election Day	3,115	881	296	2	4,294
	Absentee	2,515	611	222	1	3,349
	Total	5,630	1,492	518	3	7,643
Hancock	Election Day	2,983	751	360	0	4,094
	Absentee	1,399	287	199	0	1,885
	Total	4,382	1,038	559	0	5,979
Hardin	Election Day	3,772	928	787	1	5,488
	Absentee	2,070	515	465	0	3,050
	Total	5,842	1,443	1,252	1	8,538

		Yes	No	Under Votes	Over Votes	Total
Harrison	Election Day	4,062	1,006	540	1	5,609
	Absentee	1,660	514	229	3	2,406
	Total	5,722	1,520	769	4	8,015
Henry	Election Day	3,112	774	420	0	4,306
	Absentee	3,924	852	591	0	5,367
	Total	7,036	1,626	1,011	0	9,673
Howard	Election Day	2,253	617	261	0	3,131
	Absentee	1,223	341	189	0	1,753
	Total	3,476	958	450	0	4,884
Humboldt	Election Day	2,168	518	344	1	3,031
	Absentee	1,458	336	310	0	2,104
	Total	3,626	854	654	1	5,135
Ida	Election Day	1,935	427	178	1	2,541
	Absentee	879	170	81	0	1,130
	Total	2,814	597	259	1	3,671
Iowa	Election Day	4,199	1,137	482	2	5,820
	Absentee	2,824	721	336	3	3,884
	Total	7,023	1,858	818	5	9,704
Jackson	Election Day	4,791	1,278	684	0	6,753
	Absentee	2,965	636	494	1	4,096
	Total	7,756	1,914	1,178	1	10,849
Jasper	Election Day	8,579	2,329	1,225	1	12,134
	Absentee	5,535	1,448	1,187	2	8,172
	Total	14,114	3,777	2,412	3	20,306
Jefferson	Election Day	2,546	864	274	0	3,684
	Absentee	2,763	1,613	390	4	4,770
	Total	5,309	2,477	664	4	8,454
Johnson	Election Day	24,992	10,516	5,897	10	41,415
	Absentee	26,593	13,847	5,222	30	45,692
	Total	51,585	24,363	11,119	40	87,107
Jones	Election Day	4,528	1,073	605	2	6,208
	Absentee	3,478	834	533	1	4,846
	Total	8,006	1,907	1,138	3	11,054

		Yes	No	Under Votes	Over Votes	Total
Keokuk	Election Day	2,536	616	379	0	3,531
	Absentee	1,169	262	219	1	1,651
	Total	3,705	878	598	1	5,182
Kossuth	Election Day	3,937	784	459	1	5,181
	Absentee	2,414	538	317	0	3,269
	Total	6,351	1,322	776	1	8,450
Lee	Election Day	6,340	1,311	1,198	2	8,851
	Absentee	5,227	1,095	1,135	3	7,460
	Total	11,567	2,406	2,333	5	16,311
Linn	Election Day	46,654	15,953	8,928	39	71,574
	Absentee	33,067	12,926	6,146	37	52,176
	Total	79,721	28,879	15,074	76	123,750
Louisa	Election Day	2,223	578	251	0	3,052
	Absentee	1,550	429	145	2	2,126
	Total	3,773	1,007	396	2	5,178
Lucas	Election Day	1,738	420	326	0	2,484
	Absentee	1,409	348	434	1	2,192
	Total	3,147	768	760	1	4,676
Lyon	Election Day	3,728	706	431	0	4,865
	Absentee	1,668	294	218	1	2,181
	Total	5,396	1,000	649	1	7,046
Madison	Election Day	4,011	1,205	635	0	5,851
	Absentee	2,906	845	510	5	4,266
	Total	6,917	2,050	1,145	5	10,117
Mahaska	Election Day	4,599	1,251	525	0	6,375
	Absentee	3,335	828	475	4	4,642
	Total	7,934	2,079	1,000	4	11,017
Marion	Election Day	9,275	2,462	826	1	12,564
	Absentee	5,253	1,253	589	2	7,097
	Total	14,528	3,715	1,415	3	19,661
Marshall	Election Day	6,615	1,522	942	1	9,080
	Absentee	6,009	1,474	842	1	8,326
	Total	12,624	2,996	1,784	2	17,406

		Yes	No	Under Votes	Over Votes	Total
Mills	Election Day	3,529	983	350	4	4,866
	Absentee	2,500	679	281	3	3,463
	Total	6,029	1,662	631	7	8,329
Mitchell	Election Day	2,576	612	282	0	3,470
	Absentee	1,660	409	256	1	2,326
	Total	4,236	1,021	538	1	5,796
Monona	Election Day	2,274	496	357	1	3,128
	Absentee	1,092	252	197	0	1,541
	Total	3,366	748	554	1	4,669
Monroe	Election Day	1,511	438	242	0	2,191
	Absentee	1,356	373	265	0	1,994
	Total	2,867	811	507	0	4,185
Montgomery	Election Day	2,286	502	220	0	3,008
	Absentee	1,558	339	200	0	2,097
	Total	3,844	841	420	0	5,105
Muscatine	Election Day	8,450	2,245	1,318	8	12,021
	Absentee	5,530	1,428	892	2	7,852
	Total	13,980	3,673	2,210	10	19,873
O'Brien	Election Day	4,192	789	533	0	5,514
	Absentee	1,481	252	322	0	2,055
	Total	5,673	1,041	855	0	7,569
Osceola	Election Day	1,719	364	224	0	2,307
	Absentee	668	138	132	0	938
	Total	2,387	502	356	0	3,245
Page	Election Day	3,416	838	318	0	4,572
	Absentee	1,966	527	351	3	2,847
	Total	5,382	1,365	669	3	7,419
Palo Alto	Election Day	2,380	452	327	1	3,160
	Absentee	1,274	283	294	2	1,853
	Total	3,654	735	621	3	5,013
Plymouth	Election Day	6,166	1,540	667	3	8,376
	Absentee	4,154	884	667	3	5,708
	Total	10,320	2,424	1,334	6	14,084

		Yes	No	Under Votes	Over Votes	Total
Pocahontas	Election Day	1,662	340	280	0	2,282
	Absentee	979	186	153	0	1,318
	Total	2,641	526	433	0	3,600
Polk	Election Day	109,661	41,152	18,602	44	169,459
	Absentee	55,811	24,347	8,385	65	88,608
	Total	165,472	65,499	26,987	109	258,067
Pottawattamie	Election Day	21,218	4,539	3,055	8	28,820
	Absentee	11,318	2,699	1,922	7	15,946
	Total	32,536	7,238	4,977	15	44,766
Poweshiek	Election Day	3,988	1,279	586	0	5,853
	Absentee	2,592	1,082	540	2	4,216
	Total	6,580	2,361	1,126	2	10,069
Ringgold	Election Day	1,053	262	165	0	1,480
	Absentee	878	208	145	0	1,231
	Total	1,931	470	310	0	2,711
Sac	Election Day	2,883	682	315	2	3,882
	Absentee	1,180	272	163	1	1,616
	Total	4,063	954	478	3	5,498
Scott	Election Day	34,008	9,385	4,247	8	47,648
	Absentee	30,903	8,236	3,808	17	42,964
	Total	64,911	17,621	8,055	25	90,612
Shelby	Election Day	2,565	595	333	0	3,493
	Absentee	2,168	492	388	2	3,050
	Total	4,733	1,087	721	2	6,543
Sioux	Election Day	10,197	1,652	1,675	3	13,527
	Absentee	4,105	602	885	1	5,593
	Total	14,302	2,254	2,560	4	19,120
Story	Election Day	20,529	7,398	3,882	20	31,829
	Absentee	12,098	4,905	980	6	17,989
	Total	32,627	12,303	4,862	26	49,818
Tama	Election Day	4,623	1,122	706	4	6,455
	Absentee	1,528	420	281	1	2,230
	Total	6,151	1,542	987	5	8,685

		Yes	No	Under Votes	Over Votes	Total
Taylor	Election Day	1,527	366	134	0	2,027
	Absentee	792	152	131	0	1,075
	Total	2,319	518	265	0	3,102
Union	Election Day	2,444	621	192	1	3,258
	Absentee	2,002	465	315	1	2,783
	Total	4,446	1,086	507	2	6,041
Van Buren	Election Day	1,748	519	231	0	2,498
	Absentee	829	219	109	0	1,157
	Total	2,577	738	340	0	3,655
Wapello	Election Day	5,866	1,385	1,347	4	8,602
	Absentee	3,964	1,119	1,007	5	6,095
	Total	9,830	2,504	2,354	9	14,697
Warren	Election Day	13,152	4,092	2,309	1	19,554
	Absentee	9,105	2,870	1,588	6	13,569
	Total	22,257	6,962	3,897	7	33,123
Washington	Election Day	4,272	1,183	548	4	6,007
	Absentee	3,921	1,093	649	3	5,666
	Total	8,193	2,276	1,197	7	11,673
Wayne	Election Day	1,364	303	206	0	1,873
	Absentee	916	204	169	0	1,289
	Total	2,280	507	375	0	3,162
Webster	Election Day	7,081	1,860	1,218	0	10,159
	Absentee	4,804	1,150	710	2	6,666
	Total	11,885	3,010	1,928	2	16,825
Winnebago	Election Day	2,967	755	200	1	3,923
	Absentee	1,314	305	126	0	1,745
	Total	4,281	1,060	326	1	5,668
Winneshiek	Election Day	3,266	964	463	1	4,694
	Absentee	4,897	1,802	685	1	7,385
	Total	8,163	2,766	1,148	2	12,079
Woodbury	Election Day	15,357	3,168	3,604	5	22,134
	Absentee	14,651	3,314	3,131	17	21,113
	Total	30,008	6,482	6,735	22	43,247

		Yes	No	Under Votes	Over Votes	Total
Worth	Election Day	2,464	607	155	0	3,226
	Absentee	821	188	77	1	1,087
	Total	3,285	795	232	1	4,313
Wright	Election Day	2,573	621	451	1	3,646
	Absentee	1,555	315	256	0	2,126
	Total	4,128	936	707	1	5,772
TOTAL	Election Day	685,520	198,500	107,688	279	991,987
	Absentee	464,812	142,534	74,268	355	681,969
Total		1,150,332	341,034	181,956	634	1,673,956



IOWA SECRETARY OF STATE
2024 General Election CANVASS SUMMARY
Constitutional Amendment 2

		Yes	No	Under Votes	Over Votes	Total
Adair	Election Day	2,003	324	210	0	2,537
	Absentee	1,201	214	152	0	1,567
	Total	3,204	538	362	0	4,104
Adams	Election Day	933	149	92	0	1,174
	Absentee	782	117	79	1	979
	Total	1,715	266	171	1	2,153
Allamakee	Election Day	3,037	508	529	1	4,075
	Absentee	2,435	423	476	1	3,335
	Total	5,472	931	1,005	2	7,410
Appanoose	Election Day	2,903	494	450	1	3,848
	Absentee	1,966	356	365	0	2,687
	Total	4,869	850	815	1	6,535
Audubon	Election Day	1,326	220	318	0	1,864
	Absentee	960	163	299	0	1,422
	Total	2,286	383	617	0	3,286
Benton	Election Day	7,821	1,541	1,241	5	10,608
	Absentee	2,972	610	402	1	3,985
	Total	10,793	2,151	1,643	6	14,593
Black Hawk	Election Day	25,884	6,555	5,832	3	38,274
	Absentee	17,431	4,581	2,989	4	25,005
	Total	43,315	11,136	8,821	7	63,279
Boone	Election Day	5,988	1,426	1,054	1	8,469
	Absentee	4,795	1,297	956	3	7,051
	Total	10,783	2,723	2,010	4	15,520
Bremer	Election Day	7,047	1,257	635	0	8,939
	Absentee	4,335	969	427	3	5,734
	Total	11,382	2,226	1,062	3	14,673

		Yes	No	Under Votes	Over Votes	Total
Buchanan	Election Day	5,298	1,026	667	0	6,991
	Absentee	2,880	623	362	0	3,865
	Total	8,178	1,649	1,029	0	10,856
Buena Vista	Election Day	3,061	395	770	0	4,226
	Absentee	2,445	343	578	1	3,367
	Total	5,506	738	1,348	1	7,593
Butler	Election Day	4,305	656	529	1	5,491
	Absentee	1,988	299	324	0	2,611
	Total	6,293	955	853	1	8,102
Calhoun	Election Day	2,715	349	310	0	3,374
	Absentee	1,380	177	188	2	1,747
	Total	4,095	526	498	2	5,121
Carroll	Election Day	5,127	690	789	0	6,606
	Absentee	3,379	583	638	3	4,603
	Total	8,506	1,273	1,427	3	11,209
Cass	Election Day	3,098	465	738	1	4,302
	Absentee	2,000	320	667	3	2,990
	Total	5,098	785	1,405	4	7,292
Cedar	Election Day	4,377	874	895	1	6,147
	Absentee	3,238	668	655	1	4,562
	Total	7,615	1,542	1,550	2	10,709
Cerro Gordo	Election Day	9,928	1,775	1,372	1	13,076
	Absentee	6,860	1,632	1,526	3	10,021
	Total	16,788	3,407	2,898	4	23,097
Cherokee	Election Day	2,713	334	333	0	3,380
	Absentee	2,213	246	304	0	2,763
	Total	4,926	580	637	0	6,143
Chickasaw	Election Day	2,357	368	308	1	3,034
	Absentee	2,227	357	659	0	3,243
	Total	4,584	725	967	1	6,277
Clarke	Election Day	2,100	381	228	0	2,709
	Absentee	1,329	310	204	0	1,843
	Total	3,429	691	432	0	4,552

		Yes	No	Under Votes	Over Votes	Total
Clay	Election Day	3,553	489	521	0	4,563
	Absentee	3,024	471	551	0	4,046
	Total	6,577	960	1,072	0	8,609
Clayton	Election Day	4,959	777	819	0	6,555
	Absentee	2,008	423	474	1	2,906
	Total	6,967	1,200	1,293	1	9,461
Clinton	Election Day	9,457	1,636	1,722	0	12,815
	Absentee	7,973	1,542	1,691	5	11,211
	Total	17,430	3,178	3,413	5	24,026
Crawford	Election Day	3,191	344	497	0	4,032
	Absentee	2,041	210	322	0	2,573
	Total	5,232	554	819	0	6,605
Dallas	Election Day	26,620	6,047	4,787	7	37,461
	Absentee	18,367	4,986	2,504	12	25,869
	Total	44,987	11,033	7,291	19	63,330
Davis	Election Day	1,767	268	227	0	2,262
	Absentee	1,304	215	189	0	1,708
	Total	3,071	483	416	0	3,970
Decatur	Election Day	1,846	294	235	0	2,375
	Absentee	1,073	167	138	1	1,379
	Total	2,919	461	373	1	3,754
Delaware	Election Day	5,125	717	825	0	6,667
	Absentee	2,460	378	706	0	3,544
	Total	7,585	1,095	1,531	0	10,211
Des Moines	Election Day	7,567	1,292	1,100	0	9,959
	Absentee	6,722	1,353	1,137	0	9,212
	Total	14,289	2,645	2,237	0	19,171
Dickinson	Election Day	4,012	483	511	0	5,006
	Absentee	5,073	570	670	0	6,313
	Total	9,085	1,053	1,181	0	11,319
Dubuque	Election Day	21,197	4,068	3,464	2	28,731
	Absentee	17,905	3,926	2,495	0	24,326
	Total	39,102	7,994	5,959	2	53,057

		Yes	No	Under Votes	Over Votes	Total
Emmet	Election Day	2,438	317	368	0	3,123
	Absentee	1,328	192	188	0	1,708
	Total	3,766	509	556	0	4,831
Fayette	Election Day	5,045	862	828	0	6,735
	Absentee	2,223	481	488	1	3,193
	Total	7,268	1,343	1,316	1	9,928
Floyd	Election Day	3,635	642	458	0	4,735
	Absentee	2,261	395	311	2	2,969
	Total	5,896	1,037	769	2	7,704
Franklin	Election Day	2,537	338	287	0	3,162
	Absentee	1,360	180	244	1	1,785
	Total	3,897	518	531	1	4,947
Fremont	Election Day	1,960	294	239	2	2,495
	Absentee	1,026	155	138	0	1,319
	Total	2,986	449	377	2	3,814
Greene	Election Day	1,895	340	316	2	2,553
	Absentee	1,720	331	364	0	2,415
	Total	3,615	671	680	2	4,968
Grundy	Election Day	3,682	553	521	0	4,756
	Absentee	1,831	248	367	0	2,446
	Total	5,513	801	888	0	7,202
Guthrie	Election Day	3,007	650	395	1	4,053
	Absentee	1,932	384	236	1	2,553
	Total	4,939	1,034	631	2	6,606
Hamilton	Election Day	3,376	571	346	1	4,294
	Absentee	2,596	484	269	0	3,349
	Total	5,972	1,055	615	1	7,643
Hancock	Election Day	3,210	477	407	0	4,094
	Absentee	1,468	222	195	0	1,885
	Total	4,678	699	602	0	5,979
Hardin	Election Day	4,023	710	755	0	5,488
	Absentee	2,186	412	452	0	3,050
	Total	6,209	1,122	1,207	0	8,538

		Yes	No	Under Votes	Over Votes	Total
Harrison	Election Day	4,218	765	625	1	5,609
	Absentee	1,741	374	287	4	2,406
	Total	5,959	1,139	912	5	8,015
Henry	Election Day	3,359	470	477	0	4,306
	Absentee	4,081	626	659	1	5,367
	Total	7,440	1,096	1,136	1	9,673
Howard	Election Day	2,435	400	296	0	3,131
	Absentee	1,290	250	210	3	1,753
	Total	3,725	650	506	3	4,884
Humboldt	Election Day	2,333	323	375	0	3,031
	Absentee	1,504	267	333	0	2,104
	Total	3,837	590	708	0	5,135
Ida	Election Day	2,117	218	205	1	2,541
	Absentee	942	107	81	0	1,130
	Total	3,059	325	286	1	3,671
Iowa	Election Day	4,426	825	567	2	5,820
	Absentee	2,877	622	384	1	3,884
	Total	7,303	1,447	951	3	9,704
Jackson	Election Day	5,125	799	829	0	6,753
	Absentee	2,958	535	602	1	4,096
	Total	8,083	1,334	1,431	1	10,849
Jasper	Election Day	8,770	1,861	1,502	1	12,134
	Absentee	5,465	1,325	1,381	1	8,172
	Total	14,235	3,186	2,883	2	20,306
Jefferson	Election Day	2,724	588	372	0	3,684
	Absentee	2,882	1,382	506	0	4,770
	Total	5,606	1,970	878	0	8,454
Johnson	Election Day	25,423	8,874	7,112	6	41,415
	Absentee	26,388	12,936	6,352	16	45,692
	Total	51,811	21,810	13,464	22	87,107
Jones	Election Day	4,678	856	674	0	6,208
	Absentee	3,535	722	588	1	4,846
	Total	8,213	1,578	1,262	1	11,054

		Yes	No	Under Votes	Over Votes	Total
Keokuk	Election Day	2,711	389	431	0	3,531
	Absentee	1,215	182	254	0	1,651
	Total	3,926	571	685	0	5,182
Kossuth	Election Day	4,168	524	489	0	5,181
	Absentee	2,460	463	345	1	3,269
	Total	6,628	987	834	1	8,450
Lee	Election Day	6,651	1,106	1,092	2	8,851
	Absentee	5,378	1,023	1,057	2	7,460
	Total	12,029	2,129	2,149	4	16,311
Linn	Election Day	47,935	13,795	9,834	10	71,574
	Absentee	33,513	11,968	6,673	22	52,176
	Total	81,448	25,763	16,507	32	123,750
Louisa	Election Day	2,413	361	278	0	3,052
	Absentee	1,615	352	159	0	2,126
	Total	4,028	713	437	0	5,178
Lucas	Election Day	1,784	352	348	0	2,484
	Absentee	1,442	296	454	0	2,192
	Total	3,226	648	802	0	4,676
Lyon	Election Day	4,071	286	508	0	4,865
	Absentee	1,786	143	251	1	2,181
	Total	5,857	429	759	1	7,046
Madison	Election Day	4,362	785	704	0	5,851
	Absentee	3,014	687	565	0	4,266
	Total	7,376	1,472	1,269	0	10,117
Mahaska	Election Day	4,967	779	628	1	6,375
	Absentee	3,581	542	517	2	4,642
	Total	8,548	1,321	1,145	3	11,017
Marion	Election Day	9,931	1,634	999	0	12,564
	Absentee	5,363	1,035	695	4	7,097
	Total	15,294	2,669	1,694	4	19,661
Marshall	Election Day	6,708	1,246	1,125	1	9,080
	Absentee	5,989	1,239	1,096	2	8,326
	Total	12,697	2,485	2,221	3	17,406

		Yes	No	Under Votes	Over Votes	Total
Mills	Election Day	3,840	571	454	1	4,866
	Absentee	2,686	413	362	2	3,463
	Total	6,526	984	816	3	8,329
Mitchell	Election Day	2,755	407	308	0	3,470
	Absentee	1,750	323	253	0	2,326
	Total	4,505	730	561	0	5,796
Monona	Election Day	2,448	303	377	0	3,128
	Absentee	1,112	211	218	0	1,541
	Total	3,560	514	595	0	4,669
Monroe	Election Day	1,674	245	272	0	2,191
	Absentee	1,418	271	304	1	1,994
	Total	3,092	516	576	1	4,185
Montgomery	Election Day	2,435	315	258	0	3,008
	Absentee	1,631	235	229	2	2,097
	Total	4,066	550	487	2	5,105
Muscatine	Election Day	8,699	1,817	1,503	2	12,021
	Absentee	5,591	1,289	972	0	7,852
	Total	14,290	3,106	2,475	2	19,873
O'Brien	Election Day	4,456	472	586	0	5,514
	Absentee	1,543	176	336	0	2,055
	Total	5,999	648	922	0	7,569
Osceola	Election Day	1,839	219	249	0	2,307
	Absentee	710	81	147	0	938
	Total	2,549	300	396	0	3,245
Page	Election Day	3,663	527	382	0	4,572
	Absentee	2,142	304	399	2	2,847
	Total	5,805	831	781	2	7,419
Palo Alto	Election Day	2,446	337	377	0	3,160
	Absentee	1,311	213	328	1	1,853
	Total	3,757	550	705	1	5,013
Plymouth	Election Day	6,677	857	841	1	8,376
	Absentee	4,307	517	883	1	5,708
	Total	10,984	1,374	1,724	2	14,084

		Yes	No	Under Votes	Over Votes	Total
Pocahontas	Election Day	1,752	231	299	0	2,282
	Absentee	1,030	129	159	0	1,318
	Total	2,782	360	458	0	3,600
Polk	Election Day	113,164	35,341	20,925	29	169,459
	Absentee	56,372	22,859	9,332	45	88,608
	Total	169,536	58,200	30,257	74	258,067
Pottawattamie	Election Day	21,836	3,559	3,420	5	28,820
	Absentee	11,624	2,257	2,063	2	15,946
	Total	33,460	5,816	5,483	7	44,766
Poweshiek	Election Day	4,257	932	664	0	5,853
	Absentee	2,757	849	608	2	4,216
	Total	7,014	1,781	1,272	2	10,069
Ringgold	Election Day	1,130	177	173	0	1,480
	Absentee	936	147	148	0	1,231
	Total	2,066	324	321	0	2,711
Sac	Election Day	3,105	398	379	0	3,882
	Absentee	1,275	149	192	0	1,616
	Total	4,380	547	571	0	5,498
Scott	Election Day	35,341	7,481	4,824	2	47,648
	Absentee	30,657	8,099	4,199	9	42,964
	Total	65,998	15,580	9,023	11	90,612
Shelby	Election Day	2,684	357	452	0	3,493
	Absentee	2,265	293	492	0	3,050
	Total	4,949	650	944	0	6,543
Sioux	Election Day	10,813	810	1,903	1	13,527
	Absentee	4,308	333	952	0	5,593
	Total	15,121	1,143	2,855	1	19,120
Story	Election Day	21,470	6,050	4,304	5	31,829
	Absentee	12,284	4,458	1,245	2	17,989
	Total	33,754	10,508	5,549	7	49,818
Tama	Election Day	4,752	940	761	2	6,455
	Absentee	1,563	368	299	0	2,230
	Total	6,315	1,308	1,060	2	8,685

		Yes	No	Under Votes	Over Votes	Total
Taylor	Election Day	1,635	231	161	0	2,027
	Absentee	831	88	156	0	1,075
	Total	2,466	319	317	0	3,102
Union	Election Day	2,558	463	237	0	3,258
	Absentee	2,046	387	350	0	2,783
	Total	4,604	850	587	0	6,041
Van Buren	Election Day	1,798	409	289	2	2,498
	Absentee	838	174	144	1	1,157
	Total	2,636	583	433	3	3,655
Wapello	Election Day	6,078	1,125	1,398	1	8,602
	Absentee	4,033	998	1,062	2	6,095
	Total	10,111	2,123	2,460	3	14,697
Warren	Election Day	13,893	3,209	2,451	1	19,554
	Absentee	9,485	2,479	1,598	7	13,569
	Total	23,378	5,688	4,049	8	33,123
Washington	Election Day	4,449	910	648	0	6,007
	Absentee	4,082	848	736	0	5,666
	Total	8,531	1,758	1,384	0	11,673
Wayne	Election Day	1,441	207	225	0	1,873
	Absentee	956	148	185	0	1,289
	Total	2,397	355	410	0	3,162
Webster	Election Day	7,624	1,303	1,231	1	10,159
	Absentee	4,907	939	820	0	6,666
	Total	12,531	2,242	2,051	1	16,825
Winnebago	Election Day	3,194	482	246	1	3,923
	Absentee	1,369	234	141	1	1,745
	Total	4,563	716	387	2	5,668
Winneshiek	Election Day	3,514	649	531	0	4,694
	Absentee	5,210	1,355	818	2	7,385
	Total	8,724	2,004	1,349	2	12,079
Woodbury	Election Day	15,645	2,778	3,709	2	22,134
	Absentee	14,972	3,002	3,132	7	21,113
	Total	30,617	5,780	6,841	9	43,247

		Yes	No	Under Votes	Over Votes	Total
Worth	Election Day	2,602	434	190	0	3,226
	Absentee	842	163	81	1	1,087
	Total	3,444	597	271	1	4,313
Wright	Election Day	2,729	418	499	0	3,646
	Absentee	1,616	248	262	0	2,126
	Total	4,345	666	761	0	5,772
TOTAL	Election Day	715,828	154,156	121,924	112	992,020
	Absentee	474,175	124,126	83,433	202	681,936
Total		1,190,003	278,282	205,357	314	1,673,956



IOWA SECRETARY OF STATE
2024 General Election CANVASS SUMMARY
Supreme Court Justice - David May

		Yes	No	Under Votes	Over Votes	Total
Adair	Election Day	1,371	571	594	1	2,537
	Absentee	723	363	480	1	1,567
	Total	2,094	934	1,074	2	4,104
Adams	Election Day	700	287	185	2	1,174
	Absentee	499	244	235	1	979
	Total	1,199	531	420	3	2,153
Allamakee	Election Day	2,219	782	1,073	1	4,075
	Absentee	1,636	697	1,001	1	3,335
	Total	3,855	1,479	2,074	2	7,410
Appanoose	Election Day	1,993	881	974	0	3,848
	Absentee	1,216	581	889	1	2,687
	Total	3,209	1,462	1,863	1	6,535
Audubon	Election Day	844	389	630	1	1,864
	Absentee	516	296	610	0	1,422
	Total	1,360	685	1,240	1	3,286
Benton	Election Day	5,252	2,571	2,784	1	10,608
	Absentee	1,932	919	1,130	4	3,985
	Total	7,184	3,490	3,914	5	14,593
Black Hawk	Election Day	18,086	9,898	10,267	23	38,274
	Absentee	11,878	7,074	6,039	14	25,005
	Total	29,964	16,972	16,306	37	63,279
Boone	Election Day	3,979	2,179	2,308	3	8,469
	Absentee	2,895	1,892	2,260	4	7,051
	Total	6,874	4,071	4,568	7	15,520
Bremer	Election Day	5,088	1,888	1,963	0	8,939
	Absentee	2,874	1,498	1,359	3	5,734
	Total	7,962	3,386	3,322	3	14,673

		Yes	No	Under Votes	Over Votes	Total
Buchanan	Election Day	3,672	1,689	1,627	3	6,991
	Absentee	1,770	1,070	1,021	4	3,865
	Total	5,442	2,759	2,648	7	10,856
Buena Vista	Election Day	2,061	614	1,550	1	4,226
	Absentee	1,421	568	1,374	4	3,367
	Total	3,482	1,182	2,924	5	7,593
Butler	Election Day	3,315	1,021	1,150	5	5,491
	Absentee	1,324	479	807	1	2,611
	Total	4,639	1,500	1,957	6	8,102
Calhoun	Election Day	1,778	635	959	2	3,374
	Absentee	684	356	706	1	1,747
	Total	2,462	991	1,665	3	5,121
Carroll	Election Day	3,230	1,026	2,350	0	6,606
	Absentee	2,044	729	1,825	5	4,603
	Total	5,274	1,755	4,175	5	11,209
Cass	Election Day	1,908	1,062	1,332	0	4,302
	Absentee	1,091	648	1,251	0	2,990
	Total	2,999	1,710	2,583	0	7,292
Cedar	Election Day	3,013	1,542	1,592	0	6,147
	Absentee	2,015	1,254	1,292	1	4,562
	Total	5,028	2,796	2,884	1	10,709
Cerro Gordo	Election Day	6,464	3,067	3,597	3	13,131
	Absentee	3,775	2,302	3,936	8	10,021
	Total	10,239	5,369	7,533	11	23,152
Cherokee	Election Day	1,893	653	833	1	3,380
	Absentee	1,384	528	850	1	2,763
	Total	3,277	1,181	1,683	2	6,143
Chickasaw	Election Day	1,731	665	637	1	3,034
	Absentee	1,246	677	1,319	1	3,243
	Total	2,977	1,342	1,956	2	6,277
Clarke	Election Day	1,526	670	513	0	2,709
	Absentee	916	486	441	0	1,843
	Total	2,442	1,156	954	0	4,552

		Yes	No	Under Votes	Over Votes	Total
Clay	Election Day	2,705	737	1,120	1	4,563
	Absentee	2,256	722	1,068	0	4,046
	Total	4,961	1,459	2,188	1	8,609
Clayton	Election Day	3,730	1,470	1,354	1	6,555
	Absentee	1,278	735	893	0	2,906
	Total	5,008	2,205	2,247	1	9,461
Clinton	Election Day	6,518	3,124	3,168	5	12,815
	Absentee	4,928	3,143	3,133	7	11,211
	Total	11,446	6,267	6,301	12	24,026
Crawford	Election Day	2,256	708	1,067	1	4,032
	Absentee	1,274	500	799	0	2,573
	Total	3,530	1,208	1,866	1	6,605
Dallas	Election Day	17,011	8,958	11,482	10	37,461
	Absentee	10,781	7,942	7,131	15	25,869
	Total	27,792	16,900	18,613	25	63,330
Davis	Election Day	1,163	574	525	0	2,262
	Absentee	785	465	458	0	1,708
	Total	1,948	1,039	983	0	3,970
Decatur	Election Day	1,272	495	608	0	2,375
	Absentee	592	320	467	0	1,379
	Total	1,864	815	1,075	0	3,754
Delaware	Election Day	3,875	1,366	1,426	0	6,667
	Absentee	1,599	704	1,240	1	3,544
	Total	5,474	2,070	2,666	1	10,211
Des Moines	Election Day	4,956	2,136	3,170	2	10,264
	Absentee	3,853	2,150	2,902	2	8,907
	Total	8,809	4,286	6,072	4	19,171
Dickinson	Election Day	3,132	713	1,161	0	5,006
	Absentee	3,578	907	1,826	2	6,313
	Total	6,710	1,620	2,987	2	11,319
Dubuque	Election Day	14,677	5,887	8,162	5	28,731
	Absentee	12,081	6,195	6,048	2	24,326
	Total	26,758	12,082	14,210	7	53,057

		Yes	No	Under Votes	Over Votes	Total
Emmet	Election Day	1,702	542	879	0	3,123
	Absentee	928	327	450	3	1,708
	Total	2,630	869	1,329	3	4,831
Fayette	Election Day	3,503	1,708	1,521	3	6,735
	Absentee	1,323	844	1,025	1	3,193
	Total	4,826	2,552	2,546	4	9,928
Floyd	Election Day	2,629	1,115	990	1	4,735
	Absentee	1,435	756	776	2	2,969
	Total	4,064	1,871	1,766	3	7,704
Franklin	Election Day	1,774	575	812	1	3,162
	Absentee	798	342	644	1	1,785
	Total	2,572	917	1,456	2	4,947
Fremont	Election Day	1,309	632	554	0	2,495
	Absentee	595	372	352	0	1,319
	Total	1,904	1,004	906	0	3,814
Greene	Election Day	1,030	608	915	0	2,553
	Absentee	742	605	1,067	1	2,415
	Total	1,772	1,213	1,982	1	4,968
Grundy	Election Day	2,712	908	1,134	2	4,756
	Absentee	1,134	432	880	0	2,446
	Total	3,846	1,340	2,014	2	7,202
Guthrie	Election Day	2,065	1,099	889	0	4,053
	Absentee	1,142	791	620	0	2,553
	Total	3,207	1,890	1,509	0	6,606
Hamilton	Election Day	2,322	924	1,047	1	4,294
	Absentee	1,521	793	1,035	0	3,349
	Total	3,843	1,717	2,082	1	7,643
Hancock	Election Day	2,544	758	791	1	4,094
	Absentee	1,106	362	417	0	1,885
	Total	3,650	1,120	1,208	1	5,979
Hardin	Election Day	2,875	1,190	1,423	0	5,488
	Absentee	1,370	730	950	0	3,050
	Total	4,245	1,920	2,373	0	8,538

		Yes	No	Under Votes	Over Votes	Total
Harrison	Election Day	2,917	1,387	1,304	1	5,609
	Absentee	1,093	628	682	3	2,406
	Total	4,010	2,015	1,986	4	8,015
Henry	Election Day	2,382	821	1,103	0	4,306
	Absentee	2,429	1,205	1,728	5	5,367
	Total	4,811	2,026	2,831	5	9,673
Howard	Election Day	1,714	735	678	4	3,131
	Absentee	855	435	462	1	1,753
	Total	2,569	1,170	1,140	5	4,884
Humboldt	Election Day	1,696	509	826	0	3,031
	Absentee	842	392	868	2	2,104
	Total	2,538	901	1,694	2	5,135
Ida	Election Day	1,478	456	607	0	2,541
	Absentee	619	211	299	1	1,130
	Total	2,097	667	906	1	3,671
Iowa	Election Day	3,008	1,286	1,525	1	5,820
	Absentee	1,720	1,021	1,142	1	3,884
	Total	4,728	2,307	2,667	2	9,704
Jackson	Election Day	3,296	1,299	2,157	1	6,753
	Absentee	1,575	831	1,688	2	4,096
	Total	4,871	2,130	3,845	3	10,849
Jasper	Election Day	6,551	3,243	2,334	6	12,134
	Absentee	3,546	2,195	2,429	2	8,172
	Total	10,097	5,438	4,763	8	20,306
Jefferson	Election Day	1,838	850	996	0	3,684
	Absentee	1,628	1,821	1,320	1	4,770
	Total	3,466	2,671	2,316	1	8,454
Johnson	Election Day	15,034	13,767	12,608	6	41,415
	Absentee	13,350	20,501	11,816	25	45,692
	Total	28,384	34,268	24,424	31	87,107
Jones	Election Day	3,273	1,639	1,294	2	6,208
	Absentee	2,289	1,453	1,103	1	4,846
	Total	5,562	3,092	2,397	3	11,054

		Yes	No	Under Votes	Over Votes	Total
Keokuk	Election Day	1,666	712	1,151	2	3,531
	Absentee	606	304	739	2	1,651
	Total	2,272	1,016	1,890	4	5,182
Kossuth	Election Day	3,148	1,037	992	4	5,181
	Absentee	1,738	784	745	2	3,269
	Total	4,886	1,821	1,737	6	8,450
Lee	Election Day	5,117	2,025	1,707	2	8,851
	Absentee	3,823	1,829	1,805	3	7,460
	Total	8,940	3,854	3,512	5	16,311
Linn	Election Day	32,453	21,250	17,839	32	71,574
	Absentee	21,326	18,041	12,784	25	52,176
	Total	53,779	39,291	30,623	57	123,750
Louisa	Election Day	1,655	708	689	0	3,052
	Absentee	992	569	563	2	2,126
	Total	2,647	1,277	1,252	2	5,178
Lucas	Election Day	1,278	582	623	1	2,484
	Absentee	846	476	870	0	2,192
	Total	2,124	1,058	1,493	1	4,676
Lyon	Election Day	3,090	504	1,269	2	4,865
	Absentee	1,203	248	728	2	2,181
	Total	4,293	752	1,997	4	7,046
Madison	Election Day	2,929	1,352	1,569	1	5,851
	Absentee	1,601	1,093	1,571	1	4,266
	Total	4,530	2,445	3,140	2	10,117
Mahaska	Election Day	3,475	1,190	1,709	1	6,375
	Absentee	2,282	917	1,441	2	4,642
	Total	5,757	2,107	3,150	3	11,017
Marion	Election Day	6,715	2,677	3,172	0	12,564
	Absentee	3,145	1,573	2,374	5	7,097
	Total	9,860	4,250	5,546	5	19,661
Marshall	Election Day	4,466	2,126	2,483	5	9,080
	Absentee	3,659	2,052	2,613	2	8,326
	Total	8,125	4,178	5,096	7	17,406

		Yes	No	Under Votes	Over Votes	Total
Mills	Election Day	2,465	1,122	1,277	2	4,866
	Absentee	1,486	797	1,180	0	3,463
	Total	3,951	1,919	2,457	2	8,329
Mitchell	Election Day	2,297	611	561	1	3,470
	Absentee	1,344	468	512	2	2,326
	Total	3,641	1,079	1,073	3	5,796
Monona	Election Day	1,706	663	759	0	3,128
	Absentee	629	341	571	0	1,541
	Total	2,335	1,004	1,330	0	4,669
Monroe	Election Day	1,078	480	633	0	2,191
	Absentee	629	476	889	0	1,994
	Total	1,707	956	1,522	0	4,185
Montgomery	Election Day	1,593	698	717	0	3,008
	Absentee	1,024	478	595	0	2,097
	Total	2,617	1,176	1,312	0	5,105
Muscatine	Election Day	6,523	2,998	2,498	2	12,021
	Absentee	3,969	2,226	1,657	0	7,852
	Total	10,492	5,224	4,155	2	19,873
O'Brien	Election Day	3,417	734	1,363	0	5,514
	Absentee	1,011	281	763	0	2,055
	Total	4,428	1,015	2,126	0	7,569
Osceola	Election Day	1,439	303	565	0	2,307
	Absentee	491	112	334	1	938
	Total	1,930	415	899	1	3,245
Page	Election Day	2,566	1,012	993	1	4,572
	Absentee	1,202	591	1,054	0	2,847
	Total	3,768	1,603	2,047	1	7,419
Palo Alto	Election Day	1,882	578	697	3	3,160
	Absentee	904	346	603	0	1,853
	Total	2,786	924	1,300	3	5,013
Plymouth	Election Day	4,945	1,262	2,167	2	8,376
	Absentee	2,409	735	2,563	1	5,708
	Total	7,354	1,997	4,730	3	14,084

		Yes	No	Under Votes	Over Votes	Total
Pocahontas	Election Day	1,221	394	667	0	2,282
	Absentee	558	274	486	0	1,318
	Total	1,779	668	1,153	0	3,600
Polk	Election Day	68,917	52,550	47,938	54	169,459
	Absentee	30,619	34,825	23,064	100	88,608
	Total	99,536	87,375	71,002	154	258,067
Pottawattamie	Election Day	14,989	7,811	6,010	10	28,820
	Absentee	7,441	4,717	3,781	7	15,946
	Total	22,430	12,528	9,791	17	44,766
Poweshiek	Election Day	2,898	1,436	1,518	1	5,853
	Absentee	1,512	1,241	1,461	2	4,216
	Total	4,410	2,677	2,979	3	10,069
Ringgold	Election Day	810	341	329	0	1,480
	Absentee	566	300	363	2	1,231
	Total	1,376	641	692	2	2,711
Sac	Election Day	2,075	645	1,158	4	3,882
	Absentee	655	301	660	0	1,616
	Total	2,730	946	1,818	4	5,498
Scott	Election Day	24,532	13,773	9,335	8	47,648
	Absentee	19,762	14,289	8,900	13	42,964
	Total	44,294	28,062	18,235	21	90,612
Shelby	Election Day	1,631	596	1,266	0	3,493
	Absentee	1,253	525	1,271	1	3,050
	Total	2,884	1,121	2,537	1	6,543
Sioux	Election Day	8,345	1,170	4,009	3	13,527
	Absentee	3,009	482	2,098	4	5,593
	Total	11,354	1,652	6,107	7	19,120
Story	Election Day	13,641	8,823	9,306	59	31,829
	Absentee	7,012	6,974	3,995	8	17,989
	Total	20,653	15,797	13,301	67	49,818
Tama	Election Day	3,258	1,812	1,385	0	6,455
	Absentee	958	642	629	1	2,230
	Total	4,216	2,454	2,014	1	8,685

		Yes	No	Under Votes	Over Votes	Total
Taylor	Election Day	1,105	438	482	2	2,027
	Absentee	463	197	415	0	1,075
	Total	1,568	635	897	2	3,102
Union	Election Day	1,754	803	698	3	3,258
	Absentee	1,146	671	965	1	2,783
	Total	2,900	1,474	1,663	4	6,041
Van Buren	Election Day	1,403	619	473	3	2,498
	Absentee	521	348	288	0	1,157
	Total	1,924	967	761	3	3,655
Wapello	Election Day	4,415	2,023	2,160	4	8,602
	Absentee	2,755	1,600	1,738	2	6,095
	Total	7,170	3,623	3,898	6	14,697
Warren	Election Day	9,348	5,160	5,045	1	19,554
	Absentee	6,049	4,048	3,467	5	13,569
	Total	15,397	9,208	8,512	6	33,123
Washington	Election Day	3,058	1,282	1,666	1	6,007
	Absentee	2,614	1,296	1,753	3	5,666
	Total	5,672	2,578	3,419	4	11,673
Wayne	Election Day	1,065	377	430	1	1,873
	Absentee	653	245	388	3	1,289
	Total	1,718	622	818	4	3,162
Webster	Election Day	5,861	2,157	2,141	0	10,159
	Absentee	3,427	1,548	1,690	1	6,666
	Total	9,288	3,705	3,831	1	16,825
Winnebago	Election Day	2,487	832	604	0	3,923
	Absentee	951	461	332	1	1,745
	Total	3,438	1,293	936	1	5,668
Winneshiek	Election Day	2,506	1,074	1,112	2	4,694
	Absentee	3,360	2,116	1,904	5	7,385
	Total	5,866	3,190	3,016	7	12,079
Woodbury	Election Day	11,442	4,881	5,807	4	22,134
	Absentee	10,989	4,896	5,224	4	21,113
	Total	22,431	9,777	11,031	8	43,247

		Yes	No	Under Votes	Over Votes	Total
Worth	Election Day	1,908	795	523	0	3,226
	Absentee	583	262	242	0	1,087
	Total	2,491	1,057	765	0	4,313
Wright	Election Day	1,805	746	1,093	2	3,646
	Absentee	966	416	743	1	2,126
	Total	2,771	1,162	1,836	3	5,772
TOTAL	Election Day	485,447	249,471	257,136	326	992,380
	Absentee	291,025	200,902	189,354	350	681,631
	Total	776,472	450,373	446,490	676	1,674,011



IOWA SECRETARY OF STATE
2024 General Election CANVASS SUMMARY
Court of Appeals Judge - Tyler J. Buller

		Yes	No	Under Votes	Over Votes	Total
Adair	Election Day	1,350	526	659	2	2,537
	Absentee	728	312	526	1	1,567
	Total	2,078	838	1,185	3	4,104
Adams	Election Day	656	288	230	0	1,174
	Absentee	460	226	293	0	979
	Total	1,116	514	523	0	2,153
Allamakee	Election Day	2,047	770	1,257	1	4,075
	Absentee	1,591	588	1,153	3	3,335
	Total	3,638	1,358	2,410	4	7,410
Appanoose	Election Day	1,829	865	1,153	1	3,848
	Absentee	1,150	522	1,014	1	2,687
	Total	2,979	1,387	2,167	2	6,535
Audubon	Election Day	730	323	811	0	1,864
	Absentee	420	229	772	1	1,422
	Total	1,150	552	1,583	1	3,286
Benton	Election Day	4,932	2,401	3,273	2	10,608
	Absentee	1,837	809	1,334	5	3,985
	Total	6,769	3,210	4,607	7	14,593
Black Hawk	Election Day	17,114	7,585	13,560	15	38,274
	Absentee	11,971	4,923	8,097	14	25,005
	Total	29,085	12,508	21,657	29	63,279
Boone	Election Day	3,838	1,917	2,711	3	8,469
	Absentee	2,818	1,531	2,697	5	7,051
	Total	6,656	3,448	5,408	8	15,520
Bremer	Election Day	5,016	1,713	2,206	4	8,939
	Absentee	2,974	1,156	1,601	3	5,734
	Total	7,990	2,869	3,807	7	14,673

		Yes	No	Under Votes	Over Votes	Total
Buchanan	Election Day	3,464	1,632	1,893	2	6,991
	Absentee	1,726	935	1,201	3	3,865
	Total	5,190	2,567	3,094	5	10,856
Buena Vista	Election Day	1,891	558	1,775	2	4,226
	Absentee	1,356	439	1,570	2	3,367
	Total	3,247	997	3,345	4	7,593
Butler	Election Day	3,149	986	1,352	4	5,491
	Absentee	1,238	409	963	1	2,611
	Total	4,387	1,395	2,315	5	8,102
Calhoun	Election Day	1,736	580	1,058	0	3,374
	Absentee	657	308	781	1	1,747
	Total	2,393	888	1,839	1	5,121
Carroll	Election Day	2,968	987	2,651	0	6,606
	Absentee	1,899	605	2,099	0	4,603
	Total	4,867	1,592	4,750	0	11,209
Cass	Election Day	1,736	1,012	1,553	1	4,302
	Absentee	980	600	1,410	0	2,990
	Total	2,716	1,612	2,963	1	7,292
Cedar	Election Day	2,850	1,328	1,967	2	6,147
	Absentee	2,028	954	1,578	2	4,562
	Total	4,878	2,282	3,545	4	10,709
Cerro Gordo	Election Day	6,239	2,944	3,947	1	13,131
	Absentee	3,682	1,930	4,399	10	10,021
	Total	9,921	4,874	8,346	11	23,152
Cherokee	Election Day	1,789	635	956	0	3,380
	Absentee	1,290	492	981	0	2,763
	Total	3,079	1,127	1,937	0	6,143
Chickasaw	Election Day	1,644	645	744	1	3,034
	Absentee	1,194	584	1,465	0	3,243
	Total	2,838	1,229	2,209	1	6,277
Clarke	Election Day	1,388	722	599	0	2,709
	Absentee	844	455	543	1	1,843
	Total	2,232	1,177	1,142	1	4,552

		Yes	No	Under Votes	Over Votes	Total
Clay	Election Day	2,616	682	1,264	1	4,563
	Absentee	2,228	580	1,235	3	4,046
	Total	4,844	1,262	2,499	4	8,609
Clayton	Election Day	3,348	1,321	1,886	0	6,555
	Absentee	1,130	554	1,222	0	2,906
	Total	4,478	1,875	3,108	0	9,461
Clinton	Election Day	6,023	3,010	3,778	4	12,815
	Absentee	4,748	2,641	3,812	10	11,211
	Total	10,771	5,651	7,590	14	24,026
Crawford	Election Day	2,104	692	1,236	0	4,032
	Absentee	1,199	456	917	1	2,573
	Total	3,303	1,148	2,153	1	6,605
Dallas	Election Day	17,108	7,467	12,871	15	37,461
	Absentee	11,744	5,497	8,616	12	25,869
	Total	28,852	12,964	21,487	27	63,330
Davis	Election Day	1,041	597	623	1	2,262
	Absentee	742	431	535	0	1,708
	Total	1,783	1,028	1,158	1	3,970
Decatur	Election Day	1,173	506	695	1	2,375
	Absentee	564	272	542	1	1,379
	Total	1,737	778	1,237	2	3,754
Delaware	Election Day	3,542	1,288	1,835	2	6,667
	Absentee	1,478	558	1,508	0	3,544
	Total	5,020	1,846	3,343	2	10,211
Des Moines	Election Day	4,866	1,928	3,604	1	10,399
	Absentee	3,864	1,706	3,201	1	8,772
	Total	8,730	3,634	6,805	2	19,171
Dickinson	Election Day	2,881	710	1,415	0	5,006
	Absentee	3,380	727	2,204	2	6,313
	Total	6,261	1,437	3,619	2	11,319
Dubuque	Election Day	13,733	5,024	9,969	5	28,731
	Absentee	11,954	4,414	7,956	2	24,326
	Total	25,687	9,438	17,925	7	53,057

		Yes	No	Under Votes	Over Votes	Total
Emmet	Election Day	1,534	562	1,025	2	3,123
	Absentee	842	318	547	1	1,708
	Total	2,376	880	1,572	3	4,831
Fayette	Election Day	3,414	1,632	1,685	4	6,735
	Absentee	1,302	719	1,170	2	3,193
	Total	4,716	2,351	2,855	6	9,928
Floyd	Election Day	2,556	1,033	1,143	3	4,735
	Absentee	1,452	598	916	3	2,969
	Total	4,008	1,631	2,059	6	7,704
Franklin	Election Day	1,632	580	950	0	3,162
	Absentee	741	309	735	0	1,785
	Total	2,373	889	1,685	0	4,947
Fremont	Election Day	1,171	642	681	1	2,495
	Absentee	557	346	415	1	1,319
	Total	1,728	988	1,096	2	3,814
Greene	Election Day	982	605	966	0	2,553
	Absentee	728	503	1,181	3	2,415
	Total	1,710	1,108	2,147	3	4,968
Grundy	Election Day	2,538	831	1,387	0	4,756
	Absentee	1,068	329	1,049	0	2,446
	Total	3,606	1,160	2,436	0	7,202
Guthrie	Election Day	1,925	1,036	1,091	1	4,053
	Absentee	1,120	655	778	0	2,553
	Total	3,045	1,691	1,869	1	6,606
Hamilton	Election Day	2,160	922	1,212	0	4,294
	Absentee	1,436	661	1,251	1	3,349
	Total	3,596	1,583	2,463	1	7,643
Hancock	Election Day	2,331	883	880	0	4,094
	Absentee	1,038	372	475	0	1,885
	Total	3,369	1,255	1,355	0	5,979
Hardin	Election Day	2,655	1,162	1,671	0	5,488
	Absentee	1,304	617	1,127	2	3,050
	Total	3,959	1,779	2,798	2	8,538

		Yes	No	Under Votes	Over Votes	Total
Harrison	Election Day	2,598	1,533	1,476	2	5,609
	Absentee	991	618	796	1	2,406
	Total	3,589	2,151	2,272	3	8,015
Henry	Election Day	2,199	798	1,308	1	4,306
	Absentee	2,305	1,002	2,056	4	5,367
	Total	4,504	1,800	3,364	5	9,673
Howard	Election Day	1,669	728	733	1	3,131
	Absentee	866	387	500	0	1,753
	Total	2,535	1,115	1,233	1	4,884
Humboldt	Election Day	1,511	538	982	0	3,031
	Absentee	768	328	1,007	1	2,104
	Total	2,279	866	1,989	1	5,135
Ida	Election Day	1,316	517	707	1	2,541
	Absentee	562	217	350	1	1,130
	Total	1,878	734	1,057	2	3,671
Iowa	Election Day	2,757	1,219	1,843	1	5,820
	Absentee	1,685	813	1,383	3	3,884
	Total	4,442	2,032	3,226	4	9,704
Jackson	Election Day	3,193	1,164	2,395	1	6,753
	Absentee	1,576	649	1,870	1	4,096
	Total	4,769	1,813	4,265	2	10,849
Jasper	Election Day	5,968	3,175	2,988	3	12,134
	Absentee	3,235	1,802	3,134	1	8,172
	Total	9,203	4,977	6,122	4	20,306
Jefferson	Election Day	1,703	792	1,189	0	3,684
	Absentee	1,864	1,285	1,614	7	4,770
	Total	3,567	2,077	2,803	7	8,454
Johnson	Election Day	15,574	8,985	16,843	13	41,415
	Absentee	17,452	10,595	17,624	21	45,692
	Total	33,026	19,580	34,467	34	87,107
Jones	Election Day	3,206	1,476	1,525	1	6,208
	Absentee	2,311	1,180	1,354	1	4,846
	Total	5,517	2,656	2,879	2	11,054

		Yes	No	Under Votes	Over Votes	Total
Keokuk	Election Day	1,480	688	1,363	0	3,531
	Absentee	524	269	858	0	1,651
	Total	2,004	957	2,221	0	5,182
Kossuth	Election Day	2,903	1,082	1,195	1	5,181
	Absentee	1,699	682	887	1	3,269
	Total	4,602	1,764	2,082	2	8,450
Lee	Election Day	4,839	1,907	2,102	3	8,851
	Absentee	3,721	1,532	2,204	3	7,460
	Total	8,560	3,439	4,306	6	16,311
Linn	Election Day	32,612	16,982	21,954	26	71,574
	Absentee	23,440	12,443	16,254	39	52,176
	Total	56,052	29,425	38,208	65	123,750
Louisa	Election Day	1,494	735	823	0	3,052
	Absentee	935	515	676	0	2,126
	Total	2,429	1,250	1,499	0	5,178
Lucas	Election Day	1,096	642	746	0	2,484
	Absentee	704	485	1,002	1	2,192
	Total	1,800	1,127	1,748	1	4,676
Lyon	Election Day	2,519	833	1,511	2	4,865
	Absentee	1,086	284	808	3	2,181
	Total	3,605	1,117	2,319	5	7,046
Madison	Election Day	2,665	1,387	1,798	1	5,851
	Absentee	1,531	961	1,771	3	4,266
	Total	4,196	2,348	3,569	4	10,117
Mahaska	Election Day	2,989	1,340	2,045	1	6,375
	Absentee	1,885	944	1,811	2	4,642
	Total	4,874	2,284	3,856	3	11,017
Marion	Election Day	6,001	2,797	3,765	1	12,564
	Absentee	2,814	1,435	2,842	6	7,097
	Total	8,815	4,232	6,607	7	19,661
Marshall	Election Day	4,037	2,075	2,965	3	9,080
	Absentee	3,491	1,634	3,198	3	8,326
	Total	7,528	3,709	6,163	6	17,406

		Yes	No	Under Votes	Over Votes	Total
Mills	Election Day	2,358	1,089	1,418	1	4,866
	Absentee	1,466	691	1,303	3	3,463
	Total	3,824	1,780	2,721	4	8,329
Mitchell	Election Day	2,151	589	730	0	3,470
	Absentee	1,333	380	612	1	2,326
	Total	3,484	969	1,342	1	5,796
Monona	Election Day	1,541	682	905	0	3,128
	Absentee	612	286	643	0	1,541
	Total	2,153	968	1,548	0	4,669
Monroe	Election Day	1,012	472	706	1	2,191
	Absentee	582	421	989	2	1,994
	Total	1,594	893	1,695	3	4,185
Montgomery	Election Day	1,541	689	778	0	3,008
	Absentee	1,021	432	642	2	2,097
	Total	2,562	1,121	1,420	2	5,105
Muscatine	Election Day	6,357	2,616	3,045	3	12,021
	Absentee	3,913	1,798	2,139	2	7,852
	Total	10,270	4,414	5,184	5	19,873
O'Brien	Election Day	3,015	927	1,570	2	5,514
	Absentee	932	257	863	3	2,055
	Total	3,947	1,184	2,433	5	7,569
Osceola	Election Day	1,312	322	673	0	2,307
	Absentee	453	111	373	1	938
	Total	1,765	433	1,046	1	3,245
Page	Election Day	2,483	979	1,110	0	4,572
	Absentee	1,169	528	1,148	2	2,847
	Total	3,652	1,507	2,258	2	7,419
Palo Alto	Election Day	1,769	550	841	0	3,160
	Absentee	811	295	747	0	1,853
	Total	2,580	845	1,588	0	5,013
Plymouth	Election Day	4,496	1,308	2,570	2	8,376
	Absentee	2,133	666	2,909	0	5,708
	Total	6,629	1,974	5,479	2	14,084

		Yes	No	Under Votes	Over Votes	Total
Pocahontas	Election Day	1,091	408	781	2	2,282
	Absentee	528	234	556	0	1,318
	Total	1,619	642	1,337	2	3,600
Polk	Election Day	72,528	39,944	56,952	35	169,459
	Absentee	37,692	20,978	29,861	77	88,608
	Total	110,220	60,922	86,813	112	258,067
Pottawattamie	Election Day	14,560	6,953	7,302	5	28,820
	Absentee	7,460	3,950	4,534	2	15,946
	Total	22,020	10,903	11,836	7	44,766
Poweshiek	Election Day	2,810	1,230	1,813	0	5,853
	Absentee	1,641	758	1,816	1	4,216
	Total	4,451	1,988	3,629	1	10,069
Ringgold	Election Day	770	336	374	0	1,480
	Absentee	551	252	426	2	1,231
	Total	1,321	588	800	2	2,711
Sac	Election Day	1,979	633	1,268	2	3,882
	Absentee	637	264	715	0	1,616
	Total	2,616	897	1,983	2	5,498
Scott	Election Day	23,908	11,971	11,764	5	47,648
	Absentee	21,007	10,548	11,399	10	42,964
	Total	44,915	22,519	23,163	15	90,612
Shelby	Election Day	1,418	622	1,452	1	3,493
	Absentee	1,140	465	1,445	0	3,050
	Total	2,558	1,087	2,897	1	6,543
Sioux	Election Day	6,006	2,761	4,758	2	13,527
	Absentee	2,444	816	2,332	1	5,593
	Total	8,450	3,577	7,090	3	19,120
Story	Election Day	14,214	6,651	10,958	6	31,829
	Absentee	8,462	4,366	5,157	4	17,989
	Total	22,676	11,017	16,115	10	49,818
Tama	Election Day	3,061	1,699	1,695	0	6,455
	Absentee	895	546	789	0	2,230
	Total	3,956	2,245	2,484	0	8,685

		Yes	No	Under Votes	Over Votes	Total
Taylor	Election Day	1,046	438	543	0	2,027
	Absentee	408	205	461	1	1,075
	Total	1,454	643	1,004	1	3,102
Union	Election Day	1,687	756	814	1	3,258
	Absentee	1,129	541	1,113	0	2,783
	Total	2,816	1,297	1,927	1	6,041
Van Buren	Election Day	1,339	618	541	0	2,498
	Absentee	518	309	329	1	1,157
	Total	1,857	927	870	1	3,655
Wapello	Election Day	4,023	1,981	2,597	1	8,602
	Absentee	2,543	1,347	2,203	2	6,095
	Total	6,566	3,328	4,800	3	14,697
Warren	Election Day	8,753	4,895	5,905	1	19,554
	Absentee	5,773	3,450	4,339	7	13,569
	Total	14,526	8,345	10,244	8	33,123
Washington	Election Day	2,949	1,081	1,977	0	6,007
	Absentee	2,540	1,012	2,111	3	5,666
	Total	5,489	2,093	4,088	3	11,673
Wayne	Election Day	1,013	376	483	1	1,873
	Absentee	602	237	450	0	1,289
	Total	1,615	613	933	1	3,162
Webster	Election Day	5,641	1,899	2,618	1	10,159
	Absentee	3,395	1,242	2,028	1	6,666
	Total	9,036	3,141	4,646	2	16,825
Winnebago	Election Day	2,257	918	748	0	3,923
	Absentee	910	412	422	1	1,745
	Total	3,167	1,330	1,170	1	5,668
Winneshiek	Election Day	2,492	926	1,275	1	4,694
	Absentee	3,634	1,393	2,354	4	7,385
	Total	6,126	2,319	3,629	5	12,079
Woodbury	Election Day	11,084	4,398	6,648	4	22,134
	Absentee	10,995	4,019	6,088	11	21,113
	Total	22,079	8,417	12,736	15	43,247

		Yes	No	Under Votes	Over Votes	Total
Worth	Election Day	1,778	806	642	0	3,226
	Absentee	547	242	298	0	1,087
	Total	2,325	1,048	940	0	4,313
Wright	Election Day	1,653	752	1,241	0	3,646
	Absentee	900	377	848	1	2,126
	Total	2,553	1,129	2,089	1	5,772
TOTAL	Election Day	468,123	216,198	307,973	221	992,515
	Absentee	301,683	145,158	234,310	345	681,496
	Total	769,806	361,356	542,283	566	1,674,011



IOWA SECRETARY OF STATE

2024 General Election CANVASS SUMMARY

Court of Appeals Judge - Mary Elizabeth Chicchelly

		Yes	No	Under Votes	Over Votes	Total
Adair	Election Day	1,290	579	667	1	2,537
	Absentee	718	313	536	0	1,567
	Total	2,008	892	1,203	1	4,104
Adams	Election Day	650	306	218	0	1,174
	Absentee	485	217	276	1	979
	Total	1,135	523	494	1	2,153
Allamakee	Election Day	2,000	829	1,245	1	4,075
	Absentee	1,601	592	1,141	1	3,335
	Total	3,601	1,421	2,386	2	7,410
Appanoose	Election Day	1,765	936	1,145	2	3,848
	Absentee	1,118	552	1,017	0	2,687
	Total	2,883	1,488	2,162	2	6,535
Audubon	Election Day	689	348	825	2	1,864
	Absentee	407	231	784	0	1,422
	Total	1,096	579	1,609	2	3,286
Benton	Election Day	5,121	2,384	3,100	3	10,608
	Absentee	1,936	791	1,257	1	3,985
	Total	7,057	3,175	4,357	4	14,593
Black Hawk	Election Day	17,479	7,447	13,337	11	38,274
	Absentee	12,446	4,599	7,959	1	25,005
	Total	29,925	12,046	21,296	12	63,279
Boone	Election Day	3,827	1,968	2,669	5	8,469
	Absentee	2,900	1,480	2,665	6	7,051
	Total	6,727	3,448	5,334	11	15,520
Bremer	Election Day	4,784	1,893	2,257	5	8,939
	Absentee	2,947	1,150	1,636	1	5,734
	Total	7,731	3,043	3,893	6	14,673

		Yes	No	Under Votes	Over Votes	Total
Buchanan	Election Day	3,532	1,665	1,793	1	6,991
	Absentee	1,828	915	1,121	1	3,865
	Total	5,360	2,580	2,914	2	10,856
Buena Vista	Election Day	1,845	605	1,776	0	4,226
	Absentee	1,396	429	1,542	0	3,367
	Total	3,241	1,034	3,318	0	7,593
Butler	Election Day	3,083	1,081	1,327	0	5,491
	Absentee	1,242	414	953	2	2,611
	Total	4,325	1,495	2,280	2	8,102
Calhoun	Election Day	1,630	633	1,110	1	3,374
	Absentee	657	293	797	0	1,747
	Total	2,287	926	1,907	1	5,121
Carroll	Election Day	3,038	1,047	2,521	0	6,606
	Absentee	1,981	623	1,998	1	4,603
	Total	5,019	1,670	4,519	1	11,209
Cass	Election Day	1,656	1,114	1,532	0	4,302
	Absentee	989	600	1,400	1	2,990
	Total	2,645	1,714	2,932	1	7,292
Cedar	Election Day	2,867	1,348	1,932	0	6,147
	Absentee	2,103	930	1,529	0	4,562
	Total	4,970	2,278	3,461	0	10,709
Cerro Gordo	Election Day	6,194	2,946	3,991	0	13,131
	Absentee	3,807	1,736	4,474	4	10,021
	Total	10,001	4,682	8,465	4	23,152
Cherokee	Election Day	1,777	692	911	0	3,380
	Absentee	1,310	502	948	3	2,763
	Total	3,087	1,194	1,859	3	6,143
Chickasaw	Election Day	1,564	731	739	0	3,034
	Absentee	1,204	585	1,452	2	3,243
	Total	2,768	1,316	2,191	2	6,277
Clarke	Election Day	1,373	733	603	0	2,709
	Absentee	852	458	533	0	1,843
	Total	2,225	1,191	1,136	0	4,552

		Yes	No	Under Votes	Over Votes	Total
Clay	Election Day	2,490	757	1,315	1	4,563
	Absentee	2,150	629	1,263	4	4,046
	Total	4,640	1,386	2,578	5	8,609
Clayton	Election Day	3,430	1,344	1,778	3	6,555
	Absentee	1,246	513	1,147	0	2,906
	Total	4,676	1,857	2,925	3	9,461
Clinton	Election Day	5,992	3,083	3,738	2	12,815
	Absentee	4,928	2,521	3,758	4	11,211
	Total	10,920	5,604	7,496	6	24,026
Crawford	Election Day	2,008	779	1,245	0	4,032
	Absentee	1,173	445	953	2	2,573
	Total	3,181	1,224	2,198	2	6,605
Dallas	Election Day	17,398	7,139	12,912	12	37,461
	Absentee	12,316	4,938	8,608	7	25,869
	Total	29,714	12,077	21,520	19	63,330
Davis	Election Day	1,060	614	588	0	2,262
	Absentee	764	437	504	3	1,708
	Total	1,824	1,051	1,092	3	3,970
Decatur	Election Day	1,154	537	684	0	2,375
	Absentee	576	266	537	0	1,379
	Total	1,730	803	1,221	0	3,754
Delaware	Election Day	3,580	1,333	1,750	4	6,667
	Absentee	1,529	548	1,466	1	3,544
	Total	5,109	1,881	3,216	5	10,211
Des Moines	Election Day	4,633	2,015	3,720	0	10,368
	Absentee	3,800	1,655	3,348	0	8,803
	Total	8,433	3,670	7,068	0	19,171
Dickinson	Election Day	2,918	723	1,365	0	5,006
	Absentee	3,407	775	2,130	1	6,313
	Total	6,325	1,498	3,495	1	11,319
Dubuque	Election Day	13,671	5,135	9,922	3	28,731
	Absentee	12,203	4,206	7,914	3	24,326
	Total	25,874	9,341	17,836	6	53,057

		Yes	No	Under Votes	Over Votes	Total
Emmet	Election Day	1,495	579	1,048	1	3,123
	Absentee	848	309	549	2	1,708
	Total	2,343	888	1,597	3	4,831
Fayette	Election Day	3,262	1,733	1,737	3	6,735
	Absentee	1,313	681	1,199	0	3,193
	Total	4,575	2,414	2,936	3	9,928
Floyd	Election Day	2,609	1,045	1,081	0	4,735
	Absentee	1,523	575	869	2	2,969
	Total	4,132	1,620	1,950	2	7,704
Franklin	Election Day	1,610	608	943	1	3,162
	Absentee	769	288	728	0	1,785
	Total	2,379	896	1,671	1	4,947
Fremont	Election Day	1,163	668	664	0	2,495
	Absentee	562	360	396	1	1,319
	Total	1,725	1,028	1,060	1	3,814
Greene	Election Day	952	617	984	0	2,553
	Absentee	750	477	1,188	0	2,415
	Total	1,702	1,094	2,172	0	4,968
Grundy	Election Day	2,520	903	1,330	3	4,756
	Absentee	1,093	335	1,017	1	2,446
	Total	3,613	1,238	2,347	4	7,202
Guthrie	Election Day	1,879	1,105	1,069	0	4,053
	Absentee	1,145	649	759	0	2,553
	Total	3,024	1,754	1,828	0	6,606
Hamilton	Election Day	2,111	950	1,230	3	4,294
	Absentee	1,478	663	1,207	1	3,349
	Total	3,589	1,613	2,437	4	7,643
Hancock	Election Day	2,198	956	938	2	4,094
	Absentee	1,012	379	492	2	1,885
	Total	3,210	1,335	1,430	4	5,979
Hardin	Election Day	2,655	1,230	1,603	0	5,488
	Absentee	1,343	614	1,091	2	3,050
	Total	3,998	1,844	2,694	2	8,538

		Yes	No	Under Votes	Over Votes	Total
Harrison	Election Day	2,610	1,540	1,459	0	5,609
	Absentee	1,022	604	779	1	2,406
	Total	3,632	2,144	2,238	1	8,015
Henry	Election Day	2,150	860	1,295	1	4,306
	Absentee	2,317	1,015	2,033	2	5,367
	Total	4,467	1,875	3,328	3	9,673
Howard	Election Day	1,580	795	756	0	3,131
	Absentee	871	370	510	2	1,753
	Total	2,451	1,165	1,266	2	4,884
Humboldt	Election Day	1,500	597	934	0	3,031
	Absentee	809	335	959	1	2,104
	Total	2,309	932	1,893	1	5,135
Ida	Election Day	1,265	575	701	0	2,541
	Absentee	567	216	347	0	1,130
	Total	1,832	791	1,048	0	3,671
Iowa	Election Day	2,767	1,257	1,796	0	5,820
	Absentee	1,748	786	1,349	1	3,884
	Total	4,515	2,043	3,145	1	9,704
Jackson	Election Day	3,037	1,249	2,467	0	6,753
	Absentee	1,541	633	1,919	3	4,096
	Total	4,578	1,882	4,386	3	10,849
Jasper	Election Day	6,246	3,091	2,792	5	12,134
	Absentee	3,516	1,711	2,942	3	8,172
	Total	9,762	4,802	5,734	8	20,306
Jefferson	Election Day	1,656	866	1,162	0	3,684
	Absentee	1,698	1,480	1,591	1	4,770
	Total	3,354	2,346	2,753	1	8,454
Johnson	Election Day	16,702	8,140	16,560	13	41,415
	Absentee	19,368	9,175	17,128	21	45,692
	Total	36,070	17,315	33,688	34	87,107
Jones	Election Day	3,154	1,481	1,571	2	6,208
	Absentee	2,330	1,116	1,400	0	4,846
	Total	5,484	2,597	2,971	2	11,054

		Yes	No	Under Votes	Over Votes	Total
Keokuk	Election Day	1,473	767	1,290	1	3,531
	Absentee	567	262	822	0	1,651
	Total	2,040	1,029	2,112	1	5,182
Kossuth	Election Day	2,819	1,168	1,194	0	5,181
	Absentee	1,708	675	885	1	3,269
	Total	4,527	1,843	2,079	1	8,450
Lee	Election Day	4,839	1,933	2,075	4	8,851
	Absentee	3,802	1,505	2,149	4	7,460
	Total	8,641	3,438	4,224	8	16,311
Linn	Election Day	33,490	16,059	21,998	27	71,574
	Absentee	24,901	11,100	16,138	37	52,176
	Total	58,391	27,159	38,136	64	123,750
Louisa	Election Day	1,563	747	742	0	3,052
	Absentee	987	517	621	1	2,126
	Total	2,550	1,264	1,363	1	5,178
Lucas	Election Day	1,102	628	754	0	2,484
	Absentee	768	433	989	2	2,192
	Total	1,870	1,061	1,743	2	4,676
Lyon	Election Day	2,487	646	1,730	2	4,865
	Absentee	1,090	245	844	2	2,181
	Total	3,577	891	2,574	4	7,046
Madison	Election Day	2,558	1,428	1,864	1	5,851
	Absentee	1,531	938	1,797	0	4,266
	Total	4,089	2,366	3,661	1	10,117
Mahaska	Election Day	3,182	1,216	1,973	4	6,375
	Absentee	2,116	784	1,734	8	4,642
	Total	5,298	2,000	3,707	12	11,017
Marion	Election Day	6,113	2,717	3,734	0	12,564
	Absentee	2,998	1,277	2,821	1	7,097
	Total	9,111	3,994	6,555	1	19,661
Marshall	Election Day	4,070	2,040	2,968	2	9,080
	Absentee	3,592	1,578	3,150	6	8,326
	Total	7,662	3,618	6,118	8	17,406

		Yes	No	Under Votes	Over Votes	Total
Mills	Election Day	2,284	1,108	1,467	7	4,866
	Absentee	1,452	664	1,344	3	3,463
	Total	3,736	1,772	2,811	10	8,329
Mitchell	Election Day	2,203	629	638	0	3,470
	Absentee	1,368	388	570	0	2,326
	Total	3,571	1,017	1,208	0	5,796
Monona	Election Day	1,492	720	915	1	3,128
	Absentee	604	291	646	0	1,541
	Total	2,096	1,011	1,561	1	4,669
Monroe	Election Day	982	496	712	1	2,191
	Absentee	576	430	988	0	1,994
	Total	1,558	926	1,700	1	4,185
Montgomery	Election Day	1,512	694	800	2	3,008
	Absentee	993	432	669	3	2,097
	Total	2,505	1,126	1,469	5	5,105
Muscatine	Election Day	6,493	2,605	2,920	3	12,021
	Absentee	4,086	1,746	2,017	3	7,852
	Total	10,579	4,351	4,937	6	19,873
O'Brien	Election Day	2,996	897	1,621	0	5,514
	Absentee	926	259	870	0	2,055
	Total	3,922	1,156	2,491	0	7,569
Osceola	Election Day	1,256	372	679	0	2,307
	Absentee	449	111	377	1	938
	Total	1,705	483	1,056	1	3,245
Page	Election Day	2,386	1,005	1,181	0	4,572
	Absentee	1,152	534	1,160	1	2,847
	Total	3,538	1,539	2,341	1	7,419
Palo Alto	Election Day	1,797	567	793	3	3,160
	Absentee	857	290	706	0	1,853
	Total	2,654	857	1,499	3	5,013
Plymouth	Election Day	4,384	1,436	2,556	0	8,376
	Absentee	2,156	640	2,911	1	5,708
	Total	6,540	2,076	5,467	1	14,084

		Yes	No	Under Votes	Over Votes	Total
Pocahontas	Election Day	1,048	439	793	2	2,282
	Absentee	523	237	557	1	1,318
	Total	1,571	676	1,350	3	3,600
Polk	Election Day	74,837	36,490	58,085	47	169,459
	Absentee	40,030	18,073	30,431	74	88,608
	Total	114,867	54,563	88,516	121	258,067
Pottawattamie	Election Day	15,059	6,846	6,902	13	28,820
	Absentee	7,898	3,742	4,300	6	15,946
	Total	22,957	10,588	11,202	19	44,766
Poweshiek	Election Day	2,794	1,257	1,801	1	5,853
	Absentee	1,692	734	1,790	0	4,216
	Total	4,486	1,991	3,591	1	10,069
Ringgold	Election Day	738	368	374	0	1,480
	Absentee	534	271	425	1	1,231
	Total	1,272	639	799	1	2,711
Sac	Election Day	1,829	731	1,320	2	3,882
	Absentee	617	256	742	1	1,616
	Total	2,446	987	2,062	3	5,498
Scott	Election Day	24,686	11,739	11,207	16	47,648
	Absentee	21,417	10,674	10,849	24	42,964
	Total	46,103	22,413	22,056	40	90,612
Shelby	Election Day	1,416	616	1,461	0	3,493
	Absentee	1,171	439	1,439	1	3,050
	Total	2,587	1,055	2,900	1	6,543
Sioux	Election Day	5,903	1,809	5,813	2	13,527
	Absentee	2,418	573	2,599	3	5,593
	Total	8,321	2,382	8,412	5	19,120
Story	Election Day	14,518	6,195	10,854	262	31,829
	Absentee	8,961	3,821	5,157	50	17,989
	Total	23,479	10,016	16,011	312	49,818
Tama	Election Day	3,157	1,686	1,608	4	6,455
	Absentee	932	553	743	2	2,230
	Total	4,089	2,239	2,351	6	8,685

		Yes	No	Under Votes	Over Votes	Total
Taylor	Election Day	1,032	456	539	0	2,027
	Absentee	428	195	451	1	1,075
	Total	1,460	651	990	1	3,102
Union	Election Day	1,645	797	815	1	3,258
	Absentee	1,143	539	1,100	1	2,783
	Total	2,788	1,336	1,915	2	6,041
Van Buren	Election Day	1,252	675	571	0	2,498
	Absentee	512	310	335	0	1,157
	Total	1,764	985	906	0	3,655
Wapello	Election Day	4,129	2,018	2,453	2	8,602
	Absentee	2,686	1,337	2,069	3	6,095
	Total	6,815	3,355	4,522	5	14,697
Warren	Election Day	9,122	4,579	5,853	0	19,554
	Absentee	6,324	2,984	4,260	1	13,569
	Total	15,446	7,563	10,113	1	33,123
Washington	Election Day	2,869	1,184	1,953	1	6,007
	Absentee	2,556	1,009	2,097	4	5,666
	Total	5,425	2,193	4,050	5	11,673
Wayne	Election Day	958	398	516	1	1,873
	Absentee	599	226	463	1	1,289
	Total	1,557	624	979	2	3,162
Webster	Election Day	5,732	1,965	2,459	3	10,159
	Absentee	3,511	1,251	1,901	3	6,666
	Total	9,243	3,216	4,360	6	16,825
Winnebago	Election Day	2,240	958	725	0	3,923
	Absentee	918	418	409	0	1,745
	Total	3,158	1,376	1,134	0	5,668
Winneshiek	Election Day	2,427	1,005	1,260	2	4,694
	Absentee	3,743	1,292	2,347	3	7,385
	Total	6,170	2,297	3,607	5	12,079
Woodbury	Election Day	10,674	4,596	6,862	2	22,134
	Absentee	10,888	3,932	6,287	6	21,113
	Total	21,562	8,528	13,149	8	43,247

		Yes	No	Under Votes	Over Votes	Total
Worth	Election Day	1,799	827	600	0	3,226
	Absentee	569	234	284	0	1,087
	Total	2,368	1,061	884	0	4,313
Wright	Election Day	1,653	765	1,228	0	3,646
	Absentee	917	362	847	0	2,126
	Total	2,570	1,127	2,075	0	5,772
TOTAL	Election Day	472,617	211,866	307,491	510	992,484
	Absentee	313,308	135,675	232,188	356	681,527
	Total	785,925	347,541	539,679	866	1,674,011



IOWA SECRETARY OF STATE

2024 General Election CANVASS SUMMARY

Court of Appeals Judge - Samuel Langholz

		Yes	No	Under Votes	Over Votes	Total
Adair	Election Day	1,266	592	675	4	2,537
	Absentee	685	345	537	0	1,567
	Total	1,951	937	1,212	4	4,104
Adams	Election Day	621	323	230	0	1,174
	Absentee	454	228	297	0	979
	Total	1,075	551	527	0	2,153
Allamakee	Election Day	2,069	833	1,171	2	4,075
	Absentee	1,573	659	1,102	1	3,335
	Total	3,642	1,492	2,273	3	7,410
Appanoose	Election Day	1,739	954	1,154	1	3,848
	Absentee	1,090	578	1,019	0	2,687
	Total	2,829	1,532	2,173	1	6,535
Audubon	Election Day	664	354	846	0	1,864
	Absentee	371	266	784	1	1,422
	Total	1,035	620	1,630	1	3,286
Benton	Election Day	4,874	2,446	3,284	4	10,608
	Absentee	1,796	858	1,330	1	3,985
	Total	6,670	3,304	4,614	5	14,593
Black Hawk	Election Day	17,004	8,072	13,164	34	38,274
	Absentee	11,533	5,673	7,777	22	25,005
	Total	28,537	13,745	20,941	56	63,279
Boone	Election Day	3,736	2,048	2,683	2	8,469
	Absentee	2,722	1,679	2,649	1	7,051
	Total	6,458	3,727	5,332	3	15,520
Bremer	Election Day	4,790	1,860	2,284	5	8,939
	Absentee	2,814	1,270	1,643	7	5,734
	Total	7,604	3,130	3,927	12	14,673

		Yes	No	Under Votes	Over Votes	Total
Buchanan	Election Day	3,382	1,709	1,898	2	6,991
	Absentee	1,652	1,015	1,196	2	3,865
	Total	5,034	2,724	3,094	4	10,856
Buena Vista	Election Day	1,867	624	1,734	1	4,226
	Absentee	1,360	498	1,509	0	3,367
	Total	3,227	1,122	3,243	1	7,593
Butler	Election Day	3,085	1,065	1,340	1	5,491
	Absentee	1,220	437	954	0	2,611
	Total	4,305	1,502	2,294	1	8,102
Calhoun	Election Day	1,600	655	1,116	3	3,374
	Absentee	621	319	807	0	1,747
	Total	2,221	974	1,923	3	5,121
Carroll	Election Day	2,931	1,052	2,623	0	6,606
	Absentee	1,879	645	2,077	2	4,603
	Total	4,810	1,697	4,700	2	11,209
Cass	Election Day	1,725	1,090	1,486	1	4,302
	Absentee	980	643	1,366	1	2,990
	Total	2,705	1,733	2,852	2	7,292
Cedar	Election Day	2,801	1,387	1,957	2	6,147
	Absentee	1,914	1,091	1,555	2	4,562
	Total	4,715	2,478	3,512	4	10,709
Cerro Gordo	Election Day	6,130	3,036	3,961	1	13,128
	Absentee	3,638	1,995	4,382	6	10,021
	Total	9,768	5,031	8,343	7	23,149
Cherokee	Election Day	1,763	666	950	1	3,380
	Absentee	1,282	506	972	3	2,763
	Total	3,045	1,172	1,922	4	6,143
Chickasaw	Election Day	1,637	694	703	0	3,034
	Absentee	1,219	616	1,406	2	3,243
	Total	2,856	1,310	2,109	2	6,277
Clarke	Election Day	1,395	714	600	0	2,709
	Absentee	827	487	527	2	1,843
	Total	2,222	1,201	1,127	2	4,552

		Yes	No	Under Votes	Over Votes	Total
Clay	Election Day	2,541	708	1,313	1	4,563
	Absentee	2,138	650	1,257	1	4,046
	Total	4,679	1,358	2,570	2	8,609
Clayton	Election Day	3,386	1,344	1,823	2	6,555
	Absentee	1,115	613	1,178	0	2,906
	Total	4,501	1,957	3,001	2	9,461
Clinton	Election Day	6,003	3,129	3,678	5	12,815
	Absentee	4,645	2,897	3,659	10	11,211
	Total	10,648	6,026	7,337	15	24,026
Crawford	Election Day	2,087	690	1,255	0	4,032
	Absentee	1,198	439	936	0	2,573
	Total	3,285	1,129	2,191	0	6,605
Dallas	Election Day	16,218	8,175	13,055	13	37,461
	Absentee	10,654	6,553	8,650	12	25,869
	Total	26,872	14,728	21,705	25	63,330
Davis	Election Day	1,008	635	617	2	2,262
	Absentee	719	461	528	0	1,708
	Total	1,727	1,096	1,145	2	3,970
Decatur	Election Day	1,181	531	663	0	2,375
	Absentee	557	302	520	0	1,379
	Total	1,738	833	1,183	0	3,754
Delaware	Election Day	3,545	1,316	1,806	0	6,667
	Absentee	1,448	610	1,486	0	3,544
	Total	4,993	1,926	3,292	0	10,211
Des Moines	Election Day	4,450	2,127	3,766	5	10,348
	Absentee	3,465	1,939	3,417	2	8,823
	Total	7,915	4,066	7,183	7	19,171
Dickinson	Election Day	2,859	740	1,407	0	5,006
	Absentee	3,297	811	2,200	5	6,313
	Total	6,156	1,551	3,607	5	11,319
Dubuque	Election Day	13,869	5,383	9,476	3	28,731
	Absentee	11,662	5,150	7,507	7	24,326
	Total	25,531	10,533	16,983	10	53,057

		Yes	No	Under Votes	Over Votes	Total
Emmet	Election Day	1,507	578	1,038	0	3,123
	Absentee	810	338	558	2	1,708
	Total	2,317	916	1,596	2	4,831
Fayette	Election Day	3,263	1,707	1,759	6	6,735
	Absentee	1,209	762	1,221	1	3,193
	Total	4,472	2,469	2,980	7	9,928
Floyd	Election Day	2,510	1,081	1,141	3	4,735
	Absentee	1,379	670	917	3	2,969
	Total	3,889	1,751	2,058	6	7,704
Franklin	Election Day	1,664	598	900	0	3,162
	Absentee	775	297	713	0	1,785
	Total	2,439	895	1,613	0	4,947
Fremont	Election Day	1,155	669	671	0	2,495
	Absentee	537	392	390	0	1,319
	Total	1,692	1,061	1,061	0	3,814
Greene	Election Day	918	638	997	0	2,553
	Absentee	691	516	1,206	2	2,415
	Total	1,609	1,154	2,203	2	4,968
Grundy	Election Day	2,460	909	1,387	0	4,756
	Absentee	1,027	376	1,042	1	2,446
	Total	3,487	1,285	2,429	1	7,202
Guthrie	Election Day	1,901	1,133	1,018	1	4,053
	Absentee	1,093	719	740	1	2,553
	Total	2,994	1,852	1,758	2	6,606
Hamilton	Election Day	2,125	943	1,223	3	4,294
	Absentee	1,391	729	1,228	1	3,349
	Total	3,516	1,672	2,451	4	7,643
Hancock	Election Day	2,346	812	934	2	4,094
	Absentee	1,022	370	491	2	1,885
	Total	3,368	1,182	1,425	4	5,979
Hardin	Election Day	2,561	1,219	1,707	1	5,488
	Absentee	1,230	676	1,143	1	3,050
	Total	3,791	1,895	2,850	2	8,538

		Yes	No	Under Votes	Over Votes	Total
Harrison	Election Day	2,737	1,469	1,402	1	5,609
	Absentee	1,005	644	756	1	2,406
	Total	3,742	2,113	2,158	2	8,015
Henry	Election Day	2,144	874	1,287	1	4,306
	Absentee	2,222	1,114	2,029	2	5,367
	Total	4,366	1,988	3,316	3	9,673
Howard	Election Day	1,568	799	763	1	3,131
	Absentee	800	425	526	2	1,753
	Total	2,368	1,224	1,289	3	4,884
Humboldt	Election Day	1,482	580	969	0	3,031
	Absentee	742	362	999	1	2,104
	Total	2,224	942	1,968	1	5,135
Ida	Election Day	1,365	517	659	0	2,541
	Absentee	605	197	327	1	1,130
	Total	1,970	714	986	1	3,671
Iowa	Election Day	2,737	1,286	1,797	0	5,820
	Absentee	1,574	941	1,368	1	3,884
	Total	4,311	2,227	3,165	1	9,704
Jackson	Election Day	2,934	1,297	2,522	0	6,753
	Absentee	1,434	713	1,947	2	4,096
	Total	4,368	2,010	4,469	2	10,849
Jasper	Election Day	5,931	3,232	2,963	8	12,134
	Absentee	3,199	1,884	3,084	5	8,172
	Total	9,130	5,116	6,047	13	20,306
Jefferson	Election Day	1,688	870	1,125	1	3,684
	Absentee	1,634	1,624	1,506	6	4,770
	Total	3,322	2,494	2,631	7	8,454
Johnson	Election Day	14,442	10,301	16,668	4	41,415
	Absentee	14,163	14,445	17,079	5	45,692
	Total	28,605	24,746	33,747	9	87,107
Jones	Election Day	3,066	1,557	1,581	4	6,208
	Absentee	2,152	1,299	1,393	2	4,846
	Total	5,218	2,856	2,974	6	11,054

		Yes	No	Under Votes	Over Votes	Total
Keokuk	Election Day	1,413	755	1,363	0	3,531
	Absentee	534	273	844	0	1,651
	Total	1,947	1,028	2,207	0	5,182
Kossuth	Election Day	2,940	1,089	1,148	4	5,181
	Absentee	1,678	728	861	2	3,269
	Total	4,618	1,817	2,009	6	8,450
Lee	Election Day	4,750	2,007	2,094	0	8,851
	Absentee	3,579	1,690	2,188	3	7,460
	Total	8,329	3,697	4,282	3	16,311
Linn	Election Day	31,594	17,597	22,342	41	71,574
	Absentee	21,572	14,142	16,411	51	52,176
	Total	53,166	31,739	38,753	92	123,750
Louisa	Election Day	1,481	775	796	0	3,052
	Absentee	889	588	648	1	2,126
	Total	2,370	1,363	1,444	1	5,178
Lucas	Election Day	1,151	625	708	0	2,484
	Absentee	770	455	966	1	2,192
	Total	1,921	1,080	1,674	1	4,676
Lyon	Election Day	2,800	551	1,514	0	4,865
	Absentee	1,099	262	819	1	2,181
	Total	3,899	813	2,333	1	7,046
Madison	Election Day	2,684	1,326	1,838	3	5,851
	Absentee	1,486	970	1,809	1	4,266
	Total	4,170	2,296	3,647	4	10,117
Mahaska	Election Day	3,121	1,237	2,014	3	6,375
	Absentee	2,047	829	1,761	5	4,642
	Total	5,168	2,066	3,775	8	11,017
Marion	Election Day	6,277	2,699	3,585	3	12,564
	Absentee	2,923	1,417	2,754	3	7,097
	Total	9,200	4,116	6,339	6	19,661
Marshall	Election Day	3,936	2,160	2,982	2	9,080
	Absentee	3,360	1,772	3,192	2	8,326
	Total	7,296	3,932	6,174	4	17,406

		Yes	No	Under Votes	Over Votes	Total
Mills	Election Day	2,254	1,135	1,474	3	4,866
	Absentee	1,342	759	1,362	0	3,463
	Total	3,596	1,894	2,836	3	8,329
Mitchell	Election Day	2,127	628	714	1	3,470
	Absentee	1,285	430	608	3	2,326
	Total	3,412	1,058	1,322	4	5,796
Monona	Election Day	1,579	708	840	1	3,128
	Absentee	604	316	620	1	1,541
	Total	2,183	1,024	1,460	2	4,669
Monroe	Election Day	949	521	721	0	2,191
	Absentee	550	448	996	0	1,994
	Total	1,499	969	1,717	0	4,185
Montgomery	Election Day	1,455	735	817	1	3,008
	Absentee	968	457	669	3	2,097
	Total	2,423	1,192	1,486	4	5,105
Muscatine	Election Day	6,159	2,800	3,061	1	12,021
	Absentee	3,768	1,968	2,116	0	7,852
	Total	9,927	4,768	5,177	1	19,873
O'Brien	Election Day	3,201	813	1,499	1	5,514
	Absentee	968	247	839	1	2,055
	Total	4,169	1,060	2,338	2	7,569
Osceola	Election Day	1,293	339	674	1	2,307
	Absentee	439	119	380	0	938
	Total	1,732	458	1,054	1	3,245
Page	Election Day	2,316	1,076	1,180	0	4,572
	Absentee	1,066	598	1,183	0	2,847
	Total	3,382	1,674	2,363	0	7,419
Palo Alto	Election Day	1,720	598	840	2	3,160
	Absentee	792	318	743	0	1,853
	Total	2,512	916	1,583	2	5,013
Plymouth	Election Day	4,589	1,364	2,422	1	8,376
	Absentee	2,252	669	2,787	0	5,708
	Total	6,841	2,033	5,209	1	14,084

		Yes	No	Under Votes	Over Votes	Total
Pocahontas	Election Day	1,049	437	796	0	2,282
	Absentee	508	254	556	0	1,318
	Total	1,557	691	1,352	0	3,600
Polk	Election Day	66,450	44,521	58,441	47	169,459
	Absentee	31,409	26,949	30,174	76	88,608
	Total	97,859	71,470	88,615	123	258,067
Pottawattamie	Election Day	13,807	7,667	7,342	4	28,820
	Absentee	6,935	4,472	4,537	2	15,946
	Total	20,742	12,139	11,879	6	44,766
Poweshiek	Election Day	2,726	1,410	1,717	0	5,853
	Absentee	1,487	1,006	1,720	3	4,216
	Total	4,213	2,416	3,437	3	10,069
Ringgold	Election Day	752	359	369	0	1,480
	Absentee	537	268	424	2	1,231
	Total	1,289	627	793	2	2,711
Sac	Election Day	1,860	691	1,329	2	3,882
	Absentee	586	292	738	0	1,616
	Total	2,446	983	2,067	2	5,498
Scott	Election Day	22,984	12,877	11,779	8	47,648
	Absentee	18,796	12,705	11,437	26	42,964
	Total	41,780	25,582	23,216	34	90,612
Shelby	Election Day	1,483	618	1,392	0	3,493
	Absentee	1,188	487	1,373	2	3,050
	Total	2,671	1,105	2,765	2	6,543
Sioux	Election Day	7,413	1,413	4,701	0	13,527
	Absentee	2,735	528	2,327	3	5,593
	Total	10,148	1,941	7,028	3	19,120
Story	Election Day	13,149	7,593	11,077	10	31,829
	Absentee	7,379	5,422	5,182	6	17,989
	Total	20,528	13,015	16,259	16	49,818
Tama	Election Day	3,020	1,730	1,703	2	6,455
	Absentee	854	585	789	2	2,230
	Total	3,874	2,315	2,492	4	8,685

		Yes	No	Under Votes	Over Votes	Total
Taylor	Election Day	1,024	476	525	2	2,027
	Absentee	431	204	440	0	1,075
	Total	1,455	680	965	2	3,102
Union	Election Day	1,609	830	819	0	3,258
	Absentee	1,097	586	1,099	1	2,783
	Total	2,706	1,416	1,918	1	6,041
Van Buren	Election Day	1,226	676	596	0	2,498
	Absentee	481	334	342	0	1,157
	Total	1,707	1,010	938	0	3,655
Wapello	Election Day	3,956	2,036	2,610	0	8,602
	Absentee	2,489	1,439	2,164	3	6,095
	Total	6,445	3,475	4,774	3	14,697
Warren	Election Day	9,049	4,843	5,662	0	19,554
	Absentee	5,925	3,519	4,118	7	13,569
	Total	14,974	8,362	9,780	7	33,123
Washington	Election Day	2,807	1,227	1,972	1	6,007
	Absentee	2,414	1,150	2,099	3	5,666
	Total	5,221	2,377	4,071	4	11,673
Wayne	Election Day	967	393	513	0	1,873
	Absentee	595	229	465	0	1,289
	Total	1,562	622	978	0	3,162
Webster	Election Day	5,510	2,049	2,599	1	10,159
	Absentee	3,311	1,378	1,976	1	6,666
	Total	8,821	3,427	4,575	2	16,825
Winnebago	Election Day	2,353	880	688	2	3,923
	Absentee	944	421	380	0	1,745
	Total	3,297	1,301	1,068	2	5,668
Winneshiek	Election Day	2,406	1,043	1,243	2	4,694
	Absentee	3,339	1,763	2,277	6	7,385
	Total	5,745	2,806	3,520	8	12,079
Woodbury	Election Day	10,527	4,635	6,967	5	22,134
	Absentee	10,393	4,346	6,358	16	21,113
	Total	20,920	8,981	13,325	21	43,247

		Yes	No	Under Votes	Over Votes	Total
Worth	Election Day	1,750	828	648	0	3,226
	Absentee	531	261	295	0	1,087
	Total	2,281	1,089	943	0	4,313
Wright	Election Day	1,668	774	1,203	1	3,646
	Absentee	911	398	815	2	2,126
	Total	2,579	1,172	2,018	3	5,772
TOTAL	Election Day	454,064	229,565	308,546	286	992,461
	Absentee	280,468	168,177	232,531	371	681,547
	Total	734,532	397,742	541,077	657	1,674,008



IOWA SECRETARY OF STATE

2024 General Election CANVASS SUMMARY

Court of Appeals Judge - Mary Ellen Tabor

		Yes	No	Under Votes	Over Votes	Total
Adair	Election Day	1,314	558	665	0	2,537
	Absentee	728	305	534	0	1,567
	Total	2,042	863	1,199	0	4,104
Adams	Election Day	636	312	226	0	1,174
	Absentee	459	225	295	0	979
	Total	1,095	537	521	0	2,153
Allamakee	Election Day	2,037	806	1,231	1	4,075
	Absentee	1,602	595	1,137	1	3,335
	Total	3,639	1,401	2,368	2	7,410
Appanoose	Election Day	1,877	904	1,067	0	3,848
	Absentee	1,195	531	959	2	2,687
	Total	3,072	1,435	2,026	2	6,535
Audubon	Election Day	688	340	836	0	1,864
	Absentee	427	210	784	1	1,422
	Total	1,115	550	1,620	1	3,286
Benton	Election Day	4,936	2,452	3,218	2	10,608
	Absentee	1,854	810	1,317	4	3,985
	Total	6,790	3,262	4,535	6	14,593
Black Hawk	Election Day	17,866	7,156	13,232	20	38,274
	Absentee	13,103	4,069	7,810	23	25,005
	Total	30,969	11,225	21,042	43	63,279
Boone	Election Day	4,060	1,847	2,554	8	8,469
	Absentee	3,167	1,325	2,549	10	7,051
	Total	7,227	3,172	5,103	18	15,520
Bremer	Election Day	4,877	1,804	2,256	2	8,939
	Absentee	2,992	1,111	1,630	1	5,734
	Total	7,869	2,915	3,886	3	14,673

		Yes	No	Under Votes	Over Votes	Total
Buchanan	Election Day	3,495	1,626	1,869	1	6,991
	Absentee	1,830	875	1,160	0	3,865
	Total	5,325	2,501	3,029	1	10,856
Buena Vista	Election Day	1,884	583	1,759	0	4,226
	Absentee	1,418	409	1,537	3	3,367
	Total	3,302	992	3,296	3	7,593
Butler	Election Day	3,186	1,030	1,272	3	5,491
	Absentee	1,234	470	906	1	2,611
	Total	4,420	1,500	2,178	4	8,102
Calhoun	Election Day	1,634	623	1,117	0	3,374
	Absentee	651	302	793	1	1,747
	Total	2,285	925	1,910	1	5,121
Carroll	Election Day	2,977	1,026	2,602	1	6,606
	Absentee	1,927	611	2,064	1	4,603
	Total	4,904	1,637	4,666	2	11,209
Cass	Election Day	1,716	1,075	1,511	0	4,302
	Absentee	989	600	1,399	2	2,990
	Total	2,705	1,675	2,910	2	7,292
Cedar	Election Day	3,056	1,265	1,825	1	6,147
	Absentee	2,246	872	1,443	1	4,562
	Total	5,302	2,137	3,268	2	10,709
Cerro Gordo	Election Day	6,125	2,807	4,150	1	13,083
	Absentee	3,874	1,605	4,539	3	10,021
	Total	9,999	4,412	8,689	4	23,104
Cherokee	Election Day	1,753	680	945	2	3,380
	Absentee	1,301	501	961	0	2,763
	Total	3,054	1,181	1,906	2	6,143
Chickasaw	Election Day	1,613	687	734	0	3,034
	Absentee	1,238	562	1,440	3	3,243
	Total	2,851	1,249	2,174	3	6,277
Clarke	Election Day	1,407	725	577	0	2,709
	Absentee	894	441	507	1	1,843
	Total	2,301	1,166	1,084	1	4,552

		Yes	No	Under Votes	Over Votes	Total
Clay	Election Day	2,525	737	1,300	1	4,563
	Absentee	2,167	613	1,263	3	4,046
	Total	4,692	1,350	2,563	4	8,609
Clayton	Election Day	3,365	1,358	1,830	2	6,555
	Absentee	1,219	515	1,171	1	2,906
	Total	4,584	1,873	3,001	3	9,461
Clinton	Election Day	6,236	3,029	3,548	2	12,815
	Absentee	5,418	2,301	3,484	8	11,211
	Total	11,654	5,330	7,032	10	24,026
Crawford	Election Day	2,153	710	1,169	0	4,032
	Absentee	1,259	425	888	1	2,573
	Total	3,412	1,135	2,057	1	6,605
Dallas	Election Day	17,552	6,962	12,942	5	37,461
	Absentee	12,780	4,498	8,582	9	25,869
	Total	30,332	11,460	21,524	14	63,330
Davis	Election Day	1,001	647	612	2	2,262
	Absentee	736	441	531	0	1,708
	Total	1,737	1,088	1,143	2	3,970
Decatur	Election Day	1,142	549	684	0	2,375
	Absentee	583	264	532	0	1,379
	Total	1,725	813	1,216	0	3,754
Delaware	Election Day	3,727	1,291	1,647	2	6,667
	Absentee	1,622	527	1,394	1	3,544
	Total	5,349	1,818	3,041	3	10,211
Des Moines	Election Day	4,693	1,951	3,713	4	10,361
	Absentee	3,958	1,500	3,352	0	8,810
	Total	8,651	3,451	7,065	4	19,171
Dickinson	Election Day	2,859	748	1,398	1	5,006
	Absentee	3,372	771	2,165	5	6,313
	Total	6,231	1,519	3,563	6	11,319
Dubuque	Election Day	14,127	4,909	9,691	4	28,731
	Absentee	13,135	3,630	7,560	1	24,326
	Total	27,262	8,539	17,251	5	53,057

		Yes	No	Under Votes	Over Votes	Total
Emmet	Election Day	1,554	569	1,000	0	3,123
	Absentee	870	315	522	1	1,708
	Total	2,424	884	1,522	1	4,831
Fayette	Election Day	3,347	1,652	1,735	1	6,735
	Absentee	1,353	638	1,200	2	3,193
	Total	4,700	2,290	2,935	3	9,928
Floyd	Election Day	2,545	1,066	1,123	1	4,735
	Absentee	1,483	582	900	4	2,969
	Total	4,028	1,648	2,023	5	7,704
Franklin	Election Day	1,614	606	940	2	3,162
	Absentee	768	296	719	2	1,785
	Total	2,382	902	1,659	4	4,947
Fremont	Election Day	1,290	601	603	1	2,495
	Absentee	599	345	374	1	1,319
	Total	1,889	946	977	2	3,814
Greene	Election Day	982	592	979	0	2,553
	Absentee	768	462	1,184	1	2,415
	Total	1,750	1,054	2,163	1	4,968
Grundy	Election Day	2,495	887	1,370	4	4,756
	Absentee	1,095	312	1,038	1	2,446
	Total	3,590	1,199	2,408	5	7,202
Guthrie	Election Day	1,969	1,027	1,056	1	4,053
	Absentee	1,162	632	758	1	2,553
	Total	3,131	1,659	1,814	2	6,606
Hamilton	Election Day	2,228	908	1,155	3	4,294
	Absentee	1,562	624	1,162	1	3,349
	Total	3,790	1,532	2,317	4	7,643
Hancock	Election Day	2,207	943	940	4	4,094
	Absentee	1,006	377	500	2	1,885
	Total	3,213	1,320	1,440	6	5,979
Hardin	Election Day	2,652	1,164	1,672	0	5,488
	Absentee	1,345	591	1,113	1	3,050
	Total	3,997	1,755	2,785	1	8,538

		Yes	No	Under Votes	Over Votes	Total
Harrison	Election Day	2,651	1,501	1,457	0	5,609
	Absentee	1,055	580	771	0	2,406
	Total	3,706	2,081	2,228	0	8,015
Henry	Election Day	2,260	834	1,212	0	4,306
	Absentee	2,443	1,018	1,905	1	5,367
	Total	4,703	1,852	3,117	1	9,673
Howard	Election Day	1,604	774	752	1	3,131
	Absentee	879	365	509	0	1,753
	Total	2,483	1,139	1,261	1	4,884
Humboldt	Election Day	1,490	579	962	0	3,031
	Absentee	777	337	989	1	2,104
	Total	2,267	916	1,951	1	5,135
Ida	Election Day	1,299	550	691	1	2,541
	Absentee	570	213	347	0	1,130
	Total	1,869	763	1,038	1	3,671
Iowa	Election Day	2,828	1,275	1,715	2	5,820
	Absentee	1,829	743	1,310	2	3,884
	Total	4,657	2,018	3,025	4	9,704
Jackson	Election Day	3,447	1,120	2,185	1	6,753
	Absentee	1,957	541	1,597	1	4,096
	Total	5,404	1,661	3,782	2	10,849
Jasper	Election Day	6,010	3,215	2,901	8	12,134
	Absentee	3,429	1,694	3,048	1	8,172
	Total	9,439	4,909	5,949	9	20,306
Jefferson	Election Day	1,733	778	1,171	2	3,684
	Absentee	2,395	808	1,554	13	4,770
	Total	4,128	1,586	2,725	15	8,454
Johnson	Election Day	17,995	7,165	16,226	29	41,415
	Absentee	22,224	6,825	16,591	52	45,692
	Total	40,219	13,990	32,817	81	87,107
Jones	Election Day	3,276	1,386	1,546	0	6,208
	Absentee	2,420	1,071	1,355	0	4,846
	Total	5,696	2,457	2,901	0	11,054

		Yes	No	Under Votes	Over Votes	Total
Keokuk	Election Day	1,460	726	1,345	0	3,531
	Absentee	540	258	852	1	1,651
	Total	2,000	984	2,197	1	5,182
Kossuth	Election Day	2,845	1,153	1,180	3	5,181
	Absentee	1,741	663	861	4	3,269
	Total	4,586	1,816	2,041	7	8,450
Lee	Election Day	5,034	1,874	1,942	1	8,851
	Absentee	3,978	1,445	2,035	2	7,460
	Total	9,012	3,319	3,977	3	16,311
Linn	Election Day	33,716	15,451	22,386	21	71,574
	Absentee	25,774	10,000	16,385	17	52,176
	Total	59,490	25,451	38,771	38	123,750
Louisa	Election Day	1,521	728	803	0	3,052
	Absentee	994	492	639	1	2,126
	Total	2,515	1,220	1,442	1	5,178
Lucas	Election Day	1,070	682	732	0	2,484
	Absentee	734	480	978	0	2,192
	Total	1,804	1,162	1,710	0	4,676
Lyon	Election Day	2,424	985	1,456	0	4,865
	Absentee	1,047	339	790	5	2,181
	Total	3,471	1,324	2,246	5	7,046
Madison	Election Day	2,575	1,415	1,861	0	5,851
	Absentee	1,500	954	1,811	1	4,266
	Total	4,075	2,369	3,672	1	10,117
Mahaska	Election Day	2,920	1,412	2,040	3	6,375
	Absentee	1,895	979	1,766	2	4,642
	Total	4,815	2,391	3,806	5	11,017
Marion	Election Day	5,937	2,909	3,717	1	12,564
	Absentee	2,881	1,397	2,815	4	7,097
	Total	8,818	4,306	6,532	5	19,661
Marshall	Election Day	4,235	1,974	2,866	5	9,080
	Absentee	3,895	1,441	2,989	1	8,326
	Total	8,130	3,415	5,855	6	17,406

		Yes	No	Under Votes	Over Votes	Total
Mills	Election Day	2,314	1,098	1,454	0	4,866
	Absentee	1,454	653	1,354	2	3,463
	Total	3,768	1,751	2,808	2	8,329
Mitchell	Election Day	2,134	625	711	0	3,470
	Absentee	1,332	392	601	1	2,326
	Total	3,466	1,017	1,312	1	5,796
Monona	Election Day	1,533	702	893	0	3,128
	Absentee	609	293	639	0	1,541
	Total	2,142	995	1,532	0	4,669
Monroe	Election Day	1,031	484	676	0	2,191
	Absentee	613	428	951	2	1,994
	Total	1,644	912	1,627	2	4,185
Montgomery	Election Day	1,537	667	803	1	3,008
	Absentee	1,024	399	672	2	2,097
	Total	2,561	1,066	1,475	3	5,105
Muscatine	Election Day	6,490	2,535	2,992	4	12,021
	Absentee	4,267	1,528	2,053	4	7,852
	Total	10,757	4,063	5,045	8	19,873
O'Brien	Election Day	2,923	1,032	1,558	1	5,514
	Absentee	927	279	848	1	2,055
	Total	3,850	1,311	2,406	2	7,569
Osceola	Election Day	1,305	367	635	0	2,307
	Absentee	458	117	362	1	938
	Total	1,763	484	997	1	3,245
Page	Election Day	2,382	1,032	1,157	1	4,572
	Absentee	1,166	523	1,158	0	2,847
	Total	3,548	1,555	2,315	1	7,419
Palo Alto	Election Day	1,785	549	823	3	3,160
	Absentee	851	276	726	0	1,853
	Total	2,636	825	1,549	3	5,013
Plymouth	Election Day	4,447	1,381	2,548	0	8,376
	Absentee	2,156	666	2,885	1	5,708
	Total	6,603	2,047	5,433	1	14,084

		Yes	No	Under Votes	Over Votes	Total
Pocahontas	Election Day	1,125	417	740	0	2,282
	Absentee	549	238	530	1	1,318
	Total	1,674	655	1,270	1	3,600
Polk	Election Day	74,420	35,344	59,666	29	169,459
	Absentee	42,193	15,386	30,974	55	88,608
	Total	116,613	50,730	90,640	84	258,067
Pottawattamie	Election Day	14,900	6,750	7,158	12	28,820
	Absentee	7,996	3,539	4,402	9	15,946
	Total	22,896	10,289	11,560	21	44,766
Poweshiek	Election Day	2,853	1,240	1,759	1	5,853
	Absentee	1,766	696	1,753	1	4,216
	Total	4,619	1,936	3,512	2	10,069
Ringgold	Election Day	758	366	356	0	1,480
	Absentee	553	274	404	0	1,231
	Total	1,311	640	760	0	2,711
Sac	Election Day	1,871	699	1,310	2	3,882
	Absentee	620	256	740	0	1,616
	Total	2,491	955	2,050	2	5,498
Scott	Election Day	24,661	11,550	11,426	11	47,648
	Absentee	22,876	9,098	10,956	34	42,964
	Total	47,537	20,648	22,382	45	90,612
Shelby	Election Day	1,422	648	1,423	0	3,493
	Absentee	1,196	437	1,414	3	3,050
	Total	2,618	1,085	2,837	3	6,543
Sioux	Election Day	5,856	3,086	4,582	3	13,527
	Absentee	2,354	970	2,269	0	5,593
	Total	8,210	4,056	6,851	3	19,120
Story	Election Day	14,890	5,829	11,103	7	31,829
	Absentee	9,579	3,196	5,210	4	17,989
	Total	24,469	9,025	16,313	11	49,818
Tama	Election Day	3,124	1,660	1,671	0	6,455
	Absentee	929	527	773	1	2,230
	Total	4,053	2,187	2,444	1	8,685

		Yes	No	Under Votes	Over Votes	Total
Taylor	Election Day	1,026	455	546	0	2,027
	Absentee	413	205	457	0	1,075
	Total	1,439	660	1,003	0	3,102
Union	Election Day	1,706	783	767	2	3,258
	Absentee	1,203	517	1,060	3	2,783
	Total	2,909	1,300	1,827	5	6,041
Van Buren	Election Day	1,252	656	590	0	2,498
	Absentee	526	290	341	0	1,157
	Total	1,778	946	931	0	3,655
Wapello	Election Day	4,008	1,999	2,593	2	8,602
	Absentee	2,643	1,291	2,156	5	6,095
	Total	6,651	3,290	4,749	7	14,697
Warren	Election Day	8,942	4,775	5,836	1	19,554
	Absentee	6,186	3,138	4,237	8	13,569
	Total	15,128	7,913	10,073	9	33,123
Washington	Election Day	2,993	1,139	1,872	3	6,007
	Absentee	2,715	960	1,988	3	5,666
	Total	5,708	2,099	3,860	6	11,673
Wayne	Election Day	948	416	509	0	1,873
	Absentee	566	260	463	0	1,289
	Total	1,514	676	972	0	3,162
Webster	Election Day	5,687	1,906	2,561	5	10,159
	Absentee	3,524	1,179	1,963	0	6,666
	Total	9,211	3,085	4,524	5	16,825
Winnebago	Election Day	2,273	927	723	0	3,923
	Absentee	933	402	410	0	1,745
	Total	3,206	1,329	1,133	0	5,668
Winneshiek	Election Day	2,577	912	1,203	2	4,694
	Absentee	4,052	1,116	2,210	7	7,385
	Total	6,629	2,028	3,413	9	12,079
Woodbury	Election Day	10,823	4,392	6,917	2	22,134
	Absentee	11,126	3,662	6,317	8	21,113
	Total	21,949	8,054	13,234	10	43,247

		Yes	No	Under Votes	Over Votes	Total
Worth	Election Day	1,792	788	646	0	3,226
	Absentee	581	214	291	1	1,087
	Total	2,373	1,002	937	1	4,313
Wright	Election Day	1,659	757	1,229	1	3,646
	Absentee	931	359	836	0	2,126
	Total	2,590	1,116	2,065	1	5,772
TOTAL	Election Day	477,177	207,664	307,335	253	992,429
	Absentee	327,213	123,495	230,456	370	681,534
Total		804,390	331,159	537,791	623	1,673,963



IOWA SECRETARY OF STATE

2024 General Election CANVASS SUMMARY

District 1A Judge - Monica Ackley

		Yes	No	Under Votes	Over Votes	Total
Allamakee	Election Day	2,074	780	1,219	2	4,075
	Absentee	1,562	660	1,111	2	3,335
	Total	3,636	1,440	2,330	4	7,410
Clayton	Election Day	3,410	1,282	1,862	1	6,555
	Absentee	1,166	558	1,182	0	2,906
	Total	4,576	1,840	3,044	1	9,461
Delaware	Election Day	3,798	1,241	1,620	8	6,667
	Absentee	1,583	551	1,409	1	3,544
	Total	5,381	1,792	3,029	9	10,211
Dubuque	Election Day	14,535	6,042	8,150	4	28,731
	Absentee	13,171	4,963	6,185	7	24,326
	Total	27,706	11,005	14,335	11	53,057
Winneshiek	Election Day	2,467	969	1,250	8	4,694
	Absentee	3,626	1,420	2,331	8	7,385
	Total	6,093	2,389	3,581	16	12,079
TOTAL	Election Day	26,284	10,314	14,101	23	50,722
	Absentee	21,108	8,152	12,218	18	41,496
Total		47,392	18,466	26,319	41	92,218



IOWA SECRETARY OF STATE
2024 General Election CANVASS SUMMARY
District 1A Judge - Thomas A. Bitter

		Yes	No	Under Votes	Over Votes	Total
Allamakee	Election Day	2,061	767	1,245	2	4,075
	Absentee	1,597	576	1,160	2	3,335
	Total	3,658	1,343	2,405	4	7,410
Clayton	Election Day	3,571	1,240	1,739	5	6,555
	Absentee	1,240	521	1,141	4	2,906
	Total	4,811	1,761	2,880	9	9,461
Delaware	Election Day	3,502	1,476	1,689	0	6,667
	Absentee	1,615	482	1,447	0	3,544
	Total	5,117	1,958	3,136	0	10,211
Dubuque	Election Day	15,880	4,840	8,002	9	28,731
	Absentee	14,778	3,630	5,915	3	24,326
	Total	30,658	8,470	13,917	12	53,057
Winneshiek	Election Day	2,528	878	1,288	0	4,694
	Absentee	3,821	1,161	2,398	5	7,385
	Total	6,349	2,039	3,686	5	12,079
TOTAL	Election Day	27,542	9,201	13,963	16	50,722
	Absentee	23,051	6,370	12,061	14	41,496
Total		50,593	15,571	26,024	30	92,218



IOWA SECRETARY OF STATE

2024 General Election CANVASS SUMMARY

District 1A Associate Judge - Robert James Richter

		Yes	No	Under Votes	Over Votes	Total
Allamakee	Election Day	2,176	682	1,217	0	4,075
	Absentee	1,673	522	1,140	0	3,335
	Total	3,849	1,204	2,357	0	7,410
Clayton	Election Day	3,618	1,164	1,773	0	6,555
	Absentee	1,271	493	1,142	0	2,906
	Total	4,889	1,657	2,915	0	9,461
Delaware	Election Day	3,887	1,090	1,690	0	6,667
	Absentee	1,635	467	1,442	0	3,544
	Total	5,522	1,557	3,132	0	10,211
Dubuque	Election Day	15,010	4,384	9,337	0	28,731
	Absentee	13,480	3,386	7,459	1	24,326
	Total	28,490	7,770	16,796	1	53,057
Winneshiek	Election Day	2,646	784	1,264	0	4,694
	Absentee	3,960	1,042	2,381	2	7,385
	Total	6,606	1,826	3,645	2	12,079
TOTAL	Election Day	27,337	8,104	15,281	0	50,722
	Absentee	22,019	5,910	13,564	3	41,496
Total		49,356	14,014	28,845	3	92,218



IOWA SECRETARY OF STATE
2024 General Election CANVASS SUMMARY
District 1B Judge - Andrea J. Dryer

		Yes	No	Under Votes	Over Votes	Total
Black Hawk	Election Day	18,460	6,492	13,256	66	38,274
	Absentee	13,475	3,675	7,820	35	25,005
	Total	31,935	10,167	21,076	101	63,279
Buchanan	Election Day	3,571	1,542	1,877	1	6,991
	Absentee	1,821	869	1,172	3	3,865
	Total	5,392	2,411	3,049	4	10,856
Chickasaw	Election Day	1,628	661	744	1	3,034
	Absentee	1,241	522	1,479	1	3,243
	Total	2,869	1,183	2,223	2	6,277
Fayette	Election Day	3,456	1,529	1,746	4	6,735
	Absentee	1,352	612	1,226	3	3,193
	Total	4,808	2,141	2,972	7	9,928
Grundy	Election Day	2,592	792	1,365	7	4,756
	Absentee	1,102	286	1,056	2	2,446
	Total	3,694	1,078	2,421	9	7,202
Howard	Election Day	1,626	733	769	3	3,131
	Absentee	870	346	536	1	1,753
	Total	2,496	1,079	1,305	4	4,884
TOTAL	Election Day	31,333	11,749	19,757	82	62,921
	Absentee	19,861	6,310	13,289	45	39,505
Total		51,194	18,059	33,046	127	102,426



IOWA SECRETARY OF STATE
2024 General Election CANVASS SUMMARY
District 1B Judge - Kellyann Lekar

		Yes	No	Under Votes	Over Votes	Total
Black Hawk	Election Day	18,144	6,617	13,485	28	38,274
	Absentee	13,362	3,689	7,937	17	25,005
	Total	31,506	10,306	21,422	45	63,279
Buchanan	Election Day	3,542	1,571	1,877	1	6,991
	Absentee	1,858	822	1,185	0	3,865
	Total	5,400	2,393	3,062	1	10,856
Chickasaw	Election Day	1,618	672	744	0	3,034
	Absentee	1,244	520	1,479	0	3,243
	Total	2,862	1,192	2,223	0	6,277
Fayette	Election Day	3,358	1,587	1,786	4	6,735
	Absentee	1,350	587	1,251	5	3,193
	Total	4,708	2,174	3,037	9	9,928
Grundy	Election Day	2,526	845	1,382	3	4,756
	Absentee	1,086	296	1,062	2	2,446
	Total	3,612	1,141	2,444	5	7,202
Howard	Election Day	1,642	728	760	1	3,131
	Absentee	889	345	518	1	1,753
	Total	2,531	1,073	1,278	2	4,884
TOTAL	Election Day	30,830	12,020	20,034	37	62,921
	Absentee	19,789	6,259	13,432	25	39,505
Total		50,619	18,279	33,466	62	102,426



IOWA SECRETARY OF STATE
2024 General Election CANVASS SUMMARY
District 1B Judge - David F. Staudt

		Yes	No	Under Votes	Over Votes	Total
Black Hawk	Election Day	17,548	7,070	13,629	27	38,274
	Absentee	12,722	4,160	8,104	19	25,005
	Total	30,270	11,230	21,733	46	63,279
Buchanan	Election Day	3,454	1,605	1,930	2	6,991
	Absentee	1,734	909	1,222	0	3,865
	Total	5,188	2,514	3,152	2	10,856
Chickasaw	Election Day	1,701	612	721	0	3,034
	Absentee	1,268	533	1,442	0	3,243
	Total	2,969	1,145	2,163	0	6,277
Fayette	Election Day	3,334	1,607	1,794	0	6,735
	Absentee	1,270	655	1,268	0	3,193
	Total	4,604	2,262	3,062	0	9,928
Grundy	Election Day	2,531	826	1,397	2	4,756
	Absentee	1,046	317	1,079	4	2,446
	Total	3,577	1,143	2,476	6	7,202
Howard	Election Day	1,601	758	771	1	3,131
	Absentee	837	374	541	1	1,753
	Total	2,438	1,132	1,312	2	4,884
TOTAL	Election Day	30,169	12,478	20,242	32	62,921
	Absentee	18,877	6,948	13,656	24	39,505
	Total	49,046	19,426	33,898	56	102,426



IOWA SECRETARY OF STATE
2024 General Election CANVASS SUMMARY
District 1B Judge - John James Sullivan

		Yes	No	Under Votes	Over Votes	Total
Black Hawk	Election Day	17,552	6,967	13,747	8	38,274
	Absentee	12,277	4,507	8,210	11	25,005
	Total	29,829	11,474	21,957	19	63,279
Buchanan	Election Day	3,587	1,506	1,897	1	6,991
	Absentee	1,800	859	1,205	1	3,865
	Total	5,387	2,365	3,102	2	10,856
Chickasaw	Election Day	1,686	614	734	0	3,034
	Absentee	1,257	523	1,460	3	3,243
	Total	2,943	1,137	2,194	3	6,277
Fayette	Election Day	3,666	1,402	1,659	8	6,735
	Absentee	1,395	613	1,182	3	3,193
	Total	5,061	2,015	2,841	11	9,928
Grundy	Election Day	2,589	764	1,403	0	4,756
	Absentee	1,063	310	1,073	0	2,446
	Total	3,652	1,074	2,476	0	7,202
Howard	Election Day	1,682	689	757	3	3,131
	Absentee	851	357	543	2	1,753
	Total	2,533	1,046	1,300	5	4,884
TOTAL	Election Day	30,762	11,942	20,197	20	62,921
	Absentee	18,643	7,169	13,673	20	39,505
Total		49,405	19,111	33,870	40	102,426



IOWA SECRETARY OF STATE

2024 General Election CANVASS SUMMARY

District 1B Associate Judge - Brook K. Jacobsen

		Yes	No	Under Votes	Over Votes	Total
Black Hawk	Election Day	18,748	5,919	13,573	34	38,274
	Absentee	13,324	3,545	8,101	35	25,005
	Total	32,072	9,464	21,674	69	63,279
Buchanan	Election Day	3,592	1,471	1,926	2	6,991
	Absentee	1,800	849	1,216	0	3,865
	Total	5,392	2,320	3,142	2	10,856
Chickasaw	Election Day	1,707	585	742	0	3,034
	Absentee	1,295	479	1,469	0	3,243
	Total	3,002	1,064	2,211	0	6,277
Fayette	Election Day	3,616	1,345	1,773	1	6,735
	Absentee	1,375	593	1,224	1	3,193
	Total	4,991	1,938	2,997	2	9,928
Grundy	Election Day	2,610	716	1,408	22	4,756
	Absentee	1,088	266	1,075	17	2,446
	Total	3,698	982	2,483	39	7,202
Howard	Election Day	1,696	664	771	0	3,131
	Absentee	896	323	534	0	1,753
	Total	2,592	987	1,305	0	4,884
TOTAL	Election Day	31,969	10,700	20,193	59	62,921
	Absentee	19,778	6,055	13,619	53	39,505
Total		51,747	16,755	33,812	112	102,426



IOWA SECRETARY OF STATE
2024 General Election CANVASS SUMMARY
District 1B Associate Judge - Patrick Wegman

		Yes	No	Under Votes	Over Votes	Total
Black Hawk	Election Day	17,558	6,575	14,133	8	38,274
	Absentee	12,567	3,929	8,501	8	25,005
	Total	30,125	10,504	22,634	16	63,279
Buchanan	Election Day	3,592	1,513	1,883	3	6,991
	Absentee	1,777	880	1,206	2	3,865
	Total	5,369	2,393	3,089	5	10,856
Chickasaw	Election Day	1,843	558	632	1	3,034
	Absentee	1,696	438	1,106	3	3,243
	Total	3,539	996	1,738	4	6,277
Fayette	Election Day	3,396	1,528	1,786	25	6,735
	Absentee	1,327	629	1,229	8	3,193
	Total	4,723	2,157	3,015	33	9,928
Grundy	Election Day	2,577	761	1,417	1	4,756
	Absentee	1,054	307	1,083	2	2,446
	Total	3,631	1,068	2,500	3	7,202
Howard	Election Day	1,707	676	743	5	3,131
	Absentee	883	346	524	0	1,753
	Total	2,590	1,022	1,267	5	4,884
TOTAL	Election Day	30,673	11,611	20,594	43	62,921
	Absentee	19,304	6,529	13,649	23	39,505
Total		49,977	18,140	34,243	66	102,426



IOWA SECRETARY OF STATE
2024 General Election CANVASS SUMMARY
District 2A Judge - Rustin Davenport

		Yes	No	Under Votes	Over Votes	Total
Bremer	Election Day	4,886	1,760	2,288	5	8,939
	Absentee	2,909	1,142	1,676	7	5,734
	Total	7,795	2,902	3,964	12	14,673
Butler	Election Day	3,099	1,038	1,353	1	5,491
	Absentee	1,197	454	960	0	2,611
	Total	4,296	1,492	2,313	1	8,102
Cerro Gordo	Election Day	6,119	3,066	3,888	3	13,076
	Absentee	4,118	1,705	4,192	6	10,021
	Total	10,237	4,771	8,080	9	23,097
Floyd	Election Day	2,577	1,023	1,134	1	4,735
	Absentee	1,477	585	907	0	2,969
	Total	4,054	1,608	2,041	1	7,704
Franklin	Election Day	1,646	589	926	1	3,162
	Absentee	778	278	728	1	1,785
	Total	2,424	867	1,654	2	4,947
Hancock	Election Day	2,222	937	933	2	4,094
	Absentee	981	403	501	0	1,885
	Total	3,203	1,340	1,434	2	5,979
Mitchell	Election Day	2,145	614	711	0	3,470
	Absentee	1,296	411	617	2	2,326
	Total	3,441	1,025	1,328	2	5,796
Winnebago	Election Day	2,262	926	734	1	3,923
	Absentee	923	411	409	2	1,745
	Total	3,185	1,337	1,143	3	5,668
Worth	Election Day	1,655	983	587	1	3,226
	Absentee	563	247	277	0	1,087
	Total	2,218	1,230	864	1	4,313

		Yes	No	Under Votes	Over Votes	Total
TOTAL	Election Day	26,611	10,936	12,554	15	50,116
	Absentee	14,242	5,636	10,267	18	30,163
Total		40,853	16,572	22,821	33	80,279



IOWA SECRETARY OF STATE

2024 General Election CANVASS SUMMARY

District 2A Judge - Blake H. Norman

		Yes	No	Under Votes	Over Votes	Total
Bremer	Election Day	4,987	1,629	2,322	1	8,939
	Absentee	2,978	1,040	1,715	1	5,734
	Total	7,965	2,669	4,037	2	14,673
Butler	Election Day	3,283	874	1,328	6	5,491
	Absentee	1,272	388	948	3	2,611
	Total	4,555	1,262	2,276	9	8,102
Cerro Gordo	Election Day	6,298	2,641	4,137	0	13,076
	Absentee	3,758	1,660	4,602	1	10,021
	Total	10,056	4,301	8,739	1	23,097
Floyd	Election Day	2,624	971	1,133	7	4,735
	Absentee	1,504	552	907	6	2,969
	Total	4,128	1,523	2,040	13	7,704
Franklin	Election Day	1,699	514	949	0	3,162
	Absentee	800	246	739	0	1,785
	Total	2,499	760	1,688	0	4,947
Hancock	Election Day	2,531	687	874	2	4,094
	Absentee	1,128	281	473	3	1,885
	Total	3,659	968	1,347	5	5,979
Mitchell	Election Day	2,173	544	752	1	3,470
	Absentee	1,316	363	647	0	2,326
	Total	3,489	907	1,399	1	5,796
Winnebago	Election Day	2,469	741	712	1	3,923
	Absentee	996	354	394	1	1,745
	Total	3,465	1,095	1,106	2	5,668
Worth	Election Day	1,824	757	644	1	3,226
	Absentee	573	222	292	0	1,087
	Total	2,397	979	936	1	4,313

		Yes	No	Under Votes	Over Votes	Total
TOTAL	Election Day	27,888	9,358	12,851	19	50,116
	Absentee	14,325	5,106	10,717	15	30,163
Total		42,213	14,464	23,568	34	80,279



IOWA SECRETARY OF STATE
2024 General Election CANVASS SUMMARY
District 2A Associate Judge - Elizabeth Batey

		Yes	No	Under Votes	Over Votes	Total
Bremer	Election Day	4,977	1,635	2,327	0	8,939
	Absentee	3,060	952	1,721	1	5,734
	Total	8,037	2,587	4,048	1	14,673
Butler	Election Day	3,164	846	1,481	0	5,491
	Absentee	1,264	362	984	1	2,611
	Total	4,428	1,208	2,465	1	8,102
Cerro Gordo	Election Day	6,423	2,596	4,056	1	13,076
	Absentee	4,040	1,482	4,499	0	10,021
	Total	10,463	4,078	8,555	1	23,097
Floyd	Election Day	2,648	975	1,112	0	4,735
	Absentee	1,553	522	892	2	2,969
	Total	4,201	1,497	2,004	2	7,704
Franklin	Election Day	1,692	543	927	0	3,162
	Absentee	790	273	722	0	1,785
	Total	2,482	816	1,649	0	4,947
Hancock	Election Day	2,328	843	923	0	4,094
	Absentee	1,062	325	498	0	1,885
	Total	3,390	1,168	1,421	0	5,979
Mitchell	Election Day	2,210	553	707	0	3,470
	Absentee	1,366	348	612	0	2,326
	Total	3,576	901	1,319	0	5,796
Winnebago	Election Day	2,392	820	711	0	3,923
	Absentee	983	366	396	0	1,745
	Total	3,375	1,186	1,107	0	5,668
Worth	Election Day	1,864	731	631	0	3,226
	Absentee	590	213	284	0	1,087
	Total	2,454	944	915	0	4,313

		Yes	No	Under Votes	Over Votes	Total
TOTAL	Election Day	27,698	9,542	12,875	1	50,116
	Absentee	14,708	4,843	10,608	4	30,163
Total		42,406	14,385	23,483	5	80,279



IOWA SECRETARY OF STATE

2024 General Election CANVASS SUMMARY

District 2B Judge - Adria Kester

		Yes	No	Under Votes	Over Votes	Total
Boone	Election Day	4,034	1,771	2,657	7	8,469
	Absentee	3,105	1,277	2,663	6	7,051
	Total	7,139	3,048	5,320	13	15,520
Calhoun	Election Day	1,674	593	1,107	0	3,374
	Absentee	653	287	807	0	1,747
	Total	2,327	880	1,914	0	5,121
Carroll	Election Day	2,861	1,104	2,641	0	6,606
	Absentee	1,873	636	2,094	0	4,603
	Total	4,734	1,740	4,735	0	11,209
Greene	Election Day	968	591	992	2	2,553
	Absentee	771	461	1,182	1	2,415
	Total	1,739	1,052	2,174	3	4,968
Hamilton	Election Day	2,176	878	1,235	5	4,294
	Absentee	1,501	621	1,226	1	3,349
	Total	3,677	1,499	2,461	6	7,643
Hardin	Election Day	2,597	1,185	1,702	4	5,488
	Absentee	1,309	596	1,145	0	3,050
	Total	3,906	1,781	2,847	4	8,538
Humboldt	Election Day	1,465	576	990	0	3,031
	Absentee	781	312	1,010	1	2,104
	Total	2,246	888	2,000	1	5,135
Marshall	Election Day	4,063	1,909	3,101	7	9,080
	Absentee	3,510	1,460	3,349	7	8,326
	Total	7,573	3,369	6,450	14	17,406
Pocahontas	Election Day	1,062	428	792	0	2,282
	Absentee	514	230	574	0	1,318
	Total	1,576	658	1,366	0	3,600

		Yes	No	Under Votes	Over Votes	Total
Sac	Election Day	1,836	701	1,342	3	3,882
	Absentee	619	250	747	0	1,616
	Total	2,455	951	2,089	3	5,498
Story	Election Day	14,379	5,831	11,559	60	31,829
	Absentee	8,866	3,514	5,600	9	17,989
	Total	23,245	9,345	17,159	69	49,818
Webster	Election Day	5,810	1,754	2,594	1	10,159
	Absentee	3,510	1,136	2,020	0	6,666
	Total	9,320	2,890	4,614	1	16,825
Wright	Election Day	1,652	722	1,271	1	3,646
	Absentee	899	354	872	1	2,126
	Total	2,551	1,076	2,143	2	5,772
TOTAL	Election Day	44,577	18,043	31,983	90	94,693
	Absentee	27,911	11,134	23,289	26	62,360
Total		72,488	29,177	55,272	116	157,053



IOWA SECRETARY OF STATE

2024 General Election CANVASS SUMMARY

District 2B Judge - Derek Johnson

		Yes	No	Under Votes	Over Votes	Total
Boone	Election Day	4,011	1,711	2,741	6	8,469
	Absentee	2,993	1,328	2,728	2	7,051
	Total	7,004	3,039	5,469	8	15,520
Calhoun	Election Day	1,696	559	1,119	0	3,374
	Absentee	667	286	794	0	1,747
	Total	2,363	845	1,913	0	5,121
Carroll	Election Day	2,994	934	2,678	0	6,606
	Absentee	1,912	562	2,126	3	4,603
	Total	4,906	1,496	4,804	3	11,209
Greene	Election Day	1,007	553	991	2	2,553
	Absentee	744	460	1,210	1	2,415
	Total	1,751	1,013	2,201	3	4,968
Hamilton	Election Day	2,192	863	1,237	2	4,294
	Absentee	1,475	629	1,243	2	3,349
	Total	3,667	1,492	2,480	4	7,643
Hardin	Election Day	2,711	1,079	1,694	4	5,488
	Absentee	1,325	578	1,144	3	3,050
	Total	4,036	1,657	2,838	7	8,538
Humboldt	Election Day	1,595	488	947	1	3,031
	Absentee	830	312	961	1	2,104
	Total	2,425	800	1,908	2	5,135
Marshall	Election Day	4,022	1,829	3,227	2	9,080
	Absentee	3,418	1,436	3,472	0	8,326
	Total	7,440	3,265	6,699	2	17,406
Pocahontas	Election Day	1,127	387	768	0	2,282
	Absentee	538	219	561	0	1,318
	Total	1,665	606	1,329	0	3,600

		Yes	No	Under Votes	Over Votes	Total
Sac	Election Day	1,973	583	1,322	4	3,882
	Absentee	642	237	737	0	1,616
	Total	2,615	820	2,059	4	5,498
Story	Election Day	14,186	5,966	11,677	0	31,829
	Absentee	8,576	3,715	5,696	2	17,989
	Total	22,762	9,681	17,373	2	49,818
Webster	Election Day	6,125	1,619	2,413	2	10,159
	Absentee	3,709	1,074	1,883	0	6,666
	Total	9,834	2,693	4,296	2	16,825
Wright	Election Day	1,776	664	1,205	1	3,646
	Absentee	964	343	819	0	2,126
	Total	2,740	1,007	2,024	1	5,772
TOTAL	Election Day	45,415	17,235	32,019	24	94,693
	Absentee	27,793	11,179	23,374	14	62,360
Total		73,208	28,414	55,393	38	157,053



IOWA SECRETARY OF STATE
2024 General Election CANVASS SUMMARY
District 2B Judge - Kurt John Stoebe

		Yes	No	Under Votes	Over Votes	Total
Boone	Election Day	3,783	1,904	2,779	3	8,469
	Absentee	2,768	1,482	2,798	3	7,051
	Total	6,551	3,386	5,577	6	15,520
Calhoun	Election Day	1,696	579	1,098	1	3,374
	Absentee	696	283	767	1	1,747
	Total	2,392	862	1,865	2	5,121
Carroll	Election Day	3,004	960	2,642	0	6,606
	Absentee	1,918	596	2,088	1	4,603
	Total	4,922	1,556	4,730	1	11,209
Greene	Election Day	939	597	1,015	2	2,553
	Absentee	726	462	1,225	2	2,415
	Total	1,665	1,059	2,240	4	4,968
Hamilton	Election Day	2,177	877	1,239	1	4,294
	Absentee	1,475	631	1,239	4	3,349
	Total	3,652	1,508	2,478	5	7,643
Hardin	Election Day	2,704	1,108	1,673	3	5,488
	Absentee	1,297	616	1,136	1	3,050
	Total	4,001	1,724	2,809	4	8,538
Humboldt	Election Day	1,827	516	686	2	3,031
	Absentee	1,102	344	658	0	2,104
	Total	2,929	860	1,344	2	5,135
Marshall	Election Day	3,883	2,003	3,188	6	9,080
	Absentee	3,382	1,494	3,443	7	8,326
	Total	7,265	3,497	6,631	13	17,406
Pocahontas	Election Day	1,182	372	728	0	2,282
	Absentee	578	219	521	0	1,318
	Total	1,760	591	1,249	0	3,600

		Yes	No	Under Votes	Over Votes	Total
Sac	Election Day	1,885	651	1,343	3	3,882
	Absentee	613	256	745	2	1,616
	Total	2,498	907	2,088	5	5,498
Story	Election Day	13,652	6,515	11,641	21	31,829
	Absentee	8,403	3,919	5,614	53	17,989
	Total	22,055	10,434	17,255	74	49,818
Webster	Election Day	6,157	1,690	2,305	7	10,159
	Absentee	3,860	1,116	1,689	1	6,666
	Total	10,017	2,806	3,994	8	16,825
Wright	Election Day	1,657	754	1,235	0	3,646
	Absentee	896	378	852	0	2,126
	Total	2,553	1,132	2,087	0	5,772
TOTAL	Election Day	44,546	18,526	31,572	49	94,693
	Absentee	27,714	11,796	22,775	75	62,360
Total		72,260	30,322	54,347	124	157,053



IOWA SECRETARY OF STATE
2024 General Election CANVASS SUMMARY
District 2B Associate Judge - Kathryn E. Austin

		Yes	No	Under Votes	Over Votes	Total
Boone	Election Day	3,937	1,744	2,785	3	8,469
	Absentee	3,012	1,248	2,784	7	7,051
	Total	6,949	2,992	5,569	10	15,520
Calhoun	Election Day	1,595	564	1,215	0	3,374
	Absentee	598	295	854	0	1,747
	Total	2,193	859	2,069	0	5,121
Carroll	Election Day	2,940	959	2,707	0	6,606
	Absentee	1,886	560	2,156	1	4,603
	Total	4,826	1,519	4,863	1	11,209
Greene	Election Day	954	583	1,011	5	2,553
	Absentee	723	438	1,253	1	2,415
	Total	1,677	1,021	2,264	6	4,968
Hamilton	Election Day	2,139	868	1,283	4	4,294
	Absentee	1,449	628	1,271	1	3,349
	Total	3,588	1,496	2,554	5	7,643
Hardin	Election Day	2,504	1,096	1,887	1	5,488
	Absentee	1,257	568	1,222	3	3,050
	Total	3,761	1,664	3,109	4	8,538
Humboldt	Election Day	1,525	508	996	2	3,031
	Absentee	788	295	1,019	2	2,104
	Total	2,313	803	2,015	4	5,135
Marshall	Election Day	3,969	1,835	3,273	3	9,080
	Absentee	3,413	1,420	3,491	2	8,326
	Total	7,382	3,255	6,764	5	17,406
Pocahontas	Election Day	1,088	388	805	1	2,282
	Absentee	519	215	584	0	1,318
	Total	1,607	603	1,389	1	3,600

		Yes	No	Under Votes	Over Votes	Total
Sac	Election Day	1,846	669	1,365	2	3,882
	Absentee	603	248	763	2	1,616
	Total	2,449	917	2,128	4	5,498
Story	Election Day	13,991	5,688	12,139	11	31,829
	Absentee	8,655	3,426	5,887	21	17,989
	Total	22,646	9,114	18,026	32	49,818
Webster	Election Day	5,782	1,648	2,727	2	10,159
	Absentee	3,431	1,105	2,129	1	6,666
	Total	9,213	2,753	4,856	3	16,825
Wright	Election Day	1,695	683	1,267	1	3,646
	Absentee	905	349	869	3	2,126
	Total	2,600	1,032	2,136	4	5,772
TOTAL	Election Day	43,965	17,233	33,460	35	94,693
	Absentee	27,239	10,795	24,282	44	62,360
Total		71,204	28,028	57,742	79	157,053



IOWA SECRETARY OF STATE

2024 General Election CANVASS SUMMARY

District 2B Associate Judge - Hans Becker

		Yes	No	Under Votes	Over Votes	Total
Boone	Election Day	3,789	1,859	2,816	5	8,469
	Absentee	2,861	1,367	2,816	7	7,051
	Total	6,650	3,226	5,632	12	15,520
Calhoun	Election Day	1,645	589	1,136	4	3,374
	Absentee	656	275	814	2	1,747
	Total	2,301	864	1,950	6	5,121
Carroll	Election Day	2,781	867	2,958	0	6,606
	Absentee	1,786	519	2,298	0	4,603
	Total	4,567	1,386	5,256	0	11,209
Greene	Election Day	910	612	1,029	2	2,553
	Absentee	691	454	1,268	2	2,415
	Total	1,601	1,066	2,297	4	4,968
Hamilton	Election Day	2,132	895	1,263	4	4,294
	Absentee	1,429	638	1,273	9	3,349
	Total	3,561	1,533	2,536	13	7,643
Hardin	Election Day	2,470	1,114	1,902	2	5,488
	Absentee	1,258	554	1,238	0	3,050
	Total	3,728	1,668	3,140	2	8,538
Humboldt	Election Day	1,519	519	992	1	3,031
	Absentee	781	303	1,019	1	2,104
	Total	2,300	822	2,011	2	5,135
Marshall	Election Day	3,879	1,959	3,238	4	9,080
	Absentee	3,359	1,442	3,518	7	8,326
	Total	7,238	3,401	6,756	11	17,406
Pocahontas	Election Day	1,085	387	810	0	2,282
	Absentee	531	205	582	0	1,318
	Total	1,616	592	1,392	0	3,600

		Yes	No	Under Votes	Over Votes	Total
Sac	Election Day	1,842	665	1,372	3	3,882
	Absentee	608	244	763	1	1,616
	Total	2,450	909	2,135	4	5,498
Story	Election Day	13,586	6,046	12,164	33	31,829
	Absentee	8,349	3,644	5,992	4	17,989
	Total	21,935	9,690	18,156	37	49,818
Webster	Election Day	5,753	1,713	2,688	5	10,159
	Absentee	3,512	1,076	2,078	0	6,666
	Total	9,265	2,789	4,766	5	16,825
Wright	Election Day	1,614	745	1,287	0	3,646
	Absentee	877	366	881	2	2,126
	Total	2,491	1,111	2,168	2	5,772
TOTAL	Election Day	43,005	17,970	33,655	63	94,693
	Absentee	26,698	11,087	24,540	35	62,360
Total		69,703	29,057	58,195	98	157,053



IOWA SECRETARY OF STATE
2024 General Election CANVASS SUMMARY
District 2B Associate Judge - Ashley Beisch

		Yes	No	Under Votes	Over Votes	Total
Boone	Election Day	3,924	1,755	2,781	9	8,469
	Absentee	2,936	1,307	2,803	5	7,051
	Total	6,860	3,062	5,584	14	15,520
Calhoun	Election Day	1,672	576	1,125	1	3,374
	Absentee	656	279	809	3	1,747
	Total	2,328	855	1,934	4	5,121
Carroll	Election Day	3,007	928	2,671	0	6,606
	Absentee	1,963	524	2,116	0	4,603
	Total	4,970	1,452	4,787	0	11,209
Greene	Election Day	970	579	1,004	0	2,553
	Absentee	747	424	1,243	1	2,415
	Total	1,717	1,003	2,247	1	4,968
Hamilton	Election Day	2,156	859	1,274	5	4,294
	Absentee	1,501	574	1,270	4	3,349
	Total	3,657	1,433	2,544	9	7,643
Hardin	Election Day	2,491	1,090	1,904	3	5,488
	Absentee	1,247	562	1,240	1	3,050
	Total	3,738	1,652	3,144	4	8,538
Humboldt	Election Day	1,514	516	997	4	3,031
	Absentee	798	279	1,023	4	2,104
	Total	2,312	795	2,020	8	5,135
Marshall	Election Day	3,976	1,857	3,246	1	9,080
	Absentee	3,424	1,406	3,491	5	8,326
	Total	7,400	3,263	6,737	6	17,406
Pocahontas	Election Day	1,100	384	797	1	2,282
	Absentee	546	203	568	1	1,318
	Total	1,646	587	1,365	2	3,600

		Yes	No	Under Votes	Over Votes	Total
Sac	Election Day	1,862	648	1,371	1	3,882
	Absentee	608	242	766	0	1,616
	Total	2,470	890	2,137	1	5,498
Story	Election Day	14,248	5,378	12,177	26	31,829
	Absentee	8,733	3,266	5,984	6	17,989
	Total	22,981	8,644	18,161	32	49,818
Webster	Election Day	5,828	1,637	2,693	1	10,159
	Absentee	3,495	1,064	2,105	2	6,666
	Total	9,323	2,701	4,798	3	16,825
Wright	Election Day	1,679	681	1,285	1	3,646
	Absentee	906	337	883	0	2,126
	Total	2,585	1,018	2,168	1	5,772
TOTAL	Election Day	44,427	16,888	33,325	53	94,693
	Absentee	27,560	10,467	24,301	32	62,360
Total		71,987	27,355	57,626	85	157,053



IOWA SECRETARY OF STATE
2024 General Election CANVASS SUMMARY
District 2B Associate Judge - Paul G. Crawford

		Yes	No	Under Votes	Over Votes	Total
Boone	Election Day	3,831	1,820	2,805	13	8,469
	Absentee	2,887	1,336	2,825	3	7,051
	Total	6,718	3,156	5,630	16	15,520
Calhoun	Election Day	1,632	599	1,142	1	3,374
	Absentee	632	294	821	0	1,747
	Total	2,264	893	1,963	1	5,121
Carroll	Election Day	2,951	951	2,704	0	6,606
	Absentee	1,863	581	2,156	3	4,603
	Total	4,814	1,532	4,860	3	11,209
Greene	Election Day	949	583	1,020	1	2,553
	Absentee	709	455	1,251	0	2,415
	Total	1,658	1,038	2,271	1	4,968
Hamilton	Election Day	2,147	879	1,268	0	4,294
	Absentee	1,422	641	1,286	0	3,349
	Total	3,569	1,520	2,554	0	7,643
Hardin	Election Day	2,509	1,081	1,897	1	5,488
	Absentee	1,242	573	1,231	4	3,050
	Total	3,751	1,654	3,128	5	8,538
Humboldt	Election Day	1,496	529	1,006	0	3,031
	Absentee	736	322	1,044	2	2,104
	Total	2,232	851	2,050	2	5,135
Marshall	Election Day	4,089	1,853	3,137	1	9,080
	Absentee	3,733	1,355	3,235	3	8,326
	Total	7,822	3,208	6,372	4	17,406
Pocahontas	Election Day	1,076	392	814	0	2,282
	Absentee	520	220	577	1	1,318
	Total	1,596	612	1,391	1	3,600

		Yes	No	Under Votes	Over Votes	Total
Sac	Election Day	1,915	613	1,352	2	3,882
	Absentee	621	235	760	0	1,616
	Total	2,536	848	2,112	2	5,498
Story	Election Day	13,755	5,951	12,115	8	31,829
	Absentee	8,553	3,506	5,913	17	17,989
	Total	22,308	9,457	18,028	25	49,818
Webster	Election Day	5,641	1,749	2,767	2	10,159
	Absentee	3,406	1,098	2,161	1	6,666
	Total	9,047	2,847	4,928	3	16,825
Wright	Election Day	1,625	728	1,293	0	3,646
	Absentee	882	355	887	2	2,126
	Total	2,507	1,083	2,180	2	5,772
TOTAL	Election Day	43,616	17,728	33,320	29	94,693
	Absentee	27,206	10,971	24,147	36	62,360
Total		70,822	28,699	57,467	65	157,053



IOWA SECRETARY OF STATE

2024 General Election CANVASS SUMMARY

District 2B Associate Judge - Joseph B. McCarville

		Yes	No	Under Votes	Over Votes	Total
Boone	Election Day	3,768	1,878	2,813	10	8,469
	Absentee	2,770	1,437	2,835	9	7,051
	Total	6,538	3,315	5,648	19	15,520
Calhoun	Election Day	1,695	601	1,076	2	3,374
	Absentee	704	281	762	0	1,747
	Total	2,399	882	1,838	2	5,121
Carroll	Election Day	2,989	955	2,662	0	6,606
	Absentee	1,952	548	2,101	2	4,603
	Total	4,941	1,503	4,763	2	11,209
Greene	Election Day	910	677	965	1	2,553
	Absentee	685	545	1,184	1	2,415
	Total	1,595	1,222	2,149	2	4,968
Hamilton	Election Day	2,226	836	1,228	4	4,294
	Absentee	1,501	608	1,238	2	3,349
	Total	3,727	1,444	2,466	6	7,643
Hardin	Election Day	2,494	1,083	1,911	0	5,488
	Absentee	1,251	564	1,234	1	3,050
	Total	3,745	1,647	3,145	1	8,538
Humboldt	Election Day	1,598	506	926	1	3,031
	Absentee	826	312	959	7	2,104
	Total	2,424	818	1,885	8	5,135
Marshall	Election Day	3,894	1,915	3,269	2	9,080
	Absentee	3,361	1,440	3,523	2	8,326
	Total	7,255	3,355	6,792	4	17,406
Pocahontas	Election Day	1,107	382	793	0	2,282
	Absentee	535	219	564	0	1,318
	Total	1,642	601	1,357	0	3,600

		Yes	No	Under Votes	Over Votes	Total
Sac	Election Day	1,874	644	1,362	2	3,882
	Absentee	625	242	749	0	1,616
	Total	2,499	886	2,111	2	5,498
Story	Election Day	13,593	6,072	12,106	58	31,829
	Absentee	8,349	3,729	5,900	11	17,989
	Total	21,942	9,801	18,006	69	49,818
Webster	Election Day	6,036	1,704	2,419	0	10,159
	Absentee	3,795	1,089	1,782	0	6,666
	Total	9,831	2,793	4,201	0	16,825
Wright	Election Day	1,653	716	1,277	0	3,646
	Absentee	899	347	880	0	2,126
	Total	2,552	1,063	2,157	0	5,772
TOTAL	Election Day	43,837	17,969	32,807	80	94,693
	Absentee	27,253	11,361	23,711	35	62,360
Total		71,090	29,330	56,518	115	157,053



IOWA SECRETARY OF STATE

2024 General Election CANVASS SUMMARY

District 2B Associate Judge - Hunter Thorpe

		Yes	No	Under Votes	Over Votes	Total
Boone	Election Day	3,891	1,772	2,803	3	8,469
	Absentee	2,826	1,388	2,835	2	7,051
	Total	6,717	3,160	5,638	5	15,520
Calhoun	Election Day	1,578	561	1,214	21	3,374
	Absentee	595	284	856	12	1,747
	Total	2,173	845	2,070	33	5,121
Carroll	Election Day	2,953	945	2,707	1	6,606
	Absentee	1,877	562	2,161	3	4,603
	Total	4,830	1,507	4,868	4	11,209
Greene	Election Day	960	569	1,023	1	2,553
	Absentee	727	428	1,259	1	2,415
	Total	1,687	997	2,282	2	4,968
Hamilton	Election Day	2,169	855	1,264	6	4,294
	Absentee	1,436	623	1,289	1	3,349
	Total	3,605	1,478	2,553	7	7,643
Hardin	Election Day	2,549	1,042	1,887	10	5,488
	Absentee	1,261	562	1,225	2	3,050
	Total	3,810	1,604	3,112	12	8,538
Humboldt	Election Day	1,495	527	1,009	0	3,031
	Absentee	770	297	1,036	1	2,104
	Total	2,265	824	2,045	1	5,135
Marshall	Election Day	3,849	1,919	3,310	2	9,080
	Absentee	3,271	1,475	3,575	5	8,326
	Total	7,120	3,394	6,885	7	17,406
Pocahontas	Election Day	1,072	392	818	0	2,282
	Absentee	508	222	588	0	1,318
	Total	1,580	614	1,406	0	3,600

		Yes	No	Under Votes	Over Votes	Total
Sac	Election Day	1,893	616	1,369	4	3,882
	Absentee	602	247	767	0	1,616
	Total	2,495	863	2,136	4	5,498
Story	Election Day	13,645	6,010	12,158	16	31,829
	Absentee	8,148	3,916	5,921	4	17,989
	Total	21,793	9,926	18,079	20	49,818
Webster	Election Day	5,799	1,672	2,686	2	10,159
	Absentee	3,426	1,126	2,110	4	6,666
	Total	9,225	2,798	4,796	6	16,825
Wright	Election Day	1,638	718	1,290	0	3,646
	Absentee	896	341	889	0	2,126
	Total	2,534	1,059	2,179	0	5,772
TOTAL	Election Day	43,491	17,598	33,538	66	94,693
	Absentee	26,343	11,471	24,511	35	62,360
Total		69,834	29,069	58,049	101	157,053



IOWA SECRETARY OF STATE
2024 General Election CANVASS SUMMARY
District 3B Judge - Robert D. Tiefenthaler

		Yes	No	Under Votes	Over Votes	Total
Crawford	Election Day	2,277	580	1,175	0	4,032
	Absentee	1,271	392	910	0	2,573
	Total	3,548	972	2,085	0	6,605
Ida	Election Day	1,504	399	636	2	2,541
	Absentee	641	172	316	1	1,130
	Total	2,145	571	952	3	3,671
Monona	Election Day	1,752	542	832	2	3,128
	Absentee	700	239	602	0	1,541
	Total	2,452	781	1,434	2	4,669
Plymouth	Election Day	4,915	1,122	2,339	0	8,376
	Absentee	2,423	579	2,705	1	5,708
	Total	7,338	1,701	5,044	1	14,084
Sioux	Election Day	6,285	2,570	4,671	1	13,527
	Absentee	2,533	779	2,280	1	5,593
	Total	8,818	3,349	6,951	2	19,120
Woodbury	Election Day	12,405	3,740	5,986	3	22,134
	Absentee	12,537	3,357	5,212	7	21,113
	Total	24,942	7,097	11,198	10	43,247
TOTAL	Election Day	29,138	8,953	15,639	8	53,738
	Absentee	20,105	5,518	12,025	10	37,658
Total		49,243	14,471	27,664	18	91,396



IOWA SECRETARY OF STATE

2024 General Election CANVASS SUMMARY

District 3B Associate Judge - Stephanie S. Forker Parry

		Yes	No	Under Votes	Over Votes	Total
Crawford	Election Day	2,075	703	1,254	0	4,032
	Absentee	1,172	422	978	1	2,573
	Total	3,247	1,125	2,232	1	6,605
Ida	Election Day	1,285	539	717	0	2,541
	Absentee	579	195	355	1	1,130
	Total	1,864	734	1,072	1	3,671
Monona	Election Day	1,606	628	891	3	3,128
	Absentee	645	257	639	0	1,541
	Total	2,251	885	1,530	3	4,669
Plymouth	Election Day	4,458	1,336	2,582	0	8,376
	Absentee	2,160	613	2,934	1	5,708
	Total	6,618	1,949	5,516	1	14,084
Sioux	Election Day	5,702	2,874	4,926	25	13,527
	Absentee	2,267	849	2,447	30	5,593
	Total	7,969	3,723	7,373	55	19,120
Woodbury	Election Day	11,274	4,002	6,856	2	22,134
	Absentee	11,524	3,359	6,229	1	21,113
	Total	22,798	7,361	13,085	3	43,247
TOTAL	Election Day	26,400	10,082	17,226	30	53,738
	Absentee	18,347	5,695	13,582	34	37,658
Total		44,747	15,777	30,808	64	91,396



IOWA SECRETARY OF STATE
2024 General Election CANVASS SUMMARY
District 3B Associate Judge - Jessica R. Noll

		Yes	No	Under Votes	Over Votes	Total
Crawford	Election Day	2,093	679	1,260	0	4,032
	Absentee	1,201	398	973	1	2,573
	Total	3,294	1,077	2,233	1	6,605
Ida	Election Day	1,433	426	681	1	2,541
	Absentee	621	164	345	0	1,130
	Total	2,054	590	1,026	1	3,671
Monona	Election Day	1,634	596	898	0	3,128
	Absentee	654	249	638	0	1,541
	Total	2,288	845	1,536	0	4,669
Plymouth	Election Day	4,962	1,072	2,339	3	8,376
	Absentee	2,439	509	2,758	2	5,708
	Total	7,401	1,581	5,097	5	14,084
Sioux	Election Day	7,476	1,280	4,768	3	13,527
	Absentee	2,792	414	2,384	3	5,593
	Total	10,268	1,694	7,152	6	19,120
Woodbury	Election Day	11,828	3,739	6,558	9	22,134
	Absentee	11,893	3,226	5,983	11	21,113
	Total	23,721	6,965	12,541	20	43,247
TOTAL	Election Day	29,426	7,792	16,504	16	53,738
	Absentee	19,600	4,960	13,081	17	37,658
Total		49,026	12,752	29,585	33	91,396



IOWA SECRETARY OF STATE
2024 General Election CANVASS SUMMARY
District 4 Judge - Jennifer Benson Bahr

		Yes	No	Under Votes	Over Votes	Total
Audubon	Election Day	730	305	827	2	1,864
	Absentee	437	204	781	0	1,422
	Total	1,167	509	1,608	2	3,286
Cass	Election Day	1,743	1,012	1,544	3	4,302
	Absentee	1,015	544	1,429	2	2,990
	Total	2,758	1,556	2,973	5	7,292
Fremont	Election Day	1,254	604	637	0	2,495
	Absentee	608	323	387	1	1,319
	Total	1,862	927	1,024	1	3,814
Harrison	Election Day	2,821	1,367	1,419	2	5,609
	Absentee	1,094	543	767	2	2,406
	Total	3,915	1,910	2,186	4	8,015
Mills	Election Day	2,438	980	1,445	3	4,866
	Absentee	1,542	596	1,321	4	3,463
	Total	3,980	1,576	2,766	7	8,329
Montgomery	Election Day	1,536	659	813	0	3,008
	Absentee	1,040	387	669	1	2,097
	Total	2,576	1,046	1,482	1	5,105
Page	Election Day	2,496	931	1,144	1	4,572
	Absentee	1,204	484	1,155	4	2,847
	Total	3,700	1,415	2,299	5	7,419
Pottawattamie	Election Day	15,478	6,214	7,126	2	28,820
	Absentee	8,183	3,343	4,414	6	15,946
	Total	23,661	9,557	11,540	8	44,766
Shelby	Election Day	1,523	545	1,425	0	3,493
	Absentee	1,237	399	1,412	2	3,050
	Total	2,760	944	2,837	2	6,543

		Yes	No	Under Votes	Over Votes	Total
TOTAL	Election Day	30,019	12,617	16,380	13	59,029
	Absentee	16,360	6,823	12,335	22	35,540
Total		46,379	19,440	28,715	35	94,569



IOWA SECRETARY OF STATE
2024 General Election CANVASS SUMMARY
District 4 Judge - Eric John Nelson

		Yes	No	Under Votes	Over Votes	Total
Audubon	Election Day	721	309	832	2	1,864
	Absentee	438	198	784	2	1,422
	Total	1,159	507	1,616	4	3,286
Cass	Election Day	1,771	970	1,558	3	4,302
	Absentee	1,019	550	1,419	2	2,990
	Total	2,790	1,520	2,977	5	7,292
Fremont	Election Day	1,226	613	654	2	2,495
	Absentee	599	321	399	0	1,319
	Total	1,825	934	1,053	2	3,814
Harrison	Election Day	2,853	1,328	1,427	1	5,609
	Absentee	1,082	549	772	3	2,406
	Total	3,935	1,877	2,199	4	8,015
Mills	Election Day	2,395	1,020	1,447	4	4,866
	Absentee	1,482	636	1,342	3	3,463
	Total	3,877	1,656	2,789	7	8,329
Montgomery	Election Day	1,584	636	787	1	3,008
	Absentee	1,078	373	645	1	2,097
	Total	2,662	1,009	1,432	2	5,105
Page	Election Day	2,472	940	1,160	0	4,572
	Absentee	1,199	476	1,172	0	2,847
	Total	3,671	1,416	2,332	0	7,419
Pottawattamie	Election Day	15,431	6,327	7,029	33	28,820
	Absentee	8,090	3,518	4,323	15	15,946
	Total	23,521	9,845	11,352	48	44,766
Shelby	Election Day	1,487	561	1,445	0	3,493
	Absentee	1,213	392	1,444	1	3,050
	Total	2,700	953	2,889	1	6,543

		Yes	No	Under Votes	Over Votes	Total
TOTAL	Election Day	29,940	12,704	16,339	46	59,029
	Absentee	16,200	7,013	12,300	27	35,540
Total		46,140	19,717	28,639	73	94,569



IOWA SECRETARY OF STATE

2024 General Election CANVASS SUMMARY

District 4 Associate Judge - David W. Brooks

		Yes	No	Under Votes	Over Votes	Total
Audubon	Election Day	720	315	829	0	1,864
	Absentee	422	215	785	0	1,422
	Total	1,142	530	1,614	0	3,286
Cass	Election Day	1,812	946	1,544	0	4,302
	Absentee	1,007	545	1,437	1	2,990
	Total	2,819	1,491	2,981	1	7,292
Fremont	Election Day	1,285	586	624	0	2,495
	Absentee	605	325	388	1	1,319
	Total	1,890	911	1,012	1	3,814
Harrison	Election Day	2,855	1,317	1,437	0	5,609
	Absentee	1,061	559	786	0	2,406
	Total	3,916	1,876	2,223	0	8,015
Mills	Election Day	2,449	970	1,445	2	4,866
	Absentee	1,491	624	1,348	0	3,463
	Total	3,940	1,594	2,793	2	8,329
Montgomery	Election Day	1,576	614	818	0	3,008
	Absentee	1,038	380	678	1	2,097
	Total	2,614	994	1,496	1	5,105
Page	Election Day	2,549	893	1,130	0	4,572
	Absentee	1,197	488	1,162	0	2,847
	Total	3,746	1,381	2,292	0	7,419
Pottawattamie	Election Day	15,500	6,235	7,081	4	28,820
	Absentee	7,973	3,552	4,419	2	15,946
	Total	23,473	9,787	11,500	6	44,766
Shelby	Election Day	1,521	533	1,439	0	3,493
	Absentee	1,190	409	1,451	0	3,050
	Total	2,711	942	2,890	0	6,543

		Yes	No	Under Votes	Over Votes	Total
TOTAL	Election Day	30,267	12,409	16,347	6	59,029
	Absentee	15,984	7,097	12,454	5	35,540
Total		46,251	19,506	28,801	11	94,569



IOWA SECRETARY OF STATE

2024 General Election CANVASS SUMMARY

District 5A Judge - David Faith

		Yes	No	Under Votes	Over Votes	Total
Dallas	Election Day	17,239	6,602	13,565	55	37,461
	Absentee	11,660	4,841	9,326	42	25,869
	Total	28,899	11,443	22,891	97	63,330
Guthrie	Election Day	1,980	984	1,089	0	4,053
	Absentee	1,148	601	803	1	2,553
	Total	3,128	1,585	1,892	1	6,606
Jasper	Election Day	6,245	2,795	3,087	7	12,134
	Absentee	3,334	1,562	3,273	3	8,172
	Total	9,579	4,357	6,360	10	20,306
Madison	Election Day	2,789	1,180	1,881	1	5,851
	Absentee	1,565	835	1,865	1	4,266
	Total	4,354	2,015	3,746	2	10,117
Marion	Election Day	6,453	2,317	3,794	0	12,564
	Absentee	3,023	1,156	2,912	6	7,097
	Total	9,476	3,473	6,706	6	19,661
Warren	Election Day	9,057	4,279	6,217	1	19,554
	Absentee	6,135	2,814	4,616	4	13,569
	Total	15,192	7,093	10,833	5	33,123
TOTAL	Election Day	43,763	18,157	29,633	64	91,617
	Absentee	26,865	11,809	22,795	57	61,526
	Total	70,628	29,966	52,428	121	153,143



IOWA SECRETARY OF STATE

2024 General Election CANVASS SUMMARY

District 5A Judge - Bradley McCall

		Yes	No	Under Votes	Over Votes	Total
Dallas	Election Day	16,595	7,060	13,793	13	37,461
	Absentee	11,698	4,716	9,436	19	25,869
	Total	28,293	11,776	23,229	32	63,330
Guthrie	Election Day	1,990	991	1,067	5	4,053
	Absentee	1,122	639	791	1	2,553
	Total	3,112	1,630	1,858	6	6,606
Jasper	Election Day	6,537	2,813	2,780	4	12,134
	Absentee	4,009	1,478	2,683	2	8,172
	Total	10,546	4,291	5,463	6	20,306
Madison	Election Day	2,561	1,362	1,927	1	5,851
	Absentee	1,416	954	1,889	7	4,266
	Total	3,977	2,316	3,816	8	10,117
Marion	Election Day	6,014	2,733	3,817	0	12,564
	Absentee	2,803	1,358	2,929	7	7,097
	Total	8,817	4,091	6,746	7	19,661
Warren	Election Day	8,861	4,522	6,166	5	19,554
	Absentee	5,912	3,094	4,554	9	13,569
	Total	14,773	7,616	10,720	14	33,123
TOTAL	Election Day	42,558	19,481	29,550	28	91,617
	Absentee	26,960	12,239	22,282	45	61,526
	Total	69,518	31,720	51,832	73	153,143



IOWA SECRETARY OF STATE

2024 General Election CANVASS SUMMARY

District 5A Judge - Terry R. Rickers

		Yes	No	Under Votes	Over Votes	Total
Dallas	Election Day	16,658	6,914	13,867	22	37,461
	Absentee	11,886	4,505	9,460	18	25,869
	Total	28,544	11,419	23,327	40	63,330
Guthrie	Election Day	1,937	1,017	1,098	1	4,053
	Absentee	1,122	623	807	1	2,553
	Total	3,059	1,640	1,905	2	6,606
Jasper	Election Day	6,712	2,716	2,695	11	12,134
	Absentee	4,143	1,417	2,602	10	8,172
	Total	10,855	4,133	5,297	21	20,306
Madison	Election Day	2,746	1,221	1,883	1	5,851
	Absentee	1,528	860	1,876	2	4,266
	Total	4,274	2,081	3,759	3	10,117
Marion	Election Day	6,150	2,575	3,837	2	12,564
	Absentee	2,943	1,204	2,943	7	7,097
	Total	9,093	3,779	6,780	9	19,661
Warren	Election Day	8,947	4,339	6,267	1	19,554
	Absentee	6,197	2,752	4,618	2	13,569
	Total	15,144	7,091	10,885	3	33,123
TOTAL	Election Day	43,150	18,782	29,647	38	91,617
	Absentee	27,819	11,361	22,306	40	61,526
	Total	70,969	30,143	51,953	78	153,143



IOWA SECRETARY OF STATE
2024 General Election CANVASS SUMMARY
District 5A Judge - Charles Sinnard

		Yes	No	Under Votes	Over Votes	Total
Dallas	Election Day	16,486	6,931	14,036	8	37,461
	Absentee	11,495	4,830	9,540	4	25,869
	Total	27,981	11,761	23,576	12	63,330
Guthrie	Election Day	1,881	1,066	1,106	0	4,053
	Absentee	1,111	635	807	0	2,553
	Total	2,992	1,701	1,913	0	6,606
Jasper	Election Day	6,134	2,926	3,066	8	12,134
	Absentee	3,317	1,585	3,265	5	8,172
	Total	9,451	4,511	6,331	13	20,306
Madison	Election Day	2,751	1,221	1,879	0	5,851
	Absentee	1,545	850	1,866	5	4,266
	Total	4,296	2,071	3,745	5	10,117
Marion	Election Day	6,261	2,464	3,838	1	12,564
	Absentee	2,989	1,160	2,945	3	7,097
	Total	9,250	3,624	6,783	4	19,661
Warren	Election Day	8,891	4,380	6,282	1	19,554
	Absentee	6,041	2,873	4,650	5	13,569
	Total	14,932	7,253	10,932	6	33,123
TOTAL	Election Day	42,404	18,988	30,207	18	91,617
	Absentee	26,498	11,933	23,073	22	61,526
	Total	68,902	30,921	53,280	40	153,143



IOWA SECRETARY OF STATE
2024 General Election CANVASS SUMMARY
District 5A Associate Judge - Virginia Cobb

		Yes	No	Under Votes	Over Votes	Total
Dallas	Election Day	17,596	6,267	13,555	43	37,461
	Absentee	12,376	4,180	9,274	39	25,869
	Total	29,972	10,447	22,829	82	63,330
Guthrie	Election Day	1,929	1,035	1,088	1	4,053
	Absentee	1,123	624	806	0	2,553
	Total	3,052	1,659	1,894	1	6,606
Jasper	Election Day	6,307	2,826	2,991	10	12,134
	Absentee	3,513	1,487	3,170	2	8,172
	Total	9,820	4,313	6,161	12	20,306
Madison	Election Day	2,760	1,209	1,882	0	5,851
	Absentee	1,558	852	1,855	1	4,266
	Total	4,318	2,061	3,737	1	10,117
Marion	Election Day	6,261	2,501	3,800	2	12,564
	Absentee	3,008	1,149	2,934	6	7,097
	Total	9,269	3,650	6,734	8	19,661
Warren	Election Day	8,964	4,191	6,398	1	19,554
	Absentee	6,197	2,618	4,751	3	13,569
	Total	15,161	6,809	11,149	4	33,123
TOTAL	Election Day	43,817	18,029	29,714	57	91,617
	Absentee	27,775	10,910	22,790	51	61,526
	Total	71,592	28,939	52,504	108	153,143



IOWA SECRETARY OF STATE
2024 General Election CANVASS SUMMARY
District 5A Associate Judge - Kevin Parker

		Yes	No	Under Votes	Over Votes	Total
Dallas	Election Day	16,731	6,656	14,066	8	37,461
	Absentee	11,877	4,336	9,648	8	25,869
	Total	28,608	10,992	23,714	16	63,330
Guthrie	Election Day	2,000	979	1,070	4	4,053
	Absentee	1,167	591	794	1	2,553
	Total	3,167	1,570	1,864	5	6,606
Jasper	Election Day	6,290	2,830	3,012	2	12,134
	Absentee	3,453	1,501	3,216	2	8,172
	Total	9,743	4,331	6,228	4	20,306
Madison	Election Day	2,632	1,327	1,892	0	5,851
	Absentee	1,498	892	1,874	2	4,266
	Total	4,130	2,219	3,766	2	10,117
Marion	Election Day	6,111	2,622	3,830	1	12,564
	Absentee	2,834	1,303	2,959	1	7,097
	Total	8,945	3,925	6,789	2	19,661
Warren	Election Day	9,410	4,189	5,941	14	19,554
	Absentee	6,781	2,733	4,006	49	13,569
	Total	16,191	6,922	9,947	63	33,123
TOTAL	Election Day	43,174	18,603	29,811	29	91,617
	Absentee	27,610	11,356	22,497	63	61,526
	Total	70,784	29,959	52,308	92	153,143



IOWA SECRETARY OF STATE
2024 General Election CANVASS SUMMARY
District 5B Judge - Patrick W. Greenwood

		Yes	No	Under Votes	Over Votes	Total
Adair	Election Day	1,372	485	680	0	2,537
	Absentee	763	269	535	0	1,567
	Total	2,135	754	1,215	0	4,104
Adams	Election Day	704	255	215	0	1,174
	Absentee	527	186	265	1	979
	Total	1,231	441	480	1	2,153
Clarke	Election Day	1,506	627	576	0	2,709
	Absentee	928	397	517	1	1,843
	Total	2,434	1,024	1,093	1	4,552
Decatur	Election Day	1,593	336	446	0	2,375
	Absentee	838	169	372	0	1,379
	Total	2,431	505	818	0	3,754
Lucas	Election Day	1,258	527	699	0	2,484
	Absentee	863	387	942	0	2,192
	Total	2,121	914	1,641	0	4,676
Ringgold	Election Day	843	294	343	0	1,480
	Absentee	643	206	382	0	1,231
	Total	1,486	500	725	0	2,711
Taylor	Election Day	1,134	384	508	1	2,027
	Absentee	479	166	430	0	1,075
	Total	1,613	550	938	1	3,102
Union	Election Day	1,817	664	777	0	3,258
	Absentee	1,239	482	1,061	1	2,783
	Total	3,056	1,146	1,838	1	6,041
Wayne	Election Day	1,058	339	476	0	1,873
	Absentee	650	198	441	0	1,289
	Total	1,708	537	917	0	3,162

		Yes	No	Under Votes	Over Votes	Total
TOTAL	Election Day	11,285	3,911	4,720	1	19,917
	Absentee	6,930	2,460	4,945	3	14,338
	Total	18,215	6,371	9,665	4	34,255



IOWA SECRETARY OF STATE
2024 General Election CANVASS SUMMARY
District 5C Judge - Heather L. Lauber

		Yes	No	Under Votes	Over Votes	Total
Polk	Election Day	73,913	33,898	61,590	58	169,459
	Absentee	39,892	15,521	33,111	84	88,608
	Total	113,805	49,419	94,701	142	258,067
TOTAL	Election Day	73,913	33,898	61,590	58	169,459
	Absentee	39,892	15,521	33,111	84	88,608
	Total	113,805	49,419	94,701	142	258,067



IOWA SECRETARY OF STATE
2024 General Election CANVASS SUMMARY
District 5C Judge - Patrick D. Smith

		Yes	No	Under Votes	Over Votes	Total
Polk	Election Day	69,557	36,304	63,574	24	169,459
	Absentee	36,684	17,804	34,076	44	88,608
	Total	106,241	54,108	97,650	68	258,067
TOTAL	Election Day	69,557	36,304	63,574	24	169,459
	Absentee	36,684	17,804	34,076	44	88,608
	Total	106,241	54,108	97,650	68	258,067



IOWA SECRETARY OF STATE
2024 General Election CANVASS SUMMARY
District 5C Associate Judge - Gregory Brandt

		Yes	No	Under Votes	Over Votes	Total
Polk	Election Day	69,598	37,384	62,419	58	169,459
	Absentee	36,471	18,478	33,597	62	88,608
	Total	106,069	55,862	96,016	120	258,067
TOTAL	Election Day	69,598	37,384	62,419	58	169,459
	Absentee	36,471	18,478	33,597	62	88,608
	Total	106,069	55,862	96,016	120	258,067



IOWA SECRETARY OF STATE
2024 General Election CANVASS SUMMARY
District 5C Associate Judge - Kristen Formanek

		Yes	No	Under Votes	Over Votes	Total
Polk	Election Day	72,330	33,752	63,333	44	169,459
	Absentee	38,890	15,694	33,969	55	88,608
	Total	111,220	49,446	97,302	99	258,067
TOTAL	Election Day	72,330	33,752	63,333	44	169,459
	Absentee	38,890	15,694	33,969	55	88,608
	Total	111,220	49,446	97,302	99	258,067



IOWA SECRETARY OF STATE
2024 General Election CANVASS SUMMARY
District 5C Associate Judge - Becky Goettsch

		Yes	No	Under Votes	Over Votes	Total
Polk	Election Day	71,813	34,302	63,304	40	169,459
	Absentee	39,533	15,048	33,985	42	88,608
	Total	111,346	49,350	97,289	82	258,067
TOTAL	Election Day	71,813	34,302	63,304	40	169,459
	Absentee	39,533	15,048	33,985	42	88,608
	Total	111,346	49,350	97,289	82	258,067



IOWA SECRETARY OF STATE
2024 General Election CANVASS SUMMARY
District 5C Associate Judge - Erik Howe

		Yes	No	Under Votes	Over Votes	Total
Polk	Election Day	69,081	36,440	63,893	45	169,459
	Absentee	37,192	16,996	34,369	51	88,608
	Total	106,273	53,436	98,262	96	258,067
TOTAL	Election Day	69,081	36,440	63,893	45	169,459
	Absentee	37,192	16,996	34,369	51	88,608
	Total	106,273	53,436	98,262	96	258,067



IOWA SECRETARY OF STATE
2024 General Election CANVASS SUMMARY
District 5C Associate Judge - Rachael E. Seymour

		Yes	No	Under Votes	Over Votes	Total
Polk	Election Day	68,891	37,967	62,558	43	169,459
	Absentee	34,336	20,863	33,336	73	88,608
	Total	103,227	58,830	95,894	116	258,067
TOTAL	Election Day	68,891	37,967	62,558	43	169,459
	Absentee	34,336	20,863	33,336	73	88,608
	Total	103,227	58,830	95,894	116	258,067



IOWA SECRETARY OF STATE
2024 General Election CANVASS SUMMARY
District 5C Associate Probate Judge - Katie Raney

		Yes	No	Under Votes	Over Votes	Total
Polk	Election Day	75,346	31,825	62,262	26	169,459
	Absentee	40,314	14,715	33,541	38	88,608
	Total	115,660	46,540	95,803	64	258,067
TOTAL	Election Day	75,346	31,825	62,262	26	169,459
	Absentee	40,314	14,715	33,541	38	88,608
	Total	115,660	46,540	95,803	64	258,067



IOWA SECRETARY OF STATE
2024 General Election CANVASS SUMMARY
District 6 Judge - Andrew B. Chappell

		Yes	No	Under Votes	Over Votes	Total
Benton	Election Day	5,019	2,321	3,263	5	10,608
	Absentee	1,884	730	1,368	3	3,985
	Total	6,903	3,051	4,631	8	14,593
Iowa	Election Day	2,747	1,225	1,847	1	5,820
	Absentee	1,725	747	1,409	3	3,884
	Total	4,472	1,972	3,256	4	9,704
Johnson	Election Day	16,121	7,435	17,836	23	41,415
	Absentee	18,711	7,874	19,086	21	45,692
	Total	34,832	15,309	36,922	44	87,107
Jones	Election Day	3,252	1,371	1,580	5	6,208
	Absentee	2,373	1,054	1,412	7	4,846
	Total	5,625	2,425	2,992	12	11,054
Linn	Election Day	32,626	15,585	23,346	17	71,574
	Absentee	23,996	10,695	17,467	18	52,176
	Total	56,622	26,280	40,813	35	123,750
Tama	Election Day	3,104	1,609	1,740	2	6,455
	Absentee	912	507	808	3	2,230
	Total	4,016	2,116	2,548	5	8,685
TOTAL	Election Day	62,869	29,546	49,612	53	142,080
	Absentee	49,601	21,607	41,550	55	112,813
	Total	112,470	51,153	91,162	108	254,893



IOWA SECRETARY OF STATE
2024 General Election CANVASS SUMMARY
District 6 Judge - David M. Cox

		Yes	No	Under Votes	Over Votes	Total
Benton	Election Day	5,022	2,255	3,324	7	10,608
	Absentee	1,863	733	1,386	3	3,985
	Total	6,885	2,988	4,710	10	14,593
Iowa	Election Day	2,907	1,104	1,804	5	5,820
	Absentee	1,784	716	1,381	3	3,884
	Total	4,691	1,820	3,185	8	9,704
Johnson	Election Day	15,653	7,769	17,984	9	41,415
	Absentee	17,846	8,325	19,494	27	45,692
	Total	33,499	16,094	37,478	36	87,107
Jones	Election Day	3,234	1,369	1,601	4	6,208
	Absentee	2,349	1,051	1,443	3	4,846
	Total	5,583	2,420	3,044	7	11,054
Linn	Election Day	33,977	14,832	22,661	104	71,574
	Absentee	24,481	10,594	16,987	114	52,176
	Total	58,458	25,426	39,648	218	123,750
Tama	Election Day	3,117	1,602	1,734	2	6,455
	Absentee	935	485	810	0	2,230
	Total	4,052	2,087	2,544	2	8,685
TOTAL	Election Day	63,910	28,931	49,108	131	142,080
	Absentee	49,258	21,904	41,501	150	112,813
	Total	113,168	50,835	90,609	281	254,893



IOWA SECRETARY OF STATE

2024 General Election CANVASS SUMMARY

District 6 Judge - Elizabeth Dupuich

		Yes	No	Under Votes	Over Votes	Total
Benton	Election Day	4,998	2,324	3,284	2	10,608
	Absentee	1,887	738	1,358	2	3,985
	Total	6,885	3,062	4,642	4	14,593
Iowa	Election Day	2,801	1,175	1,840	4	5,820
	Absentee	1,741	737	1,404	2	3,884
	Total	4,542	1,912	3,244	6	9,704
Johnson	Election Day	16,925	6,878	17,574	38	41,415
	Absentee	19,369	7,437	18,833	53	45,692
	Total	36,294	14,315	36,407	91	87,107
Jones	Election Day	3,169	1,436	1,603	0	6,208
	Absentee	2,356	1,040	1,450	0	4,846
	Total	5,525	2,476	3,053	0	11,054
Linn	Election Day	33,324	15,196	22,984	70	71,574
	Absentee	24,663	10,283	17,169	61	52,176
	Total	57,987	25,479	40,153	131	123,750
Tama	Election Day	3,185	1,561	1,705	4	6,455
	Absentee	930	504	794	2	2,230
	Total	4,115	2,065	2,499	6	8,685
TOTAL	Election Day	64,402	28,570	48,990	118	142,080
	Absentee	50,946	20,739	41,008	120	112,813
	Total	115,348	49,309	89,998	238	254,893



IOWA SECRETARY OF STATE
2024 General Election CANVASS SUMMARY
District 6 Associate Judge - Joan M. Black

		Yes	No	Under Votes	Over Votes	Total
Benton	Election Day	4,995	2,332	3,272	9	10,608
	Absentee	1,861	756	1,362	6	3,985
	Total	6,856	3,088	4,634	15	14,593
Iowa	Election Day	2,790	1,185	1,843	2	5,820
	Absentee	1,757	736	1,391	0	3,884
	Total	4,547	1,921	3,234	2	9,704
Johnson	Election Day	16,701	6,843	17,861	10	41,415
	Absentee	19,846	6,667	19,151	28	45,692
	Total	36,547	13,510	37,012	38	87,107
Jones	Election Day	3,278	1,323	1,600	7	6,208
	Absentee	2,394	1,013	1,437	2	4,846
	Total	5,672	2,336	3,037	9	11,054
Linn	Election Day	33,354	14,894	23,310	16	71,574
	Absentee	24,840	9,785	17,536	15	52,176
	Total	58,194	24,679	40,846	31	123,750
Tama	Election Day	3,135	1,576	1,744	0	6,455
	Absentee	923	501	806	0	2,230
	Total	4,058	2,077	2,550	0	8,685
TOTAL	Election Day	64,253	28,153	49,630	44	142,080
	Absentee	51,621	19,458	41,683	51	112,813
	Total	115,874	47,611	91,313	95	254,893



IOWA SECRETARY OF STATE

2024 General Election CANVASS SUMMARY

District 6 Associate Judge - Brandon L. Schrock

		Yes	No	Under Votes	Over Votes	Total
Benton	Election Day	5,009	2,277	3,313	9	10,608
	Absentee	1,870	729	1,383	3	3,985
	Total	6,879	3,006	4,696	12	14,593
Iowa	Election Day	2,942	1,115	1,758	5	5,820
	Absentee	1,783	735	1,360	6	3,884
	Total	4,725	1,850	3,118	11	9,704
Johnson	Election Day	16,015	7,491	17,899	10	41,415
	Absentee	18,206	8,063	19,418	5	45,692
	Total	34,221	15,554	37,317	15	87,107
Jones	Election Day	3,223	1,344	1,636	5	6,208
	Absentee	2,344	1,034	1,465	3	4,846
	Total	5,567	2,378	3,101	8	11,054
Linn	Election Day	32,960	15,318	23,091	205	71,574
	Absentee	24,023	10,652	17,310	191	52,176
	Total	56,983	25,970	40,401	396	123,750
Tama	Election Day	3,176	1,546	1,732	1	6,455
	Absentee	923	493	813	1	2,230
	Total	4,099	2,039	2,545	2	8,685
TOTAL	Election Day	63,325	29,091	49,429	235	142,080
	Absentee	49,149	21,706	41,749	209	112,813
	Total	112,474	50,797	91,178	444	254,893



IOWA SECRETARY OF STATE
2024 General Election CANVASS SUMMARY
District 6 Associate Judge - Nicholas Scott

		Yes	No	Under Votes	Over Votes	Total
Benton	Election Day	5,135	2,146	3,327	0	10,608
	Absentee	1,914	689	1,382	0	3,985
	Total	7,049	2,835	4,709	0	14,593
Iowa	Election Day	2,880	1,087	1,851	2	5,820
	Absentee	1,782	679	1,422	1	3,884
	Total	4,662	1,766	3,273	3	9,704
Johnson	Election Day	16,012	7,266	18,117	20	41,415
	Absentee	18,306	7,605	19,764	17	45,692
	Total	34,318	14,871	37,881	37	87,107
Jones	Election Day	3,290	1,288	1,627	3	6,208
	Absentee	2,400	981	1,464	1	4,846
	Total	5,690	2,269	3,091	4	11,054
Linn	Election Day	34,443	13,882	23,172	77	71,574
	Absentee	25,067	9,509	17,497	103	52,176
	Total	59,510	23,391	40,669	180	123,750
Tama	Election Day	3,205	1,512	1,730	8	6,455
	Absentee	935	475	816	4	2,230
	Total	4,140	1,987	2,546	12	8,685
TOTAL	Election Day	64,965	27,181	49,824	110	142,080
	Absentee	50,404	19,938	42,345	126	112,813
	Total	115,369	47,119	92,169	236	254,893



IOWA SECRETARY OF STATE

2024 General Election CANVASS SUMMARY

District 7 Judge - Thomas Reidel

		Yes	No	Under Votes	Over Votes	Total
Cedar	Election Day	3,099	1,215	1,832	1	6,147
	Absentee	2,224	827	1,507	4	4,562
	Total	5,323	2,042	3,339	5	10,709
Clinton	Election Day	6,387	2,808	3,617	3	12,815
	Absentee	5,262	2,296	3,650	3	11,211
	Total	11,649	5,104	7,267	6	24,026
Jackson	Election Day	3,229	1,107	2,417	0	6,753
	Absentee	1,652	544	1,899	1	4,096
	Total	4,881	1,651	4,316	1	10,849
Muscatine	Election Day	7,063	2,330	2,622	6	12,021
	Absentee	4,741	1,392	1,718	1	7,852
	Total	11,804	3,722	4,340	7	19,873
Scott	Election Day	25,703	11,087	10,850	8	47,648
	Absentee	23,120	9,174	10,657	13	42,964
	Total	48,823	20,261	21,507	21	90,612
TOTAL	Election Day	45,481	18,547	21,338	18	85,384
	Absentee	36,999	14,233	19,431	22	70,685
Total		82,480	32,780	40,769	40	156,069



IOWA SECRETARY OF STATE

2024 General Election CANVASS SUMMARY

District 7 Associate Judge - Gary Patrick Strausser

		Yes	No	Under Votes	Over Votes	Total
Cedar	Election Day	3,060	1,219	1,867	1	6,147
	Absentee	2,115	907	1,540	0	4,562
	Total	5,175	2,126	3,407	1	10,709
Clinton	Election Day	6,313	2,860	3,641	1	12,815
	Absentee	5,290	2,350	3,569	2	11,211
	Total	11,603	5,210	7,210	3	24,026
Jackson	Election Day	3,162	1,149	2,442	0	6,753
	Absentee	1,595	564	1,936	1	4,096
	Total	4,757	1,713	4,378	1	10,849
Muscatine	Election Day	6,671	2,496	2,852	2	12,021
	Absentee	4,328	1,551	1,972	1	7,852
	Total	10,999	4,047	4,824	3	19,873
Scott	Election Day	24,726	11,685	11,235	2	47,648
	Absentee	21,106	10,638	11,215	5	42,964
	Total	45,832	22,323	22,450	7	90,612
TOTAL	Election Day	43,932	19,409	22,037	6	85,384
	Absentee	34,434	16,010	20,232	9	70,685
Total		78,366	35,419	42,269	15	156,069



IOWA SECRETARY OF STATE

2024 General Election CANVASS SUMMARY

District 8A Judge - Michael Carpenter

		Yes	No	Under Votes	Over Votes	Total
Appanoose	Election Day	1,911	794	1,139	4	3,848
	Absentee	1,221	471	993	2	2,687
	Total	3,132	1,265	2,132	6	6,535
Davis	Election Day	1,063	574	625	0	2,262
	Absentee	773	411	523	1	1,708
	Total	1,836	985	1,148	1	3,970
Jefferson	Election Day	1,706	776	1,202	0	3,684
	Absentee	1,688	1,420	1,661	1	4,770
	Total	3,394	2,196	2,863	1	8,454
Keokuk	Election Day	1,532	631	1,368	0	3,531
	Absentee	539	246	865	1	1,651
	Total	2,071	877	2,233	1	5,182
Mahaska	Election Day	3,167	1,145	2,061	2	6,375
	Absentee	2,033	766	1,840	3	4,642
	Total	5,200	1,911	3,901	5	11,017
Monroe	Election Day	1,017	451	722	1	2,191
	Absentee	589	399	1,006	0	1,994
	Total	1,606	850	1,728	1	4,185
Poweshiek	Election Day	2,887	1,108	1,858	0	5,853
	Absentee	1,660	677	1,876	3	4,216
	Total	4,547	1,785	3,734	3	10,069
Van Buren	Election Day	1,313	578	604	3	2,498
	Absentee	516	296	343	2	1,157
	Total	1,829	874	947	5	3,655
Wapello	Election Day	4,654	1,630	2,314	4	8,602
	Absentee	3,157	1,066	1,867	5	6,095
	Total	7,811	2,696	4,181	9	14,697

		Yes	No	Under Votes	Over Votes	Total
Washington	Election Day	2,926	1,029	2,049	3	6,007
	Absentee	2,566	947	2,149	4	5,666
	Total	5,492	1,976	4,198	7	11,673
TOTAL	Election Day	22,176	8,716	13,942	17	44,851
	Absentee	14,742	6,699	13,123	22	34,586
	Total	36,918	15,415	27,065	39	79,437



IOWA SECRETARY OF STATE

2024 General Election CANVASS SUMMARY

District 8A Judge - Crystal S. Cronk

		Yes	No	Under Votes	Over Votes	Total
Appanoose	Election Day	1,786	897	1,163	2	3,848
	Absentee	1,157	511	1,017	2	2,687
	Total	2,943	1,408	2,180	4	6,535
Davis	Election Day	1,077	570	611	4	2,262
	Absentee	783	411	514	0	1,708
	Total	1,860	981	1,125	4	3,970
Jefferson	Election Day	1,941	651	1,092	0	3,684
	Absentee	2,541	664	1,563	2	4,770
	Total	4,482	1,315	2,655	2	8,454
Keokuk	Election Day	1,523	692	1,316	0	3,531
	Absentee	589	234	828	0	1,651
	Total	2,112	926	2,144	0	5,182
Mahaska	Election Day	3,148	1,193	2,033	1	6,375
	Absentee	2,118	706	1,815	3	4,642
	Total	5,266	1,899	3,848	4	11,017
Monroe	Election Day	1,005	478	707	1	2,191
	Absentee	578	428	988	0	1,994
	Total	1,583	906	1,695	1	4,185
Poweshiek	Election Day	2,801	1,205	1,846	1	5,853
	Absentee	1,589	762	1,864	1	4,216
	Total	4,390	1,967	3,710	2	10,069
Van Buren	Election Day	1,587	466	442	3	2,498
	Absentee	737	194	226	0	1,157
	Total	2,324	660	668	3	3,655
Wapello	Election Day	4,045	1,955	2,598	4	8,602
	Absentee	2,609	1,284	2,199	3	6,095
	Total	6,654	3,239	4,797	7	14,697

		Yes	No	Under Votes	Over Votes	Total
Washington	Election Day	2,988	1,046	1,972	1	6,007
	Absentee	2,646	918	2,097	5	5,666
	Total	5,634	1,964	4,069	6	11,673
TOTAL	Election Day	21,901	9,153	13,780	17	44,851
	Absentee	15,347	6,112	13,111	16	34,586
	Total	37,248	15,265	26,891	33	79,437



IOWA SECRETARY OF STATE

2024 General Election CANVASS SUMMARY

District 8A Judge - Myron Gookin

		Yes	No	Under Votes	Over Votes	Total
Appanoose	Election Day	1,761	909	1,175	3	3,848
	Absentee	1,153	512	1,021	1	2,687
	Total	2,914	1,421	2,196	4	6,535
Davis	Election Day	1,045	588	627	2	2,262
	Absentee	749	423	534	2	1,708
	Total	1,794	1,011	1,161	4	3,970
Jefferson	Election Day	2,287	544	853	0	3,684
	Absentee	3,118	527	1,124	1	4,770
	Total	5,405	1,071	1,977	1	8,454
Keokuk	Election Day	1,493	696	1,342	0	3,531
	Absentee	576	241	833	1	1,651
	Total	2,069	937	2,175	1	5,182
Mahaska	Election Day	3,002	1,277	2,093	3	6,375
	Absentee	1,971	809	1,859	3	4,642
	Total	4,973	2,086	3,952	6	11,017
Monroe	Election Day	979	490	721	1	2,191
	Absentee	565	418	1,011	0	1,994
	Total	1,544	908	1,732	1	4,185
Poweshiek	Election Day	2,806	1,211	1,836	0	5,853
	Absentee	1,677	690	1,848	1	4,216
	Total	4,483	1,901	3,684	1	10,069
Van Buren	Election Day	1,399	559	540	0	2,498
	Absentee	598	262	297	0	1,157
	Total	1,997	821	837	0	3,655
Wapello	Election Day	4,050	1,982	2,568	2	8,602
	Absentee	2,673	1,242	2,172	8	6,095
	Total	6,723	3,224	4,740	10	14,697

		Yes	No	Under Votes	Over Votes	Total
Washington	Election Day	2,903	1,088	2,015	1	6,007
	Absentee	2,562	936	2,164	4	5,666
	Total	5,465	2,024	4,179	5	11,673
TOTAL	Election Day	21,725	9,344	13,770	12	44,851
	Absentee	15,642	6,060	12,863	21	34,586
	Total	37,367	15,404	26,633	33	79,437



IOWA SECRETARY OF STATE
2024 General Election CANVASS SUMMARY
District 8A Judge - Shawn R. Showers

		Yes	No	Under Votes	Over Votes	Total
Appanoose	Election Day	1,827	837	1,183	1	3,848
	Absentee	1,167	487	1,030	3	2,687
	Total	2,994	1,324	2,213	4	6,535
Davis	Election Day	1,052	578	629	3	2,262
	Absentee	761	410	535	2	1,708
	Total	1,813	988	1,164	5	3,970
Jefferson	Election Day	1,858	687	1,139	0	3,684
	Absentee	2,467	702	1,598	3	4,770
	Total	4,325	1,389	2,737	3	8,454
Keokuk	Election Day	1,529	667	1,333	2	3,531
	Absentee	592	220	839	0	1,651
	Total	2,121	887	2,172	2	5,182
Mahaska	Election Day	3,211	1,104	2,059	1	6,375
	Absentee	2,153	658	1,827	4	4,642
	Total	5,364	1,762	3,886	5	11,017
Monroe	Election Day	1,013	451	723	4	2,191
	Absentee	585	397	1,012	0	1,994
	Total	1,598	848	1,735	4	4,185
Poweshiek	Election Day	2,801	1,194	1,858	0	5,853
	Absentee	1,622	724	1,870	0	4,216
	Total	4,423	1,918	3,728	0	10,069
Van Buren	Election Day	1,299	597	602	0	2,498
	Absentee	525	288	341	3	1,157
	Total	1,824	885	943	3	3,655
Wapello	Election Day	4,131	1,843	2,628	0	8,602
	Absentee	2,661	1,207	2,226	1	6,095
	Total	6,792	3,050	4,854	1	14,697

		Yes	No	Under Votes	Over Votes	Total
Washington	Election Day	3,091	1,009	1,907	0	6,007
	Absentee	2,929	860	1,872	5	5,666
	Total	6,020	1,869	3,779	5	11,673
TOTAL	Election Day	21,812	8,967	14,061	11	44,851
	Absentee	15,462	5,953	13,150	21	34,586
	Total	37,274	14,920	27,211	32	79,437



IOWA SECRETARY OF STATE

2024 General Election CANVASS SUMMARY

District 8A Associate Judge - Daniel Perry Kitchen

		Yes	No	Under Votes	Over Votes	Total
Appanoose	Election Day	1,834	836	1,175	3	3,848
	Absentee	1,178	478	1,027	4	2,687
	Total	3,012	1,314	2,202	7	6,535
Davis	Election Day	1,050	582	630	0	2,262
	Absentee	758	408	542	0	1,708
	Total	1,808	990	1,172	0	3,970
Jefferson	Election Day	1,804	699	1,181	0	3,684
	Absentee	2,419	689	1,656	6	4,770
	Total	4,223	1,388	2,837	6	8,454
Keokuk	Election Day	1,583	634	1,312	2	3,531
	Absentee	581	229	840	1	1,651
	Total	2,164	863	2,152	3	5,182
Mahaska	Election Day	3,099	1,165	2,110	1	6,375
	Absentee	2,090	703	1,846	3	4,642
	Total	5,189	1,868	3,956	4	11,017
Monroe	Election Day	996	462	731	2	2,191
	Absentee	566	411	1,017	0	1,994
	Total	1,562	873	1,748	2	4,185
Poweshiek	Election Day	2,743	1,228	1,880	2	5,853
	Absentee	1,562	765	1,887	2	4,216
	Total	4,305	1,993	3,767	4	10,069
Van Buren	Election Day	1,269	588	641	0	2,498
	Absentee	508	293	356	0	1,157
	Total	1,777	881	997	0	3,655
Wapello	Election Day	4,096	1,838	2,663	5	8,602
	Absentee	2,598	1,217	2,279	1	6,095
	Total	6,694	3,055	4,942	6	14,697

		Yes	No	Under Votes	Over Votes	Total
Washington	Election Day	3,204	964	1,835	4	6,007
	Absentee	3,027	809	1,825	5	5,666
	Total	6,231	1,773	3,660	9	11,673
TOTAL	Election Day	21,678	8,996	14,158	19	44,851
	Absentee	15,287	6,002	13,275	22	34,586
	Total	36,965	14,998	27,433	41	79,437



IOWA SECRETARY OF STATE
2024 General Election CANVASS SUMMARY
District 8A Associate Judge - Richelle Mahaffey

		Yes	No	Under Votes	Over Votes	Total
Appanoose	Election Day	1,800	864	1,178	6	3,848
	Absentee	1,179	483	1,023	2	2,687
	Total	2,979	1,347	2,201	8	6,535
Davis	Election Day	1,043	591	625	3	2,262
	Absentee	764	415	527	2	1,708
	Total	1,807	1,006	1,152	5	3,970
Jefferson	Election Day	1,827	672	1,185	0	3,684
	Absentee	2,477	652	1,639	2	4,770
	Total	4,304	1,324	2,824	2	8,454
Keokuk	Election Day	1,479	689	1,362	1	3,531
	Absentee	528	254	869	0	1,651
	Total	2,007	943	2,231	1	5,182
Mahaska	Election Day	3,057	1,283	2,032	3	6,375
	Absentee	2,014	845	1,781	2	4,642
	Total	5,071	2,128	3,813	5	11,017
Monroe	Election Day	998	481	712	0	2,191
	Absentee	587	402	1,004	1	1,994
	Total	1,585	883	1,716	1	4,185
Poweshiek	Election Day	3,226	1,010	1,615	2	5,853
	Absentee	2,018	583	1,611	4	4,216
	Total	5,244	1,593	3,226	6	10,069
Van Buren	Election Day	1,331	569	595	3	2,498
	Absentee	543	277	337	0	1,157
	Total	1,874	846	932	3	3,655
Wapello	Election Day	4,138	1,798	2,665	1	8,602
	Absentee	2,692	1,148	2,255	0	6,095
	Total	6,830	2,946	4,920	1	14,697

		Yes	No	Under Votes	Over Votes	Total
Washington	Election Day	2,895	1,072	2,039	1	6,007
	Absentee	2,617	874	2,167	8	5,666
	Total	5,512	1,946	4,206	9	11,673
TOTAL	Election Day	21,794	9,029	14,008	20	44,851
	Absentee	15,419	5,933	13,213	21	34,586
	Total	37,213	14,962	27,221	41	79,437



IOWA SECRETARY OF STATE
2024 General Election CANVASS SUMMARY
District 8A Associate Judge - Patrick J. McAvan

		Yes	No	Under Votes	Over Votes	Total
Appanoose	Election Day	1,827	833	1,188	0	3,848
	Absentee	1,167	478	1,042	0	2,687
	Total	2,994	1,311	2,230	0	6,535
Davis	Election Day	1,054	565	641	2	2,262
	Absentee	760	411	536	1	1,708
	Total	1,814	976	1,177	3	3,970
Jefferson	Election Day	2,024	611	1,049	0	3,684
	Absentee	2,678	606	1,480	6	4,770
	Total	4,702	1,217	2,529	6	8,454
Keokuk	Election Day	1,514	651	1,366	0	3,531
	Absentee	556	227	868	0	1,651
	Total	2,070	878	2,234	0	5,182
Mahaska	Election Day	3,178	1,113	2,084	0	6,375
	Absentee	2,125	663	1,849	5	4,642
	Total	5,303	1,776	3,933	5	11,017
Monroe	Election Day	1,009	461	721	0	2,191
	Absentee	583	401	1,009	1	1,994
	Total	1,592	862	1,730	1	4,185
Poweshiek	Election Day	2,768	1,210	1,875	0	5,853
	Absentee	1,599	730	1,886	1	4,216
	Total	4,367	1,940	3,761	1	10,069
Van Buren	Election Day	1,294	581	621	2	2,498
	Absentee	529	277	350	1	1,157
	Total	1,823	858	971	3	3,655
Wapello	Election Day	4,271	1,713	2,610	8	8,602
	Absentee	2,771	1,113	2,199	12	6,095
	Total	7,042	2,826	4,809	20	14,697

		Yes	No	Under Votes	Over Votes	Total
Washington	Election Day	2,927	1,037	2,043	0	6,007
	Absentee	2,566	925	2,174	1	5,666
	Total	5,493	1,962	4,217	1	11,673
TOTAL	Election Day	21,866	8,775	14,198	12	44,851
	Absentee	15,334	5,831	13,393	28	34,586
	Total	37,200	14,606	27,591	40	79,437



IOWA SECRETARY OF STATE
2024 General Election CANVASS SUMMARY
District 8B Judge - Clinton R. Boddicker

		Yes	No	Under Votes	Over Votes	Total
Des Moines	Election Day	4,783	1,826	3,794	5	10,408
	Absentee	3,868	1,508	3,386	1	8,763
	Total	8,651	3,334	7,180	6	19,171
Henry	Election Day	2,164	824	1,318	0	4,306
	Absentee	2,335	942	2,089	1	5,367
	Total	4,499	1,766	3,407	1	9,673
Lee	Election Day	5,154	1,822	1,875	0	8,851
	Absentee	4,141	1,354	1,956	9	7,460
	Total	9,295	3,176	3,831	9	16,311
Louisa	Election Day	1,493	726	833	0	3,052
	Absentee	908	521	693	4	2,126
	Total	2,401	1,247	1,526	4	5,178
TOTAL	Election Day	13,594	5,198	7,820	5	26,617
	Absentee	11,252	4,325	8,124	15	23,716
	Total	24,846	9,523	15,944	20	50,333



IOWA SECRETARY OF STATE
2024 General Election CANVASS SUMMARY
District 8B Judge - Joshua P. Schier

		Yes	No	Under Votes	Over Votes	Total
Des Moines	Election Day	4,912	1,767	3,672	2	10,353
	Absentee	4,068	1,433	3,317	0	8,818
	Total	8,980	3,200	6,989	2	19,171
Henry	Election Day	2,259	755	1,292	0	4,306
	Absentee	2,395	919	2,049	4	5,367
	Total	4,654	1,674	3,341	4	9,673
Lee	Election Day	4,949	1,822	2,079	1	8,851
	Absentee	3,867	1,403	2,185	5	7,460
	Total	8,816	3,225	4,264	6	16,311
Louisa	Election Day	1,508	703	841	0	3,052
	Absentee	915	531	680	0	2,126
	Total	2,423	1,234	1,521	0	5,178
TOTAL	Election Day	13,628	5,047	7,884	3	26,562
	Absentee	11,245	4,286	8,231	9	23,771
	Total	24,873	9,333	16,115	12	50,333



IOWA SECRETARY OF STATE
2024 General Election CANVASS SUMMARY
District 8B Judge - Shane Wiley

		Yes	No	Under Votes	Over Votes	Total
Des Moines	Election Day	4,916	1,724	3,686	5	10,331
	Absentee	4,063	1,421	3,353	3	8,840
	Total	8,979	3,145	7,039	8	19,171
Henry	Election Day	2,232	757	1,316	1	4,306
	Absentee	2,371	904	2,088	4	5,367
	Total	4,603	1,661	3,404	5	9,673
Lee	Election Day	5,105	1,707	2,036	3	8,851
	Absentee	3,952	1,355	2,144	9	7,460
	Total	9,057	3,062	4,180	12	16,311
Louisa	Election Day	1,534	679	839	0	3,052
	Absentee	959	487	680	0	2,126
	Total	2,493	1,166	1,519	0	5,178
TOTAL	Election Day	13,787	4,867	7,877	9	26,540
	Absentee	11,345	4,167	8,265	16	23,793
	Total	25,132	9,034	16,142	25	50,333



IOWA SECRETARY OF STATE
2024 General Election CANVASS SUMMARY
District 8B Judge - John M. Wright

		Yes	No	Under Votes	Over Votes	Total
Des Moines	Election Day	4,826	1,842	3,656	3	10,327
	Absentee	3,949	1,567	3,326	2	8,844
	Total	8,775	3,409	6,982	5	19,171
Henry	Election Day	2,216	798	1,292	0	4,306
	Absentee	2,359	970	2,032	6	5,367
	Total	4,575	1,768	3,324	6	9,673
Lee	Election Day	5,337	1,712	1,800	2	8,851
	Absentee	4,449	1,301	1,707	3	7,460
	Total	9,786	3,013	3,507	5	16,311
Louisa	Election Day	1,591	664	796	1	3,052
	Absentee	953	505	664	4	2,126
	Total	2,544	1,169	1,460	5	5,178
TOTAL	Election Day	13,970	5,016	7,544	6	26,536
	Absentee	11,710	4,343	7,729	15	23,797
	Total	25,680	9,359	15,273	21	50,333



IOWA SECRETARY OF STATE
2024 General Election CANVASS SUMMARY
District 8B Associate Judge - Tyron T. Rogers

		Yes	No	Under Votes	Over Votes	Total
Des Moines	Election Day	4,855	1,793	3,678	4	10,330
	Absentee	4,063	1,430	3,346	2	8,841
	Total	8,918	3,223	7,024	6	19,171
Henry	Election Day	2,242	769	1,293	2	4,306
	Absentee	2,358	937	2,068	4	5,367
	Total	4,600	1,706	3,361	6	9,673
Lee	Election Day	4,819	1,811	2,221	0	8,851
	Absentee	3,763	1,367	2,330	0	7,460
	Total	8,582	3,178	4,551	0	16,311
Louisa	Election Day	1,493	707	852	0	3,052
	Absentee	917	520	687	2	2,126
	Total	2,410	1,227	1,539	2	5,178
TOTAL	Election Day	13,409	5,080	8,044	6	26,539
	Absentee	11,101	4,254	8,431	8	23,794
Total		24,510	9,334	16,475	14	50,333



IOWA SECRETARY OF STATE
2024 General Election CANVASS SUMMARY
District 8B Associate Judge - Jennifer Slocum Bailey

		Yes	No	Under Votes	Over Votes	Total
Des Moines	Election Day	5,394	1,588	3,300	7	10,289
	Absentee	4,645	1,223	3,012	2	8,882
	Total	10,039	2,811	6,312	9	19,171
Henry	Election Day	2,286	729	1,291	0	4,306
	Absentee	2,422	879	2,065	1	5,367
	Total	4,708	1,608	3,356	1	9,673
Lee	Election Day	5,007	1,647	2,164	33	8,851
	Absentee	3,869	1,247	2,306	38	7,460
	Total	8,876	2,894	4,470	71	16,311
Louisa	Election Day	1,595	630	827	0	3,052
	Absentee	1,027	438	661	0	2,126
	Total	2,622	1,068	1,488	0	5,178
TOTAL	Election Day	14,282	4,594	7,582	40	26,498
	Absentee	11,963	3,787	8,044	41	23,835
	Total	26,245	8,381	15,626	81	50,333



IOWA SECRETARY OF STATE
2024 General Election CANVASS SUMMARY
District 8B Associate Judge - Jonathan Michael Stensvaag

		Yes	No	Under Votes	Over Votes	Total
Des Moines	Election Day	4,579	1,921	3,870	2	10,372
	Absentee	3,839	1,464	3,496	0	8,799
	Total	8,418	3,385	7,366	2	19,171
Henry	Election Day	2,189	810	1,307	0	4,306
	Absentee	2,352	940	2,072	3	5,367
	Total	4,541	1,750	3,379	3	9,673
Lee	Election Day	5,115	1,756	1,979	1	8,851
	Absentee	4,002	1,362	2,095	1	7,460
	Total	9,117	3,118	4,074	2	16,311
Louisa	Election Day	1,487	711	854	0	3,052
	Absentee	916	517	693	0	2,126
	Total	2,403	1,228	1,547	0	5,178
TOTAL	Election Day	13,370	5,198	8,010	3	26,581
	Absentee	11,109	4,283	8,356	4	23,752
	Total	24,479	9,481	16,366	7	50,333

**State of IOWA Winner List
2024 General Election**

Race	Winner
President and Vice President	Donald J. Trump and JD Vance
United States Representative District 1	Mariannette Miller-Meeks
United States Representative District 2	Ashley Hinson
United States Representative District 3	Zach Nunn
United States Representative District 4	Randy Feenstra
State Senator District 2	Jeff Taylor
State Senator District 4	Tim Kraayenbrink
State Senator District 6	Jason Schultz
State Senator District 8	Mark Costello
State Senator District 10	Dan Dawson
State Senator District 12	Amy Sinclair
State Senator District 14	Sarah Trone Garriott
State Senator District 16	Claire Celsi
State Senator District 18	Janet Petersen
State Senator District 20	Mike Pike
State Senator District 22	Matt Blake
State Senator District 24	Jesse Green
State Senator District 26	Kara Warme
State Senator District 28	Dennis Guth
State Senator District 30	Doug Campbell
State Senator District 32	Mike Klimesh
State Senator District 34	Dan Zumbach
State Senator District 36	Thomas Townsend
State Senator District 38	Dave Sires
State Senator District 40	Art Staed
State Senator District 42	Charlie McClintock
State Senator District 44	Adrian Dickey
State Senator District 46	Dawn Driscoll
State Senator District 48	Mark S. Lofgren
State Senator District 50	Jeff Reichman

Race	Winner
State Representative District 1	J.D. Scholten
State Representative District 2	Robert Henderson
State Representative District 3	Thomas Jeneary
State Representative District 4	Skyler Wheeler
State Representative District 5	Zachary M. Dieken
State Representative District 6	Megan Jones
State Representative District 7	Mike Sexton
State Representative District 8	Ann Meyer
State Representative District 9	Henry Stone
State Representative District 10	John H. Wills
State Representative District 11	Craig Steven Williams
State Representative District 12	Steven Holt
State Representative District 13	Travis M Sitzmann
State Representative District 14	Jacob Bossman
State Representative District 15	Matt W. Windschitl
State Representative District 16	David Sieck
State Representative District 17	Devon Wood
State Representative District 18	Thomas Jay Moore
State Representative District 19	Brent Siegrist
State Representative District 20	Josh Turek
State Representative District 21	Brooke Boden
State Representative District 22	Samantha Fett
State Representative District 23	Ray Bubba Sorensen
State Representative District 24	Sam Wengryn
State Representative District 25	Hans Wilz
State Representative District 26	Austin Harris
State Representative District 27	Kenan Judge
State Representative District 28	David Young
State Representative District 29	Brian Meyer
State Representative District 30	Megan L. Srinivas
State Representative District 31	Mary Lee Madison
State Representative District 32	Jennifer Konfrst
State Representative District 33	Ruth Ann Gaines

Race	Winner
State Representative District 34	Rob Johnson
State Representative District 35	Sean Bagniewski
State Representative District 36	Austin Baeth
State Representative District 37	Barb Kniff McCulla
State Representative District 38	Jon Dunwell
State Representative District 39	Rick L. Olson
State Representative District 40	Bill Gustoff
State Representative District 41	Ryan Weldon
State Representative District 42	Heather Matson
State Representative District 43	Eddie Andrews
State Representative District 44	Larry McBurney
State Representative District 45	Brian K. Lohse
State Representative District 46	Dan Gehlbach
State Representative District 47	Carter Nordman
State Representative District 48	Chad Behn
State Representative District 49	Beth Wessel-Kroeschell
State Representative District 50	Ross Wilburn
State Representative District 51	Brett Barker
State Representative District 52	David Blom
State Representative District 53	Dean Fisher
State Representative District 54	Joshua Meggers
State Representative District 55	Shannon Latham
State Representative District 56	Mark I. Thompson
State Representative District 57	Pat Grassley
State Representative District 58	Charley Thomson
State Representative District 59	Christian Hermanson
State Representative District 60	Jane E. Bloomingdale
State Representative District 61	Timi Brown-Powers
State Representative District 62	Jerome Amos Jr
State Representative District 63	Michael R. Bergan
State Representative District 64	Jason Gearhart
State Representative District 65	Shannon Lundgren
State Representative District 66	Steven P Bradley

Race	Winner
State Representative District 67	Craig Johnson
State Representative District 68	Chad Ingels
State Representative District 69	Tom Determann
State Representative District 70	Norlin Mommsen
State Representative District 71	Lindsay James
State Representative District 72	Jennifer J. Smith
State Representative District 73	Elizabeth Wilson
State Representative District 74	Eric Gjerde
State Representative District 75	Bob Kressig
State Representative District 76	Derek Wulf
State Representative District 77	Jeff Cooling
State Representative District 78	Sami Scheetz
State Representative District 79	Tracy Ehler
State Representative District 80	Aime J. Wichtendahl
State Representative District 81	Daniel Gosa
State Representative District 82	Bobby Kaufmann
State Representative District 83	Cindy Golding
State Representative District 84	Thomas Gerhold
State Representative District 85	Amy Nielsen
State Representative District 86	Dave Jacoby
State Representative District 87	Jeff Shipley
State Representative District 88	Helena Hayes
State Representative District 89	Elinor A. Levin
State Representative District 90	Adam Zabner
State Representative District 91	Judd Lawler
State Representative District 92	Heather Hora
State Representative District 93	Gary Mohr
State Representative District 94	Mike Vondran
State Representative District 95	Taylor Collins
State Representative District 96	Mark Cisneros
State Representative District 97	Ken Croken
State Representative District 98	Monica Kurth
State Representative District 99	Matthew Rinker

Race	Winner
State Representative District 100	Martin L. Graber
Constitutional Amendment 1	Yes
Constitutional Amendment 2	Yes
Supreme Court Justice - David May	Yes
Court of Appeals Judge - Tyler J. Buller	Yes
Court of Appeals Judge - Mary Elizabeth Chicchelly	Yes
Court of Appeals Judge - Samuel Langholz	Yes
Court of Appeals Judge - Mary Ellen Tabor	Yes
District 1A Judge - Monica Ackley	Yes
District 1A Judge - Thomas A. Bitter	Yes
District 1A Associate Judge - Robert James Richter	Yes
District 1B Judge - Andrea J. Dryer	Yes
District 1B Judge - Kellyann Lekar	Yes
District 1B Judge - David F. Staudt	Yes
District 1B Judge - John James Sullivan	Yes
District 1B Associate Judge - Brook K. Jacobsen	Yes
District 1B Associate Judge - Patrick Wegman	Yes
District 2A Judge - Rustin Davenport	Yes
District 2A Judge - Blake H. Norman	Yes
District 2A Associate Judge - Elizabeth Batey	Yes
District 2B Judge - Adria Kester	Yes
District 2B Judge - Derek Johnson	Yes
District 2B Judge - Kurt John Stoebe	Yes
District 2B Associate Judge - Kathryn E. Austin	Yes
District 2B Associate Judge - Hans Becker	Yes
District 2B Associate Judge - Ashley Beisch	Yes
District 2B Associate Judge - Paul G. Crawford	Yes
District 2B Associate Judge - Joseph B. McCarville	Yes
District 2B Associate Judge - Hunter Thorpe	Yes
District 3B Judge - Robert D. Tiefenthaler	Yes
District 3B Associate Judge - Stephanie S. Forker Parry	Yes
District 3B Associate Judge - Jessica R. Noll	Yes
District 4 Judge - Jennifer Benson Bahr	Yes

Race	Winner
District 4 Judge - Eric John Nelson	Yes
District 4 Associate Judge - David W. Brooks	Yes
District 5A Judge - David Faith	Yes
District 5A Judge - Bradley McCall	Yes
District 5A Judge - Terry R. Rickers	Yes
District 5A Judge - Charles Sinnard	Yes
District 5A Associate Judge - Virginia Cobb	Yes
District 5A Associate Judge - Kevin Parker	Yes
District 5B Judge - Patrick W. Greenwood	Yes
District 5C Judge - Heather L. Lauber	Yes
District 5C Judge - Patrick D. Smith	Yes
District 5C Associate Judge - Gregory Brandt	Yes
District 5C Associate Judge - Kristen Formanek	Yes
District 5C Associate Judge - Becky Goettsch	Yes
District 5C Associate Judge - Erik Howe	Yes
District 5C Associate Judge - Rachael E. Seymour	Yes
District 5C Associate Probate Judge - Katie Ranes	Yes
District 6 Judge - Andrew B. Chappell	Yes
District 6 Judge - David M. Cox	Yes
District 6 Judge - Elizabeth Dupuich	Yes
District 6 Associate Judge - Joan M. Black	Yes
District 6 Associate Judge - Brandon L. Schrock	Yes
District 6 Associate Judge - Nicholas Scott	Yes
District 7 Judge - Thomas Reidel	Yes
District 7 Associate Judge - Gary Patrick Strausser	Yes
District 8A Judge - Michael Carpenter	Yes
District 8A Judge - Crystal S. Cronk	Yes
District 8A Judge - Myron Gookin	Yes
District 8A Judge - Shawn R. Showers	Yes
District 8A Associate Judge - Daniel Perry Kitchen	Yes
District 8A Associate Judge - Richelle Mahaffey	Yes
District 8A Associate Judge - Patrick J. McAvan	Yes
District 8B Judge - Clinton R. Boddicker	Yes

Race	Winner
District 8B Judge - Joshua P. Schier	Yes
District 8B Judge - Shane Wiley	Yes
District 8B Judge - John M. Wright	Yes
District 8B Associate Judge - Tyron T. Rogers	Yes
District 8B Associate Judge - Jennifer Slocum Bailey	Yes
District 8B Associate Judge - Jonathan Michael Stensvaag	Yes

2024 General Election Turnout Report

County	Election Day Voters	Absentee Voters	Total Voters	Active Voters as of 11/5/2024	% Active Voter Turnout	Inactive Voters as of 11/5/2024	% Total Voter Turnout
Adair	2,537	1,567	4,104	4,253	96.49%	1,170	75.67%
Adams	1,174	979	2,153	2,248	95.77%	608	75.38%
Allamakee	4,075	3,335	7,410	7,846	94.44%	2,231	73.53%
Appanoose	3,848	2,687	6,535	6,705	97.46%	2,226	73.17%
Audubon	1,864	1,422	3,286	3,413	96.27%	793	78.12%
Benton	10,608	3,985	14,593	15,108	96.59%	3,665	77.73%
Black Hawk	38,274	25,005	63,279	62,847	100.68%	23,829	73.00%
Boone	8,469	7,051	15,520	15,956	97.26%	4,450	76.05%
Bremer	8,939	5,734	14,673	14,746	99.50%	3,631	79.84%
Buchanan	6,991	3,865	10,856	10,994	98.74%	3,210	76.42%
Buena Vista	4,226	3,367	7,593	7,993	94.99%	4,074	62.92%
Butler	5,491	2,611	8,102	8,146	99.45%	2,119	78.92%
Calhoun	3,374	1,747	5,121	5,391	94.99%	1,345	76.02%
Carroll	6,606	4,603	11,209	11,984	93.53%	3,038	74.61%
Cass	4,302	2,990	7,292	7,394	98.62%	2,261	75.52%
Cedar	6,147	4,562	10,709	10,811	99.05%	2,547	80.16%
Cerro Gordo	13,131	10,021	23,152	23,857	97.04%	7,743	73.26%
Cherokee	3,380	2,763	6,143	6,405	95.90%	1,811	74.76%
Chickasaw	3,034	3,243	6,277	6,577	95.43%	1,729	75.57%
Clarke	2,709	1,843	4,552	4,628	98.35%	1,616	72.90%
Clay	4,563	4,046	8,609	8,982	95.84%	2,813	72.98%

County	Election Day Voters	Absentee Voters	Total Voters	Active Voters as of 11/5/2024	% Active Voter Turnout	Inactive Voters as of 11/5/2024	% Inactive Voter Turnout
Clayton	6,555	2,906	9,461	9,839	96.15%	2,602	76.04%
Clinton	12,815	11,211	24,026	25,430	94.47%	8,827	70.13%
Crawford	4,032	2,573	6,605	6,758	97.73%	3,115	66.89%
Dallas	37,461	25,869	63,330	63,486	99.75%	14,959	80.73%
Davis	2,262	1,708	3,970	4,074	97.44%	1,092	76.84%
Decatur	2,375	1,379	3,754	3,612	103.93%	1,334	75.89%
Delaware	6,667	3,544	10,211	10,241	99.70%	2,245	81.77%
Des Moines	9,996	9,175	19,171	20,237	94.73%	7,815	68.34%
Dickinson	5,006	6,313	11,319	12,065	93.81%	2,874	75.76%
Dubuque	28,731	24,326	53,057	54,526	97.30%	17,185	73.98%
Emmet	3,123	1,708	4,831	4,926	98.07%	1,802	71.80%
Fayette	6,735	3,193	9,928	10,042	98.86%	2,609	78.47%
Floyd	4,735	2,969	7,704	7,957	96.82%	2,812	71.53%
Franklin	3,162	1,785	4,947	4,892	101.12%	1,730	74.70%
Fremont	2,495	1,319	3,814	3,890	98.04%	1,326	73.12%
Greene	2,553	2,415	4,968	5,167	96.14%	1,355	76.17%
Grundy	4,756	2,446	7,202	7,383	97.54%	1,757	78.79%
Guthrie	4,053	2,553	6,606	6,807	97.04%	1,668	77.94%
Hamilton	4,294	3,349	7,643	8,048	94.96%	2,203	74.55%
Hancock	4,094	1,885	5,979	6,014	99.41%	1,836	76.16%
Hardin	5,488	3,050	8,538	8,555	99.80%	2,944	74.24%
Harrison	5,609	2,406	8,015	7,892	101.55%	1,646	84.03%
Henry	4,306	5,367	9,673	9,967	97.05%	3,584	71.38%

County	Election Day Voters	Absentee Voters	Total Voters	Active Voters as of 11/5/2024	% Active Voter Turnout	Inactive Voters as of 11/5/2024	% Inactive Voter Turnout
Howard	3,131	1,753	4,884	5,015	97.38%	1,430	75.77%
Humboldt	3,031	2,104	5,135	5,303	96.83%	1,447	76.07%
Ida	2,541	1,130	3,671	3,761	97.60%	1,135	74.97%
Iowa	5,820	3,884	9,704	9,978	97.25%	2,601	77.14%
Jackson	6,753	4,096	10,849	11,230	96.60%	3,512	73.59%
Jasper	12,134	8,172	20,306	20,678	98.20%	6,301	75.26%
Jefferson	3,684	4,770	8,454	8,650	97.73%	2,826	73.66%
Johnson	41,415	45,692	87,107	87,891	99.10%	27,743	75.32%
Jones	6,208	4,846	11,054	11,243	98.31%	3,050	77.33%
Keokuk	3,531	1,651	5,182	5,207	99.51%	1,557	76.61%
Kossuth	5,181	3,269	8,450	8,683	97.31%	2,332	76.71%
Lee	8,851	7,460	16,311	16,722	97.54%	6,370	70.63%
Linn	71,574	52,176	123,750	125,023	98.98%	39,033	75.43%
Louisa	3,052	2,126	5,178	5,314	97.44%	2,095	69.88%
Lucas	2,484	2,192	4,676	4,814	97.13%	1,366	75.66%
Lyon	4,865	2,181	7,046	7,282	96.75%	1,631	79.05%
Madison	5,851	4,266	10,117	10,173	99.44%	2,499	79.83%
Mahaska	6,375	4,642	11,017	10,587	104.06%	4,124	74.88%
Marion	12,564	7,097	19,661	20,060	98.01%	5,237	77.72%
Marshall	9,080	8,326	17,406	18,037	96.50%	6,799	70.08%
Mills	4,866	3,463	8,329	8,613	96.70%	3,077	71.24%
Mitchell	3,470	2,326	5,796	5,814	99.69%	1,567	78.52%
Monona	3,128	1,541	4,669	4,794	97.39%	1,010	80.44%

County	Election Day Voters	Absentee Voters	Total Voters	Active Voters as of 11/5/2024	% Active Voter Turnout	Inactive Voters as of 11/5/2024	% Inactive Voter Turnout
Monroe	2,191	1,994	4,185	4,279	97.80%	1,116	77.57%
Montgomery	3,008	2,097	5,105	5,111	99.88%	2,195	69.87%
Muscatine	12,021	7,852	19,873	19,906	99.83%	9,297	68.05%
O'Brien	5,514	2,055	7,569	7,600	99.59%	2,159	77.55%
Osceola	2,307	938	3,245	3,209	101.12%	1,027	76.60%
Page	4,572	2,847	7,419	7,858	94.41%	2,705	70.23%
Palo Alto	3,160	1,853	5,013	4,988	100.50%	1,432	78.08%
Plymouth	8,376	5,708	14,084	14,348	98.16%	4,157	76.10%
Pocahontas	2,282	1,318	3,600	3,840	93.75%	1,030	73.92%
Polk	169,459	88,608	258,067	258,796	99.71%	80,911	75.96%
Pottawattamie	28,820	15,946	44,766	46,164	96.97%	19,841	67.82%
Poweshiek	5,853	4,216	10,069	10,649	94.55%	4,007	68.70%
Ringgold	1,480	1,231	2,711	2,778	97.58%	579	80.75%
Sac	3,882	1,616	5,498	5,612	97.96%	1,654	75.66%
Scott	47,648	42,964	90,612	93,391	97.02%	38,368	68.77%
Shelby	3,493	3,050	6,543	6,829	95.81%	1,891	75.03%
Sioux	13,527	5,593	19,120	19,224	99.45%	4,559	80.39%
Story	31,829	17,989	49,818	48,198	103.36%	22,006	70.96%
Tama	6,455	2,230	8,685	8,514	102.00%	2,893	76.13%
Taylor	2,027	1,075	3,102	3,062	101.30%	958	77.16%
Union	3,258	2,783	6,041	6,340	95.28%	2,041	72.07%
Van Buren	2,498	1,157	3,655	3,856	94.78%	1,104	73.68%
Wapello	8,602	6,095	14,697	15,074	97.49%	6,457	68.25%

County	Election Day Voters	Absentee Voters	Total Voters	Active Voters as of 11/5/2024	% Active Voter Turnout	Inactive Voters as of 11/5/2024	% Inactive Voter Turnout
Warren	19,554	13,569	33,123	32,141	103.05%	8,781	80.94%
Washington	6,007	5,666	11,673	12,120	96.31%	3,497	74.74%
Wayne	1,873	1,289	3,162	3,237	97.68%	750	79.30%
Webster	10,159	6,666	16,825	17,686	95.13%	7,169	67.69%
Winnebago	3,923	1,745	5,668	5,851	96.87%	2,108	71.21%
Winneshiek	4,694	7,385	12,079	12,655	95.44%	2,659	78.87%
Woodbury	22,134	21,113	43,247	41,827	103.39%	22,851	66.86%
Worth	3,226	1,087	4,313	4,286	100.62%	1,267	77.66%
Wright	3,646	2,126	5,772	6,045	95.48%	1,896	72.68%
Total	992,112	681,899	1,674,011	1,698,438	98.56%	558,336	74.17%

General Election Turnout Comparison 2020 - 2024

County	2024 General Election			2022 General Election			2020 General Election		
	Total Voters	% Active Voter Turnout	% Total Voter Turnout	Total Voters	% Active Voter Turnout	% Total Voter Turnout	Total Voters	% Active Voter Turnout	% Total Voter Turnout
Adair	4,104	96.49%	75.67%	3,192	67.81%	58.82%	4,205	80.85%	76.86%
Adams	2,153	95.77%	75.38%	1,680	68.68%	59.49%	2,174	80.64%	75.59%
Allamakee	7,410	94.44%	73.53%	5,850	69.45%	59.40%	7,479	78.85%	73.76%
Appanoose	6,535	97.46%	73.17%	4,735	63.69%	53.29%	6,553	78.59%	72.23%
Audubon	3,286	96.27%	78.12%	2,485	67.32%	58.88%	3,455	83.17%	79.63%
Benton	14,593	96.59%	77.73%	11,454	70.52%	61.63%	14,736	83.55%	80.14%
Black Hawk	63,279	100.68%	73.00%	47,514	65.03%	54.40%	66,970	80.31%	74.46%
Boone	15,520	97.26%	76.05%	11,276	65.92%	56.28%	15,423	81.69%	76.71%
Bremer	14,673	99.50%	79.84%	11,153	70.46%	61.56%	14,627	84.60%	80.39%
Buchanan	10,856	98.74%	76.42%	8,311	67.75%	58.54%	10,879	80.32%	76.46%
Buena Vista	7,593	94.99%	62.92%	5,187	53.75%	42.46%	8,266	71.88%	65.54%
Butler	8,102	99.45%	78.92%	6,103	68.21%	59.89%	8,136	82.57%	79.30%
Calhoun	5,121	94.99%	76.02%	4,004	67.78%	59.57%	5,286	80.71%	77.99%
Carroll	11,209	93.53%	74.61%	8,327	64.42%	56.09%	11,421	79.46%	76.72%
Cass	7,292	98.62%	75.52%	5,320	64.98%	55.29%	7,340	79.13%	73.78%
Cedar	10,709	99.05%	80.16%	7,987	69.92%	61.88%	10,762	85.77%	82.26%
Cerro Gordo	23,152	97.04%	73.26%	17,189	64.86%	54.59%	23,927	79.99%	75.24%
Cherokee	6,143	95.90%	74.76%	4,611	65.09%	55.30%	6,542	82.13%	78.12%
Chickasaw	6,277	95.43%	75.57%	5,028	70.06%	60.66%	6,676	81.59%	77.05%
Clarke	4,552	98.35%	72.90%	3,427	66.31%	55.64%	4,698	79.71%	75.25%
Clay	8,609	95.84%	72.98%	6,555	65.05%	55.13%	9,013	79.95%	74.69%
Clayton	9,461	96.15%	76.04%	7,408	68.87%	60.78%	9,638	82.49%	79.01%
Clinton	24,026	94.47%	70.13%	16,985	60.29%	49.99%	24,811	77.54%	72.27%
Crawford	6,605	97.73%	66.89%	4,528	54.59%	44.92%	7,224	74.67%	71.28%
Dallas	63,330	99.75%	80.73%	44,867	70.88%	61.75%	56,268	87.33%	82.42%
Davis	3,970	97.44%	76.84%	3,065	68.38%	59.45%	4,133	83.24%	78.68%
Decatur	3,754	103.93%	75.89%	2,813	67.96%	57.04%	3,827	81.95%	74.31%
Delaware	10,211	99.70%	81.77%	7,688	68.94%	62.20%	10,068	85.08%	81.95%
Des Moines	19,171	94.73%	68.34%	13,592	59.90%	48.87%	20,082	74.52%	69.91%
Dickinson	11,319	93.81%	75.76%	8,326	65.53%	56.85%	11,306	83.18%	77.97%
Dubuque	53,057	97.30%	73.98%	39,191	64.46%	54.96%	54,185	80.97%	75.17%
Emmet	4,831	98.07%	71.80%	3,432	62.94%	50.88%	4,885	77.27%	71.27%
Fayette	9,928	98.86%	78.47%	7,589	69.41%	60.64%	10,249	84.50%	80.56%
Floyd	7,704	96.82%	71.53%	5,798	63.70%	52.12%	8,081	77.07%	71.60%
Franklin	4,947	101.12%	74.70%	3,654	63.44%	54.96%	5,178	81.31%	77.50%
Fremont	3,814	98.04%	73.12%	2,664	62.50%	52.56%	3,889	80.52%	73.71%
Greene	4,968	96.14%	76.17%	3,671	64.98%	56.31%	5,084	79.85%	76.19%
Grundy	7,202	97.54%	78.79%	5,413	66.95%	59.54%	7,313	83.83%	80.65%
Guthrie	6,606	97.04%	77.94%	5,083	69.85%	60.72%	6,400	81.05%	77.39%
Hamilton	7,643	94.96%	74.55%	5,784	66.03%	56.94%	7,980	80.54%	76.85%
Hancock	5,979	99.41%	76.16%	4,422	65.01%	56.64%	6,208	82.02%	78.18%
Hardin	8,538	99.80%	74.24%	6,642	66.57%	56.59%	9,029	79.83%	75.80%

General Election Turnout Comparison 2020 - 2024

County	2024 General Election			2022 General Election			2020 General Election		
	Total Voters	% Active Voter Turnout	% Total Voter Turnout	Total Voters	% Active Voter Turnout	% Total Voter Turnout	Total Voters	% Active Voter Turnout	% Total Voter Turnout
Harrison	8,015	101.55%	84.03%	5,571	65.57%	61.81%	8,192	89.26%	87.50%
Henry	9,673	97.05%	71.38%	7,025	62.36%	49.65%	10,043	78.31%	72.25%
Howard	4,884	97.38%	75.77%	3,408	62.23%	54.26%	4,996	83.02%	78.27%
Humboldt	5,135	96.83%	76.07%	3,906	66.20%	58.27%	5,353	83.80%	79.82%
Ida	3,671	97.60%	74.97%	2,781	65.23%	56.48%	3,870	79.91%	76.98%
Iowa	9,704	97.25%	77.14%	7,533	68.59%	60.28%	9,808	82.50%	78.71%
Jackson	10,849	96.60%	73.59%	7,853	62.70%	53.33%	11,227	78.95%	75.20%
Jasper	20,306	98.20%	75.26%	15,094	65.51%	56.41%	20,289	79.00%	75.98%
Jefferson	8,454	97.73%	73.66%	6,715	68.73%	58.08%	9,009	82.09%	76.62%
Johnson	87,107	99.10%	75.32%	64,023	70.03%	55.95%	84,198	86.00%	73.98%
Jones	11,054	98.31%	77.33%	8,226	66.92%	58.35%	11,058	81.81%	78.40%
Keokuk	5,182	99.51%	76.61%	3,865	66.12%	57.03%	5,338	80.34%	76.91%
Kossuth	8,450	97.31%	76.71%	6,775	68.60%	60.98%	9,139	84.15%	80.07%
Lee	16,311	97.54%	70.63%	11,525	61.45%	50.20%	16,829	76.87%	70.84%
Linn	123,750	98.98%	75.43%	94,129	67.81%	57.88%	128,036	83.86%	79.64%
Louisa	5,178	97.44%	69.88%	3,561	58.73%	48.83%	5,372	76.90%	73.29%
Lucas	4,676	97.13%	75.66%	3,480	66.57%	57.35%	4,648	80.86%	76.50%
Lyon	7,046	96.75%	79.05%	5,026	64.82%	57.93%	6,924	83.24%	79.69%
Madison	10,117	99.44%	79.83%	7,594	69.74%	61.35%	9,853	85.95%	80.80%
Mahaska	11,017	104.06%	74.88%	8,191	65.43%	55.35%	11,458	80.59%	75.39%
Marion	19,661	98.01%	77.72%	14,474	67.34%	58.72%	19,331	83.29%	78.07%
Marshall	17,406	96.50%	70.08%	12,480	61.42%	50.68%	18,271	77.72%	72.72%
Mills	8,329	96.70%	71.24%	5,699	59.37%	50.10%	8,309	78.37%	75.52%
Mitchell	5,796	99.69%	78.52%	4,278	66.61%	57.80%	5,867	83.09%	78.87%
Monona	4,669	97.39%	80.44%	3,368	62.89%	53.69%	4,754	80.89%	74.90%
Monroe	4,185	97.80%	77.57%	2,995	65.10%	56.99%	4,119	83.18%	79.04%
Montgomery	5,105	99.88%	69.87%	3,588	58.72%	48.38%	5,360	76.34%	71.64%
Muscatine	19,873	99.83%	68.05%	13,297	57.12%	45.83%	20,807	75.38%	70.72%
O'Brien	7,569	99.59%	77.55%	5,434	64.82%	55.62%	7,590	80.62%	76.49%
Osceola	3245	101.12%	76.60%	2328	63.69%	55.07%	3347	80.75%	77.41%
Page	7,419	94.41%	70.23%	5,163	58.72%	49.35%	7,573	79.55%	72.35%
Palo Alto	5,013	100.50%	78.08%	3,629	65.75%	57.20%	5,000	81.82%	77.89%
Plymouth	14,084	98.16%	76.10%	9,884	62.44%	54.09%	14,258	81.96%	78.19%
Pocahontas	3,600	93.75%	73.92%	2,877	67.74%	58.19%	3,848	79.73%	74.81%
Polk	258,067	99.71%	75.96%	192,318	67.29%	57.70%	260,033	82.99%	78.56%
Pottawattamie	44,766	96.97%	67.82%	29,186	55.96%	44.95%	45,942	76.20%	69.43%
Poweshiek	10,069	94.55%	68.70%	7,673	65.97%	52.71%	10,198	76.22%	70.19%
Ringgold	2,711	97.58%	80.75%	2,099	71.22%	63.60%	2,745	85.73%	82.14%
Sac	5,498	97.96%	75.66%	3,992	63.33%	55.19%	5,568	80.01%	76.48%
Scott	90,612	97.02%	68.77%	64,012	61.53%	48.28%	93,053	77.31%	69.91%
Shelby	6,543	95.81%	75.03%	4,743	61.40%	54.38%	6,829	82.48%	78.41%
Sioux	19,120	99.45%	80.39%	14,284	68.11%	61.23%	19,158	86.74%	83.19%

General Election Turnout Comparison 2020 - 2024

County	2024 General Election			2022 General Election			2020 General Election		
	Total Voters	% Active Voter Turnout	% Total Voter Turnout	Total Voters	% Active Voter Turnout	% Total Voter Turnout	Total Voters	% Active Voter Turnout	% Total Voter Turnout
Story	49,818	103.36%	70.96%	37,177	68.72%	52.96%	51,253	79.51%	71.23%
Tama	8,685	102.00%	76.13%	6,667	66.84%	57.48%	9,098	81.09%	77.36%
Taylor	3,102	101.30%	77.16%	2,321	65.84%	57.11%	3,270	83.08%	79.35%
Union	6,041	95.28%	72.07%	4,617	65.51%	54.88%	6,211	78.65%	73.17%
Van Buren	3,655	94.78%	73.68%	2,813	66.17%	56.54%	3,804	79.43%	75.57%
Wapello	14,697	97.49%	68.25%	10,603	60.27%	48.96%	15,735	76.22%	70.66%
Warren	33,123	103.05%	80.94%	24,091	69.72%	61.37%	31,241	86.50%	81.99%
Washington	11,673	96.31%	74.74%	8,874	66.34%	57.02%	11,820	80.25%	75.88%
Wayne	3,162	97.68%	79.30%	2,408	69.81%	61.75%	3,132	84.42%	80.62%
Webster	16,825	95.13%	67.69%	12,133	59.53%	48.02%	17,957	74.69%	69.18%
Winnebago	5,668	96.87%	71.21%	4,437	65.38%	55.05%	6,014	80.50%	74.77%
Winneshiek	12,079	95.44%	78.87%	9,748	74.58%	64.46%	12,145	83.94%	77.36%
Woodbury	43,247	103.39%	66.86%	28,849	56.05%	44.88%	45,700	75.95%	69.76%
Worth	4,313	100.62%	77.66%	3,273	66.78%	58.20%	4,436	83.18%	78.24%
Wright	5,772	95.48%	72.68%	4,320	62.55%	53.86%	6,308	80.75%	76.36%
Total	1,674,011	98.56%	74.17%	1,230,416	65.43%	55.06%	1,700,130	81.16%	75.77%

General Election Absentee Comparison 2020 - 2024

County	2024 General Election			2022 General Election			2020 General Election		
	Absentee Voters	Total Voters	% Absentee of Total	Absentee Voters	Total Voters	% Absentee of Total	Absentee Voters	Total Voters	% Absentee of Total
Adair	1,567	4,104	38.18%	943	3,192	29.54%	2,077	4,205	49.39%
Adams	979	2,153	45.47%	538	1,680	32.02%	1,248	2,174	57.41%
Allamakee	3,335	7,410	45.01%	1,915	5,850	32.74%	4,867	7,479	65.08%
Appanoose	2,687	6,535	41.12%	1,319	4,735	27.86%	3,245	6,553	49.52%
Audubon	1,422	3,286	43.27%	739	2,485	29.74%	2,048	3,455	59.28%
Benton	3,985	14,593	27.31%	2,385	11,454	20.82%	6,517	14,736	44.23%
Black Hawk	25,005	63,279	39.52%	14,907	47,514	31.37%	41,163	66,970	61.46%
Boone	7,051	15,520	45.43%	3,924	11,276	34.80%	9,559	15,423	61.98%
Bremer	5,734	14,673	39.08%	3,239	11,153	29.04%	8,422	14,627	57.58%
Buchanan	3,865	10,856	35.60%	2,256	8,311	27.14%	5,604	10,879	51.51%
Buena Vista	3,367	7,593	44.34%	1,555	5,187	29.98%	4,802	8,266	58.09%
Butler	2,611	8,102	32.23%	1,540	6,103	25.23%	4,222	8,136	51.89%
Calhoun	1,747	5,121	34.11%	912	4,004	22.78%	2,538	5,286	48.01%
Carroll	4,603	11,209	41.07%	2,531	8,327	30.40%	6,442	11,421	56.40%
Cass	2,990	7,292	41.00%	1,338	5,320	25.15%	4,282	7,340	58.34%
Cedar	4,562	10,709	42.60%	2,391	7,987	29.94%	6,036	10,762	56.09%
Cerro Gordo	10,021	23,152	43.28%	5,736	17,189	33.37%	14,085	23,927	58.87%
Cherokee	2,763	6,143	44.98%	1,540	4,611	33.40%	4,032	6,542	61.63%
Chickasaw	3,243	6,277	51.66%	2,155	5,028	42.86%	4,322	6,676	64.74%
Clarke	1,843	4,552	40.49%	1,081	3,427	31.54%	2,583	4,698	54.98%
Clay	4,046	8,609	47.00%	2,463	6,555	37.57%	5,693	9,013	63.16%
Clayton	2,906	9,461	30.72%	1,712	7,408	23.11%	4,752	9,638	49.30%
Clinton	11,211	24,026	46.66%	5,806	16,985	34.18%	16,056	24,811	64.71%
Crawford	2,573	6,605	38.96%	1,270	4,528	28.05%	4,199	7,224	58.13%
Dallas	25,869	63,330	40.85%	13,786	44,867	30.73%	34,449	56,268	61.22%
Davis	1,708	3,970	43.02%	898	3,065	29.30%	2,189	4,133	52.96%
Decatur	1,379	3,754	36.73%	725	2,813	25.77%	1,690	3,827	44.16%
Delaware	3,544	10,211	34.71%	2,041	7,688	26.55%	4,862	10,068	48.29%
Des Moines	9,175	19,171	47.86%	4,440	13,592	32.67%	12,821	20,082	63.84%
Dickinson	6,313	11,319	55.77%	3,108	8,326	37.33%	7,915	11,306	70.01%
Dubuque	24,326	53,057	45.85%	13,348	39,191	34.06%	34,516	54,185	63.70%
Emmet	1,708	4,831	35.35%	881	3,432	25.67%	2,632	4,885	53.88%
Fayette	3,193	9,928	32.16%	2,009	7,589	26.47%	5,466	10,249	53.33%
Floyd	2,969	7,704	38.54%	1,699	5,798	29.30%	4,673	8,081	57.83%
Franklin	1,785	4,947	36.08%	949	3,654	25.97%	2,557	5,178	49.38%

General Election Absentee Comparison 2020 - 2024

County	2024 General Election			2022 General Election			2020 General Election		
	Absentee Voters	Total Voters	% Absentee of Total	Absentee Voters	Total Voters	% Absentee of Total	Absentee Voters	Total Voters	% Absentee of Total
Fremont	1,319	3,814	34.58%	610	2,664	22.90%	2,067	3,889	53.15%
Greene	2,415	4,968	48.61%	1,419	3,671	38.65%	3,171	5,084	62.37%
Grundy	2,446	7,202	33.96%	1,078	5,413	19.92%	3,376	7,313	46.16%
Guthrie	2,553	6,606	38.65%	1,483	5,083	29.18%	3,344	6,400	52.25%
Hamilton	3,349	7,643	43.82%	1,874	5,784	32.40%	4,693	7,980	58.81%
Hancock	1,885	5,979	31.53%	985	4,422	22.27%	2,916	6,208	46.97%
Hardin	3,050	8,538	35.72%	1,913	6,642	28.80%	4,908	9,029	54.36%
Harrison	2,406	8,015	30.02%	1,002	5,571	17.99%	4,025	8,192	49.13%
Henry	5,367	9,673	55.48%	2,845	7,025	40.50%	6,413	10,043	63.86%
Howard	1,753	4,884	35.89%	888	3,408	26.06%	2,552	4,996	51.08%
Humboldt	2,104	5,135	40.97%	1,061	3,906	27.16%	2,868	5,353	53.58%
Ida	1,130	3,671	30.78%	573	2,781	20.60%	1,893	3,870	48.91%
Iowa	3,884	9,704	40.02%	1,999	7,533	26.54%	5,581	9,808	56.90%
Jackson	4,096	10,849	37.75%	2,241	7,853	28.54%	6,287	11,227	56.00%
Jasper	8,172	20,306	40.24%	4,275	15,094	28.32%	10,999	20,289	54.21%
Jefferson	4,770	8,454	56.42%	3,126	6,715	46.55%	6,173	9,009	68.52%
Johnson	45,692	87,107	52.46%	25,614	64,023	40.01%	60,934	84,198	72.37%
Jones	4,846	11,054	43.84%	2,379	8,226	28.92%	6,063	11,058	54.83%
Keokuk	1,651	5,182	31.86%	792	3,865	20.49%	2,386	5,338	44.70%
Kossuth	3,269	8,450	38.69%	1,895	6,775	27.97%	5,111	9,139	55.93%
Lee	7,460	16,311	45.74%	3,571	11,525	30.98%	9,922	16,829	58.96%
Linn	52,176	123,750	42.16%	28,700	94,129	30.49%	82,364	128,036	64.33%
Louisa	2,126	5,178	41.06%	882	3,561	24.77%	2,783	5,372	51.81%
Lucas	2,192	4,676	46.88%	1,107	3,480	31.81%	2,621	4,648	56.39%
Lyon	2,181	7,046	30.95%	643	5,026	12.79%	3,378	6,924	48.79%
Madison	4,266	10,117	42.17%	2,391	7,594	31.49%	5,369	9,853	54.49%
Mahaska	4,642	11,017	42.13%	2,242	8,191	27.37%	6,888	11,458	60.12%
Marion	7,097	19,661	36.10%	3,582	14,474	24.75%	10,261	19,331	53.08%
Marshall	8,326	17,406	47.83%	4,473	12,480	35.84%	11,550	18,271	63.21%
Mills	3,463	8,329	41.58%	1,615	5,699	28.34%	5,143	8,309	61.90%
Mitchell	2,326	5,796	40.13%	1,277	4,278	29.85%	3,505	5,867	59.74%
Monona	1,541	4,669	33.00%	722	3,368	21.44%	2,217	4,754	46.63%
Monroe	1,994	4,185	47.65%	990	2,995	33.06%	2,294	4,119	55.69%
Montgomery	2,097	5,105	41.08%	860	3,588	23.97%	2,930	5,360	54.66%
Muscatine	7,852	19,873	39.51%	4,330	13,297	32.56%	12,166	20,807	58.47%

General Election Absentee Comparison 2020 - 2024

County	2024 General Election			2022 General Election			2020 General Election		
	Absentee Voters	Total Voters	% Absentee of Total	Absentee Voters	Total Voters	% Absentee of Total	Absentee Voters	Total Voters	% Absentee of Total
O'Brien	2,055	7,569	27.15%	841	5,434	15.48%	3,682	7,590	48.51%
Osceola	938	3,245	28.91%	358	2,328	15.38%	1,475	3,347	44.07%
Page	2,847	7,419	38.37%	1,424	5,163	27.58%	4,305	7,573	56.85%
Palo Alto	1,853	5,013	36.96%	981	3,629	27.03%	2,810	5,000	56.20%
Plymouth	5,708	14,084	40.53%	2,592	9,884	26.22%	7,692	14,258	53.95%
Pocahontas	1,318	3,600	36.61%	760	2,877	26.42%	2,068	3,848	53.74%
Polk	88,608	258,067	34.34%	53,851	192,318	28.00%	141,905	260,033	54.57%
Pottawattamie	15,946	44,766	35.62%	6,596	29,186	22.60%	27,598	45,942	60.07%
Poweshiek	4,216	10,069	41.87%	2,414	7,673	31.46%	6,326	10,198	62.03%
Ringgold	1,231	2,711	45.41%	592	2,099	28.20%	1,556	2,745	56.68%
Sac	1,616	5,498	29.39%	798	3,992	19.99%	2,601	5,568	46.71%
Scott	42,964	90,612	47.42%	23,362	64,012	36.50%	64,052	93,053	68.83%
Shelby	3,050	6,543	46.61%	1,419	4,743	29.92%	4,307	6,829	63.07%
Sioux	5,593	19,120	29.25%	2,126	14,284	14.88%	8,423	19,158	43.97%
Story	17,989	49,818	36.11%	10,518	37,177	28.29%	30,469	51,253	59.45%
Tama	2,230	8,685	25.68%	1,318	6,667	19.77%	3,993	9,098	43.89%
Taylor	1,075	3,102	34.66%	474	2,321	20.42%	1,390	3,270	42.51%
Union	2,783	6,041	46.07%	1,497	4,617	32.42%	3,686	6,211	59.35%
Van Buren	1,157	3,655	31.66%	714	2,813	25.38%	1,495	3,804	39.30%
Wapello	6,095	14,697	41.47%	3,136	10,603	29.58%	8,526	15,735	54.18%
Warren	13,569	33,123	40.97%	6,899	24,091	28.64%	17,686	31,241	56.61%
Washington	5,666	11,673	48.54%	2,645	8,874	29.81%	7,089	11,820	59.97%
Wayne	1,289	3,162	40.77%	684	2,408	28.41%	1,622	3,132	51.79%
Webster	6,666	16,825	39.62%	3,169	12,133	26.12%	10,167	17,957	56.62%
Winnebago	1,745	5,668	30.79%	866	4,437	19.52%	2,983	6,014	49.60%
Winneshiek	7,385	12,079	61.14%	4,575	9,748	46.93%	8,844	12,145	72.82%
Woodbury	21,113	43,247	48.82%	10,655	28,849	36.93%	27,784	45,700	60.80%
Worth	1,087	4,313	25.20%	615	3,273	18.79%	1,946	4,436	43.87%
Wright	2,126	5,772	36.83%	1,186	4,320	27.45%	3,378	6,308	53.55%
Total	681,899	1,674,011	40.73%	370,581	1,230,416	30.12%	1,001,573	1,700,130	58.91%

State of IOWA
Abstract of Votes

We, the undersigned members of the State Board of Canvassers, hereby certify the following to be a true and correct abstract of the votes cast at the 2024 General Election held on Tuesday, November 05, 2024, for the various candidates for the office of President and Vice President shown by the county abstract returns.

President and Vice President

Kamala D. Harris and Tim Walz, DEM	Received Seven Hundred and Seven Thousand Two Hundred and Seventy-Eight (707,278) votes
Donald J. Trump and JD Vance, REP	Received Nine Hundred and Twenty-Seven Thousand and Nineteen (927,019) votes
Chase Oliver and Mike ter Maat, LIB	Received Seven Thousand Two Hundred and Eighteen (7,218) votes
Shiva Ayyadurai and Crystal Ellis	Received Four Hundred and Twenty-Four (424) votes
Claudia De la Cruz and Karina Garcia, PSL	Received One Thousand Four Hundred and Twenty-Seven (1,427) votes
William P. Stodden and Stephanie H. Cholensky, SOC	Received Three Hundred and Sixty-One (361) votes
Robert F. Kennedy Jr and Nicole Shanahan, WTP	Received Thirteen Thousand One Hundred and Twenty-Two (13,122) votes
Scattering	Received Six Thousand Six Hundred and Fifty-Seven (6,657) votes
Total	One Million Six Hundred and Sixty-Three Thousand Five Hundred and Six (1,663,506) votes

We therefore declare:

Donald J. Trump and JD Vance to be duly elected for the office of President and Vice President for the term of 4 years.

IN TESTIMONY WHEREOF, we have hereunto set our hands and caused to be affixed the Great Seal of the State of Iowa at Des Moines, this Monday, December 02, 2024.

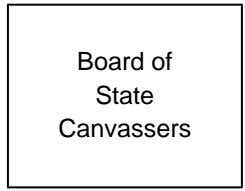
Governor

Secretary of State

Auditor of State

Treasurer of State

(Seal)



Secretary of Agriculture

State of IOWA
Abstract of Votes

We, the undersigned members of the State Board of Canvassers, hereby certify the following to be a true and correct abstract of the votes cast at the 2024 General Election held on Tuesday, November 05, 2024, for the various candidates for the office of United States Representative District 1 shown by the county abstract returns.

United States Representative District 1

Christina Bohannon, DEM	Received Two Hundred and Six Thousand One Hundred and Fifty-Six (206,156) votes
Mariannette Miller-Meeks, REP	Received Two Hundred and Six Thousand Nine Hundred and Fifty-Five (206,955) votes
Scattering	Received Nine Hundred and Sixty-Seven (967) votes
Total	Four Hundred and Fourteen Thousand and Seventy-Eight (414,078) votes

We therefore declare:

Mariannette Miller-Meeks to be duly elected for the office of United States Representative District 1 for the term of 2 years.

IN TESTIMONY WHEREOF, we have hereunto set our hands and caused to be affixed the Great Seal of the State of Iowa at Des Moines, this Monday, December 02, 2024.

Governor

Secretary of State

(Seal)

Auditor of State

Treasurer of State

Secretary of Agriculture

Board of
State
Canvassers

State of IOWA
Abstract of Votes

We, the undersigned members of the State Board of Canvassers, hereby certify the following to be a true and correct abstract of the votes cast at the 2024 General Election held on Tuesday, November 05, 2024, for the various candidates for the office of United States Representative District 2 shown by the county abstract returns.

United States Representative District 2

Sarah Corkery, DEM	Received One Hundred and Sixty-Nine Thousand Seven Hundred and Forty (169,740) votes
Ashley Hinson, REP	Received Two Hundred and Thirty-Three Thousand Three Hundred and Forty (233,340) votes
Jody Madlom Puffett	Received Five Thousand Three Hundred and Eighty-One (5,381) votes
Scattering	Received Three Hundred and Forty-One (341) votes
Total	Four Hundred and Eight Thousand Eight Hundred and Two (408,802) votes

We therefore declare:

Ashley Hinson to be duly elected for the office of United States Representative District 2 for the term of 2 years.

IN TESTIMONY WHEREOF, we have hereunto set our hands and caused to be affixed the Great Seal of the State of Iowa at Des Moines, this Monday, December 02, 2024.

Governor

Secretary of State

(Seal)

Auditor of State

Treasurer of State

Secretary of Agriculture

Board of
State
Canvassers

State of IOWA
Abstract of Votes

We, the undersigned members of the State Board of Canvassers, hereby certify the following to be a true and correct abstract of the votes cast at the 2024 General Election held on Tuesday, November 05, 2024, for the various candidates for the office of United States Representative District 3 shown by the county abstract returns.

United States Representative District 3

Lanon Baccam, DEM	Received One Hundred and Ninety-Seven Thousand Nine Hundred and Sixty-Two (197,962) votes
Zach Nunn, REP	Received Two Hundred and Thirteen Thousand Seven Hundred and Forty-Six (213,746) votes
Scattering	Received One Thousand One Hundred and Ninety-Seven (1,197) votes
Total	Four Hundred and Twelve Thousand Nine Hundred and Five (412,905) votes

We therefore declare:

Zach Nunn to be duly elected for the office of United States Representative District 3 for the term of 2 years.

IN TESTIMONY WHEREOF, we have hereunto set our hands and caused to be affixed the Great Seal of the State of Iowa at Des Moines, this Monday, December 02, 2024.

Governor

Secretary of State

(Seal)

Auditor of State

Treasurer of State

Secretary of Agriculture

Board of
State
Canvassers

State of IOWA
Abstract of Votes

We, the undersigned members of the State Board of Canvassers, hereby certify the following to be a true and correct abstract of the votes cast at the 2024 General Election held on Tuesday, November 05, 2024, for the various candidates for the office of United States Representative District 4 shown by the county abstract returns.

United States Representative District 4

Ryan Melton, DEM	Received One Hundred and Twenty-Two Thousand One Hundred and Seventy-Five (122,175) votes
Randy Feenstra, REP	Received Two Hundred and Fifty Thousand Five Hundred and Twenty-Two (250,522) votes
Scattering	Received One Thousand One Hundred and Twenty-Seven (1,127) votes
Total	Three Hundred and Seventy-Three Thousand Eight Hundred and Twenty-Four (373,824) votes

We therefore declare:

Randy Feenstra to be duly elected for the office of United States Representative District 4 for the term of 2 years.

IN TESTIMONY WHEREOF, we have hereunto set our hands and caused to be affixed the Great Seal of the State of Iowa at Des Moines, this Monday, December 02, 2024.

Governor

Secretary of State

(Seal)

Auditor of State

Treasurer of State

Secretary of Agriculture

Board of
State
Canvassers

State of IOWA
Abstract of Votes

We, the undersigned members of the State Board of Canvassers, hereby certify the following to be a true and correct abstract of the votes cast at the 2024 General Election held on Tuesday, November 05, 2024, for the various candidates for the office of State Senator District 2 shown by the county abstract returns.

State Senator District 2

Jeff Taylor, REP	Received Twenty-Seven Thousand Four Hundred and Thirty-Eight (27,438) votes
Scattering	Received Two Hundred and Forty-Five (245) votes
Total	Twenty-Seven Thousand Six Hundred and Eighty-Three (27,683) votes

We therefore declare:

Jeff Taylor to be duly elected for the office of State Senator District 2 for the term of 4 years.

IN TESTIMONY WHEREOF, we have hereunto set our hands and caused to be affixed the Great Seal of the State of Iowa at Des Moines, this Monday, December 02, 2024.

Governor

Secretary of State

(Seal)

Auditor of State

Treasurer of State

Secretary of Agriculture

Board of
State
Canvassers

State of IOWA
Abstract of Votes

We, the undersigned members of the State Board of Canvassers, hereby certify the following to be a true and correct abstract of the votes cast at the 2024 General Election held on Tuesday, November 05, 2024, for the various candidates for the office of State Senator District 4 shown by the county abstract returns.

State Senator District 4

Tim Kraayenbrink, REP	Received Twenty-Three Thousand Seven Hundred and Twenty-Seven (23,727) votes
Scattering	Received Five Hundred and Thirty-One (531) votes
Total	Twenty-Four Thousand Two Hundred and Fifty-Eight (24,258) votes

We therefore declare:

Tim Kraayenbrink to be duly elected for the office of State Senator District 4 for the term of 4 years.

IN TESTIMONY WHEREOF, we have hereunto set our hands and caused to be affixed the Great Seal of the State of Iowa at Des Moines, this Monday, December 02, 2024.

Governor

Secretary of State

(Seal)

Auditor of State

Treasurer of State

Secretary of Agriculture

Board of
State
Canvassers

State of IOWA
Abstract of Votes

We, the undersigned members of the State Board of Canvassers, hereby certify the following to be a true and correct abstract of the votes cast at the 2024 General Election held on Tuesday, November 05, 2024, for the various candidates for the office of State Senator District 6 shown by the county abstract returns.

State Senator District 6

Jason Schultz, REP	Received Twenty-Three Thousand One Hundred and Eight (23,108) votes
David M. Davis, LIB	Received Five Thousand Three Hundred and Thirty-Seven (5,337) votes
Scattering	Received Ninety (90) votes
Total	Twenty-Eight Thousand Five Hundred and Thirty-Five (28,535) votes

We therefore declare:

Jason Schultz to be duly elected for the office of State Senator District 6 for the term of 4 years.

IN TESTIMONY WHEREOF, we have hereunto set our hands and caused to be affixed the Great Seal of the State of Iowa at Des Moines, this Monday, December 02, 2024.

Governor

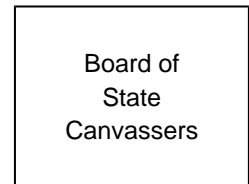
Secretary of State

(Seal)

Auditor of State

Treasurer of State

Secretary of Agriculture



State of IOWA
Abstract of Votes

We, the undersigned members of the State Board of Canvassers, hereby certify the following to be a true and correct abstract of the votes cast at the 2024 General Election held on Tuesday, November 05, 2024, for the various candidates for the office of State Senator District 8 shown by the county abstract returns.

State Senator District 8

Ryan Lee Roenfeld, DEM	Received Ten Thousand Four Hundred and Thirty-Two (10,432) votes
Mark Costello, REP	Received Twenty-Five Thousand and Sixty-Nine (25,069) votes
Scattering	Received Seventy-Three (73) votes
Total	Thirty-Five Thousand Five Hundred and Seventy-Four (35,574) votes

We therefore declare:

Mark Costello to be duly elected for the office of State Senator District 8 for the term of 4 years.

IN TESTIMONY WHEREOF, we have hereunto set our hands and caused to be affixed the Great Seal of the State of Iowa at Des Moines, this Monday, December 02, 2024.

Governor

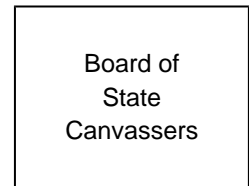
Secretary of State

(Seal)

Auditor of State

Treasurer of State

Secretary of Agriculture



State of IOWA
Abstract of Votes

We, the undersigned members of the State Board of Canvassers, hereby certify the following to be a true and correct abstract of the votes cast at the 2024 General Election held on Tuesday, November 05, 2024, for the various candidates for the office of State Senator District 10 shown by the county abstract returns.

State Senator District 10

Steve Gorman, DEM	Received Ten Thousand Eight Hundred and Forty-Two (10,842) votes
Dan Dawson, REP	Received Thirteen Thousand Eight Hundred and Forty (13,840) votes
Scattering	Received Twenty-Seven (27) votes
Total	Twenty-Four Thousand Seven Hundred and Nine (24,709) votes

We therefore declare:

Dan Dawson to be duly elected for the office of State Senator District 10 for the term of 4 years.

IN TESTIMONY WHEREOF, we have hereunto set our hands and caused to be affixed the Great Seal of the State of Iowa at Des Moines, this Monday, December 02, 2024.

Governor

Secretary of State

(Seal)

Auditor of State

Treasurer of State

Secretary of Agriculture

Board of
State
Canvassers

State of IOWA
Abstract of Votes

We, the undersigned members of the State Board of Canvassers, hereby certify the following to be a true and correct abstract of the votes cast at the 2024 General Election held on Tuesday, November 05, 2024, for the various candidates for the office of State Senator District 12 shown by the county abstract returns.

State Senator District 12

Nicole Loew, DEM	Received Nine Thousand Six Hundred and Eighty-Two (9,682) votes
Amy Sinclair, REP	Received Twenty-Three Thousand and Seventy-Five (23,075) votes
Scattering	Received Forty-Three (43) votes
Total	Thirty-Two Thousand Eight Hundred (32,800) votes

We therefore declare:

Amy Sinclair to be duly elected for the office of State Senator District 12 for the term of 4 years.

IN TESTIMONY WHEREOF, we have hereunto set our hands and caused to be affixed the Great Seal of the State of Iowa at Des Moines, this Monday, December 02, 2024.

Governor

Secretary of State

(Seal)

Auditor of State

Treasurer of State

Secretary of Agriculture

Board of
State
Canvassers

State of IOWA
Abstract of Votes

We, the undersigned members of the State Board of Canvassers, hereby certify the following to be a true and correct abstract of the votes cast at the 2024 General Election held on Tuesday, November 05, 2024, for the various candidates for the office of State Senator District 14 shown by the county abstract returns.

State Senator District 14

Sarah Trone Garriott, DEM	Received Twenty Thousand Four Hundred and Sixty-Seven (20,467) votes
Mark A. Hanson, REP	Received Twenty Thousand Four Hundred and Thirty-Eight (20,438) votes
Scattering	Received Fifty-Nine (59) votes
Total	Forty Thousand Nine Hundred and Sixty-Four (40,964) votes

We therefore declare:

Sarah Trone Garriott to be duly elected for the office of State Senator District 14 for the term of 4 years.

IN TESTIMONY WHEREOF, we have hereunto set our hands and caused to be affixed the Great Seal of the State of Iowa at Des Moines, this Monday, December 02, 2024.

Governor

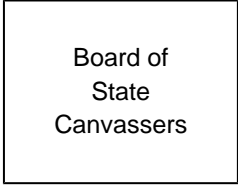
Secretary of State

(Seal)

Auditor of State

Treasurer of State

Secretary of Agriculture



State of IOWA
Abstract of Votes

We, the undersigned members of the State Board of Canvassers, hereby certify the following to be a true and correct abstract of the votes cast at the 2024 General Election held on Tuesday, November 05, 2024, for the various candidates for the office of State Senator District 16 shown by the county abstract returns.

State Senator District 16

Claire Celsi, DEM	Received Twenty-One Thousand Five Hundred and Fifty-Seven (21,557) votes
Joshua Smith, LIB	Received Nine Thousand One Hundred and Eighty-Four (9,184) votes
Scattering	Received Two Hundred and Ninety-Six (296) votes
Total	Thirty-One Thousand and Thirty-Seven (31,037) votes

We therefore declare:

Claire Celsi to be duly elected for the office of State Senator District 16 for the term of 4 years.

IN TESTIMONY WHEREOF, we have hereunto set our hands and caused to be affixed the Great Seal of the State of Iowa at Des Moines, this Monday, December 02, 2024.

Governor

Secretary of State

(Seal)

Auditor of State

Treasurer of State

Secretary of Agriculture



State of IOWA
Abstract of Votes

We, the undersigned members of the State Board of Canvassers, hereby certify the following to be a true and correct abstract of the votes cast at the 2024 General Election held on Tuesday, November 05, 2024, for the various candidates for the office of State Senator District 18 shown by the county abstract returns.

State Senator District 18

Janet Petersen, DEM	Received Twenty-Five Thousand Five Hundred and Sixty-Four (25,564) votes
Scattering	Received Seven Hundred and Sixty-Six (766) votes
Total	Twenty-Six Thousand Three Hundred and Thirty (26,330) votes

We therefore declare:

Janet Petersen to be duly elected for the office of State Senator District 18 for the term of 4 years.

IN TESTIMONY WHEREOF, we have hereunto set our hands and caused to be affixed the Great Seal of the State of Iowa at Des Moines, this Monday, December 02, 2024.

Governor

Secretary of State

Auditor of State

Treasurer of State

Secretary of Agriculture

(Seal)

<p>Board of State Canvassers</p>
--

State of IOWA
Abstract of Votes

We, the undersigned members of the State Board of Canvassers, hereby certify the following to be a true and correct abstract of the votes cast at the 2024 General Election held on Tuesday, November 05, 2024, for the various candidates for the office of State Senator District 20 shown by the county abstract returns.

State Senator District 20

Nate Boulton, DEM	Received Fifteen Thousand Six Hundred (15,600) votes
Mike Pike, REP	Received Fifteen Thousand Six Hundred and Forty-Four (15,644) votes
Scattering	Received Sixty-Six (66) votes
Total	Thirty-One Thousand Three Hundred and Ten (31,310) votes

We therefore declare:

Mike Pike to be duly elected for the office of State Senator District 20 for the term of 4 years.

IN TESTIMONY WHEREOF, we have hereunto set our hands and caused to be affixed the Great Seal of the State of Iowa at Des Moines, this Monday, December 02, 2024.

Governor

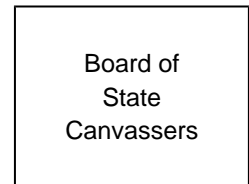
Secretary of State

(Seal)

Auditor of State

Treasurer of State

Secretary of Agriculture



State of IOWA
Abstract of Votes

We, the undersigned members of the State Board of Canvassers, hereby certify the following to be a true and correct abstract of the votes cast at the 2024 General Election held on Tuesday, November 05, 2024, for the various candidates for the office of State Senator District 22 shown by the county abstract returns.

State Senator District 22

Matt Blake, DEM	Received Nineteen Thousand One Hundred and Twenty-Eight (19,128) votes
Brad Zaun, REP	Received Seventeen Thousand Three Hundred and Thirty-Six (17,336) votes
Scattering	Received Sixty-Four (64) votes
Total	Thirty-Six Thousand Five Hundred and Twenty-Eight (36,528) votes

We therefore declare:

Matt Blake to be duly elected for the office of State Senator District 22 for the term of 4 years.

IN TESTIMONY WHEREOF, we have hereunto set our hands and caused to be affixed the Great Seal of the State of Iowa at Des Moines, this Monday, December 02, 2024.

Governor

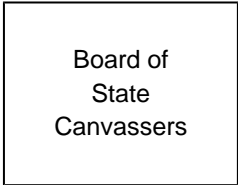
Secretary of State

(Seal)

Auditor of State

Treasurer of State

Secretary of Agriculture



State of IOWA
Abstract of Votes

We, the undersigned members of the State Board of Canvassers, hereby certify the following to be a true and correct abstract of the votes cast at the 2024 General Election held on Tuesday, November 05, 2024, for the various candidates for the office of State Senator District 24 shown by the county abstract returns.

State Senator District 24

Margaret Liston, DEM	Received Twelve Thousand Five Hundred and Eighty (12,580) votes
Jesse Green, REP	Received Twenty-One Thousand and Four (21,004) votes
Scattering	Received Fifty (50) votes
Total	Thirty-Three Thousand Six Hundred and Thirty-Four (33,634) votes

We therefore declare:

Jesse Green to be duly elected for the office of State Senator District 24 for the term of 4 years.

IN TESTIMONY WHEREOF, we have hereunto set our hands and caused to be affixed the Great Seal of the State of Iowa at Des Moines, this Monday, December 02, 2024.

Governor

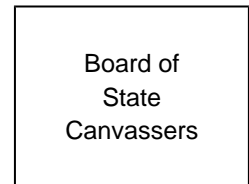
Secretary of State

(Seal)

Auditor of State

Treasurer of State

Secretary of Agriculture



State of IOWA
Abstract of Votes

We, the undersigned members of the State Board of Canvassers, hereby certify the following to be a true and correct abstract of the votes cast at the 2024 General Election held on Tuesday, November 05, 2024, for the various candidates for the office of State Senator District 26 shown by the county abstract returns.

State Senator District 26

Mike Wolfe, DEM	Received Twelve Thousand One Hundred and Twenty-One (12,121) votes
Kara Warme, REP	Received Seventeen Thousand Nine Hundred and Sixty-Seven (17,967) votes
Scattering	Received Forty-Eight (48) votes
Total	Thirty Thousand One Hundred and Thirty-Six (30,136) votes

We therefore declare:

Kara Warme to be duly elected for the office of State Senator District 26 for the term of 4 years.

IN TESTIMONY WHEREOF, we have hereunto set our hands and caused to be affixed the Great Seal of the State of Iowa at Des Moines, this Monday, December 02, 2024.

Governor

Secretary of State

(Seal)

Auditor of State

Treasurer of State

Secretary of Agriculture

Board of
State
Canvassers

State of IOWA
Abstract of Votes

We, the undersigned members of the State Board of Canvassers, hereby certify the following to be a true and correct abstract of the votes cast at the 2024 General Election held on Tuesday, November 05, 2024, for the various candidates for the office of State Senator District 28 shown by the county abstract returns.

State Senator District 28

Cynthia Oppedal Paschen, DEM	Received Nine Thousand Three Hundred and Two (9,302) votes
Dennis Guth, REP	Received Twenty-One Thousand One Hundred and Eighty-Five (21,185) votes
Scattering	Received Fifty-Eight (58) votes
Total	Thirty Thousand Five Hundred and Forty-Five (30,545) votes

We therefore declare:

Dennis Guth to be duly elected for the office of State Senator District 28 for the term of 4 years.

IN TESTIMONY WHEREOF, we have hereunto set our hands and caused to be affixed the Great Seal of the State of Iowa at Des Moines, this Monday, December 02, 2024.

Governor

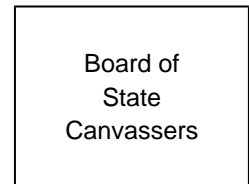
Secretary of State

(Seal)

Auditor of State

Treasurer of State

Secretary of Agriculture



State of IOWA
Abstract of Votes

We, the undersigned members of the State Board of Canvassers, hereby certify the following to be a true and correct abstract of the votes cast at the 2024 General Election held on Tuesday, November 05, 2024, for the various candidates for the office of State Senator District 30 shown by the county abstract returns.

State Senator District 30

Richard Lorence, DEM	Received Twelve Thousand Seven Hundred and Sixty-Two (12,762) votes
Doug Campbell, REP	Received Twenty Thousand Two Hundred and Seventy-Two (20,272) votes
Scattering	Received Fifty-Eight (58) votes
Total	Thirty-Three Thousand and Ninety-Two (33,092) votes

We therefore declare:

Doug Campbell to be duly elected for the office of State Senator District 30 for the term of 4 years.

IN TESTIMONY WHEREOF, we have hereunto set our hands and caused to be affixed the Great Seal of the State of Iowa at Des Moines, this Monday, December 02, 2024.

Governor

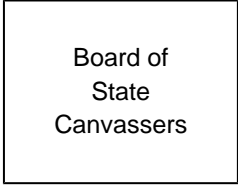
Secretary of State

(Seal)

Auditor of State

Treasurer of State

Secretary of Agriculture



State of IOWA
Abstract of Votes

We, the undersigned members of the State Board of Canvassers, hereby certify the following to be a true and correct abstract of the votes cast at the 2024 General Election held on Tuesday, November 05, 2024, for the various candidates for the office of State Senator District 32 shown by the county abstract returns.

State Senator District 32

Brian Bruening, DEM	Received Twelve Thousand and Eighty (12,080) votes
Mike Klimesh, REP	Received Twenty-Two Thousand and Ninety-Seven (22,097) votes
Scattering	Received Twenty-Seven (27) votes
Total	Thirty-Four Thousand Two Hundred and Four (34,204) votes

We therefore declare:

Mike Klimesh to be duly elected for the office of State Senator District 32 for the term of 4 years.

IN TESTIMONY WHEREOF, we have hereunto set our hands and caused to be affixed the Great Seal of the State of Iowa at Des Moines, this Monday, December 02, 2024.

Governor

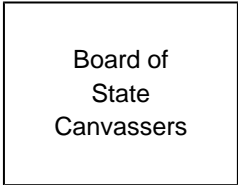
Secretary of State

(Seal)

Auditor of State

Treasurer of State

Secretary of Agriculture



State of IOWA
Abstract of Votes

We, the undersigned members of the State Board of Canvassers, hereby certify the following to be a true and correct abstract of the votes cast at the 2024 General Election held on Tuesday, November 05, 2024, for the various candidates for the office of State Senator District 34 shown by the county abstract returns.

State Senator District 34

Joe Hegland, DEM	Received Ten Thousand Nine Hundred and Thirty-Seven (10,937) votes
Dan Zumbach, REP	Received Twenty-One Thousand Nine Hundred and Sixty-Two (21,962) votes
Scattering	Received Thirty-Six (36) votes
Total	Thirty-Two Thousand Nine Hundred and Thirty-Five (32,935) votes

We therefore declare:

Dan Zumbach to be duly elected for the office of State Senator District 34 for the term of 4 years.

IN TESTIMONY WHEREOF, we have hereunto set our hands and caused to be affixed the Great Seal of the State of Iowa at Des Moines, this Monday, December 02, 2024.

Governor

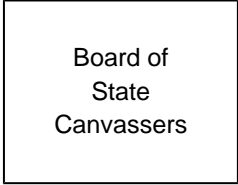
Secretary of State

(Seal)

Auditor of State

Treasurer of State

Secretary of Agriculture



State of IOWA
Abstract of Votes

We, the undersigned members of the State Board of Canvassers, hereby certify the following to be a true and correct abstract of the votes cast at the 2024 General Election held on Tuesday, November 05, 2024, for the various candidates for the office of State Senator District 36 shown by the county abstract returns.

State Senator District 36

Thomas Townsend, DEM	Received Fifteen Thousand Two Hundred and Seventy-Four (15,274) votes
Nicholas Molo, REP	Received Fourteen Thousand Nine Hundred and Fifty-Eight (14,958) votes
Scattering	Received Forty-Three (43) votes
Total	Thirty Thousand Two Hundred and Seventy-Five (30,275) votes

We therefore declare:

Thomas Townsend to be duly elected for the office of State Senator District 36 for the term of 4 years.

IN TESTIMONY WHEREOF, we have hereunto set our hands and caused to be affixed the Great Seal of the State of Iowa at Des Moines, this Monday, December 02, 2024.

Governor

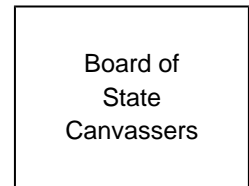
Secretary of State

(Seal)

Auditor of State

Treasurer of State

Secretary of Agriculture



State of IOWA
Abstract of Votes

We, the undersigned members of the State Board of Canvassers, hereby certify the following to be a true and correct abstract of the votes cast at the 2024 General Election held on Tuesday, November 05, 2024, for the various candidates for the office of State Senator District 38 shown by the county abstract returns.

State Senator District 38

Eric Giddens, DEM	Received Sixteen Thousand Eight Hundred and Forty-Six (16,846) votes
Dave Sires, REP	Received Seventeen Thousand Two Hundred and Thirty-Two (17,232) votes
Scattering	Received Thirty-Eight (38) votes
Total	Thirty-Four Thousand One Hundred and Sixteen (34,116) votes

We therefore declare:

Dave Sires to be duly elected for the office of State Senator District 38 for the term of 4 years.

IN TESTIMONY WHEREOF, we have hereunto set our hands and caused to be affixed the Great Seal of the State of Iowa at Des Moines, this Monday, December 02, 2024.

Governor

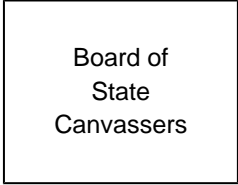
Secretary of State

(Seal)

Auditor of State

Treasurer of State

Secretary of Agriculture



State of IOWA
Abstract of Votes

We, the undersigned members of the State Board of Canvassers, hereby certify the following to be a true and correct abstract of the votes cast at the 2024 General Election held on Tuesday, November 05, 2024, for the various candidates for the office of State Senator District 40 shown by the county abstract returns.

State Senator District 40

Art Staed, DEM	Received Eighteen Thousand One Hundred and Fifty-Seven (18,157) votes
Kris G Gulick, REP	Received Fourteen Thousand Seven Hundred and Sixty-Three (14,763) votes
Scattering	Received Thirty (30) votes
Total	Thirty-Two Thousand Nine Hundred and Fifty (32,950) votes

We therefore declare:

Art Staed to be duly elected for the office of State Senator District 40 for the term of 4 years.

IN TESTIMONY WHEREOF, we have hereunto set our hands and caused to be affixed the Great Seal of the State of Iowa at Des Moines, this Monday, December 02, 2024.

Governor

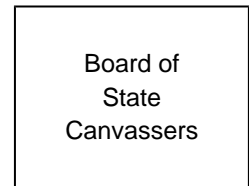
Secretary of State

(Seal)

Auditor of State

Treasurer of State

Secretary of Agriculture



State of IOWA
Abstract of Votes

We, the undersigned members of the State Board of Canvassers, hereby certify the following to be a true and correct abstract of the votes cast at the 2024 General Election held on Tuesday, November 05, 2024, for the various candidates for the office of State Senator District 42 shown by the county abstract returns.

State Senator District 42

Charlie McClintock, REP	Received Twenty-Seven Thousand Seven Hundred and Twenty-Six (27,726) votes
Scattering	Received Seven Hundred and Ninety-Two (792) votes
Total	Twenty-Eight Thousand Five Hundred and Eighteen (28,518) votes

We therefore declare:

Charlie McClintock to be duly elected for the office of State Senator District 42 for the term of 4 years.

IN TESTIMONY WHEREOF, we have hereunto set our hands and caused to be affixed the Great Seal of the State of Iowa at Des Moines, this Monday, December 02, 2024.

Governor

Secretary of State

(Seal)

Auditor of State

Treasurer of State

Secretary of Agriculture

Board of
State
Canvassers

State of IOWA
Abstract of Votes

We, the undersigned members of the State Board of Canvassers, hereby certify the following to be a true and correct abstract of the votes cast at the 2024 General Election held on Tuesday, November 05, 2024, for the various candidates for the office of State Senator District 44 shown by the county abstract returns.

State Senator District 44

Adrian Dickey, REP	Received Nineteen Thousand Two Hundred and Seven (19,207) votes
Lisa Ossian	Received Eight Thousand Eight Hundred and Twenty-Six (8,826) votes
Scattering	Received Eighty-One (81) votes
Total	Twenty-Eight Thousand One Hundred and Fourteen (28,114) votes

We therefore declare:

Adrian Dickey to be duly elected for the office of State Senator District 44 for the term of 4 years.

IN TESTIMONY WHEREOF, we have hereunto set our hands and caused to be affixed the Great Seal of the State of Iowa at Des Moines, this Monday, December 02, 2024.

Governor

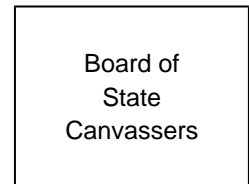
Secretary of State

(Seal)

Auditor of State

Treasurer of State

Secretary of Agriculture



State of IOWA
Abstract of Votes

We, the undersigned members of the State Board of Canvassers, hereby certify the following to be a true and correct abstract of the votes cast at the 2024 General Election held on Tuesday, November 05, 2024, for the various candidates for the office of State Senator District 46 shown by the county abstract returns.

State Senator District 46

Ed Chabal, DEM	Received Thirteen Thousand Seven Hundred and Sixty-Nine (13,769) votes
Dawn Driscoll, REP	Received Twenty-One Thousand Two Hundred and Ninety-Nine (21,299) votes
Scattering	Received Thirty-Eight (38) votes
Total	Thirty-Five Thousand One Hundred and Six (35,106) votes

We therefore declare:

Dawn Driscoll to be duly elected for the office of State Senator District 46 for the term of 4 years.

IN TESTIMONY WHEREOF, we have hereunto set our hands and caused to be affixed the Great Seal of the State of Iowa at Des Moines, this Monday, December 02, 2024.

Governor

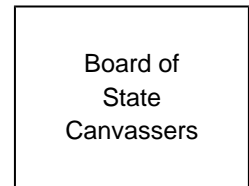
Secretary of State

(Seal)

Auditor of State

Treasurer of State

Secretary of Agriculture



State of IOWA
Abstract of Votes

We, the undersigned members of the State Board of Canvassers, hereby certify the following to be a true and correct abstract of the votes cast at the 2024 General Election held on Tuesday, November 05, 2024, for the various candidates for the office of State Senator District 48 shown by the county abstract returns.

State Senator District 48

John Dabeet, DEM	Received Ten Thousand Two Hundred and Eighty-One (10,281) votes
Mark S. Lofgren, REP	Received Nineteen Thousand Seven Hundred and Fifty-Five (19,755) votes
Scattering	Received Forty-Five (45) votes
Total	Thirty Thousand and Eighty-One (30,081) votes

We therefore declare:

Mark S. Lofgren to be duly elected for the office of State Senator District 48 for the term of 4 years.

IN TESTIMONY WHEREOF, we have hereunto set our hands and caused to be affixed the Great Seal of the State of Iowa at Des Moines, this Monday, December 02, 2024.

Governor

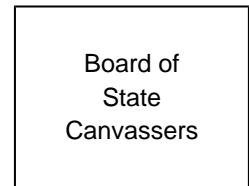
Secretary of State

(Seal)

Auditor of State

Treasurer of State

Secretary of Agriculture



State of IOWA
Abstract of Votes

We, the undersigned members of the State Board of Canvassers, hereby certify the following to be a true and correct abstract of the votes cast at the 2024 General Election held on Tuesday, November 05, 2024, for the various candidates for the office of State Senator District 50 shown by the county abstract returns.

State Senator District 50

Nannette Griffin, DEM	Received Eleven Thousand Eight Hundred and Sixty-Nine (11,869) votes
Jeff Reichman, REP	Received Sixteen Thousand Seven Hundred and Thirty-Five (16,735) votes
Scattering	Received Fifty (50) votes
Total	Twenty-Eight Thousand Six Hundred and Fifty-Four (28,654) votes

We therefore declare:

Jeff Reichman to be duly elected for the office of State Senator District 50 for the term of 4 years.

IN TESTIMONY WHEREOF, we have hereunto set our hands and caused to be affixed the Great Seal of the State of Iowa at Des Moines, this Monday, December 02, 2024.

Governor

Secretary of State

(Seal)

Auditor of State

Treasurer of State

Secretary of Agriculture

Board of
State
Canvassers

State of IOWA
Abstract of Votes

We, the undersigned members of the State Board of Canvassers, hereby certify the following to be a true and correct abstract of the votes cast at the 2024 General Election held on Tuesday, November 05, 2024, for the various candidates for the office of State Representative District 1 shown by the county abstract returns.

State Representative District 1

J.D. Scholten, DEM	Received Four Thousand Six Hundred and Fifteen (4,615) votes
Josh Steinhoff, REP	Received Four Thousand and Seventeen (4,017) votes
Scattering	Received Eleven (11) votes
Total	Eight Thousand Six Hundred and Forty-Three (8,643) votes

We therefore declare:

J.D. Scholten to be duly elected for the office of State Representative District 1 for the term of 2 years.

IN TESTIMONY WHEREOF, we have hereunto set our hands and caused to be affixed the Great Seal of the State of Iowa at Des Moines, this Monday, December 02, 2024.

Governor

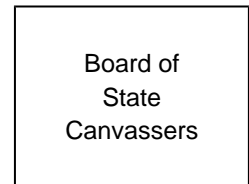
Secretary of State

(Seal)

Auditor of State

Treasurer of State

Secretary of Agriculture



State of IOWA
Abstract of Votes

We, the undersigned members of the State Board of Canvassers, hereby certify the following to be a true and correct abstract of the votes cast at the 2024 General Election held on Tuesday, November 05, 2024, for the various candidates for the office of State Representative District 2 shown by the county abstract returns.

State Representative District 2

Jessica Lopez-Walker, DEM	Received Four Thousand Six Hundred and Thirteen (4,613) votes
Robert Henderson, REP	Received Seven Thousand One Hundred and Thirty (7,130) votes
Scattering	Received Eighteen (18) votes
Total	Eleven Thousand Seven Hundred and Sixty-One (11,761) votes

We therefore declare:

Robert Henderson to be duly elected for the office of State Representative District 2 for the term of 2 years.

IN TESTIMONY WHEREOF, we have hereunto set our hands and caused to be affixed the Great Seal of the State of Iowa at Des Moines, this Monday, December 02, 2024.

Governor

Secretary of State

(Seal)

Auditor of State

Treasurer of State

Secretary of Agriculture



State of IOWA
Abstract of Votes

We, the undersigned members of the State Board of Canvassers, hereby certify the following to be a true and correct abstract of the votes cast at the 2024 General Election held on Tuesday, November 05, 2024, for the various candidates for the office of State Representative District 3 shown by the county abstract returns.

State Representative District 3

Emma Bouza, DEM	Received Three Thousand Two Hundred and Thirty-Six (3,236) votes
Thomas Jeneary, REP	Received Twelve Thousand and Twelve (12,012) votes
Scattering	Received Twenty-Four (24) votes
Total	Fifteen Thousand Two Hundred and Seventy-Two (15,272) votes

We therefore declare:

Thomas Jeneary to be duly elected for the office of State Representative District 3 for the term of 2 years.

IN TESTIMONY WHEREOF, we have hereunto set our hands and caused to be affixed the Great Seal of the State of Iowa at Des Moines, this Monday, December 02, 2024.

Governor

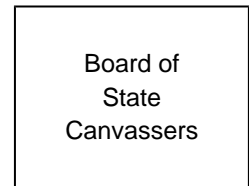
Secretary of State

(Seal)

Auditor of State

Treasurer of State

Secretary of Agriculture



State of IOWA
Abstract of Votes

We, the undersigned members of the State Board of Canvassers, hereby certify the following to be a true and correct abstract of the votes cast at the 2024 General Election held on Tuesday, November 05, 2024, for the various candidates for the office of State Representative District 4 shown by the county abstract returns.

State Representative District 4

Skyler Wheeler, REP	Received Fourteen Thousand Two Hundred and Ninety-Two (14,292) votes
Scattering	Received Two Hundred and Seventy-Two (272) votes
Total	Fourteen Thousand Five Hundred and Sixty-Four (14,564) votes

We therefore declare:

Skyler Wheeler to be duly elected for the office of State Representative District 4 for the term of 2 years.

IN TESTIMONY WHEREOF, we have hereunto set our hands and caused to be affixed the Great Seal of the State of Iowa at Des Moines, this Monday, December 02, 2024.

Governor

Secretary of State

(Seal)

Auditor of State

Treasurer of State

Secretary of Agriculture

Board of
State
Canvassers

State of IOWA
Abstract of Votes

We, the undersigned members of the State Board of Canvassers, hereby certify the following to be a true and correct abstract of the votes cast at the 2024 General Election held on Tuesday, November 05, 2024, for the various candidates for the office of State Representative District 5 shown by the county abstract returns.

State Representative District 5

Zachary M. Dieken, REP	Received Eleven Thousand One Hundred and Forty-Six (11,146) votes
Michael Schnoes	Received Three Thousand One Hundred and Thirty-Six (3,136) votes
Scattering	Received Thirty-Six (36) votes
Total	Fourteen Thousand Three Hundred and Eighteen (14,318) votes

We therefore declare:

Zachary M. Dieken to be duly elected for the office of State Representative District 5 for the term of 2 years.

IN TESTIMONY WHEREOF, we have hereunto set our hands and caused to be affixed the Great Seal of the State of Iowa at Des Moines, this Monday, December 02, 2024.

Governor

Secretary of State

(Seal)

Auditor of State

Treasurer of State

Secretary of Agriculture

Board of
State
Canvassers

State of IOWA
Abstract of Votes

We, the undersigned members of the State Board of Canvassers, hereby certify the following to be a true and correct abstract of the votes cast at the 2024 General Election held on Tuesday, November 05, 2024, for the various candidates for the office of State Representative District 6 shown by the county abstract returns.

State Representative District 6

Megan Jones, REP	Received Ten Thousand and Twenty (10,020) votes
Scattering	Received Two Hundred and Thirty-Four (234) votes
Total	Ten Thousand Two Hundred and Fifty-Four (10,254) votes

We therefore declare:

Megan Jones to be duly elected for the office of State Representative District 6 for the term of 2 years.

IN TESTIMONY WHEREOF, we have hereunto set our hands and caused to be affixed the Great Seal of the State of Iowa at Des Moines, this Monday, December 02, 2024.

Governor

Secretary of State

(Seal)

Auditor of State

Treasurer of State

Secretary of Agriculture

Board of
State
Canvassers

State of IOWA
Abstract of Votes

We, the undersigned members of the State Board of Canvassers, hereby certify the following to be a true and correct abstract of the votes cast at the 2024 General Election held on Tuesday, November 05, 2024, for the various candidates for the office of State Representative District 7 shown by the county abstract returns.

State Representative District 7

Mike Sexton, REP	Received Twelve Thousand Seven Hundred and Forty-Three (12,743) votes
Martin Podraza	Received Two Thousand Four Hundred and Sixty-Five (2,465) votes
Scattering	Received Sixty-Six (66) votes
Total	Fifteen Thousand Two Hundred and Seventy-Four (15,274) votes

We therefore declare:

Mike Sexton to be duly elected for the office of State Representative District 7 for the term of 2 years.

IN TESTIMONY WHEREOF, we have hereunto set our hands and caused to be affixed the Great Seal of the State of Iowa at Des Moines, this Monday, December 02, 2024.

Governor

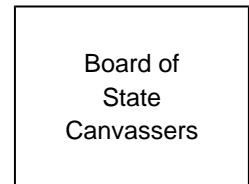
Secretary of State

(Seal)

Auditor of State

Treasurer of State

Secretary of Agriculture



State of IOWA
Abstract of Votes

We, the undersigned members of the State Board of Canvassers, hereby certify the following to be a true and correct abstract of the votes cast at the 2024 General Election held on Tuesday, November 05, 2024, for the various candidates for the office of State Representative District 8 shown by the county abstract returns.

State Representative District 8

Ann Meyer, REP	Received Ten Thousand Four Hundred and Fifty-Nine (10,459) votes
Scattering	Received Two Hundred and Seventy-Two (272) votes
Total	Ten Thousand Seven Hundred and Thirty-One (10,731) votes

We therefore declare:

Ann Meyer to be duly elected for the office of State Representative District 8 for the term of 2 years.

IN TESTIMONY WHEREOF, we have hereunto set our hands and caused to be affixed the Great Seal of the State of Iowa at Des Moines, this Monday, December 02, 2024.

Governor

Secretary of State

(Seal)

Auditor of State

Treasurer of State

Secretary of Agriculture

Board of
State
Canvassers

State of IOWA
Abstract of Votes

We, the undersigned members of the State Board of Canvassers, hereby certify the following to be a true and correct abstract of the votes cast at the 2024 General Election held on Tuesday, November 05, 2024, for the various candidates for the office of State Representative District 9 shown by the county abstract returns.

State Representative District 9

Christian He-Man Schlaerth, DEM	Received Four Thousand Two Hundred and Seventy (4,270) votes
Henry Stone, REP	Received Eleven Thousand Seven Hundred and Forty-Four (11,744) votes
Scattering	Received Twenty-One (21) votes
Total	Sixteen Thousand and Thirty-Five (16,035) votes

We therefore declare:

Henry Stone to be duly elected for the office of State Representative District 9 for the term of 2 years.

IN TESTIMONY WHEREOF, we have hereunto set our hands and caused to be affixed the Great Seal of the State of Iowa at Des Moines, this Monday, December 02, 2024.

Governor

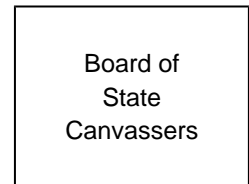
Secretary of State

(Seal)

Auditor of State

Treasurer of State

Secretary of Agriculture



State of IOWA
Abstract of Votes

We, the undersigned members of the State Board of Canvassers, hereby certify the following to be a true and correct abstract of the votes cast at the 2024 General Election held on Tuesday, November 05, 2024, for the various candidates for the office of State Representative District 10 shown by the county abstract returns.

State Representative District 10

John H. Wills, REP	Received Fifteen Thousand Two Hundred and Ninety-Three (15,293) votes
Scattering	Received Two Hundred and Fifty-One (251) votes
Total	Fifteen Thousand Five Hundred and Forty-Four (15,544) votes

We therefore declare:

John H. Wills to be duly elected for the office of State Representative District 10 for the term of 2 years.

IN TESTIMONY WHEREOF, we have hereunto set our hands and caused to be affixed the Great Seal of the State of Iowa at Des Moines, this Monday, December 02, 2024.

Governor

Secretary of State

(Seal)

Auditor of State

Treasurer of State

Secretary of Agriculture



State of IOWA
Abstract of Votes

We, the undersigned members of the State Board of Canvassers, hereby certify the following to be a true and correct abstract of the votes cast at the 2024 General Election held on Tuesday, November 05, 2024, for the various candidates for the office of State Representative District 11 shown by the county abstract returns.

State Representative District 11

Jeff Rich, DEM	Received Four Thousand Three Hundred and Twenty-Nine (4,329) votes
Craig Steven Williams, REP	Received Eleven Thousand Three Hundred and Eighty-One (11,381) votes
Scattering	Received Fourteen (14) votes
Total	Fifteen Thousand Seven Hundred and Twenty-Four (15,724) votes

We therefore declare:

Craig Steven Williams to be duly elected for the office of State Representative District 11 for the term of 2 years.

IN TESTIMONY WHEREOF, we have hereunto set our hands and caused to be affixed the Great Seal of the State of Iowa at Des Moines, this Monday, December 02, 2024.

Governor

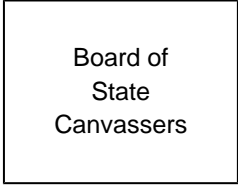
Secretary of State

(Seal)

Auditor of State

Treasurer of State

Secretary of Agriculture



State of IOWA
Abstract of Votes

We, the undersigned members of the State Board of Canvassers, hereby certify the following to be a true and correct abstract of the votes cast at the 2024 General Election held on Tuesday, November 05, 2024, for the various candidates for the office of State Representative District 12 shown by the county abstract returns.

State Representative District 12

Dustin Durbin, DEM	Received Three Thousand Six Hundred and Forty-Three (3,643) votes
Steven Holt, REP	Received Ten Thousand Two Hundred and Sixty-Nine (10,269) votes
Scattering	Received Eighteen (18) votes
Total	Thirteen Thousand Nine Hundred and Thirty (13,930) votes

We therefore declare:

Steven Holt to be duly elected for the office of State Representative District 12 for the term of 2 years.

IN TESTIMONY WHEREOF, we have hereunto set our hands and caused to be affixed the Great Seal of the State of Iowa at Des Moines, this Monday, December 02, 2024.

Governor

Secretary of State

(Seal)

Auditor of State

Treasurer of State

Secretary of Agriculture



State of IOWA
Abstract of Votes

We, the undersigned members of the State Board of Canvassers, hereby certify the following to be a true and correct abstract of the votes cast at the 2024 General Election held on Tuesday, November 05, 2024, for the various candidates for the office of State Representative District 13 shown by the county abstract returns.

State Representative District 13

Rosanne Plante, DEM	Received Three Thousand One Hundred and Ninety-Two (3,192) votes
Travis M Sitzmann, REP	Received Twelve Thousand Four Hundred and Sixty-Two (12,462) votes
Parker Hansen	Received One Thousand Three Hundred and Seventy (1,370) votes
Scattering	Received Thirty-One (31) votes
Total	Seventeen Thousand and Fifty-Five (17,055) votes

We therefore declare:

Travis M Sitzmann to be duly elected for the office of State Representative District 13 for the term of 2 years.

IN TESTIMONY WHEREOF, we have hereunto set our hands and caused to be affixed the Great Seal of the State of Iowa at Des Moines, this Monday, December 02, 2024.

Governor

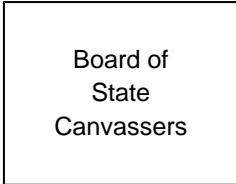
Secretary of State

(Seal)

Auditor of State

Treasurer of State

Secretary of Agriculture



State of IOWA
Abstract of Votes

We, the undersigned members of the State Board of Canvassers, hereby certify the following to be a true and correct abstract of the votes cast at the 2024 General Election held on Tuesday, November 05, 2024, for the various candidates for the office of State Representative District 14 shown by the county abstract returns.

State Representative District 14

Jacob Bossman, REP	Received Eleven Thousand One Hundred and Sixteen (11,116) votes
Scattering	Received Two Hundred and Eighty-Five (285) votes
Total	Eleven Thousand Four Hundred and One (11,401) votes

We therefore declare:

Jacob Bossman to be duly elected for the office of State Representative District 14 for the term of 2 years.

IN TESTIMONY WHEREOF, we have hereunto set our hands and caused to be affixed the Great Seal of the State of Iowa at Des Moines, this Monday, December 02, 2024.

Governor

Secretary of State

(Seal)

Auditor of State

Treasurer of State

Secretary of Agriculture

Board of
State
Canvassers

State of IOWA
Abstract of Votes

We, the undersigned members of the State Board of Canvassers, hereby certify the following to be a true and correct abstract of the votes cast at the 2024 General Election held on Tuesday, November 05, 2024, for the various candidates for the office of State Representative District 15 shown by the county abstract returns.

State Representative District 15

Benjamin Schauer, DEM	Received Five Thousand Six Hundred and Fifty-Five (5,655) votes
Matt W. Windschitl, REP	Received Twelve Thousand Seven Hundred and Ninety-Five (12,795) votes
Scattering	Received Thirty-One (31) votes
Total	Eighteen Thousand Four Hundred and Eighty-One (18,481) votes

We therefore declare:

Matt W. Windschitl to be duly elected for the office of State Representative District 15 for the term of 2 years.

IN TESTIMONY WHEREOF, we have hereunto set our hands and caused to be affixed the Great Seal of the State of Iowa at Des Moines, this Monday, December 02, 2024.

Governor

Secretary of State

(Seal)

Auditor of State

Treasurer of State

Secretary of Agriculture

Board of
State
Canvassers

State of IOWA
Abstract of Votes

We, the undersigned members of the State Board of Canvassers, hereby certify the following to be a true and correct abstract of the votes cast at the 2024 General Election held on Tuesday, November 05, 2024, for the various candidates for the office of State Representative District 16 shown by the county abstract returns.

State Representative District 16

Candella Foley-Finchem, DEM	Received Four Thousand Two Hundred and Sixty-Five (4,265) votes
David Sieck, REP	Received Twelve Thousand Eight Hundred and Seventy-Six (12,876) votes
Scattering	Received Thirty-One (31) votes
Total	Seventeen Thousand One Hundred and Seventy-Two (17,172) votes

We therefore declare:

David Sieck to be duly elected for the office of State Representative District 16 for the term of 2 years.

IN TESTIMONY WHEREOF, we have hereunto set our hands and caused to be affixed the Great Seal of the State of Iowa at Des Moines, this Monday, December 02, 2024.

Governor

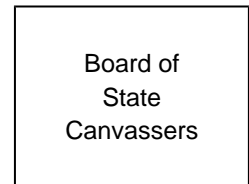
Secretary of State

(Seal)

Auditor of State

Treasurer of State

Secretary of Agriculture



State of IOWA
Abstract of Votes

We, the undersigned members of the State Board of Canvassers, hereby certify the following to be a true and correct abstract of the votes cast at the 2024 General Election held on Tuesday, November 05, 2024, for the various candidates for the office of State Representative District 17 shown by the county abstract returns.

State Representative District 17

Devon Wood, REP	Received Twelve Thousand Six Hundred and Thirty-Eight (12,638) votes
Scattering	Received Two Hundred and Nine (209) votes
Total	Twelve Thousand Eight Hundred and Forty-Seven (12,847) votes

We therefore declare:

Devon Wood to be duly elected for the office of State Representative District 17 for the term of 2 years.

IN TESTIMONY WHEREOF, we have hereunto set our hands and caused to be affixed the Great Seal of the State of Iowa at Des Moines, this Monday, December 02, 2024.

Governor

Secretary of State

(Seal)

Auditor of State

Treasurer of State

Secretary of Agriculture

Board of
State
Canvassers

State of IOWA
Abstract of Votes

We, the undersigned members of the State Board of Canvassers, hereby certify the following to be a true and correct abstract of the votes cast at the 2024 General Election held on Tuesday, November 05, 2024, for the various candidates for the office of State Representative District 18 shown by the county abstract returns.

State Representative District 18

Tripp Narup, DEM	Received Three Thousand Nine Hundred and Thirty-Eight (3,938) votes
Thomas Jay Moore, REP	Received Eleven Thousand One Hundred and Sixty-Five (11,165) votes
Scattering	Received Forty-Six (46) votes
Total	Fifteen Thousand One Hundred and Forty-Nine (15,149) votes

We therefore declare:

Thomas Jay Moore to be duly elected for the office of State Representative District 18 for the term of 2 years.

IN TESTIMONY WHEREOF, we have hereunto set our hands and caused to be affixed the Great Seal of the State of Iowa at Des Moines, this Monday, December 02, 2024.

Governor

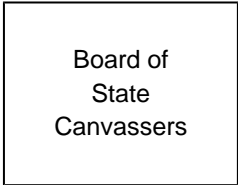
Secretary of State

(Seal)

Auditor of State

Treasurer of State

Secretary of Agriculture



State of IOWA
Abstract of Votes

We, the undersigned members of the State Board of Canvassers, hereby certify the following to be a true and correct abstract of the votes cast at the 2024 General Election held on Tuesday, November 05, 2024, for the various candidates for the office of State Representative District 19 shown by the county abstract returns.

State Representative District 19

Roger Petersen, DEM	Received Five Thousand Four Hundred and Sixty-Nine (5,469) votes
Brent Siegrist, REP	Received Seven Thousand Seven Hundred and Fifty-One (7,751) votes
Scattering	Received Twenty-Six (26) votes
Total	Thirteen Thousand Two Hundred and Forty-Six (13,246) votes

We therefore declare:

Brent Siegrist to be duly elected for the office of State Representative District 19 for the term of 2 years.

IN TESTIMONY WHEREOF, we have hereunto set our hands and caused to be affixed the Great Seal of the State of Iowa at Des Moines, this Monday, December 02, 2024.

Governor

Secretary of State

(Seal)

Auditor of State

Treasurer of State

Secretary of Agriculture

Board of
State
Canvassers

State of IOWA
Abstract of Votes

We, the undersigned members of the State Board of Canvassers, hereby certify the following to be a true and correct abstract of the votes cast at the 2024 General Election held on Tuesday, November 05, 2024, for the various candidates for the office of State Representative District 20 shown by the county abstract returns.

State Representative District 20

Josh Turek, DEM	Received Five Thousand Eight Hundred and Eighty-One (5,881) votes
James Wassell, REP	Received Five Thousand Three Hundred and Twenty (5,320) votes
Scattering	Received Seven (7) votes
Total	Eleven Thousand Two Hundred and Eight (11,208) votes

We therefore declare:

Josh Turek to be duly elected for the office of State Representative District 20 for the term of 2 years.

IN TESTIMONY WHEREOF, we have hereunto set our hands and caused to be affixed the Great Seal of the State of Iowa at Des Moines, this Monday, December 02, 2024.

Governor

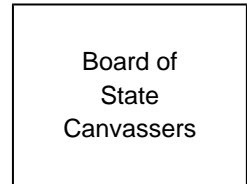
Secretary of State

(Seal)

Auditor of State

Treasurer of State

Secretary of Agriculture



State of IOWA
Abstract of Votes

We, the undersigned members of the State Board of Canvassers, hereby certify the following to be a true and correct abstract of the votes cast at the 2024 General Election held on Tuesday, November 05, 2024, for the various candidates for the office of State Representative District 21 shown by the county abstract returns.

State Representative District 21

Spencer A Waugh, DEM	Received Seven Thousand One Hundred and Sixty-Six (7,166) votes
Brooke Boden, REP	Received Ten Thousand One Hundred and Eighty-Four (10,184) votes
Scattering	Received Twenty-Three (23) votes
Total	Seventeen Thousand Three Hundred and Seventy-Three (17,373) votes

We therefore declare:

Brooke Boden to be duly elected for the office of State Representative District 21 for the term of 2 years.

IN TESTIMONY WHEREOF, we have hereunto set our hands and caused to be affixed the Great Seal of the State of Iowa at Des Moines, this Monday, December 02, 2024.

Governor

Secretary of State

(Seal)

Auditor of State

Treasurer of State

Secretary of Agriculture



State of IOWA
Abstract of Votes

We, the undersigned members of the State Board of Canvassers, hereby certify the following to be a true and correct abstract of the votes cast at the 2024 General Election held on Tuesday, November 05, 2024, for the various candidates for the office of State Representative District 22 shown by the county abstract returns.

State Representative District 22

Rory D. Taylor, DEM	Received Eight Thousand One Hundred and Thirty-Four (8,134) votes
Samantha Fett, REP	Received Eleven Thousand Eight Hundred and Sixty-One (11,861) votes
Scattering	Received Thirty (30) votes
Total	Twenty Thousand and Twenty-Five (20,025) votes

We therefore declare:

Samantha Fett to be duly elected for the office of State Representative District 22 for the term of 2 years.

IN TESTIMONY WHEREOF, we have hereunto set our hands and caused to be affixed the Great Seal of the State of Iowa at Des Moines, this Monday, December 02, 2024.

Governor

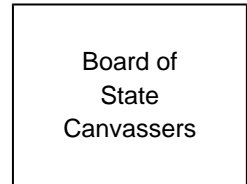
Secretary of State

(Seal)

Auditor of State

Treasurer of State

Secretary of Agriculture



State of IOWA
Abstract of Votes

We, the undersigned members of the State Board of Canvassers, hereby certify the following to be a true and correct abstract of the votes cast at the 2024 General Election held on Tuesday, November 05, 2024, for the various candidates for the office of State Representative District 23 shown by the county abstract returns.

State Representative District 23

Karen Varley, DEM	Received Four Thousand Nine Hundred and Thirty-Nine (4,939) votes
Ray Bubba Sorensen, REP	Received Twelve Thousand Eight Hundred and Thirty-Seven (12,837) votes
Scattering	Received Thirty-Six (36) votes
Total	Seventeen Thousand Eight Hundred and Twelve (17,812) votes

We therefore declare:

Ray Bubba Sorensen to be duly elected for the office of State Representative District 23 for the term of 2 years.

IN TESTIMONY WHEREOF, we have hereunto set our hands and caused to be affixed the Great Seal of the State of Iowa at Des Moines, this Monday, December 02, 2024.

Governor

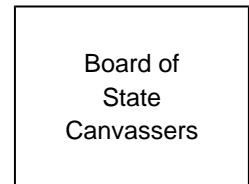
Secretary of State

(Seal)

Auditor of State

Treasurer of State

Secretary of Agriculture



State of IOWA
Abstract of Votes

We, the undersigned members of the State Board of Canvassers, hereby certify the following to be a true and correct abstract of the votes cast at the 2024 General Election held on Tuesday, November 05, 2024, for the various candidates for the office of State Representative District 24 shown by the county abstract returns.

State Representative District 24

Sonya Hicks, DEM	Received Four Thousand Eight Hundred and Seventy-Three (4,873) votes
Sam Wengryn, REP	Received Nine Thousand Nine Hundred and One (9,901) votes
Scattering	Received Thirty-Five (35) votes
Total	Fourteen Thousand Eight Hundred and Nine (14,809) votes

We therefore declare:

Sam Wengryn to be duly elected for the office of State Representative District 24 for the term of 2 years.

IN TESTIMONY WHEREOF, we have hereunto set our hands and caused to be affixed the Great Seal of the State of Iowa at Des Moines, this Monday, December 02, 2024.

Governor

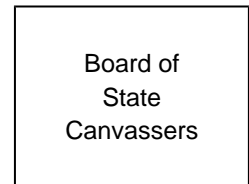
Secretary of State

(Seal)

Auditor of State

Treasurer of State

Secretary of Agriculture



State of IOWA
Abstract of Votes

We, the undersigned members of the State Board of Canvassers, hereby certify the following to be a true and correct abstract of the votes cast at the 2024 General Election held on Tuesday, November 05, 2024, for the various candidates for the office of State Representative District 25 shown by the county abstract returns.

State Representative District 25

Brenda Curran, DEM	Received Four Thousand Three Hundred and Twenty-One (4,321) votes
Hans Wilz, REP	Received Seven Thousand Nine Hundred and Seventy-Two (7,972) votes
Scattering	Received Twelve (12) votes
Total	Twelve Thousand Three Hundred and Five (12,305) votes

We therefore declare:

Hans Wilz to be duly elected for the office of State Representative District 25 for the term of 2 years.

IN TESTIMONY WHEREOF, we have hereunto set our hands and caused to be affixed the Great Seal of the State of Iowa at Des Moines, this Monday, December 02, 2024.

Governor

Secretary of State

(Seal)

Auditor of State

Treasurer of State

Secretary of Agriculture

Board of
State
Canvassers

State of IOWA
Abstract of Votes

We, the undersigned members of the State Board of Canvassers, hereby certify the following to be a true and correct abstract of the votes cast at the 2024 General Election held on Tuesday, November 05, 2024, for the various candidates for the office of State Representative District 26 shown by the county abstract returns.

State Representative District 26

Darcie Whitlow, DEM	Received Three Thousand Six Hundred and Fifty-Eight (3,658) votes
Austin Harris, REP	Received Ten Thousand Eight Hundred and Forty-Three (10,843) votes
Donald Gier, LIB	Received Six Hundred and Thirty-Four (634) votes
Scattering	Received Thirty-Two (32) votes
Total	Fifteen Thousand One Hundred and Sixty-Seven (15,167) votes

We therefore declare:

Austin Harris to be duly elected for the office of State Representative District 26 for the term of 2 years.

IN TESTIMONY WHEREOF, we have hereunto set our hands and caused to be affixed the Great Seal of the State of Iowa at Des Moines, this Monday, December 02, 2024.

Governor

Secretary of State

(Seal)

Auditor of State

Treasurer of State

Secretary of Agriculture

Board of
State
Canvassers

State of IOWA
Abstract of Votes

We, the undersigned members of the State Board of Canvassers, hereby certify the following to be a true and correct abstract of the votes cast at the 2024 General Election held on Tuesday, November 05, 2024, for the various candidates for the office of State Representative District 27 shown by the county abstract returns.

State Representative District 27

Kenan Judge, DEM	Received Eleven Thousand Eight Hundred and Eighty-Six (11,886) votes
Oliver Bardwell, REP	Received Nine Thousand Four Hundred and Twenty-Nine (9,429) votes
Scattering	Received Eighteen (18) votes
Total	Twenty-One Thousand Three Hundred and Thirty-Three (21,333) votes

We therefore declare:

Kenan Judge to be duly elected for the office of State Representative District 27 for the term of 2 years.

IN TESTIMONY WHEREOF, we have hereunto set our hands and caused to be affixed the Great Seal of the State of Iowa at Des Moines, this Monday, December 02, 2024.

Governor

Secretary of State

(Seal)

Auditor of State

Treasurer of State

Secretary of Agriculture

Board of
State
Canvassers

State of IOWA
Abstract of Votes

We, the undersigned members of the State Board of Canvassers, hereby certify the following to be a true and correct abstract of the votes cast at the 2024 General Election held on Tuesday, November 05, 2024, for the various candidates for the office of State Representative District 28 shown by the county abstract returns.

State Representative District 28

Laura Snider, DEM	Received Nine Thousand and Ninety-Five (9,095) votes
David Young, REP	Received Ten Thousand Three Hundred and Eighty-One (10,381) votes
Scattering	Received Twenty-Seven (27) votes
Total	Nineteen Thousand Five Hundred and Three (19,503) votes

We therefore declare:

David Young to be duly elected for the office of State Representative District 28 for the term of 2 years.

IN TESTIMONY WHEREOF, we have hereunto set our hands and caused to be affixed the Great Seal of the State of Iowa at Des Moines, this Monday, December 02, 2024.

Governor

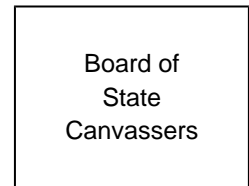
Secretary of State

(Seal)

Auditor of State

Treasurer of State

Secretary of Agriculture



State of IOWA
Abstract of Votes

We, the undersigned members of the State Board of Canvassers, hereby certify the following to be a true and correct abstract of the votes cast at the 2024 General Election held on Tuesday, November 05, 2024, for the various candidates for the office of State Representative District 29 shown by the county abstract returns.

State Representative District 29

Brian Meyer, DEM	Received Seven Thousand Nine Hundred and Forty-Eight (7,948) votes
Scattering	Received Three Hundred and Fifty-Five (355) votes
Total	Eight Thousand Three Hundred and Three (8,303) votes

We therefore declare:

Brian Meyer to be duly elected for the office of State Representative District 29 for the term of 2 years.

IN TESTIMONY WHEREOF, we have hereunto set our hands and caused to be affixed the Great Seal of the State of Iowa at Des Moines, this Monday, December 02, 2024.

Governor

Secretary of State

(Seal)

Auditor of State

Treasurer of State

Secretary of Agriculture

Board of
State
Canvassers

State of IOWA
Abstract of Votes

We, the undersigned members of the State Board of Canvassers, hereby certify the following to be a true and correct abstract of the votes cast at the 2024 General Election held on Tuesday, November 05, 2024, for the various candidates for the office of State Representative District 30 shown by the county abstract returns.

State Representative District 30

Megan L. Srinivas, DEM	Received Seven Thousand Five Hundred and Fifteen (7,515) votes
Jerry Cheevers, REP	Received Four Thousand Four Hundred and Seventy-Seven (4,477) votes
Scattering	Received Fifty-Three (53) votes
Total	Twelve Thousand and Forty-Five (12,045) votes

We therefore declare:

Megan L. Srinivas to be duly elected for the office of State Representative District 30 for the term of 2 years.

IN TESTIMONY WHEREOF, we have hereunto set our hands and caused to be affixed the Great Seal of the State of Iowa at Des Moines, this Monday, December 02, 2024.

Governor

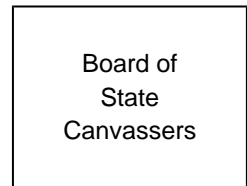
Secretary of State

(Seal)

Auditor of State

Treasurer of State

Secretary of Agriculture



State of IOWA
Abstract of Votes

We, the undersigned members of the State Board of Canvassers, hereby certify the following to be a true and correct abstract of the votes cast at the 2024 General Election held on Tuesday, November 05, 2024, for the various candidates for the office of State Representative District 31 shown by the county abstract returns.

State Representative District 31

Mary Lee Madison, DEM	Received Twelve Thousand Four Hundred and Sixty-Five (12,465) votes
Scattering	Received Five Hundred and Thirteen (513) votes
Total	Twelve Thousand Nine Hundred and Seventy-Eight (12,978) votes

We therefore declare:

Mary Lee Madison to be duly elected for the office of State Representative District 31 for the term of 2 years.

IN TESTIMONY WHEREOF, we have hereunto set our hands and caused to be affixed the Great Seal of the State of Iowa at Des Moines, this Monday, December 02, 2024.

Governor

Secretary of State

Auditor of State

Treasurer of State

Secretary of Agriculture

(Seal)

<p>Board of State Canvassers</p>
--

State of IOWA
Abstract of Votes

We, the undersigned members of the State Board of Canvassers, hereby certify the following to be a true and correct abstract of the votes cast at the 2024 General Election held on Tuesday, November 05, 2024, for the various candidates for the office of State Representative District 32 shown by the county abstract returns.

State Representative District 32

Jennifer Konfrst, DEM	Received Eleven Thousand Eight Hundred and Thirty-Seven (11,837) votes
Scattering	Received Five Hundred (500) votes
Total	Twelve Thousand Three Hundred and Thirty-Seven (12,337) votes

We therefore declare:

Jennifer Konfrst to be duly elected for the office of State Representative District 32 for the term of 2 years.

IN TESTIMONY WHEREOF, we have hereunto set our hands and caused to be affixed the Great Seal of the State of Iowa at Des Moines, this Monday, December 02, 2024.

Governor

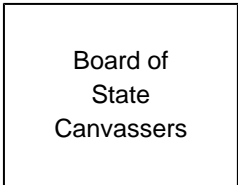
Secretary of State

(Seal)

Auditor of State

Treasurer of State

Secretary of Agriculture



State of IOWA
Abstract of Votes

We, the undersigned members of the State Board of Canvassers, hereby certify the following to be a true and correct abstract of the votes cast at the 2024 General Election held on Tuesday, November 05, 2024, for the various candidates for the office of State Representative District 33 shown by the county abstract returns.

State Representative District 33

Ruth Ann Gaines, DEM	Received Seven Thousand and Fifty-Eight (7,058) votes
Toya S. Johnson, LIB	Received Two Thousand One Hundred and Eighty-One (2,181) votes
Scattering	Received One Hundred and Fifty-Six (156) votes
Total	Nine Thousand Three Hundred and Ninety-Five (9,395) votes

We therefore declare:

Ruth Ann Gaines to be duly elected for the office of State Representative District 33 for the term of 2 years.

IN TESTIMONY WHEREOF, we have hereunto set our hands and caused to be affixed the Great Seal of the State of Iowa at Des Moines, this Monday, December 02, 2024.

Governor

Secretary of State

(Seal)

Auditor of State

Treasurer of State

Secretary of Agriculture

Board of
State
Canvassers

State of IOWA
Abstract of Votes

We, the undersigned members of the State Board of Canvassers, hereby certify the following to be a true and correct abstract of the votes cast at the 2024 General Election held on Tuesday, November 05, 2024, for the various candidates for the office of State Representative District 34 shown by the county abstract returns.

State Representative District 34

Rob Johnson, DEM	Received Seven Thousand Seven Hundred and Eighty-Three (7,783) votes
Danielle Duggan, REP	Received Two Thousand Three Hundred and Forty-Five (2,345) votes
Scattering	Received Fifty-Two (52) votes
Total	Ten Thousand One Hundred and Eighty (10,180) votes

We therefore declare:

Rob Johnson to be duly elected for the office of State Representative District 34 for the term of 2 years.

IN TESTIMONY WHEREOF, we have hereunto set our hands and caused to be affixed the Great Seal of the State of Iowa at Des Moines, this Monday, December 02, 2024.

Governor

Secretary of State

(Seal)

Auditor of State

Treasurer of State

Secretary of Agriculture

Board of
State
Canvassers

State of IOWA
Abstract of Votes

We, the undersigned members of the State Board of Canvassers, hereby certify the following to be a true and correct abstract of the votes cast at the 2024 General Election held on Tuesday, November 05, 2024, for the various candidates for the office of State Representative District 35 shown by the county abstract returns.

State Representative District 35

Sean Bagniewski, DEM	Received Ten Thousand Five Hundred and Seventy-Four (10,574) votes
Angela Kay Schreader, REP	Received Four Thousand Five Hundred and Three (4,503) votes
David G. Green, LIB	Received Eight Hundred and Two (802) votes
Scattering	Received Forty-Five (45) votes
Total	Fifteen Thousand Nine Hundred and Twenty-Four (15,924) votes

We therefore declare:

Sean Bagniewski to be duly elected for the office of State Representative District 35 for the term of 2 years.

IN TESTIMONY WHEREOF, we have hereunto set our hands and caused to be affixed the Great Seal of the State of Iowa at Des Moines, this Monday, December 02, 2024.

Governor

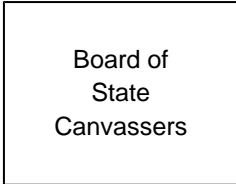
Secretary of State

(Seal)

Auditor of State

Treasurer of State

Secretary of Agriculture



State of IOWA
Abstract of Votes

We, the undersigned members of the State Board of Canvassers, hereby certify the following to be a true and correct abstract of the votes cast at the 2024 General Election held on Tuesday, November 05, 2024, for the various candidates for the office of State Representative District 36 shown by the county abstract returns.

State Representative District 36

Austin Baeth, DEM	Received Thirteen Thousand and Thirty-One (13,031) votes
Scattering	Received Three Hundred and Fifteen (315) votes
Total	Thirteen Thousand Three Hundred and Forty-Six (13,346) votes

We therefore declare:

Austin Baeth to be duly elected for the office of State Representative District 36 for the term of 2 years.

IN TESTIMONY WHEREOF, we have hereunto set our hands and caused to be affixed the Great Seal of the State of Iowa at Des Moines, this Monday, December 02, 2024.

Governor

Secretary of State

(Seal)

Auditor of State

Treasurer of State

Secretary of Agriculture

Board of
State
Canvassers

State of IOWA
Abstract of Votes

We, the undersigned members of the State Board of Canvassers, hereby certify the following to be a true and correct abstract of the votes cast at the 2024 General Election held on Tuesday, November 05, 2024, for the various candidates for the office of State Representative District 37 shown by the county abstract returns.

State Representative District 37

Barb Kniff McCulla, REP	Received Fourteen Thousand Nine Hundred and Fifty-Five (14,955) votes
Scattering	Received Two Hundred and Fifty-Eight (258) votes
Total	Fifteen Thousand Two Hundred and Thirteen (15,213) votes

We therefore declare:

Barb Kniff McCulla to be duly elected for the office of State Representative District 37 for the term of 2 years.

IN TESTIMONY WHEREOF, we have hereunto set our hands and caused to be affixed the Great Seal of the State of Iowa at Des Moines, this Monday, December 02, 2024.

Governor

Secretary of State

(Seal)

Auditor of State

Treasurer of State

Secretary of Agriculture

Board of
State
Canvassers

State of IOWA
Abstract of Votes

We, the undersigned members of the State Board of Canvassers, hereby certify the following to be a true and correct abstract of the votes cast at the 2024 General Election held on Tuesday, November 05, 2024, for the various candidates for the office of State Representative District 38 shown by the county abstract returns.

State Representative District 38

Brad Magg, DEM	Received Seven Thousand One Hundred and Sixty-Four (7,164) votes
Jon Dunwell, REP	Received Nine Thousand and Thirty-Five (9,035) votes
Scattering	Received Eight (8) votes
Total	Sixteen Thousand Two Hundred and Seven (16,207) votes

We therefore declare:

Jon Dunwell to be duly elected for the office of State Representative District 38 for the term of 2 years.

IN TESTIMONY WHEREOF, we have hereunto set our hands and caused to be affixed the Great Seal of the State of Iowa at Des Moines, this Monday, December 02, 2024.

Governor

Secretary of State

(Seal)

Auditor of State

Treasurer of State

Secretary of Agriculture



State of IOWA
Abstract of Votes

We, the undersigned members of the State Board of Canvassers, hereby certify the following to be a true and correct abstract of the votes cast at the 2024 General Election held on Tuesday, November 05, 2024, for the various candidates for the office of State Representative District 39 shown by the county abstract returns.

State Representative District 39

Rick L. Olson, DEM	Received Seven Thousand Five Hundred and Eleven (7,511) votes
Troy Clark, REP	Received Six Thousand Two Hundred and Seventeen (6,217) votes
Scattering	Received Thirty-Five (35) votes
Total	Thirteen Thousand Seven Hundred and Sixty-Three (13,763) votes

We therefore declare:

Rick L. Olson to be duly elected for the office of State Representative District 39 for the term of 2 years.

IN TESTIMONY WHEREOF, we have hereunto set our hands and caused to be affixed the Great Seal of the State of Iowa at Des Moines, this Monday, December 02, 2024.

Governor

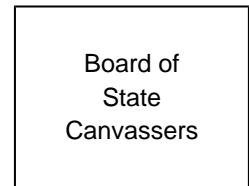
Secretary of State

(Seal)

Auditor of State

Treasurer of State

Secretary of Agriculture



State of IOWA
Abstract of Votes

We, the undersigned members of the State Board of Canvassers, hereby certify the following to be a true and correct abstract of the votes cast at the 2024 General Election held on Tuesday, November 05, 2024, for the various candidates for the office of State Representative District 40 shown by the county abstract returns.

State Representative District 40

Heather Sievers, DEM	Received Eight Thousand Four Hundred and Two (8,402) votes
Bill Gustoff, REP	Received Eight Thousand Seven Hundred and Twenty (8,720) votes
Scattering	Received Twenty-Four (24) votes
Total	Seventeen Thousand One Hundred and Forty-Six (17,146) votes

We therefore declare:

Bill Gustoff to be duly elected for the office of State Representative District 40 for the term of 2 years.

IN TESTIMONY WHEREOF, we have hereunto set our hands and caused to be affixed the Great Seal of the State of Iowa at Des Moines, this Monday, December 02, 2024.

Governor

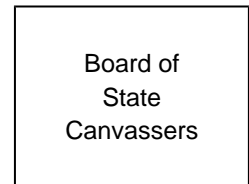
Secretary of State

(Seal)

Auditor of State

Treasurer of State

Secretary of Agriculture



State of IOWA
Abstract of Votes

We, the undersigned members of the State Board of Canvassers, hereby certify the following to be a true and correct abstract of the votes cast at the 2024 General Election held on Tuesday, November 05, 2024, for the various candidates for the office of State Representative District 41 shown by the county abstract returns.

State Representative District 41

Molly Buck, DEM	Received Ten Thousand Five Hundred and Sixty-Nine (10,569) votes
Ryan Weldon, REP	Received Ten Thousand Seven Hundred and Seven (10,707) votes
Scattering	Received Thirty-Three (33) votes
Total	Twenty-One Thousand Three Hundred and Nine (21,309) votes

We therefore declare:

Ryan Weldon to be duly elected for the office of State Representative District 41 for the term of 2 years.

IN TESTIMONY WHEREOF, we have hereunto set our hands and caused to be affixed the Great Seal of the State of Iowa at Des Moines, this Monday, December 02, 2024.

Governor

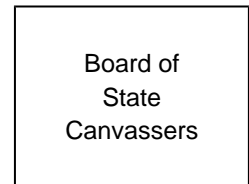
Secretary of State

(Seal)

Auditor of State

Treasurer of State

Secretary of Agriculture



State of IOWA
Abstract of Votes

We, the undersigned members of the State Board of Canvassers, hereby certify the following to be a true and correct abstract of the votes cast at the 2024 General Election held on Tuesday, November 05, 2024, for the various candidates for the office of State Representative District 42 shown by the county abstract returns.

State Representative District 42

Heather Matson, DEM	Received Nine Thousand One Hundred and Eight (9,108) votes
Heather Stephenson, REP	Received Eight Thousand Nine Hundred and Fifty-Nine (8,959) votes
Scattering	Received Twenty-Seven (27) votes
Total	Eighteen Thousand and Ninety-Four (18,094) votes

We therefore declare:

Heather Matson to be duly elected for the office of State Representative District 42 for the term of 2 years.

IN TESTIMONY WHEREOF, we have hereunto set our hands and caused to be affixed the Great Seal of the State of Iowa at Des Moines, this Monday, December 02, 2024.

Governor

Secretary of State

(Seal)

Auditor of State

Treasurer of State

Secretary of Agriculture

Board of
State
Canvassers

State of IOWA
Abstract of Votes

We, the undersigned members of the State Board of Canvassers, hereby certify the following to be a true and correct abstract of the votes cast at the 2024 General Election held on Tuesday, November 05, 2024, for the various candidates for the office of State Representative District 43 shown by the county abstract returns.

State Representative District 43

Tiara Mays-Sims, DEM	Received Eight Thousand Nine Hundred and Fifty-Nine (8,959) votes
Eddie Andrews, REP	Received Nine Thousand Five Hundred and Ninety-Eight (9,598) votes
Brett Harvey Nelson	Received Two Hundred and Eighty (280) votes
Scattering	Received Twenty-Three (23) votes
Total	Eighteen Thousand Eight Hundred and Sixty (18,860) votes

We therefore declare:

Eddie Andrews to be duly elected for the office of State Representative District 43 for the term of 2 years.

IN TESTIMONY WHEREOF, we have hereunto set our hands and caused to be affixed the Great Seal of the State of Iowa at Des Moines, this Monday, December 02, 2024.

Governor

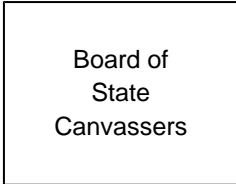
Secretary of State

(Seal)

Auditor of State

Treasurer of State

Secretary of Agriculture



State of IOWA
Abstract of Votes

We, the undersigned members of the State Board of Canvassers, hereby certify the following to be a true and correct abstract of the votes cast at the 2024 General Election held on Tuesday, November 05, 2024, for the various candidates for the office of State Representative District 44 shown by the county abstract returns.

State Representative District 44

Larry McBurney, DEM	Received Nine Thousand Seven Hundred and Sixty-Nine (9,769) votes
Jake Heard, LIB	Received Five Thousand Three Hundred and Thirteen (5,313) votes
Scattering	Received One Hundred and Twenty-Two (122) votes
Total	Fifteen Thousand Two Hundred and Four (15,204) votes

We therefore declare:

Larry McBurney to be duly elected for the office of State Representative District 44 for the term of 2 years.

IN TESTIMONY WHEREOF, we have hereunto set our hands and caused to be affixed the Great Seal of the State of Iowa at Des Moines, this Monday, December 02, 2024.

Governor

Secretary of State

(Seal)

Auditor of State

Treasurer of State

Secretary of Agriculture

Board of
State
Canvassers

State of IOWA
Abstract of Votes

We, the undersigned members of the State Board of Canvassers, hereby certify the following to be a true and correct abstract of the votes cast at the 2024 General Election held on Tuesday, November 05, 2024, for the various candidates for the office of State Representative District 45 shown by the county abstract returns.

State Representative District 45

Anthony William Thompson, DEM	Received Six Thousand Nine Hundred and Ninety-Eight (6,998) votes
Brian K. Lohse, REP	Received Twelve Thousand Eight Hundred and Twenty-Seven (12,827) votes
Scattering	Received Forty (40) votes
Total	Nineteen Thousand Eight Hundred and Sixty-Five (19,865) votes

We therefore declare:

Brian K. Lohse to be duly elected for the office of State Representative District 45 for the term of 2 years.

IN TESTIMONY WHEREOF, we have hereunto set our hands and caused to be affixed the Great Seal of the State of Iowa at Des Moines, this Monday, December 02, 2024.

Governor

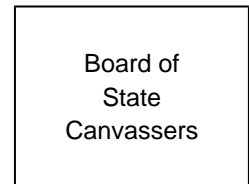
Secretary of State

(Seal)

Auditor of State

Treasurer of State

Secretary of Agriculture



State of IOWA
Abstract of Votes

We, the undersigned members of the State Board of Canvassers, hereby certify the following to be a true and correct abstract of the votes cast at the 2024 General Election held on Tuesday, November 05, 2024, for the various candidates for the office of State Representative District 46 shown by the county abstract returns.

State Representative District 46

Lynne Campbell, DEM	Received Eight Thousand Eight Hundred and Thirty-Four (8,834) votes
Dan Gehlbach, REP	Received Ten Thousand Eight Hundred and Sixty-Eight (10,868) votes
Scattering	Received Twenty (20) votes
Total	Nineteen Thousand Seven Hundred and Twenty-Two (19,722) votes

We therefore declare:

Dan Gehlbach to be duly elected for the office of State Representative District 46 for the term of 2 years.

IN TESTIMONY WHEREOF, we have hereunto set our hands and caused to be affixed the Great Seal of the State of Iowa at Des Moines, this Monday, December 02, 2024.

Governor

Secretary of State

(Seal)

Auditor of State

Treasurer of State

Secretary of Agriculture

Board of
State
Canvassers

State of IOWA
Abstract of Votes

We, the undersigned members of the State Board of Canvassers, hereby certify the following to be a true and correct abstract of the votes cast at the 2024 General Election held on Tuesday, November 05, 2024, for the various candidates for the office of State Representative District 47 shown by the county abstract returns.

State Representative District 47

Joe Shelly, DEM	Received Five Thousand Five Hundred and Seventy (5,570) votes
Carter Nordman, REP	Received Nine Thousand Nine Hundred and Fifty-Six (9,956) votes
Scattering	Received Twenty-Five (25) votes
Total	Fifteen Thousand Five Hundred and Fifty-One (15,551) votes

We therefore declare:

Carter Nordman to be duly elected for the office of State Representative District 47 for the term of 2 years.

IN TESTIMONY WHEREOF, we have hereunto set our hands and caused to be affixed the Great Seal of the State of Iowa at Des Moines, this Monday, December 02, 2024.

Governor

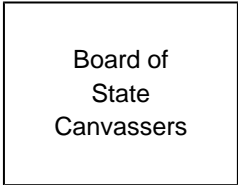
Secretary of State

(Seal)

Auditor of State

Treasurer of State

Secretary of Agriculture



State of IOWA
Abstract of Votes

We, the undersigned members of the State Board of Canvassers, hereby certify the following to be a true and correct abstract of the votes cast at the 2024 General Election held on Tuesday, November 05, 2024, for the various candidates for the office of State Representative District 48 shown by the county abstract returns.

State Representative District 48

Penny Vossler, DEM	Received Seven Thousand and Twenty-Two (7,022) votes
Chad Behn, REP	Received Ten Thousand Six Hundred and Fifty-Four (10,654) votes
Scattering	Received Twenty-Nine (29) votes
Total	Seventeen Thousand Seven Hundred and Five (17,705) votes

We therefore declare:

Chad Behn to be duly elected for the office of State Representative District 48 for the term of 2 years.

IN TESTIMONY WHEREOF, we have hereunto set our hands and caused to be affixed the Great Seal of the State of Iowa at Des Moines, this Monday, December 02, 2024.

Governor

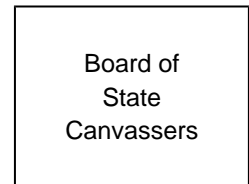
Secretary of State

(Seal)

Auditor of State

Treasurer of State

Secretary of Agriculture



State of IOWA
Abstract of Votes

We, the undersigned members of the State Board of Canvassers, hereby certify the following to be a true and correct abstract of the votes cast at the 2024 General Election held on Tuesday, November 05, 2024, for the various candidates for the office of State Representative District 49 shown by the county abstract returns.

State Representative District 49

Beth Wessel-Kroeschell, DEM	Received Seven Thousand Five Hundred (7,500) votes
Eric Cooper, LIB	Received Two Thousand Six Hundred and Thirty-Nine (2,639) votes
Scattering	Received Ninety-Two (92) votes
Total	Ten Thousand Two Hundred and Thirty-One (10,231) votes

We therefore declare:

Beth Wessel-Kroeschell to be duly elected for the office of State Representative District 49 for the term of 2 years.

IN TESTIMONY WHEREOF, we have hereunto set our hands and caused to be affixed the Great Seal of the State of Iowa at Des Moines, this Monday, December 02, 2024.

Governor

Secretary of State

(Seal)

Auditor of State

Treasurer of State

Secretary of Agriculture

Board of
State
Canvassers

State of IOWA
Abstract of Votes

We, the undersigned members of the State Board of Canvassers, hereby certify the following to be a true and correct abstract of the votes cast at the 2024 General Election held on Tuesday, November 05, 2024, for the various candidates for the office of State Representative District 50 shown by the county abstract returns.

State Representative District 50

Ross Wilburn, DEM	Received Eleven Thousand Eight Hundred and Two (11,802) votes
Scattering	Received Three Hundred and Sixty-Three (363) votes
Total	Twelve Thousand One Hundred and Sixty-Five (12,165) votes

We therefore declare:

Ross Wilburn to be duly elected for the office of State Representative District 50 for the term of 2 years.

IN TESTIMONY WHEREOF, we have hereunto set our hands and caused to be affixed the Great Seal of the State of Iowa at Des Moines, this Monday, December 02, 2024.

Governor

Secretary of State

(Seal)

Auditor of State

Treasurer of State

Secretary of Agriculture

Board of
State
Canvassers

State of IOWA
Abstract of Votes

We, the undersigned members of the State Board of Canvassers, hereby certify the following to be a true and correct abstract of the votes cast at the 2024 General Election held on Tuesday, November 05, 2024, for the various candidates for the office of State Representative District 51 shown by the county abstract returns.

State Representative District 51

Ryan Condon, DEM	Received Six Thousand Seven Hundred and Nineteen (6,719) votes
Brett Barker, REP	Received Eleven Thousand Two Hundred and Seventy-Five (11,275) votes
Scattering	Received Thirty-One (31) votes
Total	Eighteen Thousand and Twenty-Five (18,025) votes

We therefore declare:

Brett Barker to be duly elected for the office of State Representative District 51 for the term of 2 years.

IN TESTIMONY WHEREOF, we have hereunto set our hands and caused to be affixed the Great Seal of the State of Iowa at Des Moines, this Monday, December 02, 2024.

Governor

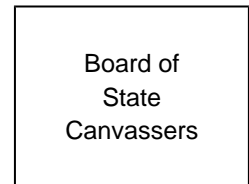
Secretary of State

(Seal)

Auditor of State

Treasurer of State

Secretary of Agriculture



State of IOWA
Abstract of Votes

We, the undersigned members of the State Board of Canvassers, hereby certify the following to be a true and correct abstract of the votes cast at the 2024 General Election held on Tuesday, November 05, 2024, for the various candidates for the office of State Representative District 52 shown by the county abstract returns.

State Representative District 52

Sue Cahill, DEM	Received Five Thousand Eight Hundred and Sixty-Nine (5,869) votes
David Blom, REP	Received Six Thousand Four Hundred and Thirty-Seven (6,437) votes
Scattering	Received Ten (10) votes
Total	Twelve Thousand Three Hundred and Sixteen (12,316) votes

We therefore declare:

David Blom to be duly elected for the office of State Representative District 52 for the term of 2 years.

IN TESTIMONY WHEREOF, we have hereunto set our hands and caused to be affixed the Great Seal of the State of Iowa at Des Moines, this Monday, December 02, 2024.

Governor

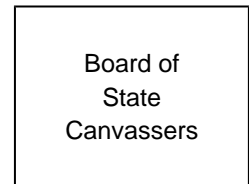
Secretary of State

(Seal)

Auditor of State

Treasurer of State

Secretary of Agriculture



State of IOWA
Abstract of Votes

We, the undersigned members of the State Board of Canvassers, hereby certify the following to be a true and correct abstract of the votes cast at the 2024 General Election held on Tuesday, November 05, 2024, for the various candidates for the office of State Representative District 53 shown by the county abstract returns.

State Representative District 53

Tommy Hexter, DEM	Received Six Thousand Seven Hundred and Forty-Five (6,745) votes
Dean Fisher, REP	Received Eight Thousand Eight Hundred and Eighty-Nine (8,889) votes
Scattering	Received Twenty-Four (24) votes
Total	Fifteen Thousand Six Hundred and Fifty-Eight (15,658) votes

We therefore declare:

Dean Fisher to be duly elected for the office of State Representative District 53 for the term of 2 years.

IN TESTIMONY WHEREOF, we have hereunto set our hands and caused to be affixed the Great Seal of the State of Iowa at Des Moines, this Monday, December 02, 2024.

Governor

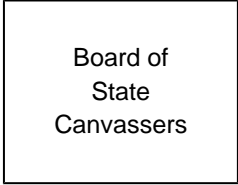
Secretary of State

(Seal)

Auditor of State

Treasurer of State

Secretary of Agriculture



State of IOWA
Abstract of Votes

We, the undersigned members of the State Board of Canvassers, hereby certify the following to be a true and correct abstract of the votes cast at the 2024 General Election held on Tuesday, November 05, 2024, for the various candidates for the office of State Representative District 54 shown by the county abstract returns.

State Representative District 54

Joshua Meggers, REP	Received Thirteen Thousand Four Hundred and Thirty-Five (13,435) votes
Scattering	Received Two Hundred and Eleven (211) votes
Total	Thirteen Thousand Six Hundred and Forty-Six (13,646) votes

We therefore declare:

Joshua Meggers to be duly elected for the office of State Representative District 54 for the term of 2 years.

IN TESTIMONY WHEREOF, we have hereunto set our hands and caused to be affixed the Great Seal of the State of Iowa at Des Moines, this Monday, December 02, 2024.

Governor

Secretary of State

(Seal)

Auditor of State

Treasurer of State

Secretary of Agriculture

Board of
State
Canvassers

State of IOWA
Abstract of Votes

We, the undersigned members of the State Board of Canvassers, hereby certify the following to be a true and correct abstract of the votes cast at the 2024 General Election held on Tuesday, November 05, 2024, for the various candidates for the office of State Representative District 55 shown by the county abstract returns.

State Representative District 55

Shannon Latham, REP	Received Thirteen Thousand and Three (13,003) votes
Scattering	Received Two Hundred and Twenty-Eight (228) votes
Total	Thirteen Thousand Two Hundred and Thirty-One (13,231) votes

We therefore declare:

Shannon Latham to be duly elected for the office of State Representative District 55 for the term of 2 years.

IN TESTIMONY WHEREOF, we have hereunto set our hands and caused to be affixed the Great Seal of the State of Iowa at Des Moines, this Monday, December 02, 2024.

Governor

Secretary of State

Auditor of State

Treasurer of State

Secretary of Agriculture

(Seal)

Board of State Canvassers

State of IOWA
Abstract of Votes

We, the undersigned members of the State Board of Canvassers, hereby certify the following to be a true and correct abstract of the votes cast at the 2024 General Election held on Tuesday, November 05, 2024, for the various candidates for the office of State Representative District 56 shown by the county abstract returns.

State Representative District 56

Kyle Kruse, DEM	Received Three Thousand Eight Hundred and Seventy-Six (3,876) votes
Mark I. Thompson, REP	Received Eleven Thousand One Hundred and Sixty-Seven (11,167) votes
Scattering	Received Twenty-Three (23) votes
Total	Fifteen Thousand and Sixty-Six (15,066) votes

We therefore declare:

Mark I. Thompson to be duly elected for the office of State Representative District 56 for the term of 2 years.

IN TESTIMONY WHEREOF, we have hereunto set our hands and caused to be affixed the Great Seal of the State of Iowa at Des Moines, this Monday, December 02, 2024.

Governor

Secretary of State

(Seal)

Auditor of State

Treasurer of State

Secretary of Agriculture

Board of
State
Canvassers

State of IOWA
Abstract of Votes

We, the undersigned members of the State Board of Canvassers, hereby certify the following to be a true and correct abstract of the votes cast at the 2024 General Election held on Tuesday, November 05, 2024, for the various candidates for the office of State Representative District 57 shown by the county abstract returns.

State Representative District 57

Shawn Ellerbroek, DEM	Received Seven Thousand One Hundred and Eighty (7,180) votes
Pat Grassley, REP	Received Ten Thousand Eight Hundred and Sixty-Nine (10,869) votes
Scattering	Received Eighteen (18) votes
Total	Eighteen Thousand and Sixty-Seven (18,067) votes

We therefore declare:

Pat Grassley to be duly elected for the office of State Representative District 57 for the term of 2 years.

IN TESTIMONY WHEREOF, we have hereunto set our hands and caused to be affixed the Great Seal of the State of Iowa at Des Moines, this Monday, December 02, 2024.

Governor

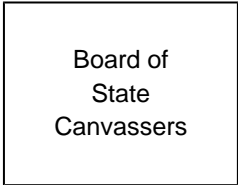
Secretary of State

(Seal)

Auditor of State

Treasurer of State

Secretary of Agriculture



State of IOWA
Abstract of Votes

We, the undersigned members of the State Board of Canvassers, hereby certify the following to be a true and correct abstract of the votes cast at the 2024 General Election held on Tuesday, November 05, 2024, for the various candidates for the office of State Representative District 58 shown by the county abstract returns.

State Representative District 58

Gail Allison, DEM	Received Five Thousand Seven Hundred and Eighty-Two (5,782) votes
Charley Thomson, REP	Received Ten Thousand and Sixty (10,060) votes
Scattering	Received Twenty-One (21) votes
Total	Fifteen Thousand Eight Hundred and Sixty-Three (15,863) votes

We therefore declare:

Charley Thomson to be duly elected for the office of State Representative District 58 for the term of 2 years.

IN TESTIMONY WHEREOF, we have hereunto set our hands and caused to be affixed the Great Seal of the State of Iowa at Des Moines, this Monday, December 02, 2024.

Governor

Secretary of State

(Seal)

Auditor of State

Treasurer of State

Secretary of Agriculture

Board of
State
Canvassers

State of IOWA
Abstract of Votes

We, the undersigned members of the State Board of Canvassers, hereby certify the following to be a true and correct abstract of the votes cast at the 2024 General Election held on Tuesday, November 05, 2024, for the various candidates for the office of State Representative District 59 shown by the county abstract returns.

State Representative District 59

Jeremy True, DEM	Received Seven Thousand Six Hundred and Ninety-Eight (7,698) votes
Christian Hermanson, REP	Received Eight Thousand and Sixty-Nine (8,069) votes
Scattering	Received Fifteen (15) votes
Total	Fifteen Thousand Seven Hundred and Eighty-Two (15,782) votes

We therefore declare:

Christian Hermanson to be duly elected for the office of State Representative District 59 for the term of 2 years.

IN TESTIMONY WHEREOF, we have hereunto set our hands and caused to be affixed the Great Seal of the State of Iowa at Des Moines, this Monday, December 02, 2024.

Governor

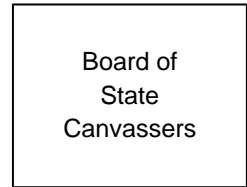
Secretary of State

(Seal)

Auditor of State

Treasurer of State

Secretary of Agriculture



State of IOWA
Abstract of Votes

We, the undersigned members of the State Board of Canvassers, hereby certify the following to be a true and correct abstract of the votes cast at the 2024 General Election held on Tuesday, November 05, 2024, for the various candidates for the office of State Representative District 60 shown by the county abstract returns.

State Representative District 60

Jane E. Bloomingdale, REP	Received Fourteen Thousand Four Hundred and Fifty-Nine (14,459) votes
Scattering	Received Two Hundred and Forty (240) votes
Total	Fourteen Thousand Six Hundred and Ninety-Nine (14,699) votes

We therefore declare:

Jane E. Bloomingdale to be duly elected for the office of State Representative District 60 for the term of 2 years.

IN TESTIMONY WHEREOF, we have hereunto set our hands and caused to be affixed the Great Seal of the State of Iowa at Des Moines, this Monday, December 02, 2024.

Governor

Secretary of State

(Seal)

Auditor of State

Treasurer of State

Secretary of Agriculture



State of IOWA
Abstract of Votes

We, the undersigned members of the State Board of Canvassers, hereby certify the following to be a true and correct abstract of the votes cast at the 2024 General Election held on Tuesday, November 05, 2024, for the various candidates for the office of State Representative District 61 shown by the county abstract returns.

State Representative District 61

Timi Brown-Powers, DEM	Received Nine Thousand Two Hundred and Thirty (9,230) votes
Scattering	Received Two Hundred and Fifteen (215) votes
Total	Nine Thousand Four Hundred and Forty-Five (9,445) votes

We therefore declare:

Timi Brown-Powers to be duly elected for the office of State Representative District 61 for the term of 2 years.

IN TESTIMONY WHEREOF, we have hereunto set our hands and caused to be affixed the Great Seal of the State of Iowa at Des Moines, this Monday, December 02, 2024.

Governor

Secretary of State

(Seal)

Auditor of State

Treasurer of State

Secretary of Agriculture

Board of
State
Canvassers

State of IOWA
Abstract of Votes

We, the undersigned members of the State Board of Canvassers, hereby certify the following to be a true and correct abstract of the votes cast at the 2024 General Election held on Tuesday, November 05, 2024, for the various candidates for the office of State Representative District 62 shown by the county abstract returns.

State Representative District 62

Jerome Amos Jr, DEM	Received Seven Thousand One Hundred and Thirty-Five (7,135) votes
Ervin Sabic, LIB	Received Two Thousand Two Hundred and Seventy-Three (2,273) votes
Scattering	Received Sixty-Seven (67) votes
Total	Nine Thousand Four Hundred and Seventy-Five (9,475) votes

We therefore declare:

Jerome Amos Jr to be duly elected for the office of State Representative District 62 for the term of 2 years.

IN TESTIMONY WHEREOF, we have hereunto set our hands and caused to be affixed the Great Seal of the State of Iowa at Des Moines, this Monday, December 02, 2024.

Governor

Secretary of State

(Seal)

Auditor of State

Treasurer of State

Secretary of Agriculture

Board of
State
Canvassers

State of IOWA
Abstract of Votes

We, the undersigned members of the State Board of Canvassers, hereby certify the following to be a true and correct abstract of the votes cast at the 2024 General Election held on Tuesday, November 05, 2024, for the various candidates for the office of State Representative District 63 shown by the county abstract returns.

State Representative District 63

Michael R. Bergan, REP	Received Thirteen Thousand Five Hundred and Sixty-Six (13,566) votes
Scattering	Received Two Hundred and Eighty-Eight (288) votes
Total	Thirteen Thousand Eight Hundred and Fifty-Four (13,854) votes

We therefore declare:

Michael R. Bergan to be duly elected for the office of State Representative District 63 for the term of 2 years.

IN TESTIMONY WHEREOF, we have hereunto set our hands and caused to be affixed the Great Seal of the State of Iowa at Des Moines, this Monday, December 02, 2024.

Governor

Secretary of State

(Seal)

Auditor of State

Treasurer of State

Secretary of Agriculture

Board of
State
Canvassers

State of IOWA
Abstract of Votes

We, the undersigned members of the State Board of Canvassers, hereby certify the following to be a true and correct abstract of the votes cast at the 2024 General Election held on Tuesday, November 05, 2024, for the various candidates for the office of State Representative District 64 shown by the county abstract returns.

State Representative District 64

Jason Gearhart, REP	Received Ten Thousand Eight Hundred and Twenty-Four (10,824) votes
Ian Zahren	Received Five Thousand One Hundred and Fourteen (5,114) votes
Scattering	Received Forty-Five (45) votes
Total	Fifteen Thousand Nine Hundred and Eighty-Three (15,983) votes

We therefore declare:

Jason Gearhart to be duly elected for the office of State Representative District 64 for the term of 2 years.

IN TESTIMONY WHEREOF, we have hereunto set our hands and caused to be affixed the Great Seal of the State of Iowa at Des Moines, this Monday, December 02, 2024.

Governor

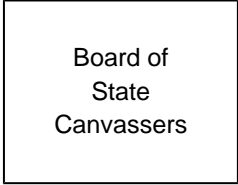
Secretary of State

(Seal)

Auditor of State

Treasurer of State

Secretary of Agriculture



State of IOWA
Abstract of Votes

We, the undersigned members of the State Board of Canvassers, hereby certify the following to be a true and correct abstract of the votes cast at the 2024 General Election held on Tuesday, November 05, 2024, for the various candidates for the office of State Representative District 65 shown by the county abstract returns.

State Representative District 65

Carolyn Wiezorek, DEM	Received Six Thousand Six Hundred and Twenty-Three (6,623) votes
Shannon Lundgren, REP	Received Eleven Thousand Nine Hundred and Thirty-Four (11,934) votes
Scattering	Received Twenty (20) votes
Total	Eighteen Thousand Five Hundred and Seventy-Seven (18,577) votes

We therefore declare:

Shannon Lundgren to be duly elected for the office of State Representative District 65 for the term of 2 years.

IN TESTIMONY WHEREOF, we have hereunto set our hands and caused to be affixed the Great Seal of the State of Iowa at Des Moines, this Monday, December 02, 2024.

Governor

Secretary of State

(Seal)

Auditor of State

Treasurer of State

Secretary of Agriculture



State of IOWA
Abstract of Votes

We, the undersigned members of the State Board of Canvassers, hereby certify the following to be a true and correct abstract of the votes cast at the 2024 General Election held on Tuesday, November 05, 2024, for the various candidates for the office of State Representative District 66 shown by the county abstract returns.

State Representative District 66

Andy McKean, DEM	Received Seven Thousand Six Hundred and Seventy (7,670) votes
Steven P Bradley, REP	Received Nine Thousand Five Hundred and Forty-One (9,541) votes
Scattering	Received Thirteen (13) votes
Total	Seventeen Thousand Two Hundred and Twenty-Four (17,224) votes

We therefore declare:

Steven P Bradley to be duly elected for the office of State Representative District 66 for the term of 2 years.

IN TESTIMONY WHEREOF, we have hereunto set our hands and caused to be affixed the Great Seal of the State of Iowa at Des Moines, this Monday, December 02, 2024.

Governor

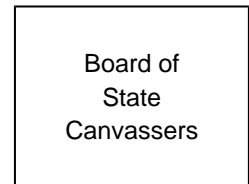
Secretary of State

(Seal)

Auditor of State

Treasurer of State

Secretary of Agriculture



State of IOWA
Abstract of Votes

We, the undersigned members of the State Board of Canvassers, hereby certify the following to be a true and correct abstract of the votes cast at the 2024 General Election held on Tuesday, November 05, 2024, for the various candidates for the office of State Representative District 67 shown by the county abstract returns.

State Representative District 67

Craig Johnson, REP	Received Fourteen Thousand One Hundred and Seventy-Eight (14,178) votes
Scattering	Received Two Hundred and Sixty-Five (265) votes
Total	Fourteen Thousand Four Hundred and Forty-Three (14,443) votes

We therefore declare:

Craig Johnson to be duly elected for the office of State Representative District 67 for the term of 2 years.

IN TESTIMONY WHEREOF, we have hereunto set our hands and caused to be affixed the Great Seal of the State of Iowa at Des Moines, this Monday, December 02, 2024.

Governor

Secretary of State

(Seal)

Auditor of State

Treasurer of State

Secretary of Agriculture



State of IOWA
Abstract of Votes

We, the undersigned members of the State Board of Canvassers, hereby certify the following to be a true and correct abstract of the votes cast at the 2024 General Election held on Tuesday, November 05, 2024, for the various candidates for the office of State Representative District 68 shown by the county abstract returns.

State Representative District 68

Tim O'Brien, DEM	Received Five Thousand and Thirty-Seven (5,037) votes
Chad Ingels, REP	Received Ten Thousand Three Hundred and Fifty-Five (10,355) votes
Scattering	Received Fourteen (14) votes
Total	Fifteen Thousand Four Hundred and Six (15,406) votes

We therefore declare:

Chad Ingels to be duly elected for the office of State Representative District 68 for the term of 2 years.

IN TESTIMONY WHEREOF, we have hereunto set our hands and caused to be affixed the Great Seal of the State of Iowa at Des Moines, this Monday, December 02, 2024.

Governor

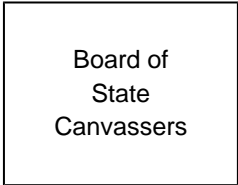
Secretary of State

(Seal)

Auditor of State

Treasurer of State

Secretary of Agriculture



State of IOWA
Abstract of Votes

We, the undersigned members of the State Board of Canvassers, hereby certify the following to be a true and correct abstract of the votes cast at the 2024 General Election held on Tuesday, November 05, 2024, for the various candidates for the office of State Representative District 69 shown by the county abstract returns.

State Representative District 69

Randy Meier, DEM	Received Six Thousand Four Hundred and Fifty-Four (6,454) votes
Tom Determann, REP	Received Eight Thousand Five Hundred and Sixty-Eight (8,568) votes
Scattering	Received Nine (9) votes
Total	Fifteen Thousand and Thirty-One (15,031) votes

We therefore declare:

Tom Determann to be duly elected for the office of State Representative District 69 for the term of 2 years.

IN TESTIMONY WHEREOF, we have hereunto set our hands and caused to be affixed the Great Seal of the State of Iowa at Des Moines, this Monday, December 02, 2024.

Governor

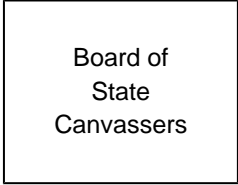
Secretary of State

(Seal)

Auditor of State

Treasurer of State

Secretary of Agriculture



State of IOWA
Abstract of Votes

We, the undersigned members of the State Board of Canvassers, hereby certify the following to be a true and correct abstract of the votes cast at the 2024 General Election held on Tuesday, November 05, 2024, for the various candidates for the office of State Representative District 70 shown by the county abstract returns.

State Representative District 70

Kay Pence, DEM	Received Six Thousand Seven Hundred and Eight (6,708) votes
Norlin Mommsen, REP	Received Ten Thousand Six Hundred and Sixty-One (10,661) votes
Scattering	Received Twenty-Two (22) votes
Total	Seventeen Thousand Three Hundred and Ninety-One (17,391) votes

We therefore declare:

Norlin Mommsen to be duly elected for the office of State Representative District 70 for the term of 2 years.

IN TESTIMONY WHEREOF, we have hereunto set our hands and caused to be affixed the Great Seal of the State of Iowa at Des Moines, this Monday, December 02, 2024.

Governor

Secretary of State

(Seal)

Auditor of State

Treasurer of State

Secretary of Agriculture

Board of
State
Canvassers

State of IOWA
Abstract of Votes

We, the undersigned members of the State Board of Canvassers, hereby certify the following to be a true and correct abstract of the votes cast at the 2024 General Election held on Tuesday, November 05, 2024, for the various candidates for the office of State Representative District 71 shown by the county abstract returns.

State Representative District 71

Lindsay James, DEM	Received Seven Thousand Nine Hundred and Seventy-One (7,971) votes
James W. McClain, REP	Received Six Thousand Two Hundred and Twenty (6,220) votes
Scattering	Received Twenty-One (21) votes
Total	Fourteen Thousand Two Hundred and Twelve (14,212) votes

We therefore declare:

Lindsay James to be duly elected for the office of State Representative District 71 for the term of 2 years.

IN TESTIMONY WHEREOF, we have hereunto set our hands and caused to be affixed the Great Seal of the State of Iowa at Des Moines, this Monday, December 02, 2024.

Governor

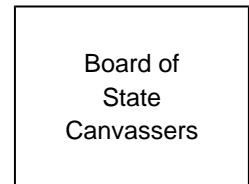
Secretary of State

(Seal)

Auditor of State

Treasurer of State

Secretary of Agriculture



State of IOWA
Abstract of Votes

We, the undersigned members of the State Board of Canvassers, hereby certify the following to be a true and correct abstract of the votes cast at the 2024 General Election held on Tuesday, November 05, 2024, for the various candidates for the office of State Representative District 72 shown by the county abstract returns.

State Representative District 72

Charles Isenhart, DEM	Received Seven Thousand Five Hundred and Thirteen (7,513) votes
Jennifer J. Smith, REP	Received Eight Thousand Five Hundred and Seventy-Five (8,575) votes
Scattering	Received Twenty-Six (26) votes
Total	Sixteen Thousand One Hundred and Fourteen (16,114) votes

We therefore declare:

Jennifer J. Smith to be duly elected for the office of State Representative District 72 for the term of 2 years.

IN TESTIMONY WHEREOF, we have hereunto set our hands and caused to be affixed the Great Seal of the State of Iowa at Des Moines, this Monday, December 02, 2024.

Governor

Secretary of State

(Seal)

Auditor of State

Treasurer of State

Secretary of Agriculture

Board of
State
Canvassers

State of IOWA
Abstract of Votes

We, the undersigned members of the State Board of Canvassers, hereby certify the following to be a true and correct abstract of the votes cast at the 2024 General Election held on Tuesday, November 05, 2024, for the various candidates for the office of State Representative District 73 shown by the county abstract returns.

State Representative District 73

Elizabeth Wilson, DEM	Received Twelve Thousand Two Hundred and Thirteen (12,213) votes
Scattering	Received Five Hundred and Seventy-Four (574) votes
Total	Twelve Thousand Seven Hundred and Eighty-Seven (12,787) votes

We therefore declare:

Elizabeth Wilson to be duly elected for the office of State Representative District 73 for the term of 2 years.

IN TESTIMONY WHEREOF, we have hereunto set our hands and caused to be affixed the Great Seal of the State of Iowa at Des Moines, this Monday, December 02, 2024.

Governor

Secretary of State

(Seal)

Auditor of State

Treasurer of State

Secretary of Agriculture

Board of
State
Canvassers

State of IOWA
Abstract of Votes

We, the undersigned members of the State Board of Canvassers, hereby certify the following to be a true and correct abstract of the votes cast at the 2024 General Election held on Tuesday, November 05, 2024, for the various candidates for the office of State Representative District 74 shown by the county abstract returns.

State Representative District 74

Eric Gjerde, DEM	Received Eleven Thousand Three Hundred and Sixty-Eight (11,368) votes
Scattering	Received Four Hundred and Twenty-Seven (427) votes
Total	Eleven Thousand Seven Hundred and Ninety-Five (11,795) votes

We therefore declare:

Eric Gjerde to be duly elected for the office of State Representative District 74 for the term of 2 years.

IN TESTIMONY WHEREOF, we have hereunto set our hands and caused to be affixed the Great Seal of the State of Iowa at Des Moines, this Monday, December 02, 2024.

Governor

Secretary of State

(Seal)

Auditor of State

Treasurer of State

Secretary of Agriculture

Board of
State
Canvassers

State of IOWA
Abstract of Votes

We, the undersigned members of the State Board of Canvassers, hereby certify the following to be a true and correct abstract of the votes cast at the 2024 General Election held on Tuesday, November 05, 2024, for the various candidates for the office of State Representative District 75 shown by the county abstract returns.

State Representative District 75

Bob Kressig, DEM	Received Eleven Thousand Five Hundred and Twenty-Nine (11,529) votes
Scattering	Received Two Hundred and Seventy-One (271) votes
Total	Eleven Thousand Eight Hundred (11,800) votes

We therefore declare:

Bob Kressig to be duly elected for the office of State Representative District 75 for the term of 2 years.

IN TESTIMONY WHEREOF, we have hereunto set our hands and caused to be affixed the Great Seal of the State of Iowa at Des Moines, this Monday, December 02, 2024.

Governor

Secretary of State

(Seal)

Auditor of State

Treasurer of State

Secretary of Agriculture

Board of
State
Canvassers

State of IOWA
Abstract of Votes

We, the undersigned members of the State Board of Canvassers, hereby certify the following to be a true and correct abstract of the votes cast at the 2024 General Election held on Tuesday, November 05, 2024, for the various candidates for the office of State Representative District 76 shown by the county abstract returns.

State Representative District 76

Jarred Johnston, DEM	Received Six Thousand Seven Hundred and Sixty-Two (6,762) votes
Derek Wulf, REP	Received Ten Thousand Three Hundred and Forty-Seven (10,347) votes
Scattering	Received Nineteen (19) votes
Total	Seventeen Thousand One Hundred and Twenty-Eight (17,128) votes

We therefore declare:

Derek Wulf to be duly elected for the office of State Representative District 76 for the term of 2 years.

IN TESTIMONY WHEREOF, we have hereunto set our hands and caused to be affixed the Great Seal of the State of Iowa at Des Moines, this Monday, December 02, 2024.

Governor

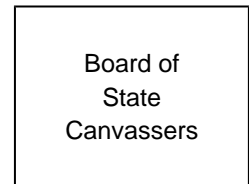
Secretary of State

(Seal)

Auditor of State

Treasurer of State

Secretary of Agriculture



State of IOWA
Abstract of Votes

We, the undersigned members of the State Board of Canvassers, hereby certify the following to be a true and correct abstract of the votes cast at the 2024 General Election held on Tuesday, November 05, 2024, for the various candidates for the office of State Representative District 77 shown by the county abstract returns.

State Representative District 77

Jeff Cooling, DEM	Received Nine Thousand Five Hundred and Twenty-Three (9,523) votes
Scattering	Received Three Hundred and Thirty (330) votes
Total	Nine Thousand Eight Hundred and Fifty-Three (9,853) votes

We therefore declare:

Jeff Cooling to be duly elected for the office of State Representative District 77 for the term of 2 years.

IN TESTIMONY WHEREOF, we have hereunto set our hands and caused to be affixed the Great Seal of the State of Iowa at Des Moines, this Monday, December 02, 2024.

Governor

Secretary of State

(Seal)

Auditor of State

Treasurer of State

Secretary of Agriculture

Board of
State
Canvassers

State of IOWA
Abstract of Votes

We, the undersigned members of the State Board of Canvassers, hereby certify the following to be a true and correct abstract of the votes cast at the 2024 General Election held on Tuesday, November 05, 2024, for the various candidates for the office of State Representative District 78 shown by the county abstract returns.

State Representative District 78

Sami Scheetz, DEM	Received Ten Thousand Eight Hundred and Three (10,803) votes
Scattering	Received Three Hundred and Sixty-Five (365) votes
Total	Eleven Thousand One Hundred and Sixty-Eight (11,168) votes

We therefore declare:

Sami Scheetz to be duly elected for the office of State Representative District 78 for the term of 2 years.

IN TESTIMONY WHEREOF, we have hereunto set our hands and caused to be affixed the Great Seal of the State of Iowa at Des Moines, this Monday, December 02, 2024.

Governor

Secretary of State

(Seal)

Auditor of State

Treasurer of State

Secretary of Agriculture

Board of
State
Canvassers

State of IOWA
Abstract of Votes

We, the undersigned members of the State Board of Canvassers, hereby certify the following to be a true and correct abstract of the votes cast at the 2024 General Election held on Tuesday, November 05, 2024, for the various candidates for the office of State Representative District 79 shown by the county abstract returns.

State Representative District 79

Tracy Ehlert, DEM	Received Nine Thousand Two Hundred and Twenty-Two (9,222) votes
Barclay Woerner, REP	Received Five Thousand Nine Hundred and Forty-Seven (5,947) votes
Scattering	Received Nineteen (19) votes
Total	Fifteen Thousand One Hundred and Eighty-Eight (15,188) votes

We therefore declare:

Tracy Ehlert to be duly elected for the office of State Representative District 79 for the term of 2 years.

IN TESTIMONY WHEREOF, we have hereunto set our hands and caused to be affixed the Great Seal of the State of Iowa at Des Moines, this Monday, December 02, 2024.

Governor

Secretary of State

(Seal)

Auditor of State

Treasurer of State

Secretary of Agriculture

Board of
State
Canvassers

State of IOWA
Abstract of Votes

We, the undersigned members of the State Board of Canvassers, hereby certify the following to be a true and correct abstract of the votes cast at the 2024 General Election held on Tuesday, November 05, 2024, for the various candidates for the office of State Representative District 80 shown by the county abstract returns.

State Representative District 80

Aime J. Wichtendahl, DEM	Received Nine Thousand and Seventy (9,070) votes
John Thompson, REP	Received Eight Thousand Two Hundred and Forty-Two (8,242) votes
Scattering	Received Seventeen (17) votes
Total	Seventeen Thousand Three Hundred and Twenty-Nine (17,329) votes

We therefore declare:

Aime J. Wichtendahl to be duly elected for the office of State Representative District 80 for the term of 2 years.

IN TESTIMONY WHEREOF, we have hereunto set our hands and caused to be affixed the Great Seal of the State of Iowa at Des Moines, this Monday, December 02, 2024.

Governor

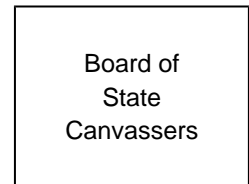
Secretary of State

(Seal)

Auditor of State

Treasurer of State

Secretary of Agriculture



State of IOWA
Abstract of Votes

We, the undersigned members of the State Board of Canvassers, hereby certify the following to be a true and correct abstract of the votes cast at the 2024 General Election held on Tuesday, November 05, 2024, for the various candidates for the office of State Representative District 81 shown by the county abstract returns.

State Representative District 81

Daniel Gosa, DEM	Received Nine Thousand Eight Hundred and Six (9,806) votes
Scattering	Received Five Hundred and Seventy-Six (576) votes
Total	Ten Thousand Three Hundred and Eighty-Two (10,382) votes

We therefore declare:

Daniel Gosa to be duly elected for the office of State Representative District 81 for the term of 2 years.

IN TESTIMONY WHEREOF, we have hereunto set our hands and caused to be affixed the Great Seal of the State of Iowa at Des Moines, this Monday, December 02, 2024.

Governor

Secretary of State

(Seal)

Auditor of State

Treasurer of State

Secretary of Agriculture

Board of
State
Canvassers

State of IOWA
Abstract of Votes

We, the undersigned members of the State Board of Canvassers, hereby certify the following to be a true and correct abstract of the votes cast at the 2024 General Election held on Tuesday, November 05, 2024, for the various candidates for the office of State Representative District 82 shown by the county abstract returns.

State Representative District 82

Phil Wiese, DEM	Received Six Thousand Seven Hundred and Sixteen (6,716) votes
Bobby Kaufmann, REP	Received Ten Thousand Three Hundred and Twelve (10,312) votes
Scattering	Received Nine (9) votes
Total	Seventeen Thousand and Thirty-Seven (17,037) votes

We therefore declare:

Bobby Kaufmann to be duly elected for the office of State Representative District 82 for the term of 2 years.

IN TESTIMONY WHEREOF, we have hereunto set our hands and caused to be affixed the Great Seal of the State of Iowa at Des Moines, this Monday, December 02, 2024.

Governor

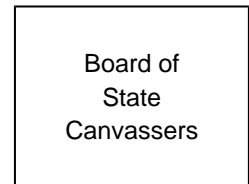
Secretary of State

(Seal)

Auditor of State

Treasurer of State

Secretary of Agriculture



State of IOWA
Abstract of Votes

We, the undersigned members of the State Board of Canvassers, hereby certify the following to be a true and correct abstract of the votes cast at the 2024 General Election held on Tuesday, November 05, 2024, for the various candidates for the office of State Representative District 83 shown by the county abstract returns.

State Representative District 83

Kent McNally, DEM	Received Seven Thousand Nine Hundred and Forty-Seven (7,947) votes
Cindy Golding, REP	Received Eleven Thousand Three Hundred and Twenty-One (11,321) votes
Scattering	Received Fourteen (14) votes
Total	Nineteen Thousand Two Hundred and Eighty-Two (19,282) votes

We therefore declare:

Cindy Golding to be duly elected for the office of State Representative District 83 for the term of 2 years.

IN TESTIMONY WHEREOF, we have hereunto set our hands and caused to be affixed the Great Seal of the State of Iowa at Des Moines, this Monday, December 02, 2024.

Governor

Secretary of State

(Seal)

Auditor of State

Treasurer of State

Secretary of Agriculture

Board of
State
Canvassers

State of IOWA
Abstract of Votes

We, the undersigned members of the State Board of Canvassers, hereby certify the following to be a true and correct abstract of the votes cast at the 2024 General Election held on Tuesday, November 05, 2024, for the various candidates for the office of State Representative District 84 shown by the county abstract returns.

State Representative District 84

Thomas Gerhold, REP	Received Eleven Thousand Six Hundred and Seventy-Two (11,672) votes
Ashley Meredith, LIB	Received Four Thousand Two Hundred and Fifty (4,250) votes
Scattering	Received Ninety-Nine (99) votes
Total	Sixteen Thousand and Twenty-One (16,021) votes

We therefore declare:

Thomas Gerhold to be duly elected for the office of State Representative District 84 for the term of 2 years.

IN TESTIMONY WHEREOF, we have hereunto set our hands and caused to be affixed the Great Seal of the State of Iowa at Des Moines, this Monday, December 02, 2024.

Governor

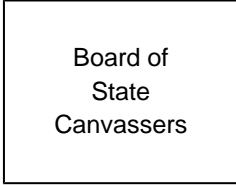
Secretary of State

(Seal)

Auditor of State

Treasurer of State

Secretary of Agriculture



State of IOWA
Abstract of Votes

We, the undersigned members of the State Board of Canvassers, hereby certify the following to be a true and correct abstract of the votes cast at the 2024 General Election held on Tuesday, November 05, 2024, for the various candidates for the office of State Representative District 85 shown by the county abstract returns.

State Representative District 85

Amy Nielsen, DEM	Received Thirteen Thousand Seven Hundred and Ninety-Four (13,794) votes
Scattering	Received Three Hundred and Twenty-Six (326) votes
Total	Fourteen Thousand One Hundred and Twenty (14,120) votes

We therefore declare:

Amy Nielsen to be duly elected for the office of State Representative District 85 for the term of 2 years.

IN TESTIMONY WHEREOF, we have hereunto set our hands and caused to be affixed the Great Seal of the State of Iowa at Des Moines, this Monday, December 02, 2024.

Governor

Secretary of State

(Seal)

Auditor of State

Treasurer of State

Secretary of Agriculture

Board of
State
Canvassers

State of IOWA
Abstract of Votes

We, the undersigned members of the State Board of Canvassers, hereby certify the following to be a true and correct abstract of the votes cast at the 2024 General Election held on Tuesday, November 05, 2024, for the various candidates for the office of State Representative District 86 shown by the county abstract returns.

State Representative District 86

Dave Jacoby, DEM	Received Twelve Thousand Five Hundred and Forty-Four (12,544) votes
Stephen Knoner, REP	Received Three Thousand Nine Hundred and Thirty-Four (3,934) votes
Scattering	Received Twenty-Six (26) votes
Total	Sixteen Thousand Five Hundred and Four (16,504) votes

We therefore declare:

Dave Jacoby to be duly elected for the office of State Representative District 86 for the term of 2 years.

IN TESTIMONY WHEREOF, we have hereunto set our hands and caused to be affixed the Great Seal of the State of Iowa at Des Moines, this Monday, December 02, 2024.

Governor

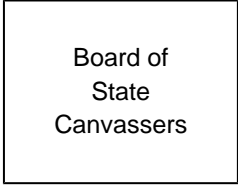
Secretary of State

(Seal)

Auditor of State

Treasurer of State

Secretary of Agriculture



State of IOWA
Abstract of Votes

We, the undersigned members of the State Board of Canvassers, hereby certify the following to be a true and correct abstract of the votes cast at the 2024 General Election held on Tuesday, November 05, 2024, for the various candidates for the office of State Representative District 87 shown by the county abstract returns.

State Representative District 87

Thomas O'Donnell, DEM	Received Five Thousand Six Hundred and Fifty-Five (5,655) votes
Jeff Shipley, REP	Received Eight Thousand Two Hundred and Twenty-One (8,221) votes
Curtis Oliver	Received Three Hundred and Eighty-Six (386) votes
Scattering	Received Twenty-Five (25) votes
Total	Fourteen Thousand Two Hundred and Eighty-Seven (14,287) votes

We therefore declare:

Jeff Shipley to be duly elected for the office of State Representative District 87 for the term of 2 years.

IN TESTIMONY WHEREOF, we have hereunto set our hands and caused to be affixed the Great Seal of the State of Iowa at Des Moines, this Monday, December 02, 2024.

Governor

Secretary of State

(Seal)

Auditor of State

Treasurer of State

Secretary of Agriculture

Board of
State
Canvassers

State of IOWA
Abstract of Votes

We, the undersigned members of the State Board of Canvassers, hereby certify the following to be a true and correct abstract of the votes cast at the 2024 General Election held on Tuesday, November 05, 2024, for the various candidates for the office of State Representative District 88 shown by the county abstract returns.

State Representative District 88

Helena Hayes, REP	Received Twelve Thousand One Hundred and Ninety-One (12,191) votes
Scattering	Received Two Hundred and Eighty-Four (284) votes
Total	Twelve Thousand Four Hundred and Seventy-Five (12,475) votes

We therefore declare:

Helena Hayes to be duly elected for the office of State Representative District 88 for the term of 2 years.

IN TESTIMONY WHEREOF, we have hereunto set our hands and caused to be affixed the Great Seal of the State of Iowa at Des Moines, this Monday, December 02, 2024.

Governor

Secretary of State

Auditor of State

Treasurer of State

Secretary of Agriculture

(Seal)

<p>Board of State Canvassers</p>
--

State of IOWA
Abstract of Votes

We, the undersigned members of the State Board of Canvassers, hereby certify the following to be a true and correct abstract of the votes cast at the 2024 General Election held on Tuesday, November 05, 2024, for the various candidates for the office of State Representative District 89 shown by the county abstract returns.

State Representative District 89

Elinor A. Levin, DEM	Received Eleven Thousand Nine Hundred and Forty-Five (11,945) votes
Scattering	Received One Hundred and Fifty-Five (155) votes
Total	Twelve Thousand One Hundred (12,100) votes

We therefore declare:

Elinor A. Levin to be duly elected for the office of State Representative District 89 for the term of 2 years.

IN TESTIMONY WHEREOF, we have hereunto set our hands and caused to be affixed the Great Seal of the State of Iowa at Des Moines, this Monday, December 02, 2024.

Governor

Secretary of State

(Seal)

Auditor of State

Treasurer of State

Secretary of Agriculture

Board of
State
Canvassers

State of IOWA
Abstract of Votes

We, the undersigned members of the State Board of Canvassers, hereby certify the following to be a true and correct abstract of the votes cast at the 2024 General Election held on Tuesday, November 05, 2024, for the various candidates for the office of State Representative District 90 shown by the county abstract returns.

State Representative District 90

Adam Zabner, DEM	Received Fourteen Thousand Four Hundred and Seventy-Seven (14,477) votes
Scattering	Received Two Hundred and Nineteen (219) votes
Total	Fourteen Thousand Six Hundred and Ninety-Six (14,696) votes

We therefore declare:

Adam Zabner to be duly elected for the office of State Representative District 90 for the term of 2 years.

IN TESTIMONY WHEREOF, we have hereunto set our hands and caused to be affixed the Great Seal of the State of Iowa at Des Moines, this Monday, December 02, 2024.

Governor

Secretary of State

(Seal)

Auditor of State

Treasurer of State

Secretary of Agriculture

Board of
State
Canvassers

State of IOWA
Abstract of Votes

We, the undersigned members of the State Board of Canvassers, hereby certify the following to be a true and correct abstract of the votes cast at the 2024 General Election held on Tuesday, November 05, 2024, for the various candidates for the office of State Representative District 91 shown by the county abstract returns.

State Representative District 91

Jay Gorsh, DEM	Received Eight Thousand Seven Hundred and Sixty-Two (8,762) votes
Judd Lawler, REP	Received Ten Thousand Six Hundred and Forty-Six (10,646) votes
Scattering	Received Sixteen (16) votes
Total	Nineteen Thousand Four Hundred and Twenty-Four (19,424) votes

We therefore declare:

Judd Lawler to be duly elected for the office of State Representative District 91 for the term of 2 years.

IN TESTIMONY WHEREOF, we have hereunto set our hands and caused to be affixed the Great Seal of the State of Iowa at Des Moines, this Monday, December 02, 2024.

Governor

Secretary of State

(Seal)

Auditor of State

Treasurer of State

Secretary of Agriculture



State of IOWA
Abstract of Votes

We, the undersigned members of the State Board of Canvassers, hereby certify the following to be a true and correct abstract of the votes cast at the 2024 General Election held on Tuesday, November 05, 2024, for the various candidates for the office of State Representative District 92 shown by the county abstract returns.

State Representative District 92

Anna Banowsky, DEM	Received Six Thousand and Seventy-Three (6,073) votes
Heather Hora, REP	Received Nine Thousand Three Hundred and Ninety (9,390) votes
Scattering	Received Twenty-Six (26) votes
Total	Fifteen Thousand Four Hundred and Eighty-Nine (15,489) votes

We therefore declare:

Heather Hora to be duly elected for the office of State Representative District 92 for the term of 2 years.

IN TESTIMONY WHEREOF, we have hereunto set our hands and caused to be affixed the Great Seal of the State of Iowa at Des Moines, this Monday, December 02, 2024.

Governor

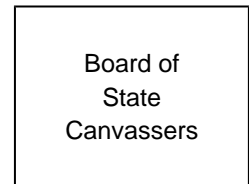
Secretary of State

(Seal)

Auditor of State

Treasurer of State

Secretary of Agriculture



State of IOWA
Abstract of Votes

We, the undersigned members of the State Board of Canvassers, hereby certify the following to be a true and correct abstract of the votes cast at the 2024 General Election held on Tuesday, November 05, 2024, for the various candidates for the office of State Representative District 93 shown by the county abstract returns.

State Representative District 93

Mindy Smith-Pace, DEM	Received Seven Thousand Six Hundred and Eighty-One (7,681) votes
Gary Mohr, REP	Received Eleven Thousand Six Hundred and Thirty (11,630) votes
Scattering	Received Twenty-Four (24) votes
Total	Nineteen Thousand Three Hundred and Thirty-Five (19,335) votes

We therefore declare:

Gary Mohr to be duly elected for the office of State Representative District 93 for the term of 2 years.

IN TESTIMONY WHEREOF, we have hereunto set our hands and caused to be affixed the Great Seal of the State of Iowa at Des Moines, this Monday, December 02, 2024.

Governor

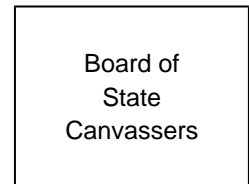
Secretary of State

(Seal)

Auditor of State

Treasurer of State

Secretary of Agriculture



State of IOWA
Abstract of Votes

We, the undersigned members of the State Board of Canvassers, hereby certify the following to be a true and correct abstract of the votes cast at the 2024 General Election held on Tuesday, November 05, 2024, for the various candidates for the office of State Representative District 94 shown by the county abstract returns.

State Representative District 94

Tracy J. Jones, DEM	Received Seven Thousand Four Hundred and Sixty-Five (7,465) votes
Mike Vondran, REP	Received Ten Thousand One Hundred and Fifty-One (10,151) votes
Scattering	Received Twenty-Seven (27) votes
Total	Seventeen Thousand Six Hundred and Forty-Three (17,643) votes

We therefore declare:

Mike Vondran to be duly elected for the office of State Representative District 94 for the term of 2 years.

IN TESTIMONY WHEREOF, we have hereunto set our hands and caused to be affixed the Great Seal of the State of Iowa at Des Moines, this Monday, December 02, 2024.

Governor

Secretary of State

(Seal)

Auditor of State

Treasurer of State

Secretary of Agriculture



State of IOWA
Abstract of Votes

We, the undersigned members of the State Board of Canvassers, hereby certify the following to be a true and correct abstract of the votes cast at the 2024 General Election held on Tuesday, November 05, 2024, for the various candidates for the office of State Representative District 95 shown by the county abstract returns.

State Representative District 95

Jeff Poulter, DEM	Received Four Thousand Five Hundred and Twenty-Three (4,523) votes
Taylor Collins, REP	Received Eleven Thousand Two Hundred and Eighty-Four (11,284) votes
Scattering	Received Thirty-Four (34) votes
Total	Fifteen Thousand Eight Hundred and Forty-One (15,841) votes

We therefore declare:

Taylor Collins to be duly elected for the office of State Representative District 95 for the term of 2 years.

IN TESTIMONY WHEREOF, we have hereunto set our hands and caused to be affixed the Great Seal of the State of Iowa at Des Moines, this Monday, December 02, 2024.

Governor

Secretary of State

(Seal)

Auditor of State

Treasurer of State

Secretary of Agriculture

Board of
State
Canvassers

State of IOWA
Abstract of Votes

We, the undersigned members of the State Board of Canvassers, hereby certify the following to be a true and correct abstract of the votes cast at the 2024 General Election held on Tuesday, November 05, 2024, for the various candidates for the office of State Representative District 96 shown by the county abstract returns.

State Representative District 96

Mandy Moody, DEM	Received Five Thousand Six Hundred and Forty-Nine (5,649) votes
Mark Cisneros, REP	Received Eight Thousand and Seventy-One (8,071) votes
Scattering	Received Nineteen (19) votes
Total	Thirteen Thousand Seven Hundred and Thirty-Nine (13,739) votes

We therefore declare:

Mark Cisneros to be duly elected for the office of State Representative District 96 for the term of 2 years.

IN TESTIMONY WHEREOF, we have hereunto set our hands and caused to be affixed the Great Seal of the State of Iowa at Des Moines, this Monday, December 02, 2024.

Governor

Secretary of State

(Seal)

Auditor of State

Treasurer of State

Secretary of Agriculture

Board of
State
Canvassers

State of IOWA
Abstract of Votes

We, the undersigned members of the State Board of Canvassers, hereby certify the following to be a true and correct abstract of the votes cast at the 2024 General Election held on Tuesday, November 05, 2024, for the various candidates for the office of State Representative District 97 shown by the county abstract returns.

State Representative District 97

Ken Croken, DEM	Received Seven Thousand Seven Hundred and Fifty-Three (7,753) votes
Josue Rodriguez, REP	Received Five Thousand Four Hundred and Twenty-Nine (5,429) votes
Scattering	Received Seventeen (17) votes
Total	Thirteen Thousand One Hundred and Ninety-Nine (13,199) votes

We therefore declare:

Ken Croken to be duly elected for the office of State Representative District 97 for the term of 2 years.

IN TESTIMONY WHEREOF, we have hereunto set our hands and caused to be affixed the Great Seal of the State of Iowa at Des Moines, this Monday, December 02, 2024.

Governor

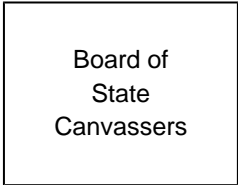
Secretary of State

(Seal)

Auditor of State

Treasurer of State

Secretary of Agriculture



State of IOWA
Abstract of Votes

We, the undersigned members of the State Board of Canvassers, hereby certify the following to be a true and correct abstract of the votes cast at the 2024 General Election held on Tuesday, November 05, 2024, for the various candidates for the office of State Representative District 98 shown by the county abstract returns.

State Representative District 98

Monica Kurth, DEM	Received Six Thousand Five Hundred and Eighty-Five (6,585) votes
Nathan Ramker, REP	Received Six Thousand Five Hundred and Forty (6,540) votes
Scattering	Received Twenty-Nine (29) votes
Total	Thirteen Thousand One Hundred and Fifty-Four (13,154) votes

We therefore declare:

Monica Kurth to be duly elected for the office of State Representative District 98 for the term of 2 years.

IN TESTIMONY WHEREOF, we have hereunto set our hands and caused to be affixed the Great Seal of the State of Iowa at Des Moines, this Monday, December 02, 2024.

Governor

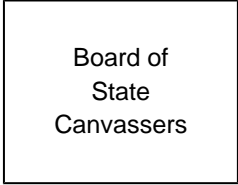
Secretary of State

(Seal)

Auditor of State

Treasurer of State

Secretary of Agriculture



State of IOWA
Abstract of Votes

We, the undersigned members of the State Board of Canvassers, hereby certify the following to be a true and correct abstract of the votes cast at the 2024 General Election held on Tuesday, November 05, 2024, for the various candidates for the office of State Representative District 99 shown by the county abstract returns.

State Representative District 99

Jim Beres, DEM	Received Six Thousand One Hundred and Sixty-Two (6,162) votes
Matthew Rinker, REP	Received Seven Thousand Seven Hundred and Fifty-Five (7,755) votes
Scattering	Received Thirty-Eight (38) votes
Total	Thirteen Thousand Nine Hundred and Fifty-Five (13,955) votes

We therefore declare:

Matthew Rinker to be duly elected for the office of State Representative District 99 for the term of 2 years.

IN TESTIMONY WHEREOF, we have hereunto set our hands and caused to be affixed the Great Seal of the State of Iowa at Des Moines, this Monday, December 02, 2024.

Governor

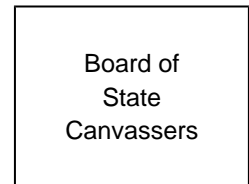
Secretary of State

(Seal)

Auditor of State

Treasurer of State

Secretary of Agriculture



State of IOWA
Abstract of Votes

We, the undersigned members of the State Board of Canvassers, hereby certify the following to be a true and correct abstract of the votes cast at the 2024 General Election held on Tuesday, November 05, 2024, for the various candidates for the office of State Representative District 100 shown by the county abstract returns.

State Representative District 100

Martin L. Graber, REP	Received Nine Thousand Four Hundred and Sixty-Six (9,466) votes
Nicolas Atwood	Received Four Thousand Four Hundred and Eighty-Nine (4,489) votes
Scattering	Received Forty-Six (46) votes
Total	Fourteen Thousand and One (14,001) votes

We therefore declare:

Martin L. Graber to be duly elected for the office of State Representative District 100 for the term of 2 years.

IN TESTIMONY WHEREOF, we have hereunto set our hands and caused to be affixed the Great Seal of the State of Iowa at Des Moines, this Monday, December 02, 2024.

Governor

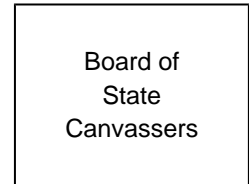
Secretary of State

(Seal)

Auditor of State

Treasurer of State

Secretary of Agriculture



State of IOWA
Abstract of Votes

We, the undersigned members of the State Board of Canvassers, hereby certify the following to be a true and correct abstract of the votes cast at the 2024 General Election held on Tuesday, November 05, 2024, for the various candidates for the office of Constitutional Amendment 1 shown by the county abstract returns.

Constitutional Amendment 1

Yes Received One Million One Hundred and Fifty Thousand Three Hundred and Thirty-Two (1,150,332) votes
No Received Three Hundred and Forty-One Thousand and Thirty-Four (341,034) votes
Total One Million Four Hundred and Ninety-One Thousand Three Hundred and Sixty-Six (1,491,366) votes

We therefore declare the public measure "Constitutional Amendment 1" to be adopted.

IN TESTIMONY WHEREOF, we have hereunto set our hands and caused to be affixed the Great Seal of the State of Iowa at Des Moines, this Monday, December 02, 2024.

Governor

Secretary of State

(Seal)

Auditor of State

Treasurer of State

Secretary of Agriculture

Board of
State
Canvassers

State of IOWA
Abstract of Votes

We, the undersigned members of the State Board of Canvassers, hereby certify the following to be a true and correct abstract of the votes cast at the 2024 General Election held on Tuesday, November 05, 2024, for the various candidates for the office of Constitutional Amendment 2 shown by the county abstract returns.

Constitutional Amendment 2

Yes Received One Million One Hundred and Ninety Thousand and Three (1,190,003) votes
No Received Two Hundred and Seventy-Eight Thousand Two Hundred and Eighty-Two (278,282) votes
Total One Million Four Hundred and Sixty-Eight Thousand Two Hundred and Eighty-Five (1,468,285) votes

We therefore declare the public measure "Constitutional Amendment 2" to be adopted.

IN TESTIMONY WHEREOF, we have hereunto set our hands and caused to be affixed the Great Seal of the State of Iowa at Des Moines, this Monday, December 02, 2024.

Governor

Secretary of State

(Seal)

Auditor of State

Treasurer of State

Secretary of Agriculture

Board of
State
Canvassers

State of IOWA
Abstract of Votes

We, the undersigned members of the State Board of Canvassers, hereby certify the following to be a true and correct abstract of the votes cast at the 2024 General Election held on Tuesday, November 05, 2024, for the various candidates for the office of Supreme Court Justice - David May shown by the county abstract returns.

Supreme Court Justice - David May

Yes Received Seven Hundred and Seventy-Six Thousand Four Hundred and Seventy-Two (776,472) votes

No Received Four Hundred and Fifty Thousand Three Hundred and Seventy-Three (450,373) votes

Total One Million Two Hundred and Twenty-Six Thousand Eight Hundred and Forty-Five (1,226,845) votes

We therefore declare the public measure "Supreme Court Justice - David May" to be adopted.

IN TESTIMONY WHEREOF, we have hereunto set our hands and caused to be affixed the Great Seal of the State of Iowa at Des Moines, this Monday, December 02, 2024.

Governor

Secretary of State

(Seal)

Auditor of State

Treasurer of State

Secretary of Agriculture

Board of
State
Canvassers

State of IOWA
Abstract of Votes

We, the undersigned members of the State Board of Canvassers, hereby certify the following to be a true and correct abstract of the votes cast at the 2024 General Election held on Tuesday, November 05, 2024, for the various candidates for the office of Court of Appeals Judge - Tyler J. Buller shown by the county abstract returns.

Court of Appeals Judge - Tyler J. Buller

Yes Received Seven Hundred and Sixty-Nine Thousand Eight Hundred and Six (769,806) votes

No Received Three Hundred and Sixty-One Thousand Three Hundred and Fifty-Six (361,356) votes

Total One Million One Hundred and Thirty-One Thousand One Hundred and Sixty-Two (1,131,162) votes

We therefore declare the public measure "Court of Appeals Judge - Tyler J. Buller" to be adopted.

IN TESTIMONY WHEREOF, we have hereunto set our hands and caused to be affixed the Great Seal of the State of Iowa at Des Moines, this Monday, December 02, 2024.

Governor

Secretary of State

(Seal)

Auditor of State

Treasurer of State

Secretary of Agriculture

Board of
State
Canvassers

State of IOWA
Abstract of Votes

We, the undersigned members of the State Board of Canvassers, hereby certify the following to be a true and correct abstract of the votes cast at the 2024 General Election held on Tuesday, November 05, 2024, for the various candidates for the office of Court of Appeals Judge - Mary Elizabeth Chicchelly shown by the county abstract returns.

Court of Appeals Judge - Mary Elizabeth Chicchelly

Yes Received Seven Hundred and Eighty-Five Thousand Nine Hundred and Twenty-Five (785,925) votes

No Received Three Hundred and Forty-Seven Thousand Five Hundred and Forty-One (347,541) votes

Total One Million One Hundred and Thirty-Three Thousand Four Hundred and Sixty-Six (1,133,466) votes

We therefore declare the public measure "Court of Appeals Judge - Mary Elizabeth Chicchelly" to be adopted.

IN TESTIMONY WHEREOF, we have hereunto set our hands and caused to be affixed the Great Seal of the State of Iowa at Des Moines, this Monday, December 02, 2024.

Governor

Secretary of State

(Seal)

Auditor of State

Treasurer of State

Secretary of Agriculture

Board of
State
Canvassers

State of IOWA
Abstract of Votes

We, the undersigned members of the State Board of Canvassers, hereby certify the following to be a true and correct abstract of the votes cast at the 2024 General Election held on Tuesday, November 05, 2024, for the various candidates for the office of Court of Appeals Judge - Samuel Langholz shown by the county abstract returns.

Court of Appeals Judge - Samuel Langholz

Yes Received Seven Hundred and Thirty-Four Thousand Five Hundred and Thirty-Two (734,532) votes
No Received Three Hundred and Ninety-Seven Thousand Seven Hundred and Forty-Two (397,742) votes
Total One Million One Hundred and Thirty-Two Thousand Two Hundred and Seventy-Four (1,132,274) votes

We therefore declare the public measure "Court of Appeals Judge - Samuel Langholz" to be adopted.

IN TESTIMONY WHEREOF, we have hereunto set our hands and caused to be affixed the Great Seal of the State of Iowa at Des Moines, this Monday, December 02, 2024.

Governor

Secretary of State

(Seal)

Auditor of State

Treasurer of State

Secretary of Agriculture

Board of
State
Canvassers

State of IOWA
Abstract of Votes

We, the undersigned members of the State Board of Canvassers, hereby certify the following to be a true and correct abstract of the votes cast at the 2024 General Election held on Tuesday, November 05, 2024, for the various candidates for the office of Court of Appeals Judge - Mary Ellen Tabor shown by the county abstract returns.

Court of Appeals Judge - Mary Ellen Tabor

Yes Received Eight Hundred and Four Thousand Three Hundred and Ninety (804,390) votes
No Received Three Hundred and Thirty-One Thousand One Hundred and Fifty-Nine (331,159) votes
Total One Million One Hundred and Thirty-Five Thousand Five Hundred and Forty-Nine (1,135,549) votes

We therefore declare the public measure "Court of Appeals Judge - Mary Ellen Tabor" to be adopted.

IN TESTIMONY WHEREOF, we have hereunto set our hands and caused to be affixed the Great Seal of the State of Iowa at Des Moines, this Monday, December 02, 2024.

Governor

Secretary of State

(Seal)

Auditor of State

Treasurer of State

Secretary of Agriculture

Board of
State
Canvassers

State of IOWA
Abstract of Votes

We, the undersigned members of the State Board of Canvassers, hereby certify the following to be a true and correct abstract of the votes cast at the 2024 General Election held on Tuesday, November 05, 2024, for the various candidates for the office of District 1A Judge - Monica Ackley shown by the county abstract returns.

District 1A Judge - Monica Ackley

Yes Received Forty-Seven Thousand Three Hundred and Ninety-Two (47,392) votes
No Received Eighteen Thousand Four Hundred and Sixty-Six (18,466) votes
Total Sixty-Five Thousand Eight Hundred and Fifty-Eight (65,858) votes

We therefore declare the public measure "District 1A Judge - Monica Ackley" to be adopted.

IN TESTIMONY WHEREOF, we have hereunto set our hands and caused to be affixed the Great Seal of the State of Iowa at Des Moines, this Monday, December 02, 2024.

Governor

Secretary of State

(Seal)

Auditor of State

Treasurer of State

Secretary of Agriculture

Board of
State
Canvassers

State of IOWA
Abstract of Votes

We, the undersigned members of the State Board of Canvassers, hereby certify the following to be a true and correct abstract of the votes cast at the 2024 General Election held on Tuesday, November 05, 2024, for the various candidates for the office of District 1A Judge - Thomas A. Bitter shown by the county abstract returns.

District 1A Judge - Thomas A. Bitter

Yes Received Fifty Thousand Five Hundred and Ninety-Three (50,593) votes
No Received Fifteen Thousand Five Hundred and Seventy-One (15,571) votes
Total Sixty-Six Thousand One Hundred and Sixty-Four (66,164) votes

We therefore declare the public measure "District 1A Judge - Thomas A. Bitter" to be adopted.

IN TESTIMONY WHEREOF, we have hereunto set our hands and caused to be affixed the Great Seal of the State of Iowa at Des Moines, this Monday, December 02, 2024.

Governor

Secretary of State

(Seal)

Auditor of State

Treasurer of State

Secretary of Agriculture

Board of
State
Canvassers

State of IOWA
Abstract of Votes

We, the undersigned members of the State Board of Canvassers, hereby certify the following to be a true and correct abstract of the votes cast at the 2024 General Election held on Tuesday, November 05, 2024, for the various candidates for the office of District 1A Associate Judge - Robert James Richter shown by the county abstract returns.

District 1A Associate Judge - Robert James Richter

Yes Received Forty-Nine Thousand Three Hundred and Fifty-Six (49,356) votes

No Received Fourteen Thousand and Fourteen (14,014) votes

Total Sixty-Three Thousand Three Hundred and Seventy (63,370) votes

We therefore declare the public measure "District 1A Associate Judge - Robert James Richter" to be adopted.

IN TESTIMONY WHEREOF, we have hereunto set our hands and caused to be affixed the Great Seal of the State of Iowa at Des Moines, this Monday, December 02, 2024.

Governor

Secretary of State

(Seal)

Auditor of State

Treasurer of State

Secretary of Agriculture



State of IOWA
Abstract of Votes

We, the undersigned members of the State Board of Canvassers, hereby certify the following to be a true and correct abstract of the votes cast at the 2024 General Election held on Tuesday, November 05, 2024, for the various candidates for the office of District 1B Judge - Andrea J. Dryer shown by the county abstract returns.

District 1B Judge - Andrea J. Dryer

Yes Received Fifty-One Thousand One Hundred and Ninety-Four (51,194) votes
No Received Eighteen Thousand and Fifty-Nine (18,059) votes
Total Sixty-Nine Thousand Two Hundred and Fifty-Three (69,253) votes

We therefore declare the public measure "District 1B Judge - Andrea J. Dryer" to be adopted.

IN TESTIMONY WHEREOF, we have hereunto set our hands and caused to be affixed the Great Seal of the State of Iowa at Des Moines, this Monday, December 02, 2024.

Governor

Secretary of State

(Seal)

Auditor of State

Treasurer of State

Secretary of Agriculture

Board of
State
Canvassers

State of IOWA
Abstract of Votes

We, the undersigned members of the State Board of Canvassers, hereby certify the following to be a true and correct abstract of the votes cast at the 2024 General Election held on Tuesday, November 05, 2024, for the various candidates for the office of District 1B Judge - Kellyann Lekar shown by the county abstract returns.

District 1B Judge - Kellyann Lekar

Yes Received Fifty Thousand Six Hundred and Nineteen (50,619) votes
No Received Eighteen Thousand Two Hundred and Seventy-Nine (18,279) votes
Total Sixty-Eight Thousand Eight Hundred and Ninety-Eight (68,898) votes

We therefore declare the public measure "District 1B Judge - Kellyann Lekar" to be adopted.

IN TESTIMONY WHEREOF, we have hereunto set our hands and caused to be affixed the Great Seal of the State of Iowa at Des Moines, this Monday, December 02, 2024.

Governor

Secretary of State

(Seal)

Auditor of State

Treasurer of State

Secretary of Agriculture

Board of
State
Canvassers

State of IOWA
Abstract of Votes

We, the undersigned members of the State Board of Canvassers, hereby certify the following to be a true and correct abstract of the votes cast at the 2024 General Election held on Tuesday, November 05, 2024, for the various candidates for the office of District 1B Judge - David F. Staudt shown by the county abstract returns.

District 1B Judge - David F. Staudt

Yes Received Forty-Nine Thousand and Forty-Six (49,046) votes
No Received Nineteen Thousand Four Hundred and Twenty-Six (19,426) votes
Total Sixty-Eight Thousand Four Hundred and Seventy-Two (68,472) votes

We therefore declare the public measure "District 1B Judge - David F. Staudt" to be adopted.

IN TESTIMONY WHEREOF, we have hereunto set our hands and caused to be affixed the Great Seal of the State of Iowa at Des Moines, this Monday, December 02, 2024.

Governor

Secretary of State

(Seal) _____
Auditor of State

Treasurer of State

Secretary of Agriculture

Board of
State
Canvassers

State of IOWA
Abstract of Votes

We, the undersigned members of the State Board of Canvassers, hereby certify the following to be a true and correct abstract of the votes cast at the 2024 General Election held on Tuesday, November 05, 2024, for the various candidates for the office of District 1B Judge - John James Sullivan shown by the county abstract returns.

District 1B Judge - John James Sullivan

Yes Received Forty-Nine Thousand Four Hundred and Five (49,405) votes
No Received Nineteen Thousand One Hundred and Eleven (19,111) votes
Total Sixty-Eight Thousand Five Hundred and Sixteen (68,516) votes

We therefore declare the public measure "District 1B Judge - John James Sullivan" to be adopted.

IN TESTIMONY WHEREOF, we have hereunto set our hands and caused to be affixed the Great Seal of the State of Iowa at Des Moines, this Monday, December 02, 2024.

Governor

Secretary of State

(Seal)

Auditor of State

Treasurer of State

Secretary of Agriculture

Board of
State
Canvassers

State of IOWA
Abstract of Votes

We, the undersigned members of the State Board of Canvassers, hereby certify the following to be a true and correct abstract of the votes cast at the 2024 General Election held on Tuesday, November 05, 2024, for the various candidates for the office of District 1B Associate Judge - Brook K. Jacobsen shown by the county abstract returns.

District 1B Associate Judge - Brook K. Jacobsen

Yes Received Fifty-One Thousand Seven Hundred and Forty-Seven (51,747) votes
No Received Sixteen Thousand Seven Hundred and Fifty-Five (16,755) votes
Total Sixty-Eight Thousand Five Hundred and Two (68,502) votes

We therefore declare the public measure "District 1B Associate Judge - Brook K. Jacobsen" to be adopted.

IN TESTIMONY WHEREOF, we have hereunto set our hands and caused to be affixed the Great Seal of the State of Iowa at Des Moines, this Monday, December 02, 2024.

Governor

Secretary of State

(Seal)

Auditor of State

Treasurer of State

Secretary of Agriculture

Board of
State
Canvassers

State of IOWA
Abstract of Votes

We, the undersigned members of the State Board of Canvassers, hereby certify the following to be a true and correct abstract of the votes cast at the 2024 General Election held on Tuesday, November 05, 2024, for the various candidates for the office of District 1B Associate Judge - Patrick Wegman shown by the county abstract returns.

District 1B Associate Judge - Patrick Wegman

Yes Received Forty-Nine Thousand Nine Hundred and Seventy-Seven (49,977) votes
No Received Eighteen Thousand One Hundred and Forty (18,140) votes
Total Sixty-Eight Thousand One Hundred and Seventeen (68,117) votes

We therefore declare the public measure "District 1B Associate Judge - Patrick Wegman" to be adopted.

IN TESTIMONY WHEREOF, we have hereunto set our hands and caused to be affixed the Great Seal of the State of Iowa at Des Moines, this Monday, December 02, 2024.

Governor

Secretary of State

(Seal)

Auditor of State

Treasurer of State

Secretary of Agriculture

Board of
State
Canvassers

State of IOWA

Abstract of Votes

We, the undersigned members of the State Board of Canvassers, hereby certify the following to be a true and correct abstract of the votes cast at the 2024 General Election held on Tuesday, November 05, 2024, for the various candidates for the office of District 2A Judge - Rustin Davenport shown by the county abstract returns.

District 2A Judge - Rustin Davenport

Yes Received Forty Thousand Eight Hundred and Fifty-Three (40,853) votes
 No Received Sixteen Thousand Five Hundred and Seventy-Two (16,572) votes
 Total Fifty-Seven Thousand Four Hundred and Twenty-Five (57,425) votes

We therefore declare the public measure "District 2A Judge - Rustin Davenport" to be adopted.

IN TESTIMONY WHEREOF, we have hereunto set our hands and caused to be affixed the Great Seal of the State of Iowa at Des Moines, this Monday, December 02, 2024.

Governor

Secretary of State

(Seal)

Auditor of State

Treasurer of State

Secretary of Agriculture

Board of
State
Canvassers

State of IOWA
Abstract of Votes

We, the undersigned members of the State Board of Canvassers, hereby certify the following to be a true and correct abstract of the votes cast at the 2024 General Election held on Tuesday, November 05, 2024, for the various candidates for the office of District 2A Judge - Blake H. Norman shown by the county abstract returns.

District 2A Judge - Blake H. Norman

Yes Received Forty-Two Thousand Two Hundred and Thirteen (42,213) votes
No Received Fourteen Thousand Four Hundred and Sixty-Four (14,464) votes
Total Fifty-Six Thousand Six Hundred and Seventy-Seven (56,677) votes

We therefore declare the public measure "District 2A Judge - Blake H. Norman" to be adopted.

IN TESTIMONY WHEREOF, we have hereunto set our hands and caused to be affixed the Great Seal of the State of Iowa at Des Moines, this Monday, December 02, 2024.

Governor

Secretary of State

(Seal)

Auditor of State

Treasurer of State

Secretary of Agriculture

Board of
State
Canvassers

State of IOWA
Abstract of Votes

We, the undersigned members of the State Board of Canvassers, hereby certify the following to be a true and correct abstract of the votes cast at the 2024 General Election held on Tuesday, November 05, 2024, for the various candidates for the office of District 2A Associate Judge - Elizabeth Batey shown by the county abstract returns.

District 2A Associate Judge - Elizabeth Batey

Yes Received Forty-Two Thousand Four Hundred and Six (42,406) votes
No Received Fourteen Thousand Three Hundred and Eighty-Five (14,385) votes
Total Fifty-Six Thousand Seven Hundred and Ninety-One (56,791) votes

We therefore declare the public measure "District 2A Associate Judge - Elizabeth Batey" to be adopted.

IN TESTIMONY WHEREOF, we have hereunto set our hands and caused to be affixed the Great Seal of the State of Iowa at Des Moines, this Monday, December 02, 2024.

Governor

Secretary of State

(Seal)

Auditor of State

Treasurer of State

Secretary of Agriculture

Board of
State
Canvassers

State of IOWA
Abstract of Votes

We, the undersigned members of the State Board of Canvassers, hereby certify the following to be a true and correct abstract of the votes cast at the 2024 General Election held on Tuesday, November 05, 2024, for the various candidates for the office of District 2B Judge - Adria Kester shown by the county abstract returns.

District 2B Judge - Adria Kester

Yes Received Seventy-Two Thousand Four Hundred and Eighty-Eight (72,488) votes
No Received Twenty-Nine Thousand One Hundred and Seventy-Seven (29,177) votes
Total One Hundred and One Thousand Six Hundred and Sixty-Five (101,665) votes

We therefore declare the public measure "District 2B Judge - Adria Kester" to be adopted.

IN TESTIMONY WHEREOF, we have hereunto set our hands and caused to be affixed the Great Seal of the State of Iowa at Des Moines, this Monday, December 02, 2024.

Governor

Secretary of State

(Seal)

Auditor of State

Treasurer of State

Secretary of Agriculture

Board of
State
Canvassers

State of IOWA
Abstract of Votes

We, the undersigned members of the State Board of Canvassers, hereby certify the following to be a true and correct abstract of the votes cast at the 2024 General Election held on Tuesday, November 05, 2024, for the various candidates for the office of District 2B Judge - Derek Johnson shown by the county abstract returns.

District 2B Judge - Derek Johnson

Yes Received Seventy-Three Thousand Two Hundred and Eight (73,208) votes
No Received Twenty-Eight Thousand Four Hundred and Fourteen (28,414) votes
Total One Hundred and One Thousand Six Hundred and Twenty-Two (101,622) votes

We therefore declare the public measure "District 2B Judge - Derek Johnson" to be adopted.

IN TESTIMONY WHEREOF, we have hereunto set our hands and caused to be affixed the Great Seal of the State of Iowa at Des Moines, this Monday, December 02, 2024.

Governor

Secretary of State

(Seal)

Auditor of State

Treasurer of State

Secretary of Agriculture

Board of
State
Canvassers

State of IOWA
Abstract of Votes

We, the undersigned members of the State Board of Canvassers, hereby certify the following to be a true and correct abstract of the votes cast at the 2024 General Election held on Tuesday, November 05, 2024, for the various candidates for the office of District 2B Judge - Kurt John Stoebe shown by the county abstract returns.

District 2B Judge - Kurt John Stoebe

Yes Received Seventy-Two Thousand Two Hundred and Sixty (72,260) votes
No Received Thirty Thousand Three Hundred and Twenty-Two (30,322) votes
Total One Hundred and Two Thousand Five Hundred and Eighty-Two (102,582) votes

We therefore declare the public measure "District 2B Judge - Kurt John Stoebe" to be adopted.

IN TESTIMONY WHEREOF, we have hereunto set our hands and caused to be affixed the Great Seal of the State of Iowa at Des Moines, this Monday, December 02, 2024.

Governor

Secretary of State

(Seal)

Auditor of State

Treasurer of State

Secretary of Agriculture

Board of
State
Canvassers

State of IOWA
Abstract of Votes

We, the undersigned members of the State Board of Canvassers, hereby certify the following to be a true and correct abstract of the votes cast at the 2024 General Election held on Tuesday, November 05, 2024, for the various candidates for the office of District 2B Associate Judge - Kathryn E. Austin shown by the county abstract returns.

District 2B Associate Judge - Kathryn E. Austin

Yes Received Seventy-One Thousand Two Hundred and Four (71,204) votes
No Received Twenty-Eight Thousand and Twenty-Eight (28,028) votes
Total Ninety-Nine Thousand Two Hundred and Thirty-Two (99,232) votes

We therefore declare the public measure "District 2B Associate Judge - Kathryn E. Austin" to be adopted.

IN TESTIMONY WHEREOF, we have hereunto set our hands and caused to be affixed the Great Seal of the State of Iowa at Des Moines, this Monday, December 02, 2024.

Governor

Secretary of State

(Seal)

Auditor of State

Treasurer of State

Secretary of Agriculture

Board of
State
Canvassers

State of IOWA
Abstract of Votes

We, the undersigned members of the State Board of Canvassers, hereby certify the following to be a true and correct abstract of the votes cast at the 2024 General Election held on Tuesday, November 05, 2024, for the various candidates for the office of District 2B Associate Judge - Hans Becker shown by the county abstract returns.

District 2B Associate Judge - Hans Becker

Yes Received Sixty-Nine Thousand Seven Hundred and Three (69,703) votes
No Received Twenty-Nine Thousand and Fifty-Seven (29,057) votes
Total Ninety-Eight Thousand Seven Hundred and Sixty (98,760) votes

We therefore declare the public measure "District 2B Associate Judge - Hans Becker" to be adopted.

IN TESTIMONY WHEREOF, we have hereunto set our hands and caused to be affixed the Great Seal of the State of Iowa at Des Moines, this Monday, December 02, 2024.

Governor

Secretary of State

(Seal)

Auditor of State

Treasurer of State

Secretary of Agriculture

Board of
State
Canvassers

State of IOWA
Abstract of Votes

We, the undersigned members of the State Board of Canvassers, hereby certify the following to be a true and correct abstract of the votes cast at the 2024 General Election held on Tuesday, November 05, 2024, for the various candidates for the office of District 2B Associate Judge - Ashley Beisch shown by the county abstract returns.

District 2B Associate Judge - Ashley Beisch

Yes Received Seventy-One Thousand Nine Hundred and Eighty-Seven (71,987) votes
No Received Twenty-Seven Thousand Three Hundred and Fifty-Five (27,355) votes
Total Ninety-Nine Thousand Three Hundred and Forty-Two (99,342) votes

We therefore declare the public measure "District 2B Associate Judge - Ashley Beisch" to be adopted.

IN TESTIMONY WHEREOF, we have hereunto set our hands and caused to be affixed the Great Seal of the State of Iowa at Des Moines, this Monday, December 02, 2024.

Governor

Secretary of State

(Seal)

Auditor of State

Treasurer of State

Secretary of Agriculture

Board of
State
Canvassers

State of IOWA
Abstract of Votes

We, the undersigned members of the State Board of Canvassers, hereby certify the following to be a true and correct abstract of the votes cast at the 2024 General Election held on Tuesday, November 05, 2024, for the various candidates for the office of District 2B Associate Judge - Paul G. Crawford shown by the county abstract returns.

District 2B Associate Judge - Paul G. Crawford

Yes Received Seventy Thousand Eight Hundred and Twenty-Two (70,822) votes
No Received Twenty-Eight Thousand Six Hundred and Ninety-Nine (28,699) votes
Total Ninety-Nine Thousand Five Hundred and Twenty-One (99,521) votes

We therefore declare the public measure "District 2B Associate Judge - Paul G. Crawford" to be adopted.

IN TESTIMONY WHEREOF, we have hereunto set our hands and caused to be affixed the Great Seal of the State of Iowa at Des Moines, this Monday, December 02, 2024.

Governor

Secretary of State

(Seal)

Auditor of State

Treasurer of State

Secretary of Agriculture

Board of
State
Canvassers

State of IOWA
Abstract of Votes

We, the undersigned members of the State Board of Canvassers, hereby certify the following to be a true and correct abstract of the votes cast at the 2024 General Election held on Tuesday, November 05, 2024, for the various candidates for the office of District 2B Associate Judge - Joseph B. McCarville shown by the county abstract returns.

District 2B Associate Judge - Joseph B. McCarville

Yes Received Seventy-One Thousand and Ninety (71,090) votes
No Received Twenty-Nine Thousand Three Hundred and Thirty (29,330) votes
Total One Hundred Thousand Four Hundred and Twenty (100,420) votes

We therefore declare the public measure "District 2B Associate Judge - Joseph B. McCarville" to be adopted.

IN TESTIMONY WHEREOF, we have hereunto set our hands and caused to be affixed the Great Seal of the State of Iowa at Des Moines, this Monday, December 02, 2024.

Governor

Secretary of State

(Seal)

Auditor of State

Treasurer of State

Secretary of Agriculture

Board of
State
Canvassers

State of IOWA
Abstract of Votes

We, the undersigned members of the State Board of Canvassers, hereby certify the following to be a true and correct abstract of the votes cast at the 2024 General Election held on Tuesday, November 05, 2024, for the various candidates for the office of District 2B Associate Judge - Hunter Thorpe shown by the county abstract returns.

District 2B Associate Judge - Hunter Thorpe

Yes Received Sixty-Nine Thousand Eight Hundred and Thirty-Four (69,834) votes
No Received Twenty-Nine Thousand and Sixty-Nine (29,069) votes
Total Ninety-Eight Thousand Nine Hundred and Three (98,903) votes

We therefore declare the public measure "District 2B Associate Judge - Hunter Thorpe" to be adopted.

IN TESTIMONY WHEREOF, we have hereunto set our hands and caused to be affixed the Great Seal of the State of Iowa at Des Moines, this Monday, December 02, 2024.

Governor

Secretary of State

(Seal)

Auditor of State

Treasurer of State

Secretary of Agriculture

Board of
State
Canvassers

State of IOWA
Abstract of Votes

We, the undersigned members of the State Board of Canvassers, hereby certify the following to be a true and correct abstract of the votes cast at the 2024 General Election held on Tuesday, November 05, 2024, for the various candidates for the office of District 3B Judge - Robert D. Tiefenthaler shown by the county abstract returns.

District 3B Judge - Robert D. Tiefenthaler

Yes Received Forty-Nine Thousand Two Hundred and Forty-Three (49,243) votes
No Received Fourteen Thousand Four Hundred and Seventy-One (14,471) votes
Total Sixty-Three Thousand Seven Hundred and Fourteen (63,714) votes

We therefore declare the public measure "District 3B Judge - Robert D. Tiefenthaler" to be adopted.

IN TESTIMONY WHEREOF, we have hereunto set our hands and caused to be affixed the Great Seal of the State of Iowa at Des Moines, this Monday, December 02, 2024.

Governor

Secretary of State

(Seal)

Auditor of State

Treasurer of State

Secretary of Agriculture

Board of
State
Canvassers

State of IOWA
Abstract of Votes

We, the undersigned members of the State Board of Canvassers, hereby certify the following to be a true and correct abstract of the votes cast at the 2024 General Election held on Tuesday, November 05, 2024, for the various candidates for the office of District 3B Associate Judge - Stephanie S. Forker Parry shown by the county abstract returns.

District 3B Associate Judge - Stephanie S. Forker Parry

Yes Received Forty-Four Thousand Seven Hundred and Forty-Seven (44,747) votes
No Received Fifteen Thousand Seven Hundred and Seventy-Seven (15,777) votes
Total Sixty Thousand Five Hundred and Twenty-Four (60,524) votes

We therefore declare the public measure "District 3B Associate Judge - Stephanie S. Forker Parry" to be adopted.

IN TESTIMONY WHEREOF, we have hereunto set our hands and caused to be affixed the Great Seal of the State of Iowa at Des Moines, this Monday, December 02, 2024.

Governor

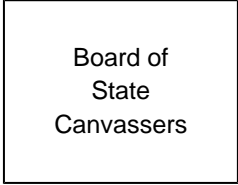
Secretary of State

(Seal)

Auditor of State

Treasurer of State

Secretary of Agriculture



State of IOWA
Abstract of Votes

We, the undersigned members of the State Board of Canvassers, hereby certify the following to be a true and correct abstract of the votes cast at the 2024 General Election held on Tuesday, November 05, 2024, for the various candidates for the office of District 3B Associate Judge - Jessica R. Noll shown by the county abstract returns.

District 3B Associate Judge - Jessica R. Noll

Yes Received Forty-Nine Thousand and Twenty-Six (49,026) votes
No Received Twelve Thousand Seven Hundred and Fifty-Two (12,752) votes
Total Sixty-One Thousand Seven Hundred and Seventy-Eight (61,778) votes

We therefore declare the public measure "District 3B Associate Judge - Jessica R. Noll" to be adopted.

IN TESTIMONY WHEREOF, we have hereunto set our hands and caused to be affixed the Great Seal of the State of Iowa at Des Moines, this Monday, December 02, 2024.

Governor

Secretary of State

(Seal)

Auditor of State

Treasurer of State

Secretary of Agriculture

Board of
State
Canvassers

State of IOWA
Abstract of Votes

We, the undersigned members of the State Board of Canvassers, hereby certify the following to be a true and correct abstract of the votes cast at the 2024 General Election held on Tuesday, November 05, 2024, for the various candidates for the office of District 4 Judge - Jennifer Benson Bahr shown by the county abstract returns.

District 4 Judge - Jennifer Benson Bahr

Yes Received Forty-Six Thousand Three Hundred and Seventy-Nine (46,379) votes
No Received Nineteen Thousand Four Hundred and Forty (19,440) votes
Total Sixty-Five Thousand Eight Hundred and Nineteen (65,819) votes

We therefore declare the public measure "District 4 Judge - Jennifer Benson Bahr" to be adopted.

IN TESTIMONY WHEREOF, we have hereunto set our hands and caused to be affixed the Great Seal of the State of Iowa at Des Moines, this Monday, December 02, 2024.

Governor

Secretary of State

(Seal)

Auditor of State

Treasurer of State

Secretary of Agriculture

Board of
State
Canvassers

State of IOWA
Abstract of Votes

We, the undersigned members of the State Board of Canvassers, hereby certify the following to be a true and correct abstract of the votes cast at the 2024 General Election held on Tuesday, November 05, 2024, for the various candidates for the office of District 4 Judge - Eric John Nelson shown by the county abstract returns.

District 4 Judge - Eric John Nelson

Yes Received Forty-Six Thousand One Hundred and Forty (46,140) votes
No Received Nineteen Thousand Seven Hundred and Seventeen (19,717) votes
Total Sixty-Five Thousand Eight Hundred and Fifty-Seven (65,857) votes

We therefore declare the public measure "District 4 Judge - Eric John Nelson" to be adopted.

IN TESTIMONY WHEREOF, we have hereunto set our hands and caused to be affixed the Great Seal of the State of Iowa at Des Moines, this Monday, December 02, 2024.

Governor

Secretary of State

(Seal)

Auditor of State

Treasurer of State

Secretary of Agriculture

Board of
State
Canvassers

State of IOWA
Abstract of Votes

We, the undersigned members of the State Board of Canvassers, hereby certify the following to be a true and correct abstract of the votes cast at the 2024 General Election held on Tuesday, November 05, 2024, for the various candidates for the office of District 4 Associate Judge - David W. Brooks shown by the county abstract returns.

District 4 Associate Judge - David W. Brooks

Yes Received Forty-Six Thousand Two Hundred and Fifty-One (46,251) votes
No Received Nineteen Thousand Five Hundred and Six (19,506) votes
Total Sixty-Five Thousand Seven Hundred and Fifty-Seven (65,757) votes

We therefore declare the public measure "District 4 Associate Judge - David W. Brooks" to be adopted.

IN TESTIMONY WHEREOF, we have hereunto set our hands and caused to be affixed the Great Seal of the State of Iowa at Des Moines, this Monday, December 02, 2024.

Governor

Secretary of State

(Seal)

Auditor of State

Treasurer of State

Secretary of Agriculture

Board of
State
Canvassers

State of IOWA
Abstract of Votes

We, the undersigned members of the State Board of Canvassers, hereby certify the following to be a true and correct abstract of the votes cast at the 2024 General Election held on Tuesday, November 05, 2024, for the various candidates for the office of District 5A Judge - David Faith shown by the county abstract returns.

District 5A Judge - David Faith

Yes Received Seventy Thousand Six Hundred and Twenty-Eight (70,628) votes
No Received Twenty-Nine Thousand Nine Hundred and Sixty-Six (29,966) votes
Total One Hundred Thousand Five Hundred and Ninety-Four (100,594) votes

We therefore declare the public measure "District 5A Judge - David Faith" to be adopted.

IN TESTIMONY WHEREOF, we have hereunto set our hands and caused to be affixed the Great Seal of the State of Iowa at Des Moines, this Monday, December 02, 2024.

Governor

Secretary of State

(Seal)

Auditor of State

Treasurer of State

Secretary of Agriculture

Board of
State
Canvassers

State of IOWA
Abstract of Votes

We, the undersigned members of the State Board of Canvassers, hereby certify the following to be a true and correct abstract of the votes cast at the 2024 General Election held on Tuesday, November 05, 2024, for the various candidates for the office of District 5A Judge - Bradley McCall shown by the county abstract returns.

District 5A Judge - Bradley McCall

Yes Received Sixty-Nine Thousand Five Hundred and Eighteen (69,518) votes
No Received Thirty-One Thousand Seven Hundred and Twenty (31,720) votes
Total One Hundred and One Thousand Two Hundred and Thirty-Eight (101,238) votes

We therefore declare the public measure "District 5A Judge - Bradley McCall" to be adopted.

IN TESTIMONY WHEREOF, we have hereunto set our hands and caused to be affixed the Great Seal of the State of Iowa at Des Moines, this Monday, December 02, 2024.

Governor

Secretary of State

(Seal)

Auditor of State

Treasurer of State

Secretary of Agriculture

Board of
State
Canvassers

State of IOWA
Abstract of Votes

We, the undersigned members of the State Board of Canvassers, hereby certify the following to be a true and correct abstract of the votes cast at the 2024 General Election held on Tuesday, November 05, 2024, for the various candidates for the office of District 5A Judge - Terry R. Rickers shown by the county abstract returns.

District 5A Judge - Terry R. Rickers

Yes Received Seventy Thousand Nine Hundred and Sixty-Nine (70,969) votes
No Received Thirty Thousand One Hundred and Forty-Three (30,143) votes
Total One Hundred and One Thousand One Hundred and Twelve (101,112) votes

We therefore declare the public measure "District 5A Judge - Terry R. Rickers" to be adopted.

IN TESTIMONY WHEREOF, we have hereunto set our hands and caused to be affixed the Great Seal of the State of Iowa at Des Moines, this Monday, December 02, 2024.

Governor

Secretary of State

(Seal)

Auditor of State

Treasurer of State

Secretary of Agriculture

Board of
State
Canvassers

State of IOWA
Abstract of Votes

We, the undersigned members of the State Board of Canvassers, hereby certify the following to be a true and correct abstract of the votes cast at the 2024 General Election held on Tuesday, November 05, 2024, for the various candidates for the office of District 5A Judge - Charles Sinnard shown by the county abstract returns.

District 5A Judge - Charles Sinnard

Yes Received Sixty-Eight Thousand Nine Hundred and Two (68,902) votes
No Received Thirty Thousand Nine Hundred and Twenty-One (30,921) votes
Total Ninety-Nine Thousand Eight Hundred and Twenty-Three (99,823) votes

We therefore declare the public measure "District 5A Judge - Charles Sinnard" to be adopted.

IN TESTIMONY WHEREOF, we have hereunto set our hands and caused to be affixed the Great Seal of the State of Iowa at Des Moines, this Monday, December 02, 2024.

Governor

Secretary of State

(Seal)

Auditor of State

Treasurer of State

Secretary of Agriculture

Board of
State
Canvassers

State of IOWA
Abstract of Votes

We, the undersigned members of the State Board of Canvassers, hereby certify the following to be a true and correct abstract of the votes cast at the 2024 General Election held on Tuesday, November 05, 2024, for the various candidates for the office of District 5A Associate Judge - Virginia Cobb shown by the county abstract returns.

District 5A Associate Judge - Virginia Cobb

Yes Received Seventy-One Thousand Five Hundred and Ninety-Two (71,592) votes
No Received Twenty-Eight Thousand Nine Hundred and Thirty-Nine (28,939) votes
Total One Hundred Thousand Five Hundred and Thirty-One (100,531) votes

We therefore declare the public measure "District 5A Associate Judge - Virginia Cobb" to be adopted.

IN TESTIMONY WHEREOF, we have hereunto set our hands and caused to be affixed the Great Seal of the State of Iowa at Des Moines, this Monday, December 02, 2024.

Governor

Secretary of State

(Seal)

Auditor of State

Treasurer of State

Secretary of Agriculture

Board of
State
Canvassers

State of IOWA
Abstract of Votes

We, the undersigned members of the State Board of Canvassers, hereby certify the following to be a true and correct abstract of the votes cast at the 2024 General Election held on Tuesday, November 05, 2024, for the various candidates for the office of District 5A Associate Judge - Kevin Parker shown by the county abstract returns.

District 5A Associate Judge - Kevin Parker

Yes Received Seventy Thousand Seven Hundred and Eighty-Four (70,784) votes
No Received Twenty-Nine Thousand Nine Hundred and Fifty-Nine (29,959) votes
Total One Hundred Thousand Seven Hundred and Forty-Three (100,743) votes

We therefore declare the public measure "District 5A Associate Judge - Kevin Parker" to be adopted.

IN TESTIMONY WHEREOF, we have hereunto set our hands and caused to be affixed the Great Seal of the State of Iowa at Des Moines, this Monday, December 02, 2024.

Governor

Secretary of State

(Seal)

Auditor of State

Treasurer of State

Secretary of Agriculture

Board of
State
Canvassers

State of IOWA
Abstract of Votes

We, the undersigned members of the State Board of Canvassers, hereby certify the following to be a true and correct abstract of the votes cast at the 2024 General Election held on Tuesday, November 05, 2024, for the various candidates for the office of District 5B Judge - Patrick W. Greenwood shown by the county abstract returns.

District 5B Judge - Patrick W. Greenwood

Yes Received Eighteen Thousand Two Hundred and Fifteen (18,215) votes
No Received Six Thousand Three Hundred and Seventy-One (6,371) votes
Total Twenty-Four Thousand Five Hundred and Eighty-Six (24,586) votes

We therefore declare the public measure "District 5B Judge - Patrick W. Greenwood" to be adopted.

IN TESTIMONY WHEREOF, we have hereunto set our hands and caused to be affixed the Great Seal of the State of Iowa at Des Moines, this Monday, December 02, 2024.

Governor

Secretary of State

(Seal)

Auditor of State

Treasurer of State

Secretary of Agriculture

Board of
State
Canvassers

State of IOWA
Abstract of Votes

We, the undersigned members of the State Board of Canvassers, hereby certify the following to be a true and correct abstract of the votes cast at the 2024 General Election held on Tuesday, November 05, 2024, for the various candidates for the office of District 5C Judge - Heather L. Lauber shown by the county abstract returns.

District 5C Judge - Heather L. Lauber

Yes Received One Hundred and Thirteen Thousand Eight Hundred and Five (113,805) votes

No Received Forty-Nine Thousand Four Hundred and Nineteen (49,419) votes

Total One Hundred and Sixty-Three Thousand Two Hundred and Twenty-Four (163,224) votes

We therefore declare the public measure "District 5C Judge - Heather L. Lauber" to be adopted.

IN TESTIMONY WHEREOF, we have hereunto set our hands and caused to be affixed the Great Seal of the State of Iowa at Des Moines, this Monday, December 02, 2024.

Governor

Secretary of State

(Seal)

Auditor of State

Treasurer of State

Secretary of Agriculture

Board of
State
Canvassers

State of IOWA
Abstract of Votes

We, the undersigned members of the State Board of Canvassers, hereby certify the following to be a true and correct abstract of the votes cast at the 2024 General Election held on Tuesday, November 05, 2024, for the various candidates for the office of District 5C Judge - Patrick D. Smith shown by the county abstract returns.

District 5C Judge - Patrick D. Smith

Yes Received One Hundred and Six Thousand Two Hundred and Forty-One (106,241) votes
No Received Fifty-Four Thousand One Hundred and Eight (54,108) votes
Total One Hundred and Sixty Thousand Three Hundred and Forty-Nine (160,349) votes

We therefore declare the public measure "District 5C Judge - Patrick D. Smith" to be adopted.

IN TESTIMONY WHEREOF, we have hereunto set our hands and caused to be affixed the Great Seal of the State of Iowa at Des Moines, this Monday, December 02, 2024.

Governor

Secretary of State

(Seal)

Auditor of State

Treasurer of State

Secretary of Agriculture

Board of
State
Canvassers

State of IOWA
Abstract of Votes

We, the undersigned members of the State Board of Canvassers, hereby certify the following to be a true and correct abstract of the votes cast at the 2024 General Election held on Tuesday, November 05, 2024, for the various candidates for the office of District 5C Associate Judge - Gregory Brandt shown by the county abstract returns.

District 5C Associate Judge - Gregory Brandt

Yes Received One Hundred and Six Thousand and Sixty-Nine (106,069) votes
No Received Fifty-Five Thousand Eight Hundred and Sixty-Two (55,862) votes
Total One Hundred and Sixty-One Thousand Nine Hundred and Thirty-One (161,931) votes

We therefore declare the public measure "District 5C Associate Judge - Gregory Brandt" to be adopted.

IN TESTIMONY WHEREOF, we have hereunto set our hands and caused to be affixed the Great Seal of the State of Iowa at Des Moines, this Monday, December 02, 2024.

Governor

Secretary of State

(Seal)

Auditor of State

Treasurer of State

Secretary of Agriculture

Board of
State
Canvassers

State of IOWA
Abstract of Votes

We, the undersigned members of the State Board of Canvassers, hereby certify the following to be a true and correct abstract of the votes cast at the 2024 General Election held on Tuesday, November 05, 2024, for the various candidates for the office of District 5C Associate Judge - Kristen Formanek shown by the county abstract returns.

District 5C Associate Judge - Kristen Formanek

Yes Received One Hundred and Eleven Thousand Two Hundred and Twenty (111,220) votes
No Received Forty-Nine Thousand Four Hundred and Forty-Six (49,446) votes
Total One Hundred and Sixty Thousand Six Hundred and Sixty-Six (160,666) votes

We therefore declare the public measure "District 5C Associate Judge - Kristen Formanek" to be adopted.

IN TESTIMONY WHEREOF, we have hereunto set our hands and caused to be affixed the Great Seal of the State of Iowa at Des Moines, this Monday, December 02, 2024.

Governor

Secretary of State

(Seal)

Auditor of State

Treasurer of State

Secretary of Agriculture

Board of
State
Canvassers

State of IOWA
Abstract of Votes

We, the undersigned members of the State Board of Canvassers, hereby certify the following to be a true and correct abstract of the votes cast at the 2024 General Election held on Tuesday, November 05, 2024, for the various candidates for the office of District 5C Associate Judge - Becky Goettsch shown by the county abstract returns.

District 5C Associate Judge - Becky Goettsch

Yes Received One Hundred and Eleven Thousand Three Hundred and Forty-Six (111,346) votes

No Received Forty-Nine Thousand Three Hundred and Fifty (49,350) votes

Total One Hundred and Sixty Thousand Six Hundred and Ninety-Six (160,696) votes

We therefore declare the public measure "District 5C Associate Judge - Becky Goettsch" to be adopted.

IN TESTIMONY WHEREOF, we have hereunto set our hands and caused to be affixed the Great Seal of the State of Iowa at Des Moines, this Monday, December 02, 2024.

Governor

Secretary of State

(Seal)

Auditor of State

Treasurer of State

Secretary of Agriculture

Board of
State
Canvassers

State of IOWA
Abstract of Votes

We, the undersigned members of the State Board of Canvassers, hereby certify the following to be a true and correct abstract of the votes cast at the 2024 General Election held on Tuesday, November 05, 2024, for the various candidates for the office of District 5C Associate Judge - Erik Howe shown by the county abstract returns.

District 5C Associate Judge - Erik Howe

Yes Received One Hundred and Six Thousand Two Hundred and Seventy-Three (106,273) votes

No Received Fifty-Three Thousand Four Hundred and Thirty-Six (53,436) votes

Total One Hundred and Fifty-Nine Thousand Seven Hundred and Nine (159,709) votes

We therefore declare the public measure "District 5C Associate Judge - Erik Howe" to be adopted.

IN TESTIMONY WHEREOF, we have hereunto set our hands and caused to be affixed the Great Seal of the State of Iowa at Des Moines, this Monday, December 02, 2024.

Governor

Secretary of State

(Seal)

Auditor of State

Treasurer of State

Secretary of Agriculture

Board of
State
Canvassers

State of IOWA
Abstract of Votes

We, the undersigned members of the State Board of Canvassers, hereby certify the following to be a true and correct abstract of the votes cast at the 2024 General Election held on Tuesday, November 05, 2024, for the various candidates for the office of District 5C Associate Judge - Rachael E. Seymour shown by the county abstract returns.

District 5C Associate Judge - Rachael E. Seymour

Yes Received One Hundred and Three Thousand Two Hundred and Twenty-Seven (103,227) votes

No Received Fifty-Eight Thousand Eight Hundred and Thirty (58,830) votes

Total One Hundred and Sixty-Two Thousand and Fifty-Seven (162,057) votes

We therefore declare the public measure "District 5C Associate Judge - Rachael E. Seymour" to be adopted.

IN TESTIMONY WHEREOF, we have hereunto set our hands and caused to be affixed the Great Seal of the State of Iowa at Des Moines, this Monday, December 02, 2024.

Governor

Secretary of State

(Seal)

Auditor of State

Treasurer of State

Secretary of Agriculture

Board of
State
Canvassers

State of IOWA
Abstract of Votes

We, the undersigned members of the State Board of Canvassers, hereby certify the following to be a true and correct abstract of the votes cast at the 2024 General Election held on Tuesday, November 05, 2024, for the various candidates for the office of District 5C Associate Probate Judge - Katie Ranesh shown by the county abstract returns.

District 5C Associate Probate Judge - Katie Ranesh

Yes Received One Hundred and Fifteen Thousand Six Hundred and Sixty (115,660) votes
No Received Forty-Six Thousand Five Hundred and Forty (46,540) votes
Total One Hundred and Sixty-Two Thousand Two Hundred (162,200) votes

We therefore declare the public measure "District 5C Associate Probate Judge - Katie Ranesh" to be adopted.

IN TESTIMONY WHEREOF, we have hereunto set our hands and caused to be affixed the Great Seal of the State of Iowa at Des Moines, this Monday, December 02, 2024.

Governor

Secretary of State

(Seal)

Auditor of State

Treasurer of State

Secretary of Agriculture

Board of
State
Canvassers

State of IOWA
Abstract of Votes

We, the undersigned members of the State Board of Canvassers, hereby certify the following to be a true and correct abstract of the votes cast at the 2024 General Election held on Tuesday, November 05, 2024, for the various candidates for the office of District 6 Judge - Andrew B. Chappell shown by the county abstract returns.

District 6 Judge - Andrew B. Chappell

Yes Received One Hundred and Twelve Thousand Four Hundred and Seventy (112,470) votes
No Received Fifty-One Thousand One Hundred and Fifty-Three (51,153) votes
Total One Hundred and Sixty-Three Thousand Six Hundred and Twenty-Three (163,623) votes

We therefore declare the public measure "District 6 Judge - Andrew B. Chappell" to be adopted.

IN TESTIMONY WHEREOF, we have hereunto set our hands and caused to be affixed the Great Seal of the State of Iowa at Des Moines, this Monday, December 02, 2024.

Governor

Secretary of State

(Seal)

Auditor of State

Treasurer of State

Secretary of Agriculture

Board of
State
Canvassers

State of IOWA
Abstract of Votes

We, the undersigned members of the State Board of Canvassers, hereby certify the following to be a true and correct abstract of the votes cast at the 2024 General Election held on Tuesday, November 05, 2024, for the various candidates for the office of District 6 Judge - David M. Cox shown by the county abstract returns.

District 6 Judge - David M. Cox

Yes Received One Hundred and Thirteen Thousand One Hundred and Sixty-Eight (113,168) votes

No Received Fifty Thousand Eight Hundred and Thirty-Five (50,835) votes

Total One Hundred and Sixty-Four Thousand and Three (164,003) votes

We therefore declare the public measure "District 6 Judge - David M. Cox" to be adopted.

IN TESTIMONY WHEREOF, we have hereunto set our hands and caused to be affixed the Great Seal of the State of Iowa at Des Moines, this Monday, December 02, 2024.

Governor

Secretary of State

(Seal)

Auditor of State

Treasurer of State

Secretary of Agriculture

Board of
State
Canvassers

State of IOWA
Abstract of Votes

We, the undersigned members of the State Board of Canvassers, hereby certify the following to be a true and correct abstract of the votes cast at the 2024 General Election held on Tuesday, November 05, 2024, for the various candidates for the office of District 6 Judge - Elizabeth Dupuich shown by the county abstract returns.

District 6 Judge - Elizabeth Dupuich

Yes Received One Hundred and Fifteen Thousand Three Hundred and Forty-Eight (115,348) votes

No Received Forty-Nine Thousand Three Hundred and Nine (49,309) votes

Total One Hundred and Sixty-Four Thousand Six Hundred and Fifty-Seven (164,657) votes

We therefore declare the public measure "District 6 Judge - Elizabeth Dupuich" to be adopted.

IN TESTIMONY WHEREOF, we have hereunto set our hands and caused to be affixed the Great Seal of the State of Iowa at Des Moines, this Monday, December 02, 2024.

Governor

Secretary of State

(Seal)

Auditor of State

Treasurer of State

Secretary of Agriculture

Board of
State
Canvassers

State of IOWA
Abstract of Votes

We, the undersigned members of the State Board of Canvassers, hereby certify the following to be a true and correct abstract of the votes cast at the 2024 General Election held on Tuesday, November 05, 2024, for the various candidates for the office of District 6 Associate Judge - Joan M. Black shown by the county abstract returns.

District 6 Associate Judge - Joan M. Black

Yes Received One Hundred and Fifteen Thousand Eight Hundred and Seventy-Four (115,874) votes

No Received Forty-Seven Thousand Six Hundred and Eleven (47,611) votes

Total One Hundred and Sixty-Three Thousand Four Hundred and Eighty-Five (163,485) votes

We therefore declare the public measure "District 6 Associate Judge - Joan M. Black" to be adopted.

IN TESTIMONY WHEREOF, we have hereunto set our hands and caused to be affixed the Great Seal of the State of Iowa at Des Moines, this Monday, December 02, 2024.

Governor

Secretary of State

(Seal)

Auditor of State

Treasurer of State

Secretary of Agriculture

Board of
State
Canvassers

State of IOWA
Abstract of Votes

We, the undersigned members of the State Board of Canvassers, hereby certify the following to be a true and correct abstract of the votes cast at the 2024 General Election held on Tuesday, November 05, 2024, for the various candidates for the office of District 6 Associate Judge - Brandon L. Schrock shown by the county abstract returns.

District 6 Associate Judge - Brandon L. Schrock

Yes Received One Hundred and Twelve Thousand Four Hundred and Seventy-Four (112,474) votes
No Received Fifty Thousand Seven Hundred and Ninety-Seven (50,797) votes
Total One Hundred and Sixty-Three Thousand Two Hundred and Seventy-One (163,271) votes

We therefore declare the public measure "District 6 Associate Judge - Brandon L. Schrock" to be adopted.

IN TESTIMONY WHEREOF, we have hereunto set our hands and caused to be affixed the Great Seal of the State of Iowa at Des Moines, this Monday, December 02, 2024.

Governor

Secretary of State

(Seal)

Auditor of State

Treasurer of State

Secretary of Agriculture

Board of
State
Canvassers

State of IOWA
Abstract of Votes

We, the undersigned members of the State Board of Canvassers, hereby certify the following to be a true and correct abstract of the votes cast at the 2024 General Election held on Tuesday, November 05, 2024, for the various candidates for the office of District 6 Associate Judge - Nicholas Scott shown by the county abstract returns.

District 6 Associate Judge - Nicholas Scott

Yes Received One Hundred and Fifteen Thousand Three Hundred and Sixty-Nine (115,369) votes

No Received Forty-Seven Thousand One Hundred and Nineteen (47,119) votes

Total One Hundred and Sixty-Two Thousand Four Hundred and Eighty-Eight (162,488) votes

We therefore declare the public measure "District 6 Associate Judge - Nicholas Scott" to be adopted.

IN TESTIMONY WHEREOF, we have hereunto set our hands and caused to be affixed the Great Seal of the State of Iowa at Des Moines, this Monday, December 02, 2024.

Governor

Secretary of State

(Seal)

Auditor of State

Treasurer of State

Secretary of Agriculture

Board of
State
Canvassers

State of IOWA
Abstract of Votes

We, the undersigned members of the State Board of Canvassers, hereby certify the following to be a true and correct abstract of the votes cast at the 2024 General Election held on Tuesday, November 05, 2024, for the various candidates for the office of District 7 Judge - Thomas Reidel shown by the county abstract returns.

District 7 Judge - Thomas Reidel

Yes Received Eighty-Two Thousand Four Hundred and Eighty (82,480) votes
No Received Thirty-Two Thousand Seven Hundred and Eighty (32,780) votes
Total One Hundred and Fifteen Thousand Two Hundred and Sixty (115,260) votes

We therefore declare the public measure "District 7 Judge - Thomas Reidel" to be adopted.

IN TESTIMONY WHEREOF, we have hereunto set our hands and caused to be affixed the Great Seal of the State of Iowa at Des Moines, this Monday, December 02, 2024.

Governor

Secretary of State

(Seal)

Auditor of State

Treasurer of State

Secretary of Agriculture

Board of
State
Canvassers

State of IOWA
Abstract of Votes

We, the undersigned members of the State Board of Canvassers, hereby certify the following to be a true and correct abstract of the votes cast at the 2024 General Election held on Tuesday, November 05, 2024, for the various candidates for the office of District 7 Associate Judge - Gary Patrick Strausser shown by the county abstract returns.

District 7 Associate Judge - Gary Patrick Strausser

Yes Received Seventy-Eight Thousand Three Hundred and Sixty-Six (78,366) votes
No Received Thirty-Five Thousand Four Hundred and Nineteen (35,419) votes
Total One Hundred and Thirteen Thousand Seven Hundred and Eighty-Five (113,785) votes

We therefore declare the public measure "District 7 Associate Judge - Gary Patrick Strausser" to be adopted.

IN TESTIMONY WHEREOF, we have hereunto set our hands and caused to be affixed the Great Seal of the State of Iowa at Des Moines, this Monday, December 02, 2024.

Governor

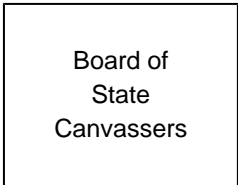
Secretary of State

(Seal)

Auditor of State

Treasurer of State

Secretary of Agriculture



State of IOWA
Abstract of Votes

We, the undersigned members of the State Board of Canvassers, hereby certify the following to be a true and correct abstract of the votes cast at the 2024 General Election held on Tuesday, November 05, 2024, for the various candidates for the office of District 8A Judge - Michael Carpenter shown by the county abstract returns.

District 8A Judge - Michael Carpenter

Yes Received Thirty-Six Thousand Nine Hundred and Eighteen (36,918) votes
No Received Fifteen Thousand Four Hundred and Fifteen (15,415) votes
Total Fifty-Two Thousand Three Hundred and Thirty-Three (52,333) votes

We therefore declare the public measure "District 8A Judge - Michael Carpenter" to be adopted.

IN TESTIMONY WHEREOF, we have hereunto set our hands and caused to be affixed the Great Seal of the State of Iowa at Des Moines, this Monday, December 02, 2024.

Governor

Secretary of State

(Seal)

Auditor of State

Treasurer of State

Secretary of Agriculture

Board of
State
Canvassers

State of IOWA
Abstract of Votes

We, the undersigned members of the State Board of Canvassers, hereby certify the following to be a true and correct abstract of the votes cast at the 2024 General Election held on Tuesday, November 05, 2024, for the various candidates for the office of District 8A Judge - Crystal S. Cronk shown by the county abstract returns.

District 8A Judge - Crystal S. Cronk

Yes Received Thirty-Seven Thousand Two Hundred and Forty-Eight (37,248) votes
No Received Fifteen Thousand Two Hundred and Sixty-Five (15,265) votes
Total Fifty-Two Thousand Five Hundred and Thirteen (52,513) votes

We therefore declare the public measure "District 8A Judge - Crystal S. Cronk" to be adopted.

IN TESTIMONY WHEREOF, we have hereunto set our hands and caused to be affixed the Great Seal of the State of Iowa at Des Moines, this Monday, December 02, 2024.

Governor

Secretary of State

(Seal)

Auditor of State

Treasurer of State

Secretary of Agriculture

Board of
State
Canvassers

State of IOWA
Abstract of Votes

We, the undersigned members of the State Board of Canvassers, hereby certify the following to be a true and correct abstract of the votes cast at the 2024 General Election held on Tuesday, November 05, 2024, for the various candidates for the office of District 8A Judge - Myron Gookin shown by the county abstract returns.

District 8A Judge - Myron Gookin

Yes Received Thirty-Seven Thousand Three Hundred and Sixty-Seven (37,367) votes
No Received Fifteen Thousand Four Hundred and Four (15,404) votes
Total Fifty-Two Thousand Seven Hundred and Seventy-One (52,771) votes

We therefore declare the public measure "District 8A Judge - Myron Gookin" to be adopted.

IN TESTIMONY WHEREOF, we have hereunto set our hands and caused to be affixed the Great Seal of the State of Iowa at Des Moines, this Monday, December 02, 2024.

Governor

Secretary of State

(Seal)

Auditor of State

Treasurer of State

Secretary of Agriculture

Board of
State
Canvassers

State of IOWA
Abstract of Votes

We, the undersigned members of the State Board of Canvassers, hereby certify the following to be a true and correct abstract of the votes cast at the 2024 General Election held on Tuesday, November 05, 2024, for the various candidates for the office of District 8A Judge - Shawn R. Showers shown by the county abstract returns.

District 8A Judge - Shawn R. Showers

Yes Received Thirty-Seven Thousand Two Hundred and Seventy-Four (37,274) votes
No Received Fourteen Thousand Nine Hundred and Twenty (14,920) votes
Total Fifty-Two Thousand One Hundred and Ninety-Four (52,194) votes

We therefore declare the public measure "District 8A Judge - Shawn R. Showers" to be adopted.

IN TESTIMONY WHEREOF, we have hereunto set our hands and caused to be affixed the Great Seal of the State of Iowa at Des Moines, this Monday, December 02, 2024.

Governor

Secretary of State

(Seal)

Auditor of State

Treasurer of State

Secretary of Agriculture

Board of
State
Canvassers

State of IOWA
Abstract of Votes

We, the undersigned members of the State Board of Canvassers, hereby certify the following to be a true and correct abstract of the votes cast at the 2024 General Election held on Tuesday, November 05, 2024, for the various candidates for the office of District 8A Associate Judge - Daniel Perry Kitchen shown by the county abstract returns.

District 8A Associate Judge - Daniel Perry Kitchen

Yes Received Thirty-Six Thousand Nine Hundred and Sixty-Five (36,965) votes
No Received Fourteen Thousand Nine Hundred and Ninety-Eight (14,998) votes
Total Fifty-One Thousand Nine Hundred and Sixty-Three (51,963) votes

We therefore declare the public measure "District 8A Associate Judge - Daniel Perry Kitchen" to be adopted.

IN TESTIMONY WHEREOF, we have hereunto set our hands and caused to be affixed the Great Seal of the State of Iowa at Des Moines, this Monday, December 02, 2024.

Governor

Secretary of State

Auditor of State

Treasurer of State

Secretary of Agriculture

(Seal)

Board of
State
Canvassers

State of IOWA
Abstract of Votes

We, the undersigned members of the State Board of Canvassers, hereby certify the following to be a true and correct abstract of the votes cast at the 2024 General Election held on Tuesday, November 05, 2024, for the various candidates for the office of District 8A Associate Judge - Richelle Mahaffey shown by the county abstract returns.

District 8A Associate Judge - Richelle Mahaffey

Yes Received Thirty-Seven Thousand Two Hundred and Thirteen (37,213) votes
No Received Fourteen Thousand Nine Hundred and Sixty-Two (14,962) votes
Total Fifty-Two Thousand One Hundred and Seventy-Five (52,175) votes

We therefore declare the public measure "District 8A Associate Judge - Richelle Mahaffey" to be adopted.

IN TESTIMONY WHEREOF, we have hereunto set our hands and caused to be affixed the Great Seal of the State of Iowa at Des Moines, this Monday, December 02, 2024.

Governor

Secretary of State

(Seal)

Auditor of State

Treasurer of State

Secretary of Agriculture

Board of
State
Canvassers

State of IOWA
Abstract of Votes

We, the undersigned members of the State Board of Canvassers, hereby certify the following to be a true and correct abstract of the votes cast at the 2024 General Election held on Tuesday, November 05, 2024, for the various candidates for the office of District 8A Associate Judge - Patrick J. McAvan shown by the county abstract returns.

District 8A Associate Judge - Patrick J. McAvan

Yes Received Thirty-Seven Thousand Two Hundred (37,200) votes
No Received Fourteen Thousand Six Hundred and Six (14,606) votes
Total Fifty-One Thousand Eight Hundred and Six (51,806) votes

We therefore declare the public measure "District 8A Associate Judge - Patrick J. McAvan" to be adopted.

IN TESTIMONY WHEREOF, we have hereunto set our hands and caused to be affixed the Great Seal of the State of Iowa at Des Moines, this Monday, December 02, 2024.

Governor

Secretary of State

(Seal)

Auditor of State

Treasurer of State

Secretary of Agriculture

Board of
State
Canvassers

State of IOWA
Abstract of Votes

We, the undersigned members of the State Board of Canvassers, hereby certify the following to be a true and correct abstract of the votes cast at the 2024 General Election held on Tuesday, November 05, 2024, for the various candidates for the office of District 8B Judge - Clinton R. Boddicker shown by the county abstract returns.

District 8B Judge - Clinton R. Boddicker

Yes Received Twenty-Four Thousand Eight Hundred and Forty-Six (24,846) votes
No Received Nine Thousand Five Hundred and Twenty-Three (9,523) votes
Total Thirty-Four Thousand Three Hundred and Sixty-Nine (34,369) votes

We therefore declare the public measure "District 8B Judge - Clinton R. Boddicker" to be adopted.

IN TESTIMONY WHEREOF, we have hereunto set our hands and caused to be affixed the Great Seal of the State of Iowa at Des Moines, this Monday, December 02, 2024.

Governor

Secretary of State

(Seal)

Auditor of State

Treasurer of State

Secretary of Agriculture

Board of
State
Canvassers

State of IOWA
Abstract of Votes

We, the undersigned members of the State Board of Canvassers, hereby certify the following to be a true and correct abstract of the votes cast at the 2024 General Election held on Tuesday, November 05, 2024, for the various candidates for the office of District 8B Judge - Joshua P. Schier shown by the county abstract returns.

District 8B Judge - Joshua P. Schier

Yes Received Twenty-Four Thousand Eight Hundred and Seventy-Three (24,873) votes
No Received Nine Thousand Three Hundred and Thirty-Three (9,333) votes
Total Thirty-Four Thousand Two Hundred and Six (34,206) votes

We therefore declare the public measure "District 8B Judge - Joshua P. Schier" to be adopted.

IN TESTIMONY WHEREOF, we have hereunto set our hands and caused to be affixed the Great Seal of the State of Iowa at Des Moines, this Monday, December 02, 2024.

Governor

Secretary of State

(Seal)

Auditor of State

Treasurer of State

Secretary of Agriculture

Board of
State
Canvassers

State of IOWA
Abstract of Votes

We, the undersigned members of the State Board of Canvassers, hereby certify the following to be a true and correct abstract of the votes cast at the 2024 General Election held on Tuesday, November 05, 2024, for the various candidates for the office of District 8B Judge - Shane Wiley shown by the county abstract returns.

District 8B Judge - Shane Wiley

Yes Received Twenty-Five Thousand One Hundred and Thirty-Two (25,132) votes
No Received Nine Thousand and Thirty-Four (9,034) votes
Total Thirty-Four Thousand One Hundred and Sixty-Six (34,166) votes

We therefore declare the public measure "District 8B Judge - Shane Wiley" to be adopted.

IN TESTIMONY WHEREOF, we have hereunto set our hands and caused to be affixed the Great Seal of the State of Iowa at Des Moines, this Monday, December 02, 2024.

Governor

Secretary of State

(Seal)

Auditor of State

Treasurer of State

Secretary of Agriculture

Board of
State
Canvassers

State of IOWA
Abstract of Votes

We, the undersigned members of the State Board of Canvassers, hereby certify the following to be a true and correct abstract of the votes cast at the 2024 General Election held on Tuesday, November 05, 2024, for the various candidates for the office of District 8B Judge - John M. Wright shown by the county abstract returns.

District 8B Judge - John M. Wright

Yes Received Twenty-Five Thousand Six Hundred and Eighty (25,680) votes
No Received Nine Thousand Three Hundred and Fifty-Nine (9,359) votes
Total Thirty-Five Thousand and Thirty-Nine (35,039) votes

We therefore declare the public measure "District 8B Judge - John M. Wright" to be adopted.

IN TESTIMONY WHEREOF, we have hereunto set our hands and caused to be affixed the Great Seal of the State of Iowa at Des Moines, this Monday, December 02, 2024.

Governor

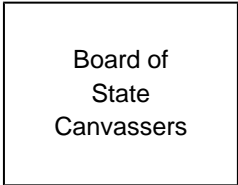
Secretary of State

(Seal)

Auditor of State

Treasurer of State

Secretary of Agriculture



State of IOWA
Abstract of Votes

We, the undersigned members of the State Board of Canvassers, hereby certify the following to be a true and correct abstract of the votes cast at the 2024 General Election held on Tuesday, November 05, 2024, for the various candidates for the office of District 8B Associate Judge - Tyron T. Rogers shown by the county abstract returns.

District 8B Associate Judge - Tyron T. Rogers

Yes Received Twenty-Four Thousand Five Hundred and Ten (24,510) votes
No Received Nine Thousand Three Hundred and Thirty-Four (9,334) votes
Total Thirty-Three Thousand Eight Hundred and Forty-Four (33,844) votes

We therefore declare the public measure "District 8B Associate Judge - Tyron T. Rogers" to be adopted.

IN TESTIMONY WHEREOF, we have hereunto set our hands and caused to be affixed the Great Seal of the State of Iowa at Des Moines, this Monday, December 02, 2024.

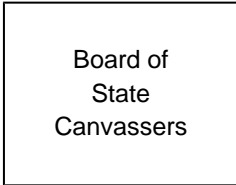
Governor

Secretary of State

(Seal) _____
Auditor of State

Treasurer of State

Secretary of Agriculture



State of IOWA
Abstract of Votes

We, the undersigned members of the State Board of Canvassers, hereby certify the following to be a true and correct abstract of the votes cast at the 2024 General Election held on Tuesday, November 05, 2024, for the various candidates for the office of District 8B Associate Judge - Jennifer Slocum Bailey shown by the county abstract returns.

District 8B Associate Judge - Jennifer Slocum Bailey

Yes Received Twenty-Six Thousand Two Hundred and Forty-Five (26,245) votes

No Received Eight Thousand Three Hundred and Eighty-One (8,381) votes

Total Thirty-Four Thousand Six Hundred and Twenty-Six (34,626) votes

We therefore declare the public measure "District 8B Associate Judge - Jennifer Slocum Bailey" to be adopted.

IN TESTIMONY WHEREOF, we have hereunto set our hands and caused to be affixed the Great Seal of the State of Iowa at Des Moines, this Monday, December 02, 2024.

Governor

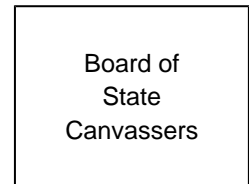
Secretary of State

(Seal)

Auditor of State

Treasurer of State

Secretary of Agriculture



State of IOWA
Abstract of Votes

We, the undersigned members of the State Board of Canvassers, hereby certify the following to be a true and correct abstract of the votes cast at the 2024 General Election held on Tuesday, November 05, 2024, for the various candidates for the office of District 8B Associate Judge - Jonathan Michael Stensvaag shown by the county abstract returns.

District 8B Associate Judge - Jonathan Michael Stensvaag

Yes Received Twenty-Four Thousand Four Hundred and Seventy-Nine (24,479) votes

No Received Nine Thousand Four Hundred and Eighty-One (9,481) votes

Total Thirty-Three Thousand Nine Hundred and Sixty (33,960) votes

We therefore declare the public measure "District 8B Associate Judge - Jonathan Michael Stensvaag" to be adopted.

IN TESTIMONY WHEREOF, we have hereunto set our hands and caused to be affixed the Great Seal of the State of Iowa at Des Moines, this Monday, December 02, 2024.

Governor

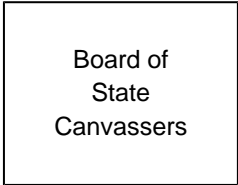
Secretary of State

(Seal)

Auditor of State

Treasurer of State

Secretary of Agriculture



State of Iowa

Certificate of Election

It is hereby certified that, at an election held on Tuesday, November 05, 2024,

Mariannette Miller-Meeks

was elected to the office of:

United States Representative District 1

for the term of 2 years, from Friday, January 03, 2025.

Given at the seat of government, Des Moines, Iowa, on Monday, December 02, 2024.

Governor

Auditor of State

Secretary of State

Treasurer of State

Secretary of Agriculture

State of Iowa

Certificate of Election

It is hereby certified that, at an election held on Tuesday, November 05, 2024,

Ashley Hinson

was elected to the office of:

United States Representative District 2

for the term of 2 years, from Friday, January 03, 2025.

Given at the seat of government, Des Moines, Iowa, on Monday, December 02, 2024.

Governor

Auditor of State

Secretary of State

Treasurer of State

Secretary of Agriculture

State of Iowa

Certificate of Election

It is hereby certified that, at an election held on Tuesday, November 05, 2024,

Zach Nunn

was elected to the office of:

United States Representative District 3

for the term of 2 years, from Friday, January 03, 2025.

Given at the seat of government, Des Moines, Iowa, on Monday, December 02, 2024.

Governor

Auditor of State

Secretary of State

Treasurer of State

Secretary of Agriculture

State of Iowa

Certificate of Election

It is hereby certified that, at an election held on Tuesday, November 05, 2024,

Randy Feenstra

was elected to the office of:

United States Representative District 4

for the term of 2 years, from Friday, January 03, 2025.

Given at the seat of government, Des Moines, Iowa, on Monday, December 02, 2024.

Governor

Auditor of State

Secretary of State

Treasurer of State

Secretary of Agriculture

State of Iowa

Certificate of Election

It is hereby certified that, at an election held on Tuesday, November 05, 2024,

Jeff Taylor

was elected to the office of:

State Senator District 2

for the term of 4 years, from Thursday, January 02, 2025.

Given at the seat of government, Des Moines, Iowa, on Monday, December 02, 2024.

Governor

Auditor of State

Secretary of State

Treasurer of State

Secretary of Agriculture

State of Iowa

Certificate of Election

It is hereby certified that, at an election held on Tuesday, November 05, 2024,

Tim Kraayenbrink

was elected to the office of:

State Senator District 4

for the term of 4 years, from Thursday, January 02, 2025.

Given at the seat of government, Des Moines, Iowa, on Monday, December 02, 2024.

Governor

Auditor of State

Secretary of State

Treasurer of State

Secretary of Agriculture

State of Iowa

Certificate of Election

It is hereby certified that, at an election held on Tuesday, November 05, 2024,

Jason Schultz

was elected to the office of:

State Senator District 6

for the term of 4 years, from Thursday, January 02, 2025.

Given at the seat of government, Des Moines, Iowa, on Monday, December 02, 2024.

Governor

Auditor of State

Secretary of State

Treasurer of State

Secretary of Agriculture

State of Iowa

Certificate of Election

It is hereby certified that, at an election held on Tuesday, November 05, 2024,

Mark Costello

was elected to the office of:

State Senator District 8

for the term of 4 years, from Thursday, January 02, 2025.

Given at the seat of government, Des Moines, Iowa, on Monday, December 02, 2024.

Governor

Auditor of State

Secretary of State

Treasurer of State

Secretary of Agriculture

State of Iowa

Certificate of Election

It is hereby certified that, at an election held on Tuesday, November 05, 2024,

Dan Dawson

was elected to the office of:

State Senator District 10

for the term of 4 years, from Thursday, January 02, 2025.

Given at the seat of government, Des Moines, Iowa, on Monday, December 02, 2024.

Governor

Auditor of State

Secretary of State

Treasurer of State

Secretary of Agriculture

State of Iowa

Certificate of Election

It is hereby certified that, at an election held on Tuesday, November 05, 2024,

Amy Sinclair

was elected to the office of:

State Senator District 12

for the term of 4 years, from Thursday, January 02, 2025.

Given at the seat of government, Des Moines, Iowa, on Monday, December 02, 2024.

Governor

Auditor of State

Secretary of State

Treasurer of State

Secretary of Agriculture

State of Iowa

Certificate of Election

It is hereby certified that, at an election held on Tuesday, November 05, 2024,

Sarah Trone Garriott

was elected to the office of:

State Senator District 14

for the term of 4 years, from Thursday, January 02, 2025.

Given at the seat of government, Des Moines, Iowa, on Monday, December 02, 2024.

Governor

Auditor of State

Secretary of State

Treasurer of State

Secretary of Agriculture

State of Iowa

Certificate of Election

It is hereby certified that, at an election held on Tuesday, November 05, 2024,

Claire Celsi

was elected to the office of:

State Senator District 16

for the term of 4 years, from Thursday, January 02, 2025.

Given at the seat of government, Des Moines, Iowa, on Monday, December 02, 2024.

Governor

Auditor of State

Secretary of State

Treasurer of State

Secretary of Agriculture

State of Iowa

Certificate of Election

It is hereby certified that, at an election held on Tuesday, November 05, 2024,

Janet Petersen

was elected to the office of:

State Senator District 18

for the term of 4 years, from Thursday, January 02, 2025.

Given at the seat of government, Des Moines, Iowa, on Monday, December 02, 2024.

Governor

Auditor of State

Secretary of State

Treasurer of State

Secretary of Agriculture

State of Iowa

Certificate of Election

It is hereby certified that, at an election held on Tuesday, November 05, 2024,

Mike Pike

was elected to the office of:

State Senator District 20

for the term of 4 years, from Thursday, January 02, 2025.

Given at the seat of government, Des Moines, Iowa, on Monday, December 02, 2024.

Governor

Auditor of State

Secretary of State

Treasurer of State

Secretary of Agriculture

State of Iowa

Certificate of Election

It is hereby certified that, at an election held on Tuesday, November 05, 2024,

Matt Blake

was elected to the office of:

State Senator District 22

for the term of 4 years, from Thursday, January 02, 2025.

Given at the seat of government, Des Moines, Iowa, on Monday, December 02, 2024.

Governor

Auditor of State

Secretary of State

Treasurer of State

Secretary of Agriculture

State of Iowa

Certificate of Election

It is hereby certified that, at an election held on Tuesday, November 05, 2024,

Jesse Green

was elected to the office of:

State Senator District 24

for the term of 4 years, from Thursday, January 02, 2025.

Given at the seat of government, Des Moines, Iowa, on Monday, December 02, 2024.

Governor

Auditor of State

Secretary of State

Treasurer of State

Secretary of Agriculture

State of Iowa

Certificate of Election

It is hereby certified that, at an election held on Tuesday, November 05, 2024,

Kara Warme

was elected to the office of:

State Senator District 26

for the term of 4 years, from Thursday, January 02, 2025.

Given at the seat of government, Des Moines, Iowa, on Monday, December 02, 2024.

Governor

Auditor of State

Secretary of State

Treasurer of State

Secretary of Agriculture

State of Iowa

Certificate of Election

It is hereby certified that, at an election held on Tuesday, November 05, 2024,

Dennis Guth

was elected to the office of:

State Senator District 28

for the term of 4 years, from Thursday, January 02, 2025.

Given at the seat of government, Des Moines, Iowa, on Monday, December 02, 2024.

Governor

Auditor of State

Secretary of State

Treasurer of State

Secretary of Agriculture

State of Iowa

Certificate of Election

It is hereby certified that, at an election held on Tuesday, November 05, 2024,

Doug Campbell

was elected to the office of:

State Senator District 30

for the term of 4 years, from Thursday, January 02, 2025.

Given at the seat of government, Des Moines, Iowa, on Monday, December 02, 2024.

Governor

Auditor of State

Secretary of State

Treasurer of State

Secretary of Agriculture

State of Iowa

Certificate of Election

It is hereby certified that, at an election held on Tuesday, November 05, 2024,

Mike Klimesh

was elected to the office of:

State Senator District 32

for the term of 4 years, from Thursday, January 02, 2025.

Given at the seat of government, Des Moines, Iowa, on Monday, December 02, 2024.

Governor

Auditor of State

Secretary of State

Treasurer of State

Secretary of Agriculture

State of Iowa

Certificate of Election

It is hereby certified that, at an election held on Tuesday, November 05, 2024,

Dan Zumbach

was elected to the office of:

State Senator District 34

for the term of 4 years, from Thursday, January 02, 2025.

Given at the seat of government, Des Moines, Iowa, on Monday, December 02, 2024.

Governor

Auditor of State

Secretary of State

Treasurer of State

Secretary of Agriculture

State of Iowa

Certificate of Election

It is hereby certified that, at an election held on Tuesday, November 05, 2024,

Thomas Townsend

was elected to the office of:

State Senator District 36

for the term of 4 years, from Thursday, January 02, 2025.

Given at the seat of government, Des Moines, Iowa, on Monday, December 02, 2024.

Governor

Auditor of State

Secretary of State

Treasurer of State

Secretary of Agriculture

State of Iowa

Certificate of Election

It is hereby certified that, at an election held on Tuesday, November 05, 2024,

Dave Sires

was elected to the office of:

State Senator District 38

for the term of 4 years, from Thursday, January 02, 2025.

Given at the seat of government, Des Moines, Iowa, on Monday, December 02, 2024.

Governor

Auditor of State

Secretary of State

Treasurer of State

Secretary of Agriculture

State of Iowa

Certificate of Election

It is hereby certified that, at an election held on Tuesday, November 05, 2024,

Art Staed

was elected to the office of:

State Senator District 40

for the term of 4 years, from Thursday, January 02, 2025.

Given at the seat of government, Des Moines, Iowa, on Monday, December 02, 2024.

Governor

Auditor of State

Secretary of State

Treasurer of State

Secretary of Agriculture

State of Iowa

Certificate of Election

It is hereby certified that, at an election held on Tuesday, November 05, 2024,

Charlie McClintock

was elected to the office of:

State Senator District 42

for the term of 4 years, from Thursday, January 02, 2025.

Given at the seat of government, Des Moines, Iowa, on Monday, December 02, 2024.

Governor

Auditor of State

Secretary of State

Treasurer of State

Secretary of Agriculture

State of Iowa

Certificate of Election

It is hereby certified that, at an election held on Tuesday, November 05, 2024,

Adrian Dickey

was elected to the office of:

State Senator District 44

for the term of 4 years, from Thursday, January 02, 2025.

Given at the seat of government, Des Moines, Iowa, on Monday, December 02, 2024.

Governor

Auditor of State

Secretary of State

Treasurer of State

Secretary of Agriculture

State of Iowa

Certificate of Election

It is hereby certified that, at an election held on Tuesday, November 05, 2024,

Dawn Driscoll

was elected to the office of:

State Senator District 46

for the term of 4 years, from Thursday, January 02, 2025.

Given at the seat of government, Des Moines, Iowa, on Monday, December 02, 2024.

Governor

Auditor of State

Secretary of State

Treasurer of State

Secretary of Agriculture

State of Iowa

Certificate of Election

It is hereby certified that, at an election held on Tuesday, November 05, 2024,

Mark S. Lofgren

was elected to the office of:

State Senator District 48

for the term of 4 years, from Thursday, January 02, 2025.

Given at the seat of government, Des Moines, Iowa, on Monday, December 02, 2024.

Governor

Auditor of State

Secretary of State

Treasurer of State

Secretary of Agriculture

State of Iowa

Certificate of Election

It is hereby certified that, at an election held on Tuesday, November 05, 2024,

Jeff Reichman

was elected to the office of:

State Senator District 50

for the term of 4 years, from Thursday, January 02, 2025.

Given at the seat of government, Des Moines, Iowa, on Monday, December 02, 2024.

Governor

Auditor of State

Secretary of State

Treasurer of State

Secretary of Agriculture

State of Iowa

Certificate of Election

It is hereby certified that, at an election held on Tuesday, November 05, 2024,

J.D. Scholten

was elected to the office of:

State Representative District 1

for the term of 2 years, from Thursday, January 02, 2025.

Given at the seat of government, Des Moines, Iowa, on Monday, December 02, 2024.

Governor

Auditor of State

Secretary of State

Treasurer of State

Secretary of Agriculture

State of Iowa

Certificate of Election

It is hereby certified that, at an election held on Tuesday, November 05, 2024,

Robert Henderson

was elected to the office of:

State Representative District 2

for the term of 2 years, from Thursday, January 02, 2025.

Given at the seat of government, Des Moines, Iowa, on Monday, December 02, 2024.

Governor

Auditor of State

Secretary of State

Treasurer of State

Secretary of Agriculture

State of Iowa

Certificate of Election

It is hereby certified that, at an election held on Tuesday, November 05, 2024,

Thomas Jeneary

was elected to the office of:

State Representative District 3

for the term of 2 years, from Thursday, January 02, 2025.

Given at the seat of government, Des Moines, Iowa, on Monday, December 02, 2024.

Governor

Auditor of State

Secretary of State

Treasurer of State

Secretary of Agriculture

State of Iowa

Certificate of Election

It is hereby certified that, at an election held on Tuesday, November 05, 2024,

Skyler Wheeler

was elected to the office of:

State Representative District 4

for the term of 2 years, from Thursday, January 02, 2025.

Given at the seat of government, Des Moines, Iowa, on Monday, December 02, 2024.

Governor

Auditor of State

Secretary of State

Treasurer of State

Secretary of Agriculture

State of Iowa

Certificate of Election

It is hereby certified that, at an election held on Tuesday, November 05, 2024,

Zachary M. Dieken

was elected to the office of:

State Representative District 5

for the term of 2 years, from Thursday, January 02, 2025.

Given at the seat of government, Des Moines, Iowa, on Monday, December 02, 2024.

Governor

Auditor of State

Secretary of State

Treasurer of State

Secretary of Agriculture

State of Iowa

Certificate of Election

It is hereby certified that, at an election held on Tuesday, November 05, 2024,

Megan Jones

was elected to the office of:

State Representative District 6

for the term of 2 years, from Thursday, January 02, 2025.

Given at the seat of government, Des Moines, Iowa, on Monday, December 02, 2024.

Governor

Auditor of State

Secretary of State

Treasurer of State

Secretary of Agriculture

State of Iowa

Certificate of Election

It is hereby certified that, at an election held on Tuesday, November 05, 2024,

Mike Sexton

was elected to the office of:

State Representative District 7

for the term of 2 years, from Thursday, January 02, 2025.

Given at the seat of government, Des Moines, Iowa, on Monday, December 02, 2024.

Governor

Auditor of State

Secretary of State

Treasurer of State

Secretary of Agriculture

State of Iowa

Certificate of Election

It is hereby certified that, at an election held on Tuesday, November 05, 2024,

Ann Meyer

was elected to the office of:

State Representative District 8

for the term of 2 years, from Thursday, January 02, 2025.

Given at the seat of government, Des Moines, Iowa, on Monday, December 02, 2024.

Governor

Auditor of State

Secretary of State

Treasurer of State

Secretary of Agriculture

State of Iowa

Certificate of Election

It is hereby certified that, at an election held on Tuesday, November 05, 2024,

Henry Stone

was elected to the office of:

State Representative District 9

for the term of 2 years, from Thursday, January 02, 2025.

Given at the seat of government, Des Moines, Iowa, on Monday, December 02, 2024.

Governor

Auditor of State

Secretary of State

Treasurer of State

Secretary of Agriculture

State of Iowa

Certificate of Election

It is hereby certified that, at an election held on Tuesday, November 05, 2024,

John H. Wills

was elected to the office of:

State Representative District 10

for the term of 2 years, from Thursday, January 02, 2025.

Given at the seat of government, Des Moines, Iowa, on Monday, December 02, 2024.

Governor

Auditor of State

Secretary of State

Treasurer of State

Secretary of Agriculture

State of Iowa

Certificate of Election

It is hereby certified that, at an election held on Tuesday, November 05, 2024,

Craig Steven Williams

was elected to the office of:

State Representative District 11

for the term of 2 years, from Thursday, January 02, 2025.

Given at the seat of government, Des Moines, Iowa, on Monday, December 02, 2024.

Governor

Auditor of State

Secretary of State

Treasurer of State

Secretary of Agriculture

State of Iowa

Certificate of Election

It is hereby certified that, at an election held on Tuesday, November 05, 2024,

Steven Holt

was elected to the office of:

State Representative District 12

for the term of 2 years, from Thursday, January 02, 2025.

Given at the seat of government, Des Moines, Iowa, on Monday, December 02, 2024.

Governor

Auditor of State

Secretary of State

Treasurer of State

Secretary of Agriculture

State of Iowa

Certificate of Election

It is hereby certified that, at an election held on Tuesday, November 05, 2024,

Travis M Sitzmann

was elected to the office of:

State Representative District 13

for the term of 2 years, from Thursday, January 02, 2025.

Given at the seat of government, Des Moines, Iowa, on Monday, December 02, 2024.

Governor

Auditor of State

Secretary of State

Treasurer of State

Secretary of Agriculture

State of Iowa

Certificate of Election

It is hereby certified that, at an election held on Tuesday, November 05, 2024,

Jacob Bossman

was elected to the office of:

State Representative District 14

for the term of 2 years, from Thursday, January 02, 2025.

Given at the seat of government, Des Moines, Iowa, on Monday, December 02, 2024.

Governor

Auditor of State

Secretary of State

Treasurer of State

Secretary of Agriculture

State of Iowa

Certificate of Election

It is hereby certified that, at an election held on Tuesday, November 05, 2024,

Matt W. Windschitl

was elected to the office of:

State Representative District 15

for the term of 2 years, from Thursday, January 02, 2025.

Given at the seat of government, Des Moines, Iowa, on Monday, December 02, 2024.

Governor

Auditor of State

Secretary of State

Treasurer of State

Secretary of Agriculture

State of Iowa

Certificate of Election

It is hereby certified that, at an election held on Tuesday, November 05, 2024,

David Sieck

was elected to the office of:

State Representative District 16

for the term of 2 years, from Thursday, January 02, 2025.

Given at the seat of government, Des Moines, Iowa, on Monday, December 02, 2024.

Governor

Auditor of State

Secretary of State

Treasurer of State

Secretary of Agriculture

State of Iowa

Certificate of Election

It is hereby certified that, at an election held on Tuesday, November 05, 2024,

Devon Wood

was elected to the office of:

State Representative District 17

for the term of 2 years, from Thursday, January 02, 2025.

Given at the seat of government, Des Moines, Iowa, on Monday, December 02, 2024.

Governor

Auditor of State

Secretary of State

Treasurer of State

Secretary of Agriculture

State of Iowa

Certificate of Election

It is hereby certified that, at an election held on Tuesday, November 05, 2024,

Thomas Jay Moore

was elected to the office of:

State Representative District 18

for the term of 2 years, from Thursday, January 02, 2025.

Given at the seat of government, Des Moines, Iowa, on Monday, December 02, 2024.

Governor

Auditor of State

Secretary of State

Treasurer of State

Secretary of Agriculture

State of Iowa

Certificate of Election

It is hereby certified that, at an election held on Tuesday, November 05, 2024,

Brent Siegrist

was elected to the office of:

State Representative District 19

for the term of 2 years, from Thursday, January 02, 2025.

Given at the seat of government, Des Moines, Iowa, on Monday, December 02, 2024.

Governor

Auditor of State

Secretary of State

Treasurer of State

Secretary of Agriculture

State of Iowa

Certificate of Election

It is hereby certified that, at an election held on Tuesday, November 05, 2024,

Josh Turek

was elected to the office of:

State Representative District 20

for the term of 2 years, from Thursday, January 02, 2025.

Given at the seat of government, Des Moines, Iowa, on Monday, December 02, 2024.

Governor

Auditor of State

Secretary of State

Treasurer of State

Secretary of Agriculture

State of Iowa

Certificate of Election

It is hereby certified that, at an election held on Tuesday, November 05, 2024,

Brooke Boden

was elected to the office of:

State Representative District 21

for the term of 2 years, from Thursday, January 02, 2025.

Given at the seat of government, Des Moines, Iowa, on Monday, December 02, 2024.

Governor

Auditor of State

Secretary of State

Treasurer of State

Secretary of Agriculture

State of Iowa

Certificate of Election

It is hereby certified that, at an election held on Tuesday, November 05, 2024,

Samantha Fett

was elected to the office of:

State Representative District 22

for the term of 2 years, from Thursday, January 02, 2025.

Given at the seat of government, Des Moines, Iowa, on Monday, December 02, 2024.

Governor

Auditor of State

Secretary of State

Treasurer of State

Secretary of Agriculture

State of Iowa

Certificate of Election

It is hereby certified that, at an election held on Tuesday, November 05, 2024,

Ray Bubba Sorensen

was elected to the office of:

State Representative District 23

for the term of 2 years, from Thursday, January 02, 2025.

Given at the seat of government, Des Moines, Iowa, on Monday, December 02, 2024.

Governor

Auditor of State

Secretary of State

Treasurer of State

Secretary of Agriculture

State of Iowa

Certificate of Election

It is hereby certified that, at an election held on Tuesday, November 05, 2024,

Sam Wengryn

was elected to the office of:

State Representative District 24

for the term of 2 years, from Thursday, January 02, 2025.

Given at the seat of government, Des Moines, Iowa, on Monday, December 02, 2024.

Governor

Auditor of State

Secretary of State

Treasurer of State

Secretary of Agriculture

State of Iowa

Certificate of Election

It is hereby certified that, at an election held on Tuesday, November 05, 2024,

Hans Wilz

was elected to the office of:

State Representative District 25

for the term of 2 years, from Thursday, January 02, 2025.

Given at the seat of government, Des Moines, Iowa, on Monday, December 02, 2024.

Governor

Auditor of State

Secretary of State

Treasurer of State

Secretary of Agriculture

State of Iowa

Certificate of Election

It is hereby certified that, at an election held on Tuesday, November 05, 2024,

Austin Harris

was elected to the office of:

State Representative District 26

for the term of 2 years, from Thursday, January 02, 2025.

Given at the seat of government, Des Moines, Iowa, on Monday, December 02, 2024.

Governor

Auditor of State

Secretary of State

Treasurer of State

Secretary of Agriculture

State of Iowa

Certificate of Election

It is hereby certified that, at an election held on Tuesday, November 05, 2024,

Kenan Judge

was elected to the office of:

State Representative District 27

for the term of 2 years, from Thursday, January 02, 2025.

Given at the seat of government, Des Moines, Iowa, on Monday, December 02, 2024.

Governor

Auditor of State

Secretary of State

Treasurer of State

Secretary of Agriculture

State of Iowa

Certificate of Election

It is hereby certified that, at an election held on Tuesday, November 05, 2024,

David Young

was elected to the office of:

State Representative District 28

for the term of 2 years, from Thursday, January 02, 2025.

Given at the seat of government, Des Moines, Iowa, on Monday, December 02, 2024.

Governor

Auditor of State

Secretary of State

Treasurer of State

Secretary of Agriculture

State of Iowa

Certificate of Election

It is hereby certified that, at an election held on Tuesday, November 05, 2024,

Brian Meyer

was elected to the office of:

State Representative District 29

for the term of 2 years, from Thursday, January 02, 2025.

Given at the seat of government, Des Moines, Iowa, on Monday, December 02, 2024.

Governor

Auditor of State

Secretary of State

Treasurer of State

Secretary of Agriculture

State of Iowa

Certificate of Election

It is hereby certified that, at an election held on Tuesday, November 05, 2024,

Megan L. Srinivas

was elected to the office of:

State Representative District 30

for the term of 2 years, from Thursday, January 02, 2025.

Given at the seat of government, Des Moines, Iowa, on Monday, December 02, 2024.

Governor

Auditor of State

Secretary of State

Treasurer of State

Secretary of Agriculture

State of Iowa

Certificate of Election

It is hereby certified that, at an election held on Tuesday, November 05, 2024,

Mary Lee Madison

was elected to the office of:

State Representative District 31

for the term of 2 years, from Thursday, January 02, 2025.

Given at the seat of government, Des Moines, Iowa, on Monday, December 02, 2024.

Governor

Auditor of State

Secretary of State

Treasurer of State

Secretary of Agriculture

State of Iowa

Certificate of Election

It is hereby certified that, at an election held on Tuesday, November 05, 2024,

Jennifer Konfrst

was elected to the office of:

State Representative District 32

for the term of 2 years, from Thursday, January 02, 2025.

Given at the seat of government, Des Moines, Iowa, on Monday, December 02, 2024.

Governor

Auditor of State

Secretary of State

Treasurer of State

Secretary of Agriculture

State of Iowa

Certificate of Election

It is hereby certified that, at an election held on Tuesday, November 05, 2024,

Ruth Ann Gaines

was elected to the office of:

State Representative District 33

for the term of 2 years, from Thursday, January 02, 2025.

Given at the seat of government, Des Moines, Iowa, on Monday, December 02, 2024.

Governor

Auditor of State

Secretary of State

Treasurer of State

Secretary of Agriculture

State of Iowa

Certificate of Election

It is hereby certified that, at an election held on Tuesday, November 05, 2024,

Rob Johnson

was elected to the office of:

State Representative District 34

for the term of 2 years, from Thursday, January 02, 2025.

Given at the seat of government, Des Moines, Iowa, on Monday, December 02, 2024.

Governor

Auditor of State

Secretary of State

Treasurer of State

Secretary of Agriculture

State of Iowa

Certificate of Election

It is hereby certified that, at an election held on Tuesday, November 05, 2024,

Sean Bagniewski

was elected to the office of:

State Representative District 35

for the term of 2 years, from Thursday, January 02, 2025.

Given at the seat of government, Des Moines, Iowa, on Monday, December 02, 2024.

Governor

Auditor of State

Secretary of State

Treasurer of State

Secretary of Agriculture

State of Iowa

Certificate of Election

It is hereby certified that, at an election held on Tuesday, November 05, 2024,

Austin Baeth

was elected to the office of:

State Representative District 36

for the term of 2 years, from Thursday, January 02, 2025.

Given at the seat of government, Des Moines, Iowa, on Monday, December 02, 2024.

Governor

Auditor of State

Secretary of State

Treasurer of State

Secretary of Agriculture

State of Iowa

Certificate of Election

It is hereby certified that, at an election held on Tuesday, November 05, 2024,

Barb Kniff McCulla

was elected to the office of:

State Representative District 37

for the term of 2 years, from Thursday, January 02, 2025.

Given at the seat of government, Des Moines, Iowa, on Monday, December 02, 2024.

Governor

Auditor of State

Secretary of State

Treasurer of State

Secretary of Agriculture

State of Iowa

Certificate of Election

It is hereby certified that, at an election held on Tuesday, November 05, 2024,

Jon Dunwell

was elected to the office of:

State Representative District 38

for the term of 2 years, from Thursday, January 02, 2025.

Given at the seat of government, Des Moines, Iowa, on Monday, December 02, 2024.

Governor

Auditor of State

Secretary of State

Treasurer of State

Secretary of Agriculture

State of Iowa

Certificate of Election

It is hereby certified that, at an election held on Tuesday, November 05, 2024,

Rick L. Olson

was elected to the office of:

State Representative District 39

for the term of 2 years, from Thursday, January 02, 2025.

Given at the seat of government, Des Moines, Iowa, on Monday, December 02, 2024.

Governor

Auditor of State

Secretary of State

Treasurer of State

Secretary of Agriculture

State of Iowa

Certificate of Election

It is hereby certified that, at an election held on Tuesday, November 05, 2024,

Bill Gustoff

was elected to the office of:

State Representative District 40

for the term of 2 years, from Thursday, January 02, 2025.

Given at the seat of government, Des Moines, Iowa, on Monday, December 02, 2024.

Governor

Auditor of State

Secretary of State

Treasurer of State

Secretary of Agriculture

State of Iowa

Certificate of Election

It is hereby certified that, at an election held on Tuesday, November 05, 2024,

Ryan Weldon

was elected to the office of:

State Representative District 41

for the term of 2 years, from Thursday, January 02, 2025.

Given at the seat of government, Des Moines, Iowa, on Monday, December 02, 2024.

Governor

Auditor of State

Secretary of State

Treasurer of State

Secretary of Agriculture

State of Iowa

Certificate of Election

It is hereby certified that, at an election held on Tuesday, November 05, 2024,

Heather Matson

was elected to the office of:

State Representative District 42

for the term of 2 years, from Thursday, January 02, 2025.

Given at the seat of government, Des Moines, Iowa, on Monday, December 02, 2024.

Governor

Auditor of State

Secretary of State

Treasurer of State

Secretary of Agriculture

State of Iowa

Certificate of Election

It is hereby certified that, at an election held on Tuesday, November 05, 2024,

Eddie Andrews

was elected to the office of:

State Representative District 43

for the term of 2 years, from Thursday, January 02, 2025.

Given at the seat of government, Des Moines, Iowa, on Monday, December 02, 2024.

Governor

Auditor of State

Secretary of State

Treasurer of State

Secretary of Agriculture

State of Iowa

Certificate of Election

It is hereby certified that, at an election held on Tuesday, November 05, 2024,

Larry McBurney

was elected to the office of:

State Representative District 44

for the term of 2 years, from Thursday, January 02, 2025.

Given at the seat of government, Des Moines, Iowa, on Monday, December 02, 2024.

Governor

Auditor of State

Secretary of State

Treasurer of State

Secretary of Agriculture

State of Iowa

Certificate of Election

It is hereby certified that, at an election held on Tuesday, November 05, 2024,

Brian K. Lohse

was elected to the office of:

State Representative District 45

for the term of 2 years, from Thursday, January 02, 2025.

Given at the seat of government, Des Moines, Iowa, on Monday, December 02, 2024.

Governor

Auditor of State

Secretary of State

Treasurer of State

Secretary of Agriculture

State of Iowa

Certificate of Election

It is hereby certified that, at an election held on Tuesday, November 05, 2024,

Dan Gehlbach

was elected to the office of:

State Representative District 46

for the term of 2 years, from Thursday, January 02, 2025.

Given at the seat of government, Des Moines, Iowa, on Monday, December 02, 2024.

Governor

Auditor of State

Secretary of State

Treasurer of State

Secretary of Agriculture

State of Iowa

Certificate of Election

It is hereby certified that, at an election held on Tuesday, November 05, 2024,

Carter Nordman

was elected to the office of:

State Representative District 47

for the term of 2 years, from Thursday, January 02, 2025.

Given at the seat of government, Des Moines, Iowa, on Monday, December 02, 2024.

Governor

Auditor of State

Secretary of State

Treasurer of State

Secretary of Agriculture

State of Iowa

Certificate of Election

It is hereby certified that, at an election held on Tuesday, November 05, 2024,

Chad Behn

was elected to the office of:

State Representative District 48

for the term of 2 years, from Thursday, January 02, 2025.

Given at the seat of government, Des Moines, Iowa, on Monday, December 02, 2024.

Governor

Auditor of State

Secretary of State

Treasurer of State

Secretary of Agriculture

State of Iowa

Certificate of Election

It is hereby certified that, at an election held on Tuesday, November 05, 2024,

Beth Wessel-Kroeschell

was elected to the office of:

State Representative District 49

for the term of 2 years, from Thursday, January 02, 2025.

Given at the seat of government, Des Moines, Iowa, on Monday, December 02, 2024.

Governor

Auditor of State

Secretary of State

Treasurer of State

Secretary of Agriculture

State of Iowa

Certificate of Election

It is hereby certified that, at an election held on Tuesday, November 05, 2024,

Ross Wilburn

was elected to the office of:

State Representative District 50

for the term of 2 years, from Thursday, January 02, 2025.

Given at the seat of government, Des Moines, Iowa, on Monday, December 02, 2024.

Governor

Auditor of State

Secretary of State

Treasurer of State

Secretary of Agriculture

State of Iowa

Certificate of Election

It is hereby certified that, at an election held on Tuesday, November 05, 2024,

Brett Barker

was elected to the office of:

State Representative District 51

for the term of 2 years, from Thursday, January 02, 2025.

Given at the seat of government, Des Moines, Iowa, on Monday, December 02, 2024.

Governor

Auditor of State

Secretary of State

Treasurer of State

Secretary of Agriculture

State of Iowa

Certificate of Election

It is hereby certified that, at an election held on Tuesday, November 05, 2024,

David Blom

was elected to the office of:

State Representative District 52

for the term of 2 years, from Thursday, January 02, 2025.

Given at the seat of government, Des Moines, Iowa, on Monday, December 02, 2024.

Governor

Auditor of State

Secretary of State

Treasurer of State

Secretary of Agriculture

State of Iowa

Certificate of Election

It is hereby certified that, at an election held on Tuesday, November 05, 2024,

Dean Fisher

was elected to the office of:

State Representative District 53

for the term of 2 years, from Thursday, January 02, 2025.

Given at the seat of government, Des Moines, Iowa, on Monday, December 02, 2024.

Governor

Auditor of State

Secretary of State

Treasurer of State

Secretary of Agriculture

State of Iowa

Certificate of Election

It is hereby certified that, at an election held on Tuesday, November 05, 2024,

Joshua Meggers

was elected to the office of:

State Representative District 54

for the term of 2 years, from Thursday, January 02, 2025.

Given at the seat of government, Des Moines, Iowa, on Monday, December 02, 2024.

Governor

Auditor of State

Secretary of State

Treasurer of State

Secretary of Agriculture

State of Iowa

Certificate of Election

It is hereby certified that, at an election held on Tuesday, November 05, 2024,

Shannon Latham

was elected to the office of:

State Representative District 55

for the term of 2 years, from Thursday, January 02, 2025.

Given at the seat of government, Des Moines, Iowa, on Monday, December 02, 2024.

Governor

Auditor of State

Secretary of State

Treasurer of State

Secretary of Agriculture

State of Iowa

Certificate of Election

It is hereby certified that, at an election held on Tuesday, November 05, 2024,

Mark I. Thompson

was elected to the office of:

State Representative District 56

for the term of 2 years, from Thursday, January 02, 2025.

Given at the seat of government, Des Moines, Iowa, on Monday, December 02, 2024.

Governor

Auditor of State

Secretary of State

Treasurer of State

Secretary of Agriculture

State of Iowa

Certificate of Election

It is hereby certified that, at an election held on Tuesday, November 05, 2024,

Pat Grassley

was elected to the office of:

State Representative District 57

for the term of 2 years, from Thursday, January 02, 2025.

Given at the seat of government, Des Moines, Iowa, on Monday, December 02, 2024.

Governor

Auditor of State

Secretary of State

Treasurer of State

Secretary of Agriculture

State of Iowa

Certificate of Election

It is hereby certified that, at an election held on Tuesday, November 05, 2024,

Charley Thomson

was elected to the office of:

State Representative District 58

for the term of 2 years, from Thursday, January 02, 2025.

Given at the seat of government, Des Moines, Iowa, on Monday, December 02, 2024.

Governor

Auditor of State

Secretary of State

Treasurer of State

Secretary of Agriculture

State of Iowa

Certificate of Election

It is hereby certified that, at an election held on Tuesday, November 05, 2024,

Christian Hermanson

was elected to the office of:

State Representative District 59

for the term of 2 years, from Thursday, January 02, 2025.

Given at the seat of government, Des Moines, Iowa, on Monday, December 02, 2024.

Governor

Auditor of State

Secretary of State

Treasurer of State

Secretary of Agriculture

State of Iowa

Certificate of Election

It is hereby certified that, at an election held on Tuesday, November 05, 2024,

Jane E. Bloomingdale

was elected to the office of:

State Representative District 60

for the term of 2 years, from Thursday, January 02, 2025.

Given at the seat of government, Des Moines, Iowa, on Monday, December 02, 2024.

Governor

Auditor of State

Secretary of State

Treasurer of State

Secretary of Agriculture

State of Iowa

Certificate of Election

It is hereby certified that, at an election held on Tuesday, November 05, 2024,

Timi Brown-Powers

was elected to the office of:

State Representative District 61

for the term of 2 years, from Thursday, January 02, 2025.

Given at the seat of government, Des Moines, Iowa, on Monday, December 02, 2024.

Governor

Auditor of State

Secretary of State

Treasurer of State

Secretary of Agriculture

State of Iowa

Certificate of Election

It is hereby certified that, at an election held on Tuesday, November 05, 2024,

Jerome Amos Jr

was elected to the office of:

State Representative District 62

for the term of 2 years, from Thursday, January 02, 2025.

Given at the seat of government, Des Moines, Iowa, on Monday, December 02, 2024.

Governor

Auditor of State

Secretary of State

Treasurer of State

Secretary of Agriculture

State of Iowa

Certificate of Election

It is hereby certified that, at an election held on Tuesday, November 05, 2024,

Michael R. Bergan

was elected to the office of:

State Representative District 63

for the term of 2 years, from Thursday, January 02, 2025.

Given at the seat of government, Des Moines, Iowa, on Monday, December 02, 2024.

Governor

Auditor of State

Secretary of State

Treasurer of State

Secretary of Agriculture

State of Iowa

Certificate of Election

It is hereby certified that, at an election held on Tuesday, November 05, 2024,

Jason Gearhart

was elected to the office of:

State Representative District 64

for the term of 2 years, from Thursday, January 02, 2025.

Given at the seat of government, Des Moines, Iowa, on Monday, December 02, 2024.

Governor

Auditor of State

Secretary of State

Treasurer of State

Secretary of Agriculture

State of Iowa

Certificate of Election

It is hereby certified that, at an election held on Tuesday, November 05, 2024,

Shannon Lundgren

was elected to the office of:

State Representative District 65

for the term of 2 years, from Thursday, January 02, 2025.

Given at the seat of government, Des Moines, Iowa, on Monday, December 02, 2024.

Governor

Auditor of State

Secretary of State

Treasurer of State

Secretary of Agriculture

State of Iowa

Certificate of Election

It is hereby certified that, at an election held on Tuesday, November 05, 2024,

Steven P Bradley

was elected to the office of:

State Representative District 66

for the term of 2 years, from Thursday, January 02, 2025.

Given at the seat of government, Des Moines, Iowa, on Monday, December 02, 2024.

Governor

Auditor of State

Secretary of State

Treasurer of State

Secretary of Agriculture

State of Iowa

Certificate of Election

It is hereby certified that, at an election held on Tuesday, November 05, 2024,

Craig Johnson

was elected to the office of:

State Representative District 67

for the term of 2 years, from Thursday, January 02, 2025.

Given at the seat of government, Des Moines, Iowa, on Monday, December 02, 2024.

Governor

Auditor of State

Secretary of State

Treasurer of State

Secretary of Agriculture

State of Iowa

Certificate of Election

It is hereby certified that, at an election held on Tuesday, November 05, 2024,

Chad Ingels

was elected to the office of:

State Representative District 68

for the term of 2 years, from Thursday, January 02, 2025.

Given at the seat of government, Des Moines, Iowa, on Monday, December 02, 2024.

Governor

Auditor of State

Secretary of State

Treasurer of State

Secretary of Agriculture

State of Iowa

Certificate of Election

It is hereby certified that, at an election held on Tuesday, November 05, 2024,

Tom Determann

was elected to the office of:

State Representative District 69

for the term of 2 years, from Thursday, January 02, 2025.

Given at the seat of government, Des Moines, Iowa, on Monday, December 02, 2024.

Governor

Auditor of State

Secretary of State

Treasurer of State

Secretary of Agriculture

State of Iowa

Certificate of Election

It is hereby certified that, at an election held on Tuesday, November 05, 2024,

Norlin Mommsen

was elected to the office of:

State Representative District 70

for the term of 2 years, from Thursday, January 02, 2025.

Given at the seat of government, Des Moines, Iowa, on Monday, December 02, 2024.

Governor

Auditor of State

Secretary of State

Treasurer of State

Secretary of Agriculture

State of Iowa

Certificate of Election

It is hereby certified that, at an election held on Tuesday, November 05, 2024,

Lindsay James

was elected to the office of:

State Representative District 71

for the term of 2 years, from Thursday, January 02, 2025.

Given at the seat of government, Des Moines, Iowa, on Monday, December 02, 2024.

Governor

Auditor of State

Secretary of State

Treasurer of State

Secretary of Agriculture

State of Iowa

Certificate of Election

It is hereby certified that, at an election held on Tuesday, November 05, 2024,

Jennifer J. Smith

was elected to the office of:

State Representative District 72

for the term of 2 years, from Thursday, January 02, 2025.

Given at the seat of government, Des Moines, Iowa, on Monday, December 02, 2024.

Governor

Auditor of State

Secretary of State

Treasurer of State

Secretary of Agriculture

State of Iowa

Certificate of Election

It is hereby certified that, at an election held on Tuesday, November 05, 2024,

Elizabeth Wilson

was elected to the office of:

State Representative District 73

for the term of 2 years, from Thursday, January 02, 2025.

Given at the seat of government, Des Moines, Iowa, on Monday, December 02, 2024.

Governor

Auditor of State

Secretary of State

Treasurer of State

Secretary of Agriculture

State of Iowa

Certificate of Election

It is hereby certified that, at an election held on Tuesday, November 05, 2024,

Eric Gjerde

was elected to the office of:

State Representative District 74

for the term of 2 years, from Thursday, January 02, 2025.

Given at the seat of government, Des Moines, Iowa, on Monday, December 02, 2024.

Governor

Auditor of State

Secretary of State

Treasurer of State

Secretary of Agriculture

State of Iowa

Certificate of Election

It is hereby certified that, at an election held on Tuesday, November 05, 2024,

Bob Kressig

was elected to the office of:

State Representative District 75

for the term of 2 years, from Thursday, January 02, 2025.

Given at the seat of government, Des Moines, Iowa, on Monday, December 02, 2024.

Governor

Auditor of State

Secretary of State

Treasurer of State

Secretary of Agriculture

State of Iowa

Certificate of Election

It is hereby certified that, at an election held on Tuesday, November 05, 2024,

Derek Wulf

was elected to the office of:

State Representative District 76

for the term of 2 years, from Thursday, January 02, 2025.

Given at the seat of government, Des Moines, Iowa, on Monday, December 02, 2024.

Governor

Auditor of State

Secretary of State

Treasurer of State

Secretary of Agriculture

State of Iowa

Certificate of Election

It is hereby certified that, at an election held on Tuesday, November 05, 2024,

Jeff Cooling

was elected to the office of:

State Representative District 77

for the term of 2 years, from Thursday, January 02, 2025.

Given at the seat of government, Des Moines, Iowa, on Monday, December 02, 2024.

Governor

Auditor of State

Secretary of State

Treasurer of State

Secretary of Agriculture

State of Iowa

Certificate of Election

It is hereby certified that, at an election held on Tuesday, November 05, 2024,

Sami Scheetz

was elected to the office of:

State Representative District 78

for the term of 2 years, from Thursday, January 02, 2025.

Given at the seat of government, Des Moines, Iowa, on Monday, December 02, 2024.

Governor

Auditor of State

Secretary of State

Treasurer of State

Secretary of Agriculture

State of Iowa

Certificate of Election

It is hereby certified that, at an election held on Tuesday, November 05, 2024,

Tracy Ehlert

was elected to the office of:

State Representative District 79

for the term of 2 years, from Thursday, January 02, 2025.

Given at the seat of government, Des Moines, Iowa, on Monday, December 02, 2024.

Governor

Auditor of State

Secretary of State

Treasurer of State

Secretary of Agriculture

State of Iowa

Certificate of Election

It is hereby certified that, at an election held on Tuesday, November 05, 2024,

Aime J. Wichtendahl

was elected to the office of:

State Representative District 80

for the term of 2 years, from Thursday, January 02, 2025.

Given at the seat of government, Des Moines, Iowa, on Monday, December 02, 2024.

Governor

Auditor of State

Secretary of State

Treasurer of State

Secretary of Agriculture

State of Iowa

Certificate of Election

It is hereby certified that, at an election held on Tuesday, November 05, 2024,

Daniel Gosa

was elected to the office of:

State Representative District 81

for the term of 2 years, from Thursday, January 02, 2025.

Given at the seat of government, Des Moines, Iowa, on Monday, December 02, 2024.

Governor

Auditor of State

Secretary of State

Treasurer of State

Secretary of Agriculture

State of Iowa

Certificate of Election

It is hereby certified that, at an election held on Tuesday, November 05, 2024,

Bobby Kaufmann

was elected to the office of:

State Representative District 82

for the term of 2 years, from Thursday, January 02, 2025.

Given at the seat of government, Des Moines, Iowa, on Monday, December 02, 2024.

Governor

Auditor of State

Secretary of State

Treasurer of State

Secretary of Agriculture

State of Iowa

Certificate of Election

It is hereby certified that, at an election held on Tuesday, November 05, 2024,

Cindy Golding

was elected to the office of:

State Representative District 83

for the term of 2 years, from Thursday, January 02, 2025.

Given at the seat of government, Des Moines, Iowa, on Monday, December 02, 2024.

Governor

Auditor of State

Secretary of State

Treasurer of State

Secretary of Agriculture

State of Iowa

Certificate of Election

It is hereby certified that, at an election held on Tuesday, November 05, 2024,

Thomas Gerhold

was elected to the office of:

State Representative District 84

for the term of 2 years, from Thursday, January 02, 2025.

Given at the seat of government, Des Moines, Iowa, on Monday, December 02, 2024.

Governor

Auditor of State

Secretary of State

Treasurer of State

Secretary of Agriculture

State of Iowa

Certificate of Election

It is hereby certified that, at an election held on Tuesday, November 05, 2024,

Amy Nielsen

was elected to the office of:

State Representative District 85

for the term of 2 years, from Thursday, January 02, 2025.

Given at the seat of government, Des Moines, Iowa, on Monday, December 02, 2024.

Governor

Auditor of State

Secretary of State

Treasurer of State

Secretary of Agriculture

State of Iowa

Certificate of Election

It is hereby certified that, at an election held on Tuesday, November 05, 2024,

Dave Jacoby

was elected to the office of:

State Representative District 86

for the term of 2 years, from Thursday, January 02, 2025.

Given at the seat of government, Des Moines, Iowa, on Monday, December 02, 2024.

Governor

Auditor of State

Secretary of State

Treasurer of State

Secretary of Agriculture

State of Iowa

Certificate of Election

It is hereby certified that, at an election held on Tuesday, November 05, 2024,

Jeff Shipley

was elected to the office of:

State Representative District 87

for the term of 2 years, from Thursday, January 02, 2025.

Given at the seat of government, Des Moines, Iowa, on Monday, December 02, 2024.

Governor

Auditor of State

Secretary of State

Treasurer of State

Secretary of Agriculture

State of Iowa

Certificate of Election

It is hereby certified that, at an election held on Tuesday, November 05, 2024,

Helena Hayes

was elected to the office of:

State Representative District 88

for the term of 2 years, from Thursday, January 02, 2025.

Given at the seat of government, Des Moines, Iowa, on Monday, December 02, 2024.

Governor

Auditor of State

Secretary of State

Treasurer of State

Secretary of Agriculture

State of Iowa

Certificate of Election

It is hereby certified that, at an election held on Tuesday, November 05, 2024,

Elinor A. Levin

was elected to the office of:

State Representative District 89

for the term of 2 years, from Thursday, January 02, 2025.

Given at the seat of government, Des Moines, Iowa, on Monday, December 02, 2024.

Governor

Auditor of State

Secretary of State

Treasurer of State

Secretary of Agriculture

State of Iowa

Certificate of Election

It is hereby certified that, at an election held on Tuesday, November 05, 2024,

Adam Zabner

was elected to the office of:

State Representative District 90

for the term of 2 years, from Thursday, January 02, 2025.

Given at the seat of government, Des Moines, Iowa, on Monday, December 02, 2024.

Governor

Auditor of State

Secretary of State

Treasurer of State

Secretary of Agriculture

State of Iowa

Certificate of Election

It is hereby certified that, at an election held on Tuesday, November 05, 2024,

Judd Lawler

was elected to the office of:

State Representative District 91

for the term of 2 years, from Thursday, January 02, 2025.

Given at the seat of government, Des Moines, Iowa, on Monday, December 02, 2024.

Governor

Auditor of State

Secretary of State

Treasurer of State

Secretary of Agriculture

State of Iowa

Certificate of Election

It is hereby certified that, at an election held on Tuesday, November 05, 2024,

Heather Hora

was elected to the office of:

State Representative District 92

for the term of 2 years, from Thursday, January 02, 2025.

Given at the seat of government, Des Moines, Iowa, on Monday, December 02, 2024.

Governor

Auditor of State

Secretary of State

Treasurer of State

Secretary of Agriculture

State of Iowa

Certificate of Election

It is hereby certified that, at an election held on Tuesday, November 05, 2024,

Gary Mohr

was elected to the office of:

State Representative District 93

for the term of 2 years, from Thursday, January 02, 2025.

Given at the seat of government, Des Moines, Iowa, on Monday, December 02, 2024.

Governor

Auditor of State

Secretary of State

Treasurer of State

Secretary of Agriculture

State of Iowa

Certificate of Election

It is hereby certified that, at an election held on Tuesday, November 05, 2024,

Mike Vondran

was elected to the office of:

State Representative District 94

for the term of 2 years, from Thursday, January 02, 2025.

Given at the seat of government, Des Moines, Iowa, on Monday, December 02, 2024.

Governor

Auditor of State

Secretary of State

Treasurer of State

Secretary of Agriculture

State of Iowa

Certificate of Election

It is hereby certified that, at an election held on Tuesday, November 05, 2024,

Taylor Collins

was elected to the office of:

State Representative District 95

for the term of 2 years, from Thursday, January 02, 2025.

Given at the seat of government, Des Moines, Iowa, on Monday, December 02, 2024.

Governor

Auditor of State

Secretary of State

Treasurer of State

Secretary of Agriculture

State of Iowa

Certificate of Election

It is hereby certified that, at an election held on Tuesday, November 05, 2024,

Mark Cisneros

was elected to the office of:

State Representative District 96

for the term of 2 years, from Thursday, January 02, 2025.

Given at the seat of government, Des Moines, Iowa, on Monday, December 02, 2024.

Governor

Auditor of State

Secretary of State

Treasurer of State

Secretary of Agriculture

State of Iowa

Certificate of Election

It is hereby certified that, at an election held on Tuesday, November 05, 2024,

Ken Croken

was elected to the office of:

State Representative District 97

for the term of 2 years, from Thursday, January 02, 2025.

Given at the seat of government, Des Moines, Iowa, on Monday, December 02, 2024.

Governor

Auditor of State

Secretary of State

Treasurer of State

Secretary of Agriculture

State of Iowa

Certificate of Election

It is hereby certified that, at an election held on Tuesday, November 05, 2024,

Monica Kurth

was elected to the office of:

State Representative District 98

for the term of 2 years, from Thursday, January 02, 2025.

Given at the seat of government, Des Moines, Iowa, on Monday, December 02, 2024.

Governor

Auditor of State

Secretary of State

Treasurer of State

Secretary of Agriculture

State of Iowa

Certificate of Election

It is hereby certified that, at an election held on Tuesday, November 05, 2024,

Matthew Rinker

was elected to the office of:

State Representative District 99

for the term of 2 years, from Thursday, January 02, 2025.

Given at the seat of government, Des Moines, Iowa, on Monday, December 02, 2024.

Governor

Auditor of State

Secretary of State

Treasurer of State

Secretary of Agriculture

State of Iowa

Certificate of Election

It is hereby certified that, at an election held on Tuesday, November 05, 2024,

Martin L. Graber

was elected to the office of:

State Representative District 100

for the term of 2 years, from Thursday, January 02, 2025.

Given at the seat of government, Des Moines, Iowa, on Monday, December 02, 2024.

Governor

Auditor of State

Secretary of State

Treasurer of State

Secretary of Agriculture

State of Iowa

Certificate of Election

It is hereby certified that, at an election held on Tuesday, November 05, 2024,

Yes

was elected to the office of:

Constitutional Amendment 1

for the term of years, from .

Given at the seat of government, Des Moines, Iowa, on Monday, December 02, 2024.

Governor

Auditor of State

Secretary of State

Treasurer of State

Secretary of Agriculture

State of Iowa

Certificate of Election

It is hereby certified that, at an election held on Tuesday, November 05, 2024,

Yes

was elected to the office of:

Constitutional Amendment 2

for the term of years, from .

Given at the seat of government, Des Moines, Iowa, on Monday, December 02, 2024.

Governor

Auditor of State

Secretary of State

Treasurer of State

Secretary of Agriculture

State of Iowa

Certificate of Election

It is hereby certified that, at an election held on Tuesday, November 05, 2024,

Supreme Court Justice - David May

was retained to the office for the term of 8 years, from Wednesday, January 01, 2025.

Given at the seat of government, Des Moines, Iowa, on Monday, December 02, 2024.

Governor

Auditor of State

Secretary of State

Treasurer of State

Secretary of Agriculture

State of Iowa

Certificate of Election

It is hereby certified that, at an election held on Tuesday, November 05, 2024,

Court of Appeals Judge - Tyler J. Buller

was retained to the office for the term of 6 years, from Wednesday, January 01, 2025.

Given at the seat of government, Des Moines, Iowa, on Monday, December 02, 2024.

Governor

Auditor of State

Secretary of State

Treasurer of State

Secretary of Agriculture

State of Iowa

Certificate of Election

It is hereby certified that, at an election held on Tuesday, November 05, 2024,

Court of Appeals Judge - Mary Elizabeth Chicchelly

was retained to the office for the term of 6 years, from Wednesday, January 01, 2025.

Given at the seat of government, Des Moines, Iowa, on Monday, December 02, 2024.

Governor

Auditor of State

Secretary of State

Treasurer of State

Secretary of Agriculture

State of Iowa

Certificate of Election

It is hereby certified that, at an election held on Tuesday, November 05, 2024,

Court of Appeals Judge - Samuel Langholz

was retained to the office for the term of 6 years, from Wednesday, January 01, 2025.

Given at the seat of government, Des Moines, Iowa, on Monday, December 02, 2024.

Governor

Auditor of State

Secretary of State

Treasurer of State

Secretary of Agriculture

State of Iowa

Certificate of Election

It is hereby certified that, at an election held on Tuesday, November 05, 2024,

Court of Appeals Judge - Mary Ellen Tabor

was retained to the office for the term of 6 years, from Wednesday, January 01, 2025.

Given at the seat of government, Des Moines, Iowa, on Monday, December 02, 2024.

Governor

Auditor of State

Secretary of State

Treasurer of State

Secretary of Agriculture

State of Iowa

Certificate of Election

It is hereby certified that, at an election held on Tuesday, November 05, 2024,

District 1A Judge - Monica Ackley

was retained to the office for the term of 6 years, from Wednesday, January 01, 2025.

Given at the seat of government, Des Moines, Iowa, on Monday, December 02, 2024.

Governor

Auditor of State

Secretary of State

Treasurer of State

Secretary of Agriculture

State of Iowa

Certificate of Election

It is hereby certified that, at an election held on Tuesday, November 05, 2024,

District 1A Judge - Thomas A. Bitter

was retained to the office for the term of 6 years, from Wednesday, January 01, 2025.

Given at the seat of government, Des Moines, Iowa, on Monday, December 02, 2024.

Governor

Auditor of State

Secretary of State

Treasurer of State

Secretary of Agriculture

State of Iowa

Certificate of Election

It is hereby certified that, at an election held on Tuesday, November 05, 2024,

District 1A Associate Judge - Robert James Richter

was retained to the office for the term of 6 years, from Wednesday, January 01, 2025.

Given at the seat of government, Des Moines, Iowa, on Monday, December 02, 2024.

Governor

Auditor of State

Secretary of State

Treasurer of State

Secretary of Agriculture

State of Iowa

Certificate of Election

It is hereby certified that, at an election held on Tuesday, November 05, 2024,

District 1B Judge - Andrea J. Dryer

was retained to the office for the term of 6 years, from Wednesday, January 01, 2025.

Given at the seat of government, Des Moines, Iowa, on Monday, December 02, 2024.

Governor

Auditor of State

Secretary of State

Treasurer of State

Secretary of Agriculture

State of Iowa

Certificate of Election

It is hereby certified that, at an election held on Tuesday, November 05, 2024,

District 1B Judge - Kellyann Lekar

was retained to the office for the term of 6 years, from Wednesday, January 01, 2025.

Given at the seat of government, Des Moines, Iowa, on Monday, December 02, 2024.

Governor

Auditor of State

Secretary of State

Treasurer of State

Secretary of Agriculture

State of Iowa

Certificate of Election

It is hereby certified that, at an election held on Tuesday, November 05, 2024,

District 1B Judge - David F. Staudt

was retained to the office for the term of 6 years, from Wednesday, January 01, 2025.

Given at the seat of government, Des Moines, Iowa, on Monday, December 02, 2024.

Governor

Auditor of State

Secretary of State

Treasurer of State

Secretary of Agriculture

State of Iowa

Certificate of Election

It is hereby certified that, at an election held on Tuesday, November 05, 2024,

District 1B Judge - John James Sullivan

was retained to the office for the term of 6 years, from Wednesday, January 01, 2025.

Given at the seat of government, Des Moines, Iowa, on Monday, December 02, 2024.

Governor

Auditor of State

Secretary of State

Treasurer of State

Secretary of Agriculture

State of Iowa

Certificate of Election

It is hereby certified that, at an election held on Tuesday, November 05, 2024,

District 1B Associate Judge - Brook K. Jacobsen

was retained to the office for the term of 6 years, from Wednesday, January 01, 2025.

Given at the seat of government, Des Moines, Iowa, on Monday, December 02, 2024.

Governor

Auditor of State

Secretary of State

Treasurer of State

Secretary of Agriculture

State of Iowa

Certificate of Election

It is hereby certified that, at an election held on Tuesday, November 05, 2024,

District 1B Associate Judge - Patrick Wegman

was retained to the office for the term of 6 years, from Wednesday, January 01, 2025.

Given at the seat of government, Des Moines, Iowa, on Monday, December 02, 2024.

Governor

Auditor of State

Secretary of State

Treasurer of State

Secretary of Agriculture

State of Iowa

Certificate of Election

It is hereby certified that, at an election held on Tuesday, November 05, 2024,

District 2A Judge - Rustin Davenport

was retained to the office for the term of 6 years, from Wednesday, January 01, 2025.

Given at the seat of government, Des Moines, Iowa, on Monday, December 02, 2024.

Governor

Auditor of State

Secretary of State

Treasurer of State

Secretary of Agriculture

State of Iowa

Certificate of Election

It is hereby certified that, at an election held on Tuesday, November 05, 2024,

District 2A Judge - Blake H. Norman

was retained to the office for the term of 6 years, from Wednesday, January 01, 2025.

Given at the seat of government, Des Moines, Iowa, on Monday, December 02, 2024.

Governor

Auditor of State

Secretary of State

Treasurer of State

Secretary of Agriculture

State of Iowa

Certificate of Election

It is hereby certified that, at an election held on Tuesday, November 05, 2024,

District 2A Associate Judge - Elizabeth Batey

was retained to the office for the term of 6 years, from Wednesday, January 01, 2025.

Given at the seat of government, Des Moines, Iowa, on Monday, December 02, 2024.

Governor

Auditor of State

Secretary of State

Treasurer of State

Secretary of Agriculture

State of Iowa

Certificate of Election

It is hereby certified that, at an election held on Tuesday, November 05, 2024,

District 2B Judge - Adria Kester

was retained to the office for the term of 6 years, from Wednesday, January 01, 2025.

Given at the seat of government, Des Moines, Iowa, on Monday, December 02, 2024.

Governor

Auditor of State

Secretary of State

Treasurer of State

Secretary of Agriculture

State of Iowa

Certificate of Election

It is hereby certified that, at an election held on Tuesday, November 05, 2024,

District 2B Judge - Derek Johnson

was retained to the office for the term of 6 years, from Wednesday, January 01, 2025.

Given at the seat of government, Des Moines, Iowa, on Monday, December 02, 2024.

Governor

Auditor of State

Secretary of State

Treasurer of State

Secretary of Agriculture

State of Iowa

Certificate of Election

It is hereby certified that, at an election held on Tuesday, November 05, 2024,

District 2B Judge - Kurt John Stoebe

was retained to the office for the term of 6 years, from Wednesday, January 01, 2025.

Given at the seat of government, Des Moines, Iowa, on Monday, December 02, 2024.

Governor

Auditor of State

Secretary of State

Treasurer of State

Secretary of Agriculture

State of Iowa

Certificate of Election

It is hereby certified that, at an election held on Tuesday, November 05, 2024,

District 2B Associate Judge - Kathryn E. Austin

was retained to the office for the term of 6 years, from Wednesday, January 01, 2025.

Given at the seat of government, Des Moines, Iowa, on Monday, December 02, 2024.

Governor

Auditor of State

Secretary of State

Treasurer of State

Secretary of Agriculture

State of Iowa

Certificate of Election

It is hereby certified that, at an election held on Tuesday, November 05, 2024,

District 2B Associate Judge - Hans Becker

was retained to the office for the term of 6 years, from Wednesday, January 01, 2025.

Given at the seat of government, Des Moines, Iowa, on Monday, December 02, 2024.

Governor

Auditor of State

Secretary of State

Treasurer of State

Secretary of Agriculture

State of Iowa

Certificate of Election

It is hereby certified that, at an election held on Tuesday, November 05, 2024,

District 2B Associate Judge - Ashley Beisch

was retained to the office for the term of 6 years, from Wednesday, January 01, 2025.

Given at the seat of government, Des Moines, Iowa, on Monday, December 02, 2024.

Governor

Auditor of State

Secretary of State

Treasurer of State

Secretary of Agriculture

State of Iowa

Certificate of Election

It is hereby certified that, at an election held on Tuesday, November 05, 2024,

District 2B Associate Judge - Paul G. Crawford

was retained to the office for the term of 6 years, from Wednesday, January 01, 2025.

Given at the seat of government, Des Moines, Iowa, on Monday, December 02, 2024.

Governor

Auditor of State

Secretary of State

Treasurer of State

Secretary of Agriculture

State of Iowa

Certificate of Election

It is hereby certified that, at an election held on Tuesday, November 05, 2024,

District 2B Associate Judge - Joseph B. McCarville

was retained to the office for the term of 6 years, from Wednesday, January 01, 2025.

Given at the seat of government, Des Moines, Iowa, on Monday, December 02, 2024.

Governor

Auditor of State

Secretary of State

Treasurer of State

Secretary of Agriculture

State of Iowa

Certificate of Election

It is hereby certified that, at an election held on Tuesday, November 05, 2024,

District 2B Associate Judge - Hunter Thorpe

was retained to the office for the term of 6 years, from Wednesday, January 01, 2025.

Given at the seat of government, Des Moines, Iowa, on Monday, December 02, 2024.

Governor

Auditor of State

Secretary of State

Treasurer of State

Secretary of Agriculture

State of Iowa

Certificate of Election

It is hereby certified that, at an election held on Tuesday, November 05, 2024,

District 3B Judge - Robert D. Tiefenthaler

was retained to the office for the term of 6 years, from Wednesday, January 01, 2025.

Given at the seat of government, Des Moines, Iowa, on Monday, December 02, 2024.

Governor

Auditor of State

Secretary of State

Treasurer of State

Secretary of Agriculture

State of Iowa

Certificate of Election

It is hereby certified that, at an election held on Tuesday, November 05, 2024,

District 3B Associate Judge - Stephanie S. Forker Parry

was retained to the office for the term of 6 years, from Wednesday, January 01, 2025.

Given at the seat of government, Des Moines, Iowa, on Monday, December 02, 2024.

Governor

Auditor of State

Secretary of State

Treasurer of State

Secretary of Agriculture

State of Iowa

Certificate of Election

It is hereby certified that, at an election held on Tuesday, November 05, 2024,

District 3B Associate Judge - Jessica R. Noll

was retained to the office for the term of 6 years, from Wednesday, January 01, 2025.

Given at the seat of government, Des Moines, Iowa, on Monday, December 02, 2024.

Governor

Auditor of State

Secretary of State

Treasurer of State

Secretary of Agriculture

State of Iowa

Certificate of Election

It is hereby certified that, at an election held on Tuesday, November 05, 2024,

District 4 Judge - Jennifer Benson Bahr

was retained to the office for the term of 6 years, from Wednesday, January 01, 2025.

Given at the seat of government, Des Moines, Iowa, on Monday, December 02, 2024.

Governor

Auditor of State

Secretary of State

Treasurer of State

Secretary of Agriculture

State of Iowa

Certificate of Election

It is hereby certified that, at an election held on Tuesday, November 05, 2024,

District 4 Judge - Eric John Nelson

was retained to the office for the term of 6 years, from Wednesday, January 01, 2025.

Given at the seat of government, Des Moines, Iowa, on Monday, December 02, 2024.

Governor

Auditor of State

Secretary of State

Treasurer of State

Secretary of Agriculture

State of Iowa

Certificate of Election

It is hereby certified that, at an election held on Tuesday, November 05, 2024,

District 4 Associate Judge - David W. Brooks

was retained to the office for the term of 6 years, from Wednesday, January 01, 2025.

Given at the seat of government, Des Moines, Iowa, on Monday, December 02, 2024.

Governor

Auditor of State

Secretary of State

Treasurer of State

Secretary of Agriculture

State of Iowa

Certificate of Election

It is hereby certified that, at an election held on Tuesday, November 05, 2024,

District 5A Judge - David Faith

was retained to the office for the term of 6 years, from Wednesday, January 01, 2025.

Given at the seat of government, Des Moines, Iowa, on Monday, December 02, 2024.

Governor

Auditor of State

Secretary of State

Treasurer of State

Secretary of Agriculture

State of Iowa

Certificate of Election

It is hereby certified that, at an election held on Tuesday, November 05, 2024,

District 5A Judge - Bradley McCall

was retained to the office for the term of 6 years, from Wednesday, January 01, 2025.

Given at the seat of government, Des Moines, Iowa, on Monday, December 02, 2024.

Governor

Auditor of State

Secretary of State

Treasurer of State

Secretary of Agriculture

State of Iowa

Certificate of Election

It is hereby certified that, at an election held on Tuesday, November 05, 2024,

District 5A Judge - Terry R. Rickers

was retained to the office for the term of 6 years, from Wednesday, January 01, 2025.

Given at the seat of government, Des Moines, Iowa, on Monday, December 02, 2024.

Governor

Auditor of State

Secretary of State

Treasurer of State

Secretary of Agriculture

State of Iowa

Certificate of Election

It is hereby certified that, at an election held on Tuesday, November 05, 2024,

District 5A Judge - Charles Sinnard

was retained to the office for the term of 6 years, from Wednesday, January 01, 2025.

Given at the seat of government, Des Moines, Iowa, on Monday, December 02, 2024.

Governor

Auditor of State

Secretary of State

Treasurer of State

Secretary of Agriculture

State of Iowa

Certificate of Election

It is hereby certified that, at an election held on Tuesday, November 05, 2024,

District 5A Associate Judge - Virginia Cobb

was retained to the office for the term of 6 years, from Wednesday, January 01, 2025.

Given at the seat of government, Des Moines, Iowa, on Monday, December 02, 2024.

Governor

Auditor of State

Secretary of State

Treasurer of State

Secretary of Agriculture

State of Iowa

Certificate of Election

It is hereby certified that, at an election held on Tuesday, November 05, 2024,

District 5A Associate Judge - Kevin Parker

was retained to the office for the term of 6 years, from Wednesday, January 01, 2025.

Given at the seat of government, Des Moines, Iowa, on Monday, December 02, 2024.

Governor

Auditor of State

Secretary of State

Treasurer of State

Secretary of Agriculture

State of Iowa

Certificate of Election

It is hereby certified that, at an election held on Tuesday, November 05, 2024,

District 5B Judge - Patrick W. Greenwood

was retained to the office for the term of 6 years, from Wednesday, January 01, 2025.

Given at the seat of government, Des Moines, Iowa, on Monday, December 02, 2024.

Governor

Auditor of State

Secretary of State

Treasurer of State

Secretary of Agriculture

State of Iowa

Certificate of Election

It is hereby certified that, at an election held on Tuesday, November 05, 2024,

District 5C Judge - Heather L. Lauber

was retained to the office for the term of 6 years, from Wednesday, January 01, 2025.

Given at the seat of government, Des Moines, Iowa, on Monday, December 02, 2024.

Governor

Auditor of State

Secretary of State

Treasurer of State

Secretary of Agriculture

State of Iowa

Certificate of Election

It is hereby certified that, at an election held on Tuesday, November 05, 2024,

District 5C Judge - Patrick D. Smith

was retained to the office for the term of 6 years, from Wednesday, January 01, 2025.

Given at the seat of government, Des Moines, Iowa, on Monday, December 02, 2024.

Governor

Auditor of State

Secretary of State

Treasurer of State

Secretary of Agriculture

State of Iowa

Certificate of Election

It is hereby certified that, at an election held on Tuesday, November 05, 2024,

District 5C Associate Judge - Gregory Brandt

was retained to the office for the term of 6 years, from Wednesday, January 01, 2025.

Given at the seat of government, Des Moines, Iowa, on Monday, December 02, 2024.

Governor

Auditor of State

Secretary of State

Treasurer of State

Secretary of Agriculture

State of Iowa

Certificate of Election

It is hereby certified that, at an election held on Tuesday, November 05, 2024,

District 5C Associate Judge - Kristen Formanek

was retained to the office for the term of 6 years, from Wednesday, January 01, 2025.

Given at the seat of government, Des Moines, Iowa, on Monday, December 02, 2024.

Governor

Auditor of State

Secretary of State

Treasurer of State

Secretary of Agriculture

State of Iowa

Certificate of Election

It is hereby certified that, at an election held on Tuesday, November 05, 2024,

District 5C Associate Judge - Becky Goettsch

was retained to the office for the term of 6 years, from Wednesday, January 01, 2025.

Given at the seat of government, Des Moines, Iowa, on Monday, December 02, 2024.

Governor

Auditor of State

Secretary of State

Treasurer of State

Secretary of Agriculture

State of Iowa

Certificate of Election

It is hereby certified that, at an election held on Tuesday, November 05, 2024,

District 5C Associate Judge - Erik Howe

was retained to the office for the term of 6 years, from Wednesday, January 01, 2025.

Given at the seat of government, Des Moines, Iowa, on Monday, December 02, 2024.

Governor

Auditor of State

Secretary of State

Treasurer of State

Secretary of Agriculture

State of Iowa

Certificate of Election

It is hereby certified that, at an election held on Tuesday, November 05, 2024,

District 5C Associate Judge - Rachael E. Seymour

was retained to the office for the term of 6 years, from Wednesday, January 01, 2025.

Given at the seat of government, Des Moines, Iowa, on Monday, December 02, 2024.

Governor

Auditor of State

Secretary of State

Treasurer of State

Secretary of Agriculture

State of Iowa

Certificate of Election

It is hereby certified that, at an election held on Tuesday, November 05, 2024,

District 5C Associate Probate Judge - Katie Ranes

was retained to the office for the term of 6 years, from Wednesday, January 01, 2025.

Given at the seat of government, Des Moines, Iowa, on Monday, December 02, 2024.

Governor

Auditor of State

Secretary of State

Treasurer of State

Secretary of Agriculture

State of Iowa

Certificate of Election

It is hereby certified that, at an election held on Tuesday, November 05, 2024,

District 6 Judge - Andrew B. Chappell

was retained to the office for the term of 6 years, from Wednesday, January 01, 2025.

Given at the seat of government, Des Moines, Iowa, on Monday, December 02, 2024.

Governor

Auditor of State

Secretary of State

Treasurer of State

Secretary of Agriculture

State of Iowa

Certificate of Election

It is hereby certified that, at an election held on Tuesday, November 05, 2024,

District 6 Judge - David M. Cox

was retained to the office for the term of 6 years, from Wednesday, January 01, 2025.

Given at the seat of government, Des Moines, Iowa, on Monday, December 02, 2024.

Governor

Auditor of State

Secretary of State

Treasurer of State

Secretary of Agriculture

State of Iowa

Certificate of Election

It is hereby certified that, at an election held on Tuesday, November 05, 2024,

District 6 Judge - Elizabeth Dupuich

was retained to the office for the term of 6 years, from Wednesday, January 01, 2025.

Given at the seat of government, Des Moines, Iowa, on Monday, December 02, 2024.

Governor

Auditor of State

Secretary of State

Treasurer of State

Secretary of Agriculture

State of Iowa

Certificate of Election

It is hereby certified that, at an election held on Tuesday, November 05, 2024,

District 6 Associate Judge - Joan M. Black

was retained to the office for the term of 6 years, from Wednesday, January 01, 2025.

Given at the seat of government, Des Moines, Iowa, on Monday, December 02, 2024.

Governor

Auditor of State

Secretary of State

Treasurer of State

Secretary of Agriculture

State of Iowa

Certificate of Election

It is hereby certified that, at an election held on Tuesday, November 05, 2024,

District 6 Associate Judge - Brandon L. Schrock

was retained to the office for the term of 6 years, from Wednesday, January 01, 2025.

Given at the seat of government, Des Moines, Iowa, on Monday, December 02, 2024.

Governor

Auditor of State

Secretary of State

Treasurer of State

Secretary of Agriculture

State of Iowa

Certificate of Election

It is hereby certified that, at an election held on Tuesday, November 05, 2024,

District 6 Associate Judge - Nicholas Scott

was retained to the office for the term of 6 years, from Wednesday, January 01, 2025.

Given at the seat of government, Des Moines, Iowa, on Monday, December 02, 2024.

Governor

Auditor of State

Secretary of State

Treasurer of State

Secretary of Agriculture

State of Iowa

Certificate of Election

It is hereby certified that, at an election held on Tuesday, November 05, 2024,

District 7 Judge - Thomas Reidel

was retained to the office for the term of 6 years, from Wednesday, January 01, 2025.

Given at the seat of government, Des Moines, Iowa, on Monday, December 02, 2024.

Governor

Auditor of State

Secretary of State

Treasurer of State

Secretary of Agriculture

State of Iowa

Certificate of Election

It is hereby certified that, at an election held on Tuesday, November 05, 2024,

District 7 Associate Judge - Gary Patrick Strausser

was retained to the office for the term of 6 years, from Wednesday, January 01, 2025.

Given at the seat of government, Des Moines, Iowa, on Monday, December 02, 2024.

Governor

Auditor of State

Secretary of State

Treasurer of State

Secretary of Agriculture

State of Iowa

Certificate of Election

It is hereby certified that, at an election held on Tuesday, November 05, 2024,

District 8A Judge - Michael Carpenter

was retained to the office for the term of 6 years, from Wednesday, January 01, 2025.

Given at the seat of government, Des Moines, Iowa, on Monday, December 02, 2024.

Governor

Auditor of State

Secretary of State

Treasurer of State

Secretary of Agriculture

State of Iowa

Certificate of Election

It is hereby certified that, at an election held on Tuesday, November 05, 2024,

District 8A Judge - Crystal S. Cronk

was retained to the office for the term of 6 years, from Wednesday, January 01, 2025.

Given at the seat of government, Des Moines, Iowa, on Monday, December 02, 2024.

Governor

Auditor of State

Secretary of State

Treasurer of State

Secretary of Agriculture

State of Iowa

Certificate of Election

It is hereby certified that, at an election held on Tuesday, November 05, 2024,

District 8A Judge - Myron Gookin

was retained to the office for the term of 6 years, from Wednesday, January 01, 2025.

Given at the seat of government, Des Moines, Iowa, on Monday, December 02, 2024.

Governor

Auditor of State

Secretary of State

Treasurer of State

Secretary of Agriculture

State of Iowa

Certificate of Election

It is hereby certified that, at an election held on Tuesday, November 05, 2024,

District 8A Judge - Shawn R. Showers

was retained to the office for the term of 6 years, from Wednesday, January 01, 2025.

Given at the seat of government, Des Moines, Iowa, on Monday, December 02, 2024.

Governor

Auditor of State

Secretary of State

Treasurer of State

Secretary of Agriculture

State of Iowa

Certificate of Election

It is hereby certified that, at an election held on Tuesday, November 05, 2024,

District 8A Associate Judge - Daniel Perry Kitchen

was retained to the office for the term of 6 years, from Wednesday, January 01, 2025.

Given at the seat of government, Des Moines, Iowa, on Monday, December 02, 2024.

Governor

Auditor of State

Secretary of State

Treasurer of State

Secretary of Agriculture

State of Iowa

Certificate of Election

It is hereby certified that, at an election held on Tuesday, November 05, 2024,

District 8A Associate Judge - Richelle Mahaffey

was retained to the office for the term of 6 years, from Wednesday, January 01, 2025.

Given at the seat of government, Des Moines, Iowa, on Monday, December 02, 2024.

Governor

Auditor of State

Secretary of State

Treasurer of State

Secretary of Agriculture

State of Iowa

Certificate of Election

It is hereby certified that, at an election held on Tuesday, November 05, 2024,

District 8A Associate Judge - Patrick J. McAvan

was retained to the office for the term of 6 years, from Wednesday, January 01, 2025.

Given at the seat of government, Des Moines, Iowa, on Monday, December 02, 2024.

Governor

Auditor of State

Secretary of State

Treasurer of State

Secretary of Agriculture

State of Iowa

Certificate of Election

It is hereby certified that, at an election held on Tuesday, November 05, 2024,

District 8B Judge - Clinton R. Boddicker

was retained to the office for the term of 6 years, from Wednesday, January 01, 2025.

Given at the seat of government, Des Moines, Iowa, on Monday, December 02, 2024.

Governor

Auditor of State

Secretary of State

Treasurer of State

Secretary of Agriculture

State of Iowa

Certificate of Election

It is hereby certified that, at an election held on Tuesday, November 05, 2024,

District 8B Judge - Joshua P. Schier

was retained to the office for the term of 6 years, from Wednesday, January 01, 2025.

Given at the seat of government, Des Moines, Iowa, on Monday, December 02, 2024.

Governor

Auditor of State

Secretary of State

Treasurer of State

Secretary of Agriculture

State of Iowa

Certificate of Election

It is hereby certified that, at an election held on Tuesday, November 05, 2024,

District 8B Judge - Shane Wiley

was retained to the office for the term of 6 years, from Wednesday, January 01, 2025.

Given at the seat of government, Des Moines, Iowa, on Monday, December 02, 2024.

Governor

Auditor of State

Secretary of State

Treasurer of State

Secretary of Agriculture

State of Iowa

Certificate of Election

It is hereby certified that, at an election held on Tuesday, November 05, 2024,

District 8B Judge - John M. Wright

was retained to the office for the term of 6 years, from Wednesday, January 01, 2025.

Given at the seat of government, Des Moines, Iowa, on Monday, December 02, 2024.

Governor

Auditor of State

Secretary of State

Treasurer of State

Secretary of Agriculture

State of Iowa

Certificate of Election

It is hereby certified that, at an election held on Tuesday, November 05, 2024,

District 8B Associate Judge - Tyron T. Rogers

was retained to the office for the term of 6 years, from Wednesday, January 01, 2025.

Given at the seat of government, Des Moines, Iowa, on Monday, December 02, 2024.

Governor

Auditor of State

Secretary of State

Treasurer of State

Secretary of Agriculture

State of Iowa

Certificate of Election

It is hereby certified that, at an election held on Tuesday, November 05, 2024,

District 8B Associate Judge - Jennifer Slocum Bailey

was retained to the office for the term of 6 years, from Wednesday, January 01, 2025.

Given at the seat of government, Des Moines, Iowa, on Monday, December 02, 2024.

Governor

Auditor of State

Secretary of State

Treasurer of State

Secretary of Agriculture

State of Iowa

Certificate of Election

It is hereby certified that, at an election held on Tuesday, November 05, 2024,

District 8B Associate Judge - Jonathan Michael Stensvaag

was retained to the office for the term of 6 years, from Wednesday, January 01, 2025.

Given at the seat of government, Des Moines, Iowa, on Monday, December 02, 2024.

Governor

Auditor of State

Secretary of State

Treasurer of State

Secretary of Agriculture