



REGULAR CITY COUNCIL MEETING

Tuesday, May 26, 2026 at 5:30 PM

Council Chambers - 331 First Street East

AGENDA

RULES OF PROCEDURE

Meeting is live-streamed on the Indytel Local Access Channel, YouTube, and Facebook. Per the Rules of Procedure for Conduct of City Council Business, the length of any meeting shall be limited to three (3) hours. This limitation may be extended for any particular meeting by a super majority (two-thirds (5 out of 7)) vote to suspend the rules and extend the meeting by the time required. The Mayor shall be responsible for enforcing this rule.

MEETING OPENING

1. Pledge of Allegiance
2. Roll Call
3. Approve the Agenda

The agenda may be amended to remove items during this time, but no items may be added to the agenda.

4. Public Comment

*Welcome to Visitors: 5-minute time limitation for speaking, no profanity will be tolerated, and no personal attacks against Council Members or City Staff will be allowed. **The Council is unable to respond or take any action at this time.** Please state your name and address before addressing the Council for the official record.*

CONSENT AGENDA

5. Accept and Approve Consent Agenda

- a. The minutes of the May 11th, 2026, regular meeting.
- b. Old Rush Park Tavern Class C retail alcohol license renewal with a tentative effective date of May 30, 2026, to May 29, 2027.

All items listed under the Consent Agenda will be enacted by one motion. There will be no separate discussion of these items unless a request is made prior to the time the Council Votes on the motion.

FINANCIALS

6. Approve the Claims
7. Revenues and Expenses to date – *Information Only*
8. Transfers – *Information Only*

HEARINGS / ORDINANCES

9. Third and Final Reading of an Ordinance Amendment to Chapter 170 Zoning Regulations
10. Public Hearing on the Proposal to Sell Real Property – 204 3rd St. NE

RESOLUTIONS

11. Resolution Awarding Bid and Authorizing Sale – 204 3rd St NE
12. Fiscal Year 2026 Budget Amendment #2

- [13.](#) Resolution to approve a Lot Combination Agreement for StealGard Inc., aka Geater Manufacturing

OTHER BUSINESS

- [14.](#) Commercial Restoration Rehab Grant Application – 119 1st St E
- [15.](#) Commercial Restoration Rehab Grant Application – 121 1st St E

REPORTS

Reminder to Council that reports is not for group discussion on items not on the agenda. This is the time to give shout-outs to people or groups. If you would like to talk about an item for a future meeting, you can ask for it here but there can not be further discussion on the item as it could lead to an open meeting law violation.

- 16.** Council Members

- 17.** Staff/Other

- City Manager
- Mayor
- Other Department Heads / Staff

ADJOURNMENT

This agenda is subject to change.



**CITY COUNCIL CONSENT
ITEM A**

REGULAR MEETING

MONDAY, MAY 11, 2026

43

The Independence City Council met in regular session in the council chambers at 5:30 p.m., on Monday, May 11, 2026.

OPENING/ROLL CALL

Mayor Bleichner opened the meeting by calling the meeting to order with Council Members Weber, Hanna, Moore, Prusator, Mayner, O'Loughlin, and Appleby in attendance.

This meeting was available for public attendance. The meeting was also broadcast on the local access channel, YouTube, and Facebook.

APPROVE THE AGENDA

Motion by Council Member O'Loughlin, second by Council Member Mayner to approve the agenda as presented for the regular meeting held May 11, 2026. Ayes: All.

PUBLIC COMMENT

Jason Keninger, 301 7th Avenue SE, stated he has concerns on what he feels is selective enforcement and retaliation against himself after he speaks at a City Council meeting and mentioned potentially amending the federal lawsuit he filed.

Mayor Bleichner read a proclamation declaring May 14-16, 2026, as Poppy Days.

Mayor Bleichner read a proclamation declaring May 11-16, 2026, as National Police Week.

CONSENT AGENDA

Motion by Council Member Hanna, second by Council Member Weber to accept and approve the consent agenda that approves the following: a) The minutes of the April 27, 2026, Regular Meeting. b) The Crowbar Class C retail alcohol license renewal that includes outdoor service with a tentative effective date of May 15, 2026. c) Dollar General Class B retail alcohol license ownership amendment. d) Mini Mart Class E retail alcohol license ownership amendment. e) Las Dos Marias Class C retail alcohol license renewal with a tentative effective date of May 5, 2026. Ayes: All.

FINANCIALS

Motion by Council Member Hanna, second by Council Member Mayner to approve the following bills for payment. Ayes: All.

ADP	PAYROLL SVCS	\$114,400.25
AMAZON CAPITAL SERVICES	SUPPLIES-PD,PR,CH,F	\$2,900.53
ANGELA KILER	PHONE ALLOW	\$50.00
ARMOR EQUIPMENT	EQUIP REPAIR-W	\$455.81
BEATTY, DREW	REIMBURSE-PR	\$125.00
BENJAMIN F. HUPKE	UMPIRE-PR	\$450.00
BLAKE HAYWARD	PHONE ALLOW	\$50.00
BLEICHNER, BRAD	PHONE ALLOW	\$100.00
BRAD ESCH	PHONE ALLOW	\$50.00
BRENT RECK	PHONE ALLOW	\$50.00
BRIAN LAU	PHONE ALLOW	\$50.00
BRUENING ROCK	ROAD ROCK-ST,W	\$847.32
BUCHANAN COUNTY RECORDER	FEES-CH	\$17.00
CAIDEN MEIKE	UMPIRE-PR	\$490.00
CARD SERVICES-LIBRARY	MISC EXP-L	\$235.63
CARD SERVICES-VISA	MISC EXP-B,PR,PD,W,CH,ST,A	\$12,364.35
CITY LAUNDERING CO. INC	BLDG MAINT-PD	\$92.81
CIVICPLUS	WEBSITE FEE-ALL	\$7,381.86
COLE'S ACE HARDWARE	SUPPLIES-PR,ST,W,A,CH,F,SW	\$736.22
CONSOLIDATED ENERGY CO	FUEL-ST	\$3,403.96
CONTROL INSTALLIONS OF IOWA	BLDG MAINT-CH	\$1,181.20
CONTROLWORX INC	EQUIP REPAIR-W	\$206.09
CY & CHARLEY'S FIRESTONE INC	VEH REPAIR-W	\$751.76

REGULAR MEETING

MONDAY, MAY 11, 2026

44

DAX YOUNGBLUT	UMPIRE-PR	\$585.00
DELL MARKETING, LP	DUES-CH	\$1,560.60
D & K PRODUCTS	SUPPLIES-PR,A	\$1,446.50
ELITE LAND IMPROVEMENT, LLC	SERVICES-W	\$4,913.50
EMPLOYEE BENEFIT SYSTEMS	HEALTH BENEFIT	\$21,484.93
FAHR BEVERAGE, INC.	SUPPLIES-PR	\$329.47
FAREWAY STORES INC	SUPPLIES-PR	\$3,450.44
FEHR-GRAHAM & ASSOCIATES LLC	ENGINEERING-SW	\$5,070.00
FERTILIZER DEALER SUPPLY INC	SUPPLIES-PR	\$46.63
GALLS, LLC	UNIFORM-F	\$34.20
GAVIN MESTAD	UMPIRE-PR	\$255.00
GIBBER, TUCKER	UMPIRE-PR	\$600.00
HAUSERS WATER SYSTEMS INC	SOLAR SALT-ST	\$24.40
HAWKEYE FIRE & SAFETY COMPANY	SERVICES-A	\$363.00
HAWKINS, INC.	MISC EXP-W	\$2,652.66
HOLLI WOOD	UMPIRE-PR	\$225.00
HOTSY CLEANING SYSTEMS	SERVICES-ST	\$659.40
IA PRISON INDUSTRIES	SIGNS-ST	\$983.62
INDEPENDENCE LIGHT & POWER	SERVICES-ALL	\$366.77
INDEPENDENCE NAPA	SUPPLIES-F,ST,W,R,A	\$260.35
INDEPENDENCE PLUMBING, HEATING	SERVICES-W,PR	\$719.96
IOWA STATE UNIVERSITY	TRAINING-CH	\$569.00
IPERS	RETIRE BENEFIT	\$35,880.03
JD SADLER	UMPIRE-PR	\$595.00
JOHN BUTLER	PHONE ALLOW	\$50.00
J & R SUPPLY INC	EQUIP-W	\$144,200.60
KEITH R. CORKERY	EQUIP REPAIR-PR	\$25.00
KLUESNER SANITATION, LLC	GARBAGE-G	\$47,022.08
KROMMINGA MOTORS INC.	VEH REPAIR-A	\$181.09
LIFE TIME FENCE COMPANY	EQUIP-PR	\$551.06
LL PELLING COMPANY	REPAIR-ST	\$956.58
MACQUEEN EQUIPMENT	VEH REPAIR-ST	\$2,211.00
MANATTS, INC.	CEMENT-SW,ST	\$1,442.06
MARCUS BEATTY	UMPIRE-PR	\$750.00
MATTHEW SCHMITZ	PHONE ALLOW	\$100.00
MCCLLOUD SERVICES	BLDG MAINT-PD	\$103.55
MES SERVICE COMPANY	SERVICES-F	\$1,689.61
MICROBAC LABORATORIES, INC	LAB ANALYSIS-W	\$158.25
MIDWEST OVERHEAD CRANE	SUPPLIES-W	\$76.88
MSA PROFESSIONAL SERVICES INC	SERVICES-W	\$2,700.00
MYERS-COX CO	SUPPLIES-PR	\$1,210.56
NEJDL, MICHELLE	MISC EXP-CH	\$250.83
OELWEIN PUBLISHING COMPANY	PUBLICAT-CH	\$572.36
OFFICE TOWNE INC.	SUPPLIES-PD	\$14.64
OHL'S UPHOLSTERY	EQUIP REPAIR-PR	\$405.00
PEPSI-COLA GEN. BOT. IN	SUPPLIES-PR	\$1,624.75
PITNEY BOWES GLOBAL FINANCIAL	EQUIP LEASE-PR	\$178.95
PRECISION PLUMBING, HEATING,	BLDG REPAIR-PR	\$1,290.88
PRINT EXPRESS	SUPPLIES-PR	\$345.22
PUSH-PEDAL-PULL INC	EQUIP MAINT-PR	\$395.00
QTPOD	EQUIP-A	\$3,035.00
RANGER REED	UMPIRE-PR	\$220.00
ROBERT BEATTY	PHONE ALLOW	\$50.00
ROBINSON, KLINT	UMPIRE-PR	\$300.00
SHANNON, KAYDEN	UMPIRE-PR	\$255.00
SIGNS & MORE LLC	DECALS-PR	\$144.00
S&K COLLECTIBLES	POSTAGE-W	\$66.21
SOBIESKI, LANE	PHONE ALLOW	\$50.00

REGULAR MEETING

MONDAY, MAY 11, 2026

45

SOUKUP, BRETT	PHONE ALLOW	\$50.00
SPAHN & ROSE LUMBER COMPANY	SUPPLIES-PR,ST,SW	\$394.86
STATE STREET BANK & TRUST CO	RETIRE BENEFIT	\$7,341.83
STATE CHEMICAL SOLUTIONS	BLDG MAINT-PR	\$206.20
STRICTLY ROOFING INC	SUPPLIES-ST	\$177.95
STS OPERATING, INC	EQUIP REPAIR-W	\$1,158.00
SUPERB CLEANING SERVICES	BLDG MAINT-PR	\$2,565.00
TASC	FLEX MED/DEP	\$1,497.28
TIMOTHY MAIN	INSTRUCTOR-PR	\$1,401.66
T-MOBILE	UTILITY-B,F,CH,PD,PR,W	\$1,059.89
TRAVIS FOLEY	PHONE ALLOW	\$50.00
TRENTON CABELL	PHONE ALLOW	\$50.00
TYCE LARSON	UMPIRE-PR	\$245.00
UNITYPOINT HEALTH	TRAINING-A,B,CH,F,PD,PR,ST,W	\$247.00
VERIZON WIRELESS	PHONE-F, PD	\$45.68
VERN'S TRUE VALUE	SUPPLIES-PR,F	\$708.86
WEX BANK	FUEL-CH,F,PD,PR,W	\$4,576.73

CLAIMS TOTAL \$463,867.35; General Fund \$180,721.58; Library \$12,366.75; Hotel-Motel \$336.00; Streets Dept-Road Use \$23,022.45; Employee Benefits \$25,103.02; Cap Outlay Savings/LOST \$3,586.06; Water Fund \$164,964.35; Sewer Utility Fund \$25,036.01; Storm Water Dept \$7,246.20; Self Insurance \$20,893.50; Self Insurance-Enterprise \$591.43.

REVENUES MONTH TO DATE TOTAL \$233,898.10; General Fund \$82,704.39; Library \$201.15; Water Fund \$39,610.39; Sewer Utility \$83,895.39; Storm Water \$6,001.85; Self Insurance \$20,893.50; Self Insurance-Enterprise \$591.43.

The April 2026 bank reconciliation and the revenues and expenses by department to date were available for council review and discussion.

HEARINGS & ORDINANCES

Mayor Bleichner stated, pursuant to the agenda, he will now convene a public hearing for the Fiscal Year 2026 budget amendment #2. City Clerk Lampe stated no comments were received prior to the meeting. Mayor Bleichner closed the public hearing and stated City Clerk Lampe will note all comments in the record.

Council Member O'Loughlin made a motion to approve the third and final reading of an ordinance that amends provisions pertaining to Chapter 65-Stop Required and to authorize the Mayor to sign the ordinance, seconded by Council Member Hanna. The roll being called the following Council Members voted: Ayes: Hanna, Moore, Prusator, Mayner, O'Loughlin, Appleby, and Weber.

Ordinance adopted and upon approval by Mayor assigned No. 2026-634 in the Official Book of Ordinances.

Council Member Mayner made a motion to approve the second reading of an ordinance that amends provisions pertaining to Chapter 170-Zoning Regulations, seconded by Council Member O'Loughlin. The roll being called the following Council Members voted: Ayes: Moore, Prusator, Mayner, O'Loughlin, Appleby, Weber, and Hanna. Council Member O'Loughlin made a motion that the statutory rule requiring an ordinance to be considered and voted on for passage at two Council meetings prior to the meeting at which it is to be finally passed be suspended, seconded by Council Member Moore. The roll being called the following Council Members voted: Ayes: Prusator, Mayner, O'Loughlin, Weber, and Moore. Nays: Appleby and Hanna.

RESOLUTIONS

Council Member Mayner made a motion to approve and authorize the Mayor to sign the resolution re-appointing Jake Bass to the Library Board of Trustees, seconded by Council Member Hanna. The roll being called the following Council Members voted: Ayes: O'Loughlin, Appleby, Weber, Hanna, Moore, Prusator, and Mayner.

Resolution adopted and upon approval by Mayor assigned No. 2026-34 in the Official Book of Resolutions.

Council Member O'Loughlin made a motion to approve and authorize the Mayor to sign the resolution re-appointing Nancy Dodge to the Library Board of Trustees, seconded by Council Member Hanna. The roll being called the following Council Members voted: Ayes: Appleby, Weber, Hanna, Moore, Prusator, Mayner, and O'Loughlin.

Resolution adopted and upon approval by Mayor assigned No. 2026-35 in the Official Book of Resolutions.

Council Member Hanna made a motion to approve and authorize the Mayor to sign the resolution appointing Kay Reidy to the Library Board of Trustees, seconded by Council Member Mayner. The roll being called the following Council Members voted: Ayes: Weber, Hanna, Moore, Prusator, Mayner, O'Loughlin, and Appleby.

Resolution adopted and upon approval by Mayor assigned No. 2026-36 in the Official Book of Resolutions.

Council Member O'Loughlin made a motion to approve and authorize the Mayor to sign the resolution appointing Andy Hudson to the Library Board of Trustees, seconded by Council Member Weber. The roll being called the following Council Members voted: Ayes: Hanna, Moore, Prusator, Mayner, O'Loughlin, Appleby, and Weber.

Resolution adopted and upon approval by Mayor assigned No. 2026-37 in the Official Book of Resolutions.

Council Member Mayner made a motion to approve and authorize the Mayor to sign the resolution appointing Rick Wulfekuhle to the Planning and Zoning Commission, seconded by Council Member O'Loughlin. The roll being called the following Council Members voted: Ayes: Moore, Prusator, Mayner, O'Loughlin, Appleby, Weber, and Hanna.

Resolution adopted and upon approval by Mayor assigned No. 2026-38 in the Official Book of Resolutions.

Council Member O'Loughlin made a motion to approve the resolution ordering bids, approving the plans and contract documents, fixing the bid security amount, and setting the public hearing for the Snow Removal Acquisition Improvements Project, and to authorize the Mayor to sign the resolution, seconded by Council Member Mayner. The roll being called the following Council Members voted: Ayes: Prusator, Mayner, O'Loughlin, Appleby, Weber, Hanna, and Moore.

Resolution adopted and upon approval by Mayor assigned No. 2026-39 in the Official Book of Resolutions.

Council Member O'Loughlin made a motion to approve and authorize the Mayor to sign the resolution that approves the plat of survey, seconded by Council Member Mayner. Mayor Bleichner stated this is for property owned by Terry and Christine Juhl. They wish to divide one parcel into two to allow single-family houses to be built on. Council Member Hanna asked if the lots would be buildable once divided? City Manager Schmitz stated they would be based on the sizes. The roll being called the following Council Members voted: Ayes: Mayner, O'Loughlin, Appleby, Weber, Hanna, Moore, and Prusator.

Resolution adopted and upon approval by Mayor assigned No. 2026-40 in the Official Book of Resolutions.

Council Member Weber made a motion to approve and authorize the Mayor to sign the resolution approving the lot combination agreement, and to add the recording fees to the previously approved claims listing, seconded by Council Member Hanna. Mayor Bleichner said this is for the property located at 810 3rd Avenue SW. Council Member Hanna asked if the other lot is buildable if the two lots aren't combined. City Manager Schmitz said it is a buildable lot but there are issues as it is in the flood plain. Building Official Chesmore said that special construction would need to be done for the auxiliary building as it will be in the flood plain. The roll being called the following Council Members voted: Ayes: O'Loughlin, Appleby, Weber, Hanna, Moore, Prusator, and Mayner.

Resolution adopted and upon approval by Mayor assigned No. 2026-41 in the Official Book of Resolutions.

Council Member O'Loughlin made a motion to approve and authorize the Mayor to sign the resolution that decertifies certain assessments that were sent to the Buchanan County Treasurer, seconded by Council Member Hanna. The roll being called the following Council Members voted: Ayes: Appleby, Weber, Hanna, Moore, Prusator, Mayner, and O'Loughlin.

Resolution adopted and upon approval by Mayor assigned No. 2026-42 in the Official Book of Resolutions.

Council Member Weber made a motion to approve and authorize the Mayor to sign the resolution adopting the coin acceptance policy, seconded by Council Member Hanna. The roll being called the following Council Members voted: Ayes: Weber, Hanna, Moore, Prusator, Mayner, and O'Loughlin. Nays: Appleby.

Resolution adopted and upon approval by Mayor assigned No. 2026-43 in the Official Book of Resolutions.

Council Member O'Loughlin made a motion to approve and authorize the Mayor to sign the resolution authorizing salary increases for salaried and non-bargaining employees, excluding the City Manager, effective at the beginning of the pay period, including July 1, 2026, seconded by Council Member Prusator. Council Member Hanna asked if Council could be provided with employees wages before and after the July 1, 2026, raises. The roll being called the following Council Members voted: Ayes: Hanna, Moore, Prusator, Mayner, O'Loughlin, Appleby, and Weber.

Resolution adopted and upon approval by Mayor assigned No. 2026-44 in the Official Book of Resolutions.

Council Member Weber made a motion to approve and authorize the Mayor to sign the resolution authorizing the salary increase for the City Manager to be effective at the beginning of the pay period, which includes July 1, 2026, seconded by Council Member Prusator. The roll being called the following Council Members voted: Ayes: Moore, Prusator, Mayner, O'Loughlin, Appleby, Weber, and Hanna.

Resolution adopted and upon approval by Mayor assigned No. 2026-45 in the Official Book of Resolutions.

Council Member Prusator made a motion to approve and authorize the Mayor to sign the resolution authorizing the bid process and setting a public hearing date of May 26, 2026, at 5:30 p.m., for the proposed sale of property located at 204 3rd Street NE, seconded by Council Member Weber. Council Member Hanna wanted to know if the wording could be changed because she didn't like that it states the garage could stay if a small house would be built on the lot. The previous property owner had wanted to do that but was told he couldn't. City Manager Schmitz said the new property owner would have to enter into a development agreement and then get approval to build a small house from Council. The previous property owner was told he could do that as well but didn't want to enter into an agreement. The roll being called the following Council Members voted: Ayes: Prusator, Mayner, O'Loughlin, Weber, Hanna, and Moore. Nays: Appleby.

Resolution adopted and upon approval by Mayor assigned No. 2026-46 in the Official Book of Resolutions.

Council Member O'Loughlin made a motion to approve and authorize the Mayor to sign the resolution authorizing the bid process and setting a public hearing date of June 8, 2026, at 5:30 p.m., for the proposed sale of the property located at 416 9th Avenue SE, seconded by Council Member Weber. The roll being called the following Council Members voted: Ayes: Mayner, O'Loughlin, Weber, Hanna, Moore, and Prusator. Nays: Appleby.

Resolution adopted and upon approval by Mayor assigned No. 2026-47 in the Official Book of Resolutions.**OTHER BUSINESS**

Council Member O'Loughlin made a motion to approve the exemption request for 312 4th Avenue NW, seconded by Council Member Weber. Council Member Hanna asked if the yard could be mowed to the eight inches and that residents should get their neighbors' approval. Mayor Bleichner stated he wanted to have this at a work session to discuss Code Section 52.02 regarding the process of asking for an exemption. Council Member Prusator asked if this request is part of the pollinator project the City previously approved in the City's Code of Ordinances or if this refers to tall grass? City Clerk Lampe stated she is aware of what Council Member Prusator is talking about but can't remember the exact details. He stated that he feels it needs to be looked at before the request is approved. City Council discussed the request not identifying the specific area being exempted, what plants will be allowed or not, and who will be responsible for enforcement if noxious weeds are present. City Manager stated that Code Section 52.02 will be on the June 1st Work Session agenda for more discussion. The roll being called the following Council Members voted: Ayes: O'Loughlin, Appleby, and Weber. Nays: Hanna, Moore, Prusator, and Mayner.

Council Member Hanna made a motion to deny the 55.05 Livestock Request, seconded by Council Member O'Loughlin. Council Member Moore said that there are laws on support animals and a chicken is defined as livestock. This could open it up for someone else wanting livestock as a support animal. Council Member O'Loughlin asked Police Chief Lau to come up and speak about the chasing of livestock. Police Chief Lau did say he and another officer chased some chickens in the SW area for about two hours before they called someone else in to catch them. The Police Department would not be the ones catching livestock in Independence and that could be an added expense at some point. Council Member Weber spoke that he feels allowances for an exemption should be made based on the location and the circumstances at the time. Ms. Ratchford's property is just barely inside of City Limits and he understands that there needs to be accountability for animals that get loose. Council Member Prusator agreed with Council Member Weber and said that at the work session Ms. Ratchford stated she wouldn't replace the chickens as they passed and would band the chickens if they were to get out. The roll being called the following Council Members voted: Ayes: Hanna, Moore, and O'Loughlin. Nays: Appleby, Weber, Prusator, and Mayner. Council Member Weber made a motion to approve the 55.05 Livestock Request and to ensure that no chickens are replaced and identification bands are on all chickens, seconded by Council Member Mayner. The roll being called the following Council Members voted: Ayes: Weber, Moore, Prusator, Mayner, and Appleby. Nays: Hanna and O'Loughlin.

Council Member O'Loughlin made a motion to approve the purchase authorization and authorize the City Manager to proceed with the Downtown Parking Lot 1 resurfacing project and award the bid to Kluesner Construction, Inc. in the amount of \$50,240.00, seconded by Council Member Mayner. The roll being called the following Council Members voted: Ayes: Hanna, Moore, Prusator, Mayner, O'Loughlin, Appleby, and Weber.

Council Member Mayner made a motion to approve the purchase of the 2026 Sewer Equipment 12YD 900 ECO Combination Sewer Cleaner from Armor Equipment for the quoted price of \$594,980.00, and to authorize the City

Manager to complete the purchase, seconded by Council Member Prusator. The roll being called the following Council Members voted: Ayes: Moore, Prusator, Mayner, O'Loughlin, Appleby, Weber, and Hanna.

Council Member Mayner made a motion to approve the purchase of the 2026 Chevrolet Silverado 2500HD from Dunlap Motors, Inc. for the total amount of \$54,750.00, and to authorize the City Manager to proceed with the purchase, seconded by Council Member Hanna. The roll being called the following Council Members voted: Ayes: Prusator, Mayner, O'Loughlin, Appleby, Weber, Hanna, and Moore.

Council Member Mayner made a motion to authorize the Mayor to complete the 28E agreement with Buchanan County Emergency Management once they have executed its portion of the agreement, seconded by Council Member Prusator. The roll being called the following Council Members voted: Ayes: Mayner, O'Loughlin, Appleby, Weber, Hanna, Moore, and Prusator.

Council Member O'Loughlin made a motion to authorize the Mayor to sign the collective bargaining agreement between the City of Independence and Teamsters Local 238 for the period of July 1, 2026, through June 30, 2028, seconded by Council Member Mayner. The roll being called the following Council Members voted: Ayes: O'Loughlin, Appleby, Weber, Hanna, Moore, Prusator, and Mayner.

Council Member Weber made a motion to approve and authorize the City Manager to execute the Real Estate Purchase Agreement with Peak Property Solutions, LLC for the property located at 306 2nd Street SE, seconded by Council Member Hanna. Mayor Bleichner stated this was discussed in an earlier closed session. The purchase price is \$157,500 and the closing is anticipated to be before July 1, 2026. Funding for this purchase was included in the 2025 General Obligation Bond the City received. Further plans for the house will be decided later. The roll being called the following Council Members voted: Ayes: Weber, Hanna, Moore, Prusator, Mayner, and O'Loughlin. Nays: Appleby.

REPORTS

The following comments were heard from Council and Staff: Building Monthly Report – Mayor asked questions about current projects going on and updates to existing development sites. Building Official Chesmore stated that Steve Gee is building in Bluebird Court. Geater is building a cold storage building. Council Member O'Loughlin asked about what is being built by the Vet Clinic. Building Official Chesmore stated those will be new storage units and there will be more activity soon. An update was given to the apartments in the downtown area. Council Member Appleby asked if there was anything going on with the old retirement home by the hospital and if it could be turned into apartments. City Manager Schmitz said the old one is privately owned but the owners can do what they want as long it meets City requirements. Hanna – Wanted to know if Bob could check on the flags for the upcoming Memorial Day celebrations to make sure they were in good condition. She asked if City Hall would be closed for RAGBRAI? Moore – Shoutout to the Independence High School Tennis program for winning the WaMac Conference. Congratulations to all the seniors graduating this Sunday. Prusator – A resident reached out to him about the new fire hydrant that was installed at the corner of 8th Avenue and 8th Street SW and getting the curb put back. Appleby – She found out that the stop lights in the downtown area work in unison and if one gets changed, they would all need to be changed. City Manager – Streets Director Esch is willing to help with work at Oakwood once supplies are ready. City Hall will be open for RAGBRAI. The Fire Department is an emergency operation center for RAGBRAI. Reminder letters will be sent out to the remaining right of way residents to get them in compliance before the fee starts July 1st. He will be out of the office the rest of this week for an ICMA conference. He received the Chamber's golf event on June 5th for those that would like to participate. The City has 4 spots available. Buchanan County Tourism and the Chamber have social media posts regarding the project to light the Wapsi Dam. This project will be funded with donations only. Mayor – June 2nd is election day and all precincts will be open. There will be items on the back of the ballot and reminded people to turn it over to vote there as well. Police – Officers will be at the Independence baseball game on May 27th from 5:00 pm to 9:00 pm in the concession stand. This year on the 4th of July, an officer will be leading the parade instead of the Police Chief. That same officer will also be spotlighted with posters drawn by elementary kids. The officer this year will be Nathan Bagby.

ADJOURNMENT

Motion by Council Member Mayner, second by Council Member Weber to adjourn. Ayes: All.

Whereupon Mayor Bleichner declared the meeting adjourned at 6:55 p.m.

Brad Bleichner, Mayor of the City of Independence, Iowa

ATTEST:

Susi Lampe, CMC, IaCMC, IaCFO,
Assistant City Manager/City Clerk/Treasurer of the City of Independence, Iowa

DRAFT



**CITY COUNCIL CONSENT
ITEM B**

Business Information

Name of Legal Entity: ALINA INC

FEIN: XX-XXX4308

Business Type: Corporation

This business is registered with the Secretary of State.

Business Number of Secretary of State: 571526

Premises Information

Premises DBA: OLD RUSH PARK TAVERN

Premises Address: 1824 1ST ST W INDEPENDENCE IA 50644-2326

Premises Type: Bar/Tavern

Number of Floors: 1

Control of Premises: Own

Is your premises equipped with at least one adequate, conveniently located indoor or outdoor toilet facility for use by patrons?

Yes

Does your premises conform to all local and state health, fire and building laws and regulations?

Yes

Is your establishment equipped with tables and seats to accommodate a minimum of 25?

Yes

Has the number of floors of the premises changed?

No

Have there been any changes to the premises in the last 12 months? This includes any changes that affect where alcohol is manufactured, stored, sold or consumed, such as adding, deleting, or changing permanent outdoor service areas.

No

Has there been a change in the control of property over the last 12 months? This includes a renewed/updated lease agreement, or changing from a deed to a lease, or a lease to a deed.

No

License Information

Effective Date: 30-May-2026

Length of License Requested: 12MONTH

Endorsements

Local Authority: City of Independence

Dramshop Company: SPECIALTY RISK OF AMERICA

Ownership Information

Type	Name	ID Type	ID	DOB	Phone	Address	Percentage
Individual	AJRULOSKI, KERI	SSN	***-**-3607	29-Aug-19 77		814 1ST AVE NE INDEPENDENCE IA 50644	100.00

Criminal History Details

Has anyone listed on the Ownership page been charged or convicted of a felony offense in Iowa or any other state of the United States?

No

Has anyone listed on the Ownership page been convicted of any violation of any state, county, city, federal or foreign law? For traffic violations, only include those that are drug or alcohol related.

No

Criminal Violations**Contact Information**

Contact Name: KERI AJRULOSKI

Phone Number: (319) 327-2109

Email Address: ajrulosa@gmail.com

Address: PO BOX 162 INDEPENDENCE IA 50644-0162

Attestation Information

Attestation Name: KERI AJRULOSKI

Attestation Date: 29-Apr-2026



CITY COUNCIL MEMORANDUM

TO: City Council

FROM: Susi Lampe, CMC, IaCMC, IaCFO – Assistant City Manager/City Clerk/Treasurer

DATE OF MEETING: May 26, 2026

ITEM TITLE: Approve the Claims

BACKGROUND:

Presentation of claims for payment for the prior period as shown attached.

DISCUSSION:

This is an opportunity for the Council to ask any questions about any claims presented for payment. The listing of the claims is attached for review.

RESULTS:

The City has established priorities during strategic planning sessions. This item supports the Vision from that session of **efficient and effective planning and prioritizing of all available resources**. This item helps achieve that vision by ensuring that the City's bills are paid in a timely manner.

FINANCIAL CONSIDERATION:

Items vary in where they are budgeted from, but all expenditures are either budgeted or have been approved by previous Council Actions.

RECOMMENDATION:

Staff recommend a motion to approve the claims for payment.

Independence City
Purchase Order Listing By Vendor Name

05/18/2026
Item #6. AM

Ranges	Item Status	Purchase Types	Misc
<i>Range: First to Last</i> <i>Rcvd Batch Id Range: First to Last</i> <i>Received Date Range: 05/13/26 to 05/27/26</i>	<i>Open: N</i> <i>Void: N</i> <i>Paid: Y</i> <i>Held: N</i> <i>Aprv: Y</i> <i>Rcvd: Y</i>	<i>Bid: Y</i> <i>State: Y</i> <i>Other: Y</i> <i>Exempt: Y</i>	<i>P.O. Type: All</i> <i>Format: Condensed</i> <i>Include Non-Budgeted: Y</i> <i>Prior Year Only: N</i> <i>Vendors: All</i>

Vendor #	Name	Status	Amount	Void Amount	Contract	PO Type
ACCES005	ACCESS SYSTEMS LEASING					
26-04490	05/11/26 EQUIP CONTRACT-ALL	Open	\$1,746.98	\$0.00		
ADP00005	ADP					
26-04457	05/12/26 FED/FICA/STATE	Open	\$30,936.30	\$0.00		
26-04458	05/12/26 PAYROLL CHECKS	Open	\$88,038.77	\$0.00		
26-04662	05/15/26 PAYROLL SVCS	Open	\$1,086.58	\$0.00		
Vendor Total:			\$120,061.65			

Vendor #	Name	Status	Amount	Void Amount	Contract	PO Type
AMAZO005	AMAZON CAPITAL SERVICES					
26-04520	04/14/26 SUPPLIES-L	Open	\$19.99	\$0.00		
26-04521	04/15/26 SUPPLIES-L	Open	\$131.02	\$0.00		
26-04522	04/15/26 SUPPLIES-L	Open	\$29.56	\$0.00		
26-04523	04/18/26 SUPPLIES-L	Open	\$133.32	\$0.00		
26-04524	04/18/26 SUPPLIES-L	Open	\$12.99	\$0.00		
26-04525	04/21/26 SUPPLIES-L	Open	\$124.80	\$0.00		
26-04526	04/21/26 SUPPLIES-L	Open	\$19.49	\$0.00		
26-04527	04/23/26 SUPPLIES-L	Open	\$40.58	\$0.00		
26-04528	04/23/26 SUPPLIES-L	Open	\$189.99	\$0.00		
26-04529	04/23/26 SUPPLIES-L	Open	\$16.97	\$0.00		
26-04530	04/25/26 SUPPLIES-L	Open	\$336.96	\$0.00		
26-04531	04/25/26 SUPPLIES-L	Open	\$56.86	\$0.00		
26-04532	04/28/26 SUPPLIES-L	Open	\$12.34	\$0.00		
26-04533	04/30/26 SUPPLIES-L	Open	\$8.98	\$0.00		
26-04534	05/05/26 SUPPLIES-L	Open	\$172.98	\$0.00		
26-04535	05/05/26 SUPPLIES-L	Open	\$22.78	\$0.00		
26-04536	05/05/26 SUPPLIES-L	Open	\$19.25	\$0.00		
26-04537	05/05/26 SUPPLIES-L	Open	\$11.39	\$0.00		
26-04538	05/07/26 SUPPLIES-L	Open	\$96.74	\$0.00		
26-04539	05/09/26 SUPPLIES-L	Open	\$77.59	\$0.00		
26-04540	05/10/26 SUPPLIES-L	Open	\$15.95	\$0.00		
26-04541	05/11/26 SUPPLIES-L	Open	\$54.93	\$0.00		
26-04542	05/12/26 SUPPLIES-L	Open	\$17.99	\$0.00		
Vendor Total:			\$1,623.45			

ASSUR005	ASSURITY LIFE INSURANCE CO					
26-04484	05/12/26 ASSUR CRIT ILL	Open	\$586.64	\$0.00		

B3BRE005	B3 BREW, LLC					
26-04497	05/18/26 TIF REBATE-CH	Open	\$200.35	\$0.00		

BANKI005	BANK IOWA					
26-04496	05/18/26 2022 GO BOND PAYMENT	Open	\$146,655.50	\$0.00		

BEAMI005	BEAM INSURANCE ADMIN LLC					
----------	--------------------------	--	--	--	--	--

Independence City
Purchase Order Listing By Vendor Name

05/22/2026

Item #6. AM

Vendor #	Name						
P.O. #	PO Date	Description	Status	Amount	Void Amount	Contract	PO Type
BEAMI005		BEAM INSURANCE ADMIN LLC		<i>Account Continued</i>			
26-04464	05/12/26	VSP/BEAM BENEFIT	Open	\$527.62	\$0.00		
BLACK015		BLACKSTONE PUBLISHING					
26-04543	04/20/26	SUPPLIES-L	Open	\$129.59	\$0.00		
26-04544	04/25/26	SUPPLIES-L	Open	\$35.96	\$0.00		
		Vendor Total:		\$165.55			
BLAKE010		BLAKE HAYWARD					
26-04639	05/19/26	REIMB-F	Open	\$574.20	\$0.00		
BOOKF005		BOOK FARM LLC					
26-04545	05/12/26	BOOKS-L	Open	\$977.30	\$0.00		
BRODA005		BRODART CO					
26-04546	05/02/26	BOOKS-L	Open	\$327.49	\$0.00		
26-04547	05/02/26	BOOKS-L	Open	\$14.61	\$0.00		
26-04548	05/02/26	BOOKS-L	Open	\$12.72	\$0.00		
26-04549	05/02/26	BOOKS-L	Open	\$286.69	\$0.00		
26-04550	05/02/26	BOOKS-L	Open	\$125.43	\$0.00		
26-04551	05/02/26	BOOKS-L	Open	\$11.31	\$0.00		
26-04552	05/02/26	BOOKS-L	Open	\$28.10	\$0.00		
26-04553	05/02/26	BOOKS-L	Open	\$71.13	\$0.00		
26-04554	05/02/26	BOOKS-L	Open	\$17.92	\$0.00		
26-04555	05/02/26	BOOKS-L	Open	\$9.66	\$0.00		
26-04556	05/02/26	BOOKS-L	Open	\$15.71	\$0.00		
26-04557	05/02/26	BOOKS-L	Open	\$17.91	\$0.00		
26-04558	05/02/26	BOOKS-L	Open	\$27.02	\$0.00		
26-04559	05/02/26	BOOKS-L	Open	\$48.39	\$0.00		
26-04560	05/02/26	BOOKS-L	Open	\$19.58	\$0.00		
26-04561	05/02/26	BOOKS-L	Open	5.81-	\$0.00		
		Vendor Total:		\$1,027.86			
BRUEN005		BRUENING ROCK					
26-04651	04/30/26	ROAD ROCK-W,ST	Open	\$74.09	\$0.00		
26-04652	04/30/26	ROAD ROCK-W,ST	Open	\$136.85	\$0.00		
26-04653	04/30/26	ROAD ROCK-W,ST	Open	\$418.37	\$0.00		
		Vendor Total:		\$629.31			
BUCHA055		BUCHANAN COUNTY EXTENSION OFFI					
26-04562	05/01/26	PROGRAMMING-L	Open	\$20.00	\$0.00		
BUCHA040		BUCHANAN COUNTY HEALTH CENTER					
26-04463	05/08/26	AMB SVC-AMB	Open	\$11,726.35	\$0.00		
BURCO005		BURCO SALES					
26-04658	04/25/26	VEH REPAIR-PR	Open	\$90.00	\$0.00		
CARDS005		CARD SERVICES-LIBRARY					
26-04516	05/03/26	MISC EXP-L	Open	\$147.62	\$0.00		
26-04517	05/03/26	MISC EXP-L	Open	\$115.00	\$0.00		

Independence City
Purchase Order Listing By Vendor Name

Vendor #	Name						
P.O. #	PO Date	Description	Status	Amount	Void Amount	Contract	PO Type
CARDS005		CARD SERVICES-LIBRARY	<i>Account Continued</i>				
26-04518	05/03/26	MISC EXP-L	Open	\$72.65	\$0.00		
		Vendor Total:		\$335.27			
CARDS010		CARD SERVICES-VISA					
26-04511	05/03/26	MISC EXP-W,F	Open	\$280.32	\$0.00		
26-04632	05/03/26	MISC EXP-W,F	Open	\$3,608.09	\$0.00		
		Vendor Total:		\$3,888.41			
CASEY005		CASEY'S MARKETING COMPANY					
26-04498	05/18/26	TIF REBATE-CH	Open	\$17,177.38	\$0.00		
CEDAR025		CEDAR BEND HUMANE SOCIETY					
26-04416	05/06/26	SERVICES-AC	Open	\$418.00	\$0.00		
CENGA005		CENGAGE LEARNING					
26-04563	04/22/26	BOOKS-L	Open	\$28.90	\$0.00		
26-04564	04/29/26	BOOKS-L	Open	\$28.90	\$0.00		
		Vendor Total:		\$57.80			
GENTE010		CENTER POINT LARGE PRINT					
26-04565	05/03/26	BOOKS-L	Open	\$204.19	\$0.00		
CESIH005		CESI HOLDINGS L.L.C.					
26-04509	05/18/26	TIF REBATE-CH	Open	\$5,222.97	\$0.00		
CITYL005		CITY LAUNDERING CO. INC					
26-04405	05/12/26	BLDG MAINT-PD	Open	\$92.81	\$0.00		
CNHIN005		CNH INDUSTRIAL ACCOUNTS					
26-04482	04/09/26	EQUIP-ST,W	Open	\$1,224.35	\$0.00		
26-04483	04/20/26	EQUIP-ST,W	Open	\$465.15	\$0.00		
		Vendor Total:		\$1,689.50			
COLES005		COLE'S ACE HARDWARE					
26-04566	05/11/26	SUPPLIES-L	Open	\$36.97	\$0.00		
26-04659	04/27/26	SUPPLIES-F,PR	Open	\$34.16	\$0.00		
26-04660	04/28/26	SUPPLIES-PR,F	Open	\$15.99	\$0.00		
		Vendor Total:		\$87.12			
CRULL005		CRULL, KELLY					
26-04616	10/22/25	PROGRAMMING-L	Open	\$100.00	\$0.00		
CURLY005		CURLY, NICK					
26-04495	05/12/26	TOURNEY FEES-PR	Open	\$275.00	\$0.00		
CYCHA005		CY & CHARLEY'S FIRESTONE INC					
26-04403	05/06/26	VEH REPAIR-PD	Open	\$85.42	\$0.00		
26-04404	05/07/26	VEH REPAIR-PD	Open	\$118.68	\$0.00		
		Vendor Total:		\$204.10			
DKPRO005		D & K PRODUCTS					

Independence City
Purchase Order Listing By Vendor Name

Item #6.	AM
----------	----

Vendor #	Name						
P.O. #	PO Date	Description	Status	Amount	Void Amount	Contract	PO Type
DKPRO005		D & K PRODUCTS	<i>Account Continued</i>				
26-04406	04/15/26	SUPPLIES-PR	Open	\$648.75	\$0.00		
DELLM005		DELL MARKETING, LP					
26-04465	05/13/26	DUES-ALL	Open	\$520.50	\$0.00		
DELTA005		DELTA DENTAL OF IOWA					
26-04485	05/12/26	DENTAL BENEFIT	Open	\$4,377.50	\$0.00		
DEMCO005		DEMCO					
26-04567	04/28/26	SUPPLIES-L	Open	\$311.28	\$0.00		
DOART005		DO ART PRODUCTIONS LLC					
26-04568	04/01/26	PROGRAMMING-L	Open	\$495.00	\$0.00		
EASTC005		EAST-CENTRAL IOWA R.E.C.					
26-04417	05/10/26	UTILITIES-A,PR,ST,CH,W	Open	\$2,072.31	\$0.00		
26-04418	05/10/26	UTILITIES-A,PR,ST,CH,W	Open	\$556.08	\$0.00		
		Vendor Total:		\$2,628.39			
ELECT005		ELECTRIC PUMP INC					
26-04474	05/04/26	EQUIP-W	Open	\$5,140.00	\$0.00		
26-04475	05/04/26	EQUIP-W	Open	\$7,735.00	\$0.00		
26-04476	05/04/26	EQUIP-W	Open	\$7,735.00	\$0.00		
26-04477	04/29/26	EQUIP-W	Open	\$7,735.00	\$0.00		
26-04478	05/15/26	EQUIP-W	Open	\$7,005.00	\$0.00		
26-04479	05/15/26	EQUIP-W	Open	\$540.03	\$0.00		
26-04480	05/05/26	EQUIP-W	Open	\$1,391.00	\$0.00		
26-04640	05/12/26	EQUIP REPAIR-W	Open	\$8,810.00	\$0.00		
		Vendor Total:		\$46,091.03			
EMPLO015		EMPLOYEE BENEFIT SYSTEMS					
26-04630	05/20/26	SAFE-T REQUEST	Open	\$5,736.97	\$0.00		
FAHRB005		FAHR BEVERAGE, INC.					
26-04407	05/07/26	SUPPLIES-PR	Open	\$350.05	\$0.00		
FAREW005		FAREWAY STORES INC					
26-04481	04/10/26	SUPPLIES-PR	Open	\$718.10	\$0.00		
FELDF005		FELD FIRE					
26-04514	03/12/26	EQUIP-F	Open	\$25,290.00	\$0.00		
26-04638	05/19/26	SUPPLIES-F	Open	\$270.00	\$0.00		
		Vendor Total:		\$25,560.00			
FISHW005		FISH WINDOW CLEANING					
26-04569	05/13/26	BLDG MAINT-L	Open	\$939.00	\$0.00		
FLRSA005		FLR SANDERS					
26-01618	11/04/25	SERVICES-PR	Open	\$4,791.88	\$0.00		
GEATE005		GEATER MANUFACTURING					

Independence City
Purchase Order Listing By Vendor Name

Item #6.	AM
----------	----

Vendor #	Name						
P.O. #	PO Date	Description	Status	Amount	Void Amount	Contract	PO Type
GEATE005		GEATER MANUFACTURING	<i>Account Continued</i>				
26-04499	05/18/26	TIF REBATE-CH	Open	\$6,274.38	\$0.00		
GROUT005		GROUT MUSEUM DISTRICT					
26-04570	05/19/26	PROGRAMMING-L	Open	\$393.40	\$0.00		
HVVEE005		HY-VEE ACCOUNTS RECEIVABLE					
26-04466	05/11/26	SUPPLIES-PR	Open	\$186.37	\$0.00		
IALEA005		IA LEAGUE OF CITIES					
26-04489	05/15/26	DUES-CH	Open	\$35.00	\$0.00		
26-04636	05/20/26	DUES-CH	Open	\$100.00	\$0.00		
		Vendor Total:		\$135.00			
INCRE005		INCREDIBLEBATS, INC					
26-04571	05/14/26	PROGRAMMING-L	Open	\$450.00	\$0.00		
INDEP085		INDEPENDENCE CELEBRATIONS COMM					
26-04633	05/19/26	FY26H/M CONTRIB-CH	Open	\$12,000.00	\$0.00		
26-04634	05/19/26	FY26H/M CONTRIB-CH	Open	\$698.58	\$0.00		
		Vendor Total:		\$12,698.58			
INDEP055		INDEPENDENCE CONSTRUCTION, INC					
26-04500	05/18/26	TIF REBATE-CH	Open	\$8,745.63	\$0.00		
INDEP005		INDEPENDENCE LIGHT & POWER					
26-04419	05/07/26	UTILITIES-ALL	Open	\$16.95	\$0.00		
26-04420	05/07/26	UTILITIES-ALL	Open	\$167.25	\$0.00		
26-04421	05/07/26	UTILITIES-ALL	Open	\$379.46	\$0.00		
26-04422	05/07/26	UTILITIES-ALL	Open	\$1,314.34	\$0.00		
26-04423	05/07/26	UTILITIES-ALL	Open	\$35.11	\$0.00		
26-04424	05/07/26	UTILITIES-ALL	Open	\$151.84	\$0.00		
26-04425	05/07/26	UTILITIES-ALL	Open	\$108.09	\$0.00		
26-04426	05/07/26	UTILITIES-ALL	Open	\$838.55	\$0.00		
26-04427	05/07/26	UTILITIES-ALL	Open	\$36.90	\$0.00		
26-04428	05/07/26	UTILITIES-ALL	Open	\$36.49	\$0.00		
26-04429	05/07/26	UTILITIES-ALL	Open	\$544.43	\$0.00		
26-04430	05/07/26	UTILITIES-ALL	Open	\$91.13	\$0.00		
26-04431	05/07/26	UTILITIES-ALL	Open	\$36.79	\$0.00		
26-04432	05/07/26	UTILITIES-ALL	Open	\$156.36	\$0.00		
26-04433	05/07/26	UTILITIES-ALL	Open	\$1,213.39	\$0.00		
26-04434	05/07/26	UTILITIES-ALL	Open	\$325.11	\$0.00		
26-04435	05/07/26	UTILITIES-ALL	Open	\$1,239.72	\$0.00		
26-04436	05/07/26	UTILITIES-ALL	Open	\$77.09	\$0.00		
26-04437	05/07/26	UTILITIES-ALL	Open	\$1,145.26	\$0.00		
26-04438	05/07/26	UTILITIES-ALL	Open	\$35.53	\$0.00		
26-04439	05/07/26	UTILITIES-ALL	Open	\$61.98	\$0.00		
26-04440	05/07/26	UTILITIES-ALL	Open	\$38.81	\$0.00		
26-04441	05/07/26	UTILITIES-ALL	Open	\$2,575.05	\$0.00		
26-04442	05/07/26	UTILITIES-ALL	Open	\$8,066.84	\$0.00		
26-04443	05/07/26	UTILITIES-ALL	Open	\$40.71	\$0.00		

Independence City
Purchase Order Listing By Vendor Name

Item #6.	AM
----------	----

Vendor #	Name						
P.O. #	PO Date	Description	Status	Amount	Void Amount	Contract	PO Type
INDEP005		INDEPENDENCE LIGHT & POWER		<i>Account Continued</i>			
26-04444	05/07/26	UTILITIES-ALL	Open	\$36.38	\$0.00		
26-04445	05/07/26	UTILITIES-ALL	Open	\$51.71	\$0.00		
26-04446	05/07/26	UTILITIES-ALL	Open	\$616.90	\$0.00		
26-04447	05/07/26	UTILITIES-ALL	Open	\$1,607.97	\$0.00		
26-04448	05/07/26	UTILITIES-ALL	Open	\$221.26	\$0.00		
26-04449	05/07/26	UTILITIES-ALL	Open	\$35.32	\$0.00		
26-04450	05/07/26	UTILITIES-ALL	Open	\$2,899.45	\$0.00		
26-04451	05/07/26	UTILITIES-ALL	Open	\$51.08	\$0.00		
26-04452	05/07/26	UTILITIES-ALL	Open	\$1,476.20	\$0.00		
26-04453	05/07/26	UTILITIES-ALL	Open	\$350.82	\$0.00		
26-04519	05/07/26	UTILITIES-L	Open	\$1,530.59	\$0.00		
		Vendor Total:		\$27,610.86			
INGRA005		INGRAM LIBRARY SERVICES					
26-04572	04/29/26	BOOKS-L	Open	\$22.21	\$0.00		
26-04573	05/01/26	BOOKS-L	Open	\$85.40	\$0.00		
26-04574	05/06/26	BOOKS-L	Open	\$48.65	\$0.00		
26-04575	05/07/26	BOOKS-L	Open	\$162.21	\$0.00		
26-04576	05/08/26	BOOKS-L	Open	\$32.57	\$0.00		
26-04577	05/08/26	BOOKS-L	Open	\$23.93	\$0.00		
26-04578	04/06/26	BOOKS-L	Open	\$38.40	\$0.00		
26-04579	04/07/26	BOOKS-L	Open	\$16.19	\$0.00		
26-04580	04/10/26	BOOKS-L	Open	\$19.20	\$0.00		
26-04581	04/13/26	BOOKS-L	Open	\$34.80	\$0.00		
26-04582	04/13/26	BOOKS-L	Open	\$37.79	\$0.00		
26-04583	04/14/26	BOOKS-L	Open	\$17.39	\$0.00		
26-04584	04/16/26	BOOKS-L	Open	\$316.67	\$0.00		
26-04585	04/16/26	BOOKS-L	Open	\$70.74	\$0.00		
26-04586	04/17/26	BOOKS-L	Open	\$11.99	\$0.00		
26-04587	04/17/26	BOOKS-L	Open	\$11.99	\$0.00		
26-04588	04/17/26	BOOKS-L	Open	\$24.99	\$0.00		
26-04589	04/19/26	BOOKS-L	Open	\$55.35	\$0.00		
26-04590	04/20/26	BOOKS-L	Open	\$16.20	\$0.00		
26-04591	04/20/26	BOOKS-L	Open	\$22.78	\$0.00		
26-04592	04/20/26	BOOKS-L	Open	\$32.39	\$0.00		
26-04593	04/21/26	BOOKS-L	Open	\$11.39	\$0.00		
26-04594	04/21/26	BOOKS-L	Open	\$36.00	\$0.00		
26-04595	04/27/26	BOOKS-L	Open	\$11.99	\$0.00		
26-04596	04/28/26	BOOKS-L	Open	\$14.99	\$0.00		
26-04597	04/28/26	BOOKS-L	Open	\$17.99	\$0.00		
26-04598	04/30/26	BOOKS-L	Open	\$17.40	\$0.00		
26-04599	05/01/26	BOOKS-L	Open	\$37.20	\$0.00		
26-04600	05/01/26	BOOKS-L	Open	\$53.36	\$0.00		
26-04601	05/01/26	BOOKS-L	Open	\$29.56	\$0.00		
26-04602	05/01/26	BOOKS-L	Open	\$38.40	\$0.00		
26-04603	05/01/26	BOOKS-L	Open	\$34.80	\$0.00		
26-04604	05/01/26	BOOKS-L	Open	\$42.17	\$0.00		
26-04605	05/04/26	BOOKS-L	Open	\$11.40	\$0.00		

Independence City
Purchase Order Listing By Vendor Name

Item #6.	AM
----------	----

Vendor #	Name						
P.O. #	PO Date	Description	Status	Amount	Void Amount	Contract	PO Type
INGRA005		INGRAM LIBRARY SERVICES		<i>Account Continued</i>			
26-04606	05/05/26	BOOKS-L	Open	\$17.40	\$0.00		
26-04607	05/05/26	BOOKS-L	Open	\$46.17	\$0.00		
26-04608	05/05/26	BOOKS-L	Open	\$40.17	\$0.00		
26-04609	05/05/26	BOOKS-L	Open	\$11.40	\$0.00		
26-04610	05/07/26	BOOKS-L	Open	\$175.79	\$0.00		
26-04611	05/07/26	BOOKS-L	Open	\$22.38	\$0.00		
26-04612	05/11/26	BOOKS-L	Open	\$17.40	\$0.00		
26-04613	05/11/26	BOOKS-L	Open	\$151.77	\$0.00		
26-04631	05/07/26	BOOKS-L	Open	\$89.99	\$0.00		
26-04663	04/02/26	BOOKS-L	Open	58.17-	\$0.00		
		Vendor Total:		\$1,972.79			
IOWAD005		IOWA DEPARTMENT OF REVENUE					
26-04455	05/07/26	SALES TAX-PR,W	Open	\$991.91	\$0.00		
26-04456	05/13/26	SALES TAX-PR,W	Open	\$8,922.35	\$0.00		
		Vendor Total:		\$9,914.26			
JRSUP005		J & R SUPPLY INC					
26-04471	05/12/26	EQUIP-W	Open	\$1,200.00	\$0.00		
26-04472	05/12/26	EQUIP-W	Open	\$446.00	\$0.00		
26-04473	05/07/26	EQUIP-W	Open	\$300.00	\$0.00		
		Vendor Total:		\$1,946.00			
JPZPR005		JPZ PRODUCTS, LLC					
26-04409	05/06/26	SERVICES-F	Open	\$3,722.02	\$0.00		
KANOP005		KANOPY, INC					
26-04614	05/01/26	SOFTWARE-L	Open	\$1,750.00	\$0.00		
26-04615	05/01/26	SOFTWARE-L	Open	\$250.00	\$0.00		
		Vendor Total:		\$2,000.00			
KIRKW005		KIRKWOOD COMMUNITY COLLEGE					
26-04410	05/12/26	TRAINING-F	Open	\$20.00	\$0.00		
KROMM005		KROMMINGA MOTORS INC.					
26-04411	05/12/26	VEH REPAIR-A	Open	\$3.96	\$0.00		
LEGAL005		LEGALSHIELD					
26-04486	05/12/26	LEGAL/ID BENEFIT	Open	\$174.55	\$0.00		
LIBRA010		LIBRARICA LLC					
26-04617	04/24/26	SERVICES-L	Open	\$461.85	\$0.00		
LYNCH005		LYNCH DALLAS, PC					
26-04641	05/14/26	LEGAL SVC-CH	Open	\$4,960.00	\$0.00		
26-04642	05/14/26	LEGAL SVC-CH	Open	\$380.00	\$0.00		
26-04643	05/14/26	LEGAL SVC-CH	Open	\$1,016.00	\$0.00		
26-04644	05/14/26	LEGAL SVC-CH	Open	\$1,150.00	\$0.00		
26-04645	05/14/26	LEGAL SVC-CH	Open	\$1,604.50	\$0.00		
26-04646	05/14/26	LEGAL SVC-CH	Open	\$180.00	\$0.00		

Independence City
Purchase Order Listing By Vendor Name

Item #6. AM

Vendor #	Name		Status	Amount	Void Amount	Contract	PO Type
P.O. #	PO Date	Description					
LYNCH005		LYNCH DALLAS, PC	<i>Account Continued</i>				
Vendor Total:				\$9,290.50			
MANAT005		MANATTS, INC.					
26-04654	05/18/26	SERVICES-SW	Open	\$1,009.50	\$0.00		
MARTI010		MARTIN GARDNER ARCHITECTURE					
26-04650	05/01/26	SERVICES-F	Open	\$2,344.50	\$0.00		
MIDAM005		MIDAMERICAN ENERGY COMPANY					
26-04491	05/13/26	UTILITIES-W,ST,PR,CH,PD,L	Open	\$272.94	\$0.00		
26-04492	05/13/26	UTILITIES-W,ST,PR,CH,PD,L	Open	\$35.36	\$0.00		
26-04493	05/13/26	UTILITIES-W,ST,PR,CH,PD,L	Open	\$161.92	\$0.00		
26-04494	05/13/26	UTILITIES-W,ST,PR,CH,PD,L	Open	\$99.57	\$0.00		
26-04618	05/13/26	UTILITIES-W,ST,PR,CH,PD,L	Open	\$16.36	\$0.00		
26-04655	05/13/26	UTILITIES-W,ST,PR,CH.PD,L	Open	\$33.58	\$0.00		
Vendor Total:				\$619.73			
MIDWE075		MIDWEST JANITORIAL SERVICE					
26-04619	05/06/26	BLDG MAINT-L	Open	\$1,635.00	\$0.00		
MONTI015		MONTICELLO PARKS AND RECREATIO					
26-04513	05/12/26	TOURNEY FEE-PR	Open	\$50.00	\$0.00		
MYERS010		MYERS POLARIS					
26-04512	05/06/26	VEH REPAIR-F	Open	\$546.47	\$0.00		
NATIO060		NATIONAL MISSISSIPPI RIVER MUS					
26-04620	12/18/25	PROGRAMMING-L	Open	\$311.80	\$0.00		
NOAMA005		NOA MARTING GYMNASTICS LLC					
26-04502	05/18/26	TIF REBATE-CH	Open	\$13,893.08	\$0.00		
OFFIC010		OFFICE TOWNE INC.					
26-04656	05/11/26	SUPPLIES-PD	Open	\$65.57	\$0.00		
OURST005		OUR STORAGE UNITS LLC					
26-04503	05/18/26	TIF REBATE-CH	Open	\$30,505.59	\$0.00		
PEPSI005		PEPSI-COLA GEN. BOT. IN					
26-04648	05/08/26	SUPPLIES-PR	Open	\$836.30	\$0.00		
26-04649	05/15/26	SUPPLIES-PR	Open	\$711.74	\$0.00		
Vendor Total:				\$1,548.04			
PERMA005		PERMA-BOUND					
26-04621	04/14/26	BOOKS-L	Open	\$172.93	\$0.00		
26-04622	05/07/26	BOOKS-L	Open	\$141.39	\$0.00		
26-04623	04/24/26	BOOKS-L	Open	\$93.00	\$0.00		
26-04624	04/16/26	BOOKS-L	Open	\$310.21	\$0.00		
26-04625	04/28/26	BOOKS-L	Open	\$153.21	\$0.00		
Vendor Total:				\$870.74			

Independence City
Purchase Order Listing By Vendor Name

05/22/2026

Item #6. AM

Vendor #	Name						
P.O. #	PO Date	Description	Status	Amount	Void Amount	Contract	PO Type
PRIES005 PRIES ENTERPRISES, INC.							
26-04504	05/18/26	TIF REBATE-CH	Open	\$86,354.60	\$0.00		
PURCH005 PURCHASE POWER							
26-04469	05/14/26	POSTAGE-ALL	Open	\$264.99	\$0.00		
RIVER005 RIVER PALACE HOLDINGS INC							
26-04412	05/08/26	GRANT MATCH-CH	Open	\$22,021.80	\$0.00		
ROBIS005 ROBISON REPTILES							
26-04626	05/01/26	PROGRAMMING-L	Open	\$380.00	\$0.00		
RYDEL005 RYDELL AUTO GROUP							
26-04501	05/18/26	TIF REBATE-CH	Open	\$58,367.18	\$0.00		
SKCOL005 S&K COLLECTIBLES							
26-04470	05/13/26	POSTAGE-W	Open	\$15.25	\$0.00		
26-04647	05/20/26	SUPPLIES-A	Open	\$28.88	\$0.00		
Vendor Total:				\$44.13			
SIGNS005 SIGNS & MORE LLC							
26-04657	04/23/26	SERVICES-PR	Open	\$1,050.08	\$0.00		
SIMME005 SIMMERING-CORY IA CODIFICATION							
26-04413	04/19/26	CODE UPDATE-CH	Open	\$769.00	\$0.00		
SKOGM005 SKOGMAN HOMES							
26-04505	05/18/26	TIF REBATE-CH	Open	\$27,253.20	\$0.00		
STATE025 STATE FARM							
26-04515	05/11/26	BENEFITS-CH,ST,W	Open	\$32.72	\$0.00		
STATE020 STATE STREET BANK & TRUST CO							
26-04460	05/12/26	RETIRE BENEFIT	Open	\$6,328.92	\$0.00		
26-04461	05/12/26	RETIRE BENEFIT	Open	\$1,012.91	\$0.00		
Vendor Total:				\$7,341.83			
STEVE010 STEVE GEE CONSTRUCTION, INC.							
26-04506	05/18/26	TIF REBATE-CH	Open	\$4,877.40	\$0.00		
26-04507	05/18/26	TIF REBATE-CH	Open	\$12,499.37	\$0.00		
26-04508	05/18/26	TIF REBATE-CH	Open	\$3,311.70	\$0.00		
Vendor Total:				\$20,688.47			
STORE005 STOREY KENWORTHY - MATT PARROT							
26-04627	04/06/26	SUPPLIES-L	Open	\$119.91	\$0.00		
26-04628	04/06/26	SUPPLIES-L	Open	\$54.69	\$0.00		
Vendor Total:				\$174.60			
STRAN005 STRAND ASSOCIATES							
26-04635	05/13/26	SERVICES-W	Open	\$38,490.00	\$0.00		

Independence City
Purchase Order Listing By Vendor Name

Item #6.	AM
----------	----

Vendor #	Name						
P.O. #	PO Date	Description	Status	Amount	Void Amount	Contract	PO Type
STRIC005		STRICTLY ROOFING INC					
26-04637	05/19/26	SUPPLIES-ST	Open	\$16.47	\$0.00		
TASC0005		TASC					
26-04454	05/13/26	HR FEES	Open	\$59.18	\$0.00		
26-04459	05/12/26	FLEX MED/DEP	Open	\$1,497.28	\$0.00		
26-04487	05/17/26	COBRA FEES-CH	Open	\$347.82	\$0.00		
26-04488	05/17/26	FSA FEES-CH	Open	\$346.50	\$0.00		
Vendor Total:				\$2,250.78			
THOMA010		THOMAS NISSEN					
26-04629	04/17/26	PROGRAMMING-L	Open	\$450.00	\$0.00		
TURBO005		TURBO TECHNOLOGIES INC					
26-04467	05/12/26	EQUIP-W	Open	\$9,028.72	\$0.00		
UMBBA005		UMB BANK NA					
26-04408	05/08/26	BOND FEE-CH	Open	\$600.00	\$0.00		
USCEL005		US CELLULAR					
26-04414	04/26/26	PHONE-W	Open	\$46.40	\$0.00		
USABL005		USA BLUE BOOK					
26-04468	05/06/26	CHEMICALS-W	Open	\$1,003.85	\$0.00		
WAPSI010		WAPSIE VALLEY CREAMERY					
26-04510	05/18/26	TIF REBATE-CH	Open	\$14,597.89	\$0.00		
26-04661	05/18/26	TIF REBATE-CH	Open	\$53,646.91	\$0.00		
Vendor Total:				\$68,244.80			
WELLM005		WELLMARK BCBS					
26-04415	05/11/26	HEALTH BENEFIT-CH	Open	\$271.80	\$0.00		
26-04462	05/12/26	HEALTH BENEFIT	Open	\$46,559.43	\$0.00		
Vendor Total:				\$46,831.23			
<hr/>							
Total Purchase Orders: 262 Total P.O. Line Items: 0 Total List Amount: \$940,638.78 Total Void Amount: \$0.00							

Independence City
Purchase Order Listing By Vendor Name

Item #6.	AM
----------	----

Totals by Year-Fund					
Fund Description	Fund	Expend Total	Revenue Total	G/L Total	Total
GENERAL FUND	6-001	\$51,585.33	\$0.00	\$76,475.79	\$128,061.12
LIBRARY	6-003	\$17,119.30	\$0.00	\$11,131.86	\$28,251.16
HOTEL-MOTEL TAX	6-005	\$12,698.58	\$0.00	\$0.00	\$12,698.58
STREETS DEPT - ROAI	6-110	\$5,827.74	\$0.00	\$11,672.81	\$17,500.55
EMPLOYEE BENEFITS	6-112	\$45,508.96	\$0.00	\$0.00	\$45,508.96
TAX INCREMENT FINA	6-125	\$342,927.63	\$0.00	\$0.00	\$342,927.63
ECONOMIC DEVELOPI	6-160	\$22,021.80	\$0.00	\$0.00	\$22,021.80
DEBT SERVICE	6-200	\$147,255.50	\$0.00	\$0.00	\$147,255.50
CAP OUTLAY SAVINGS	6-323	\$33,803.90	\$0.00	\$0.00	\$33,803.90
WATER FUND	6-600	\$56,537.48	\$0.00	\$7,685.27	\$64,222.75
SEWER UTILITY FUND	6-610	\$37,230.27	\$0.00	\$13,639.46	\$50,869.73
WWTP REHAB PROJEI	6-616	\$38,490.00	\$0.00	\$0.00	\$38,490.00
STORM WATER DEPT	6-740	\$1,926.26	\$0.00	\$1,363.87	\$3,290.13
SELF INSURANCE	6-820	\$5,736.97	\$0.00	\$0.00	\$5,736.97
Total Of All Funds:		\$818,669.72	\$0.00	\$121,969.06	\$940,638.78

Totals by Fund					
Fund Description	Fund	Expend Total	Revenue Total	G/L Total	Total
GENERAL FUND	001	\$51,585.33	\$0.00	\$76,475.79	\$128,061.12
LIBRARY	003	\$17,119.30	\$0.00	\$11,131.86	\$28,251.16
HOTEL-MOTEL TAX	005	\$12,698.58	\$0.00	\$0.00	\$12,698.58
STREETS DEPT - ROAI	110	\$5,827.74	\$0.00	\$11,672.81	\$17,500.55
EMPLOYEE BENEFITS	112	\$45,508.96	\$0.00	\$0.00	\$45,508.96
TAX INCREMENT FINA	125	\$342,927.63	\$0.00	\$0.00	\$342,927.63
ECONOMIC DEVELOPI	160	\$22,021.80	\$0.00	\$0.00	\$22,021.80
DEBT SERVICE	200	\$147,255.50	\$0.00	\$0.00	\$147,255.50
CAP OUTLAY SAVINGS	323	\$33,803.90	\$0.00	\$0.00	\$33,803.90
WATER FUND	600	\$56,537.48	\$0.00	\$7,685.27	\$64,222.75
SEWER UTILITY FUND	610	\$37,230.27	\$0.00	\$13,639.46	\$50,869.73
WWTP REHAB PROJEI	616	\$38,490.00	\$0.00	\$0.00	\$38,490.00
STORM WATER DEPT	740	\$1,926.26	\$0.00	\$1,363.87	\$3,290.13
SELF INSURANCE	820	\$5,736.97	\$0.00	\$0.00	\$5,736.97
Total Of All Funds:		\$818,669.72	\$0.00	\$121,969.06	\$940,638.78

Independence City
Breakdown of Expenditure Account Current/Prior Received/Prior Open

05/22/2026

Item #6 AM

Fund Description	Fund	Current	Prior Rcvd	Prior Open	Paid Prior	Fund Total
GENERAL FUND	6-001	\$51,585.33	\$0.00	\$0.00	\$0.00	\$51,585.33
LIBRARY	6-003	\$17,119.30	\$0.00	\$0.00	\$0.00	\$17,119.30
HOTEL-MOTEL TAX	6-005	\$12,698.58	\$0.00	\$0.00	\$0.00	\$12,698.58
STREETS DEPT - ROAI	6-110	\$5,827.74	\$0.00	\$0.00	\$0.00	\$5,827.74
EMPLOYEE BENEFITS	6-112	\$45,508.96	\$0.00	\$0.00	\$0.00	\$45,508.96
TAX INCREMENT FINA	6-125	\$342,927.63	\$0.00	\$0.00	\$0.00	\$342,927.63
ECONOMIC DEVELOPI	6-160	\$22,021.80	\$0.00	\$0.00	\$0.00	\$22,021.80
DEBT SERVICE	6-200	\$147,255.50	\$0.00	\$0.00	\$0.00	\$147,255.50
CAP OUTLAY SAVINGS	6-323	\$33,803.90	\$0.00	\$0.00	\$0.00	\$33,803.90
WATER FUND	6-600	\$56,537.48	\$0.00	\$0.00	\$0.00	\$56,537.48
SEWER UTILITY FUND	6-610	\$37,230.27	\$0.00	\$0.00	\$0.00	\$37,230.27
WWTP REHAB PROJE	6-616	\$38,490.00	\$0.00	\$0.00	\$0.00	\$38,490.00
STORM WATER DEPT	6-740	\$1,926.26	\$0.00	\$0.00	\$0.00	\$1,926.26
SELF INSURANCE	6-820	\$5,736.97	\$0.00	\$0.00	\$0.00	\$5,736.97
Total Of All Funds:		\$818,669.72	\$0.00	\$0.00	\$0.00	\$818,669.72



CITY COUNCIL MEMORANDUM

TO: City Council

FROM: Susi Lampe, CMC, IaCMC, IaCFO – Assistant City Manager/City Clerk/Treasurer

DATE OF MEETING: May 26, 2026

ITEM TITLE: Revenues and Expenses to date – *Information Only*

BACKGROUND:

Attached is documentation showing the Revenues and Expenses to date – for Council Information only.

DISCUSSION:

This is for information only; no discussion is necessary.

RESULTS:

The City has established priorities during strategic planning sessions. This item supports the Vision from that session of **promoting and encouraging community involvement and engagement**. This item helps achieve that vision by being transparent and sharing the City's financials.

FINANCIAL CONSIDERATION:

N/A

RECOMMENDATION:

This item is for informational purposes only, no motion is needed or recommended.



**REVENUES AND EXPENSES TO
DATE – INFORMATION ONLY**

Airport Budget



City of Independence
Budget Report
 Airport as of 5/22/2026

Percent of Fiscal YTD 91.6 %

2026 REVENUE REPORT

	Budget Estimate	MTD Balance	YTD Balance	% Rcvd	Balance
001 - GENERAL FUND	\$195,549.00	\$14,613.08	\$149,367.26	76.4%	\$46,181.74
43 - USE OF MONEY & PROPERTY					
001-280-4310 - HANGAR RENT	\$28,280.00	\$1,350.00	\$23,206.53	82.1%	\$5,073.47
001-280-4311 - FARM LEASE	\$18,998.00	\$9,499.20	\$18,998.40	100.0%	(\$0.40)
001-280-4312 - FIXED BASED OPERATOR LEASE	\$12,300.00	\$0.00	\$3,078.00	25.0%	\$9,222.00
47 - MISCELLANEOUS REVENUE					
001-280-4710 - REIMBURSEMENTS	\$971.00	\$0.00	\$1,796.73	185.0%	(\$825.73)
001-280-4750 - MERCHANDISE SALES	\$135,000.00	\$3,763.88	\$102,187.60	75.7%	\$32,812.40
001-280-4755 - CONCESSIONS - AIRPORT	\$0.00	\$0.00	\$100.00	0.0%	\$100.00
018 - AIRPORT REPLACEMENT FUND	\$0.00	\$0.00	\$19.58	0.0%	\$19.58
43 - USE OF MONEY & PROPERTY					
018-280-4300 - INTEREST	\$0.00	\$0.00	\$19.58	0.0%	\$19.58
323 - CAP OUTLAY SAVINGS/LOST	\$451,250.00	\$0.00	\$0.00	0.0%	\$451,250.00
44 - INTERGOVERNMENTAL					
323-280-4400 - FEDERAL GRANTS	\$451,250.00	\$0.00	\$0.00	0.0%	\$451,250.00
TOTAL REVENUE	\$646,799.00	\$14,613.08	\$149,386.84	23.1%	\$497,412.16



City of Independence
Budget Report
 Airport as of 5/22/2026

Percent of Fiscal YTD 91.6 %

2026 EXPENSE REPORT

	Budget Estimate	MTD Balance	YTD Balance	% Expd	Unexpended
001 - GENERAL FUND	\$341,028.00	\$5,820.88	\$249,681.50	73.2%	\$91,346.50
280 - AIRPORT	\$341,028.00	\$5,820.88	\$249,681.50	73.2%	\$91,346.50
60 - SALARIES AND WAGES	\$77,448.00	\$3,145.01	\$67,772.91	87.5%	\$9,675.09
001-280-6010 - SALARIES - FULL-TIME	\$64,728.00	\$2,479.20	\$56,973.65	88.0%	\$7,754.35
001-280-6020 - SALARIES - PART-TIME	\$10,720.00	\$439.83	\$8,956.80	83.6%	\$1,763.20
001-280-6030 - HOURLY WAGES - TEMPORARY	\$0.00	\$156.25	\$200.00	200.0%	\$200.00
001-280-6040 - WAGES - OVERTIME	\$2,000.00	\$69.73	\$1,642.46	82.1%	\$357.54
61 - EMPLOYEE BENEFITS & COSTS	\$1,900.00	\$76.94	\$1,478.55	77.8%	\$421.45
001-280-6143 - ICMA RC - CITY SHARE	\$1,000.00	\$76.94	\$884.59	88.5%	\$115.41
001-280-6181 - UNIFORM ALLOWANCE	\$300.00	\$0.00	\$43.96	14.7%	\$256.04
001-280-6184 - CELL PHONE ALLOWANCES	\$600.00	\$0.00	\$550.00	91.7%	\$50.00
62 - STAFF DEVELOPMENT	\$2,500.00	\$19.00	\$1,840.04	73.6%	\$659.96
001-280-6230 - TRAINING	\$2,100.00	\$19.00	\$1,840.04	87.6%	\$259.96
001-280-6240 - MTGS/CONFERENCES/MILES	\$400.00	\$0.00	\$0.00	0.0%	\$400.00
63 - REPAIR, MAINT & UTILITIES	\$58,500.00	\$1,758.35	\$45,709.83	78.1%	\$12,790.17
001-280-6310 - BUILDING MAINT & REPAIR	\$5,000.00	\$108.66	\$2,861.21	57.2%	\$2,138.79
001-280-6320 - GROUNDS/RUNWAY MAINT & ...	\$10,000.00	\$584.00	\$9,251.32	92.5%	\$748.68



City of Independence
Budget Report
 Airport as of 5/22/2026

Percent of Fiscal YTD 91.6 %

	Budget Estimate	MTD Balance	YTD Balance	% Expd	Unexpended
001-280-6331 - VEHICLE OPERATIONS	\$7,000.00	\$0.00	\$6,743.99	96.3%	\$256.01
001-280-6332 - VEHICLE REPAIRS	\$7,000.00	\$204.27	\$8,235.67	117.7%	(\$1,235.67)
001-280-6371 - ELECTRIC/GAS UTILITIES	\$21,000.00	\$709.58	\$15,398.06	73.3%	\$5,601.94
001-280-6372 - GARBAGE/RECYCLING	\$3,750.00	\$0.00	\$318.70	8.5%	\$3,431.30
001-280-6373 - COMMUNICATIONS ...	\$2,250.00	\$151.84	\$2,027.53	90.1%	\$222.47
001-280-6399 - OTHER MAINTENANCE/REPAIR	\$2,500.00	\$0.00	\$873.35	34.9%	\$1,626.65
64 - CONTRACTUAL SERVICES	\$74,580.00	\$0.00	\$41,492.15	55.6%	\$33,087.85
001-280-6407 - ENGINEERING	\$5,000.00	\$0.00	\$0.00	0.0%	\$5,000.00
001-280-6408 - PROPERTY & CASUALTY ...	\$54,930.00	\$0.00	\$28,518.44	51.9%	\$26,411.56
001-280-6409 - JANITORIAL	\$1,500.00	\$0.00	\$277.39	18.5%	\$1,222.61
001-280-6412 - MEDICAL EXPENSE - DOCTOR	\$50.00	\$0.00	\$0.00	0.0%	\$50.00
001-280-6413 - PAYMENTS TO OTHER AGENCIES	\$600.00	\$0.00	\$139.00	23.2%	\$461.00
001-280-6498 - REFUNDS	\$0.00	\$0.00	\$1,400.00	1,400...	\$1,400.00
001-280-6499 - OTHER CONTRACTUAL SERV	\$12,500.00	\$0.00	\$11,157.32	89.3%	\$1,342.68
65 - COMMODITIES	\$126,100.00	\$821.58	\$91,388.02	72.5%	\$34,711.98
001-280-6503 - MERCHANDISE FOR RE-SALE	\$120,000.00	\$65.59	\$86,038.96	71.7%	\$33,961.04
001-280-6506 - OFFICE SUPPLIES	\$2,500.00	\$77.80	\$1,953.13	78.1%	\$546.87
001-280-6507 - OPERATING SUPPLIES	\$3,000.00	\$315.19	\$3,032.93	101.1%	(\$32.93)
001-280-6510 - SPECIAL & SAFETY EQUIPMENT	\$600.00	\$363.00	\$363.00	60.5%	\$237.00



City of Independence
Budget Report
 Airport as of 5/22/2026

Percent of Fiscal YTD 91.6 %

	Budget Estimate	MTD Balance	YTD Balance	% Expd	Unexpended
112 - EMPLOYEE BENEFITS	\$36,128.00	\$2,214.97	\$35,460.28	98.2%	\$667.72
280 - AIRPORT	\$36,128.00	\$2,214.97	\$35,460.28	98.2%	\$667.72
61 - EMPLOYEE BENEFITS & COSTS	\$36,128.00	\$2,214.97	\$35,460.28	98.2%	\$667.72
112-280-6110 - FICA - CITY/AIRPORT	\$5,925.00	\$234.33	\$5,049.14	85.2%	\$875.86
112-280-6130 - IPERS - CITY/AIRPORT	\$7,312.00	\$498.53	\$6,354.27	86.9%	\$957.73
112-280-6131 - WORKERS COMP/AIRPORT	\$1,289.00	\$0.00	\$8.76	0.7%	\$1,280.24
112-280-6150 - GROUP INSURANCE/AIRPORT	\$17,602.00	\$1,458.12	\$15,617.76	88.7%	\$1,984.24
112-280-6154 - EMPLOYEE SELF-FUNDING INS/AIR	\$4,000.00	\$23.99	\$8,430.35	210.8%	(\$4,430.35)
323 - CAP OUTLAY SAVINGS/LOST	\$475,000.00	\$3,035.00	\$12,387.00	2.6%	\$462,613.00
280 - AIRPORT	\$475,000.00	\$3,035.00	\$12,387.00	2.6%	\$462,613.00
67 - CAPITAL OUTLAY	\$475,000.00	\$3,035.00	\$12,387.00	2.6%	\$462,613.00
323-280-6727 - AIRPORT-CAP OUTLAY/EQUIPMENT	\$475,000.00	\$3,035.00	\$12,387.00	2.6%	\$462,613.00
TOTAL EXPENSE	\$852,156.00	\$11,070.85	\$297,528.78	34.9%	\$554,627.22

	Net Budget	Net MTD Balance	Net YTD Balance	Net %	Net Balance
001 - GENERAL FUND	(\$145,479.00)	\$8,792.20	(\$100,314.24)	74.4%	(\$45,164.76)
018 - AIRPORT REPLACEMENT FUND	\$0.00	\$0.00	\$19.58		(\$19.58)
112 - EMPLOYEE BENEFITS	(\$36,128.00)	(\$2,214.97)	(\$35,460.28)	98.2%	(\$667.72)



City of Independence
Budget Report
Airport as of 5/22/2026

Percent of Fiscal YTD 91.6 %

	Net Budget	Net MTD Balance	Net YTD Balance	Net %	Net Balance
323 - CAP OUTLAY SAVINGS/LOST	(\$23,750.00)	(\$3,035.00)	(\$12,387.00)	1.3%	(\$11,363.00)
TOTAL (REV LESS EXP)	(\$205,357.00)	\$3,542.23	(\$148,141.94)	29.8%	(\$57,215.06)



**REVENUES AND EXPENSES TO
DATE – INFORMATION ONLY**

Animal Control Budget



City of Independence
Budget Report
 Animal Control as of 5/22/2026

Percent of Fiscal YTD 91.6 %

2026 REVENUE REPORT

	Budget Estimate	MTD Balance	YTD Balance	% Rcvd	Balance
001 - GENERAL FUND	\$553.00	\$0.00	\$833.50	150.7%	(\$280.50)
45 - CHARGES/FEES					
001-190-4530 - PENALTIES	\$553.00	\$0.00	\$833.50	150.7%	(\$280.50)
TOTAL REVENUE	\$553.00	\$0.00	\$833.50	150.7%	(\$280.50)

2026 EXPENSE REPORT

	Budget Estimate	MTD Balance	YTD Balance	% Expd	Unexpended
001 - GENERAL FUND	\$500.00	\$418.00	\$2,163.99	432.8%	(\$1,663.99)
190 - ANIMAL CONTROL	\$500.00	\$418.00	\$2,163.99	432.8%	(\$1,663.99)
64 - CONTRACTUAL SERVICES	\$400.00	\$418.00	\$2,088.99	522.2%	(\$1,688.99)
001-190-6499 - ANIMAL CONTROL	\$400.00	\$418.00	\$2,088.99	522.2%	(\$1,688.99)
65 - COMMODITIES	\$100.00	\$0.00	\$75.00	75.0%	\$25.00
001-190-6504 - MINOR EQUIPMENT	\$50.00	\$0.00	\$0.00	0.0%	\$50.00
001-190-6507 - OPERATING SUPPLIES	\$50.00	\$0.00	\$75.00	150.0%	(\$25.00)
TOTAL EXPENSE	\$500.00	\$418.00	\$2,163.99	432.8%	(\$1,663.99)



City of Independence
Budget Report
Animal Control as of 5/22/2026

Percent of Fiscal YTD 91.6 %

	Net Budget	Net MTD Balance	Net YTD Balance	Net %	Net Balance
001 - GENERAL FUND	\$53.00	(\$418.00)	(\$1,330.49)	284.7%	\$1,383.49
TOTAL (REV LESS EXP)	\$53.00	(\$418.00)	(\$1,330.49)	284.7%	\$1,383.49



**REVENUES AND EXPENSES TO
DATE – INFORMATION ONLY**

Building Budget



City of Independence
Budget Report
 Building Department as of 5/22/2026

Percent of Fiscal YTD 91.6 %

2026 REVENUE REPORT

	Budget Estimate	MTD Balance	YTD Balance	% Rcvd	Balance
001 - GENERAL FUND	\$53,119.00	\$2,765.00	\$33,159.04	62.4%	\$19,959.96
41 - LICENSES & PERMITS					
001-170-4120 - BUILDING PERMITS	\$45,000.00	\$1,729.00	\$23,990.00	53.3%	\$21,010.00
001-170-4128 - PLUMBING & MECHANICAL PERMITS	\$6,000.00	\$708.00	\$6,038.00	100.6%	(\$38.00)
001-170-4132 - MOVING PERMIT	\$100.00	\$0.00	\$0.00	0.0%	\$100.00
001-170-4167 - HOME OCCUPATION PERMITS	\$400.00	\$0.00	\$0.00	0.0%	\$400.00
45 - CHARGES/FEES					
001-170-4500 - PLANNING & ZONING FEES	\$750.00	\$200.00	\$1,840.00	245.3%	(\$1,090.00)
001-170-4550 - BOARD OF ADJUSTMENT FEES	\$100.00	\$0.00	\$0.00	0.0%	\$100.00
47 - MISCELLANEOUS REVENUE					
001-170-4710 - REIMBURSEMENTS CODE ENFORCE	\$769.00	\$128.00	\$1,291.04	167.9%	(\$522.04)
323 - CAP OUTLAY SAVINGS/LOST	\$65,000.00	\$0.00	\$65,400.15	100.6%	(\$400.15)
43 - USE OF MONEY & PROPERTY					
323-170-4300 - INTEREST	\$0.00	\$0.00	\$400.15	0.0%	\$400.15
48 - OTHER FINANCING SOURCES					
323-170-4820 - PROCEEDS FROM DEBT/LOAN	\$65,000.00	\$0.00	\$65,000.00	100.0%	\$0.00



City of Independence
Budget Report
 Building Department as of 5/22/2026

Percent of Fiscal YTD 91.6 %

	Budget Estimate	MTD Balance	YTD Balance	% Rcvd	Balance
TOTAL REVENUE	\$118,119.00	\$2,765.00	\$98,559.19	83.4%	\$19,559.81

2026 EXPENSE REPORT

	Budget Estimate	MTD Balance	YTD Balance	% Expd	Unexpended
001 - GENERAL FUND	\$110,981.00	\$2,864.39	\$92,054.05	82.9%	\$18,926.95
170 - BUILDING INSPECTIONS	\$110,981.00	\$2,864.39	\$92,054.05	82.9%	\$18,926.95
60 - SALARIES AND WAGES	\$75,432.00	\$2,708.00	\$63,616.85	84.3%	\$11,815.15
001-170-6010 - SALARIES - FULL-TIME	\$70,737.00	\$2,708.00	\$62,284.00	88.1%	\$8,453.00
001-170-6020 - SALARIES - PART-TIME	\$1,124.00	\$0.00	\$0.00	0.0%	\$1,124.00
001-170-6040 - WAGES - OVERTIME	\$3,571.00	\$0.00	\$1,332.85	37.3%	\$2,238.15
61 - EMPLOYEE BENEFITS & COSTS	\$1,300.00	\$0.00	\$0.00	0.0%	\$1,300.00
001-170-6143 - ICMA RC - CITY SHARE	\$1,000.00	\$0.00	\$0.00	0.0%	\$1,000.00
001-170-6181 - ALLOWANCES - UNIFORM	\$300.00	\$0.00	\$0.00	0.0%	\$300.00
62 - STAFF DEVELOPMENT	\$3,350.00	\$99.00	\$2,203.16	65.8%	\$1,146.84
001-170-6210 - DUES & MEMBERSHIPS	\$1,850.00	\$0.00	\$1,929.58	104.3%	(\$79.58)
001-170-6220 - EDUCATIONAL MATERIAL	\$150.00	\$0.00	\$0.00	0.0%	\$150.00
001-170-6230 - TRAINING IN HOUSE	\$350.00	\$19.00	\$193.58	55.3%	\$156.42



City of Independence
Budget Report
 Building Department as of 5/22/2026

Percent of Fiscal YTD 91.6 %

	Budget Estimate	MTD Balance	YTD Balance	% Expd	Unexpended
001-170-6240 - MTGS/CONFERENCES/MILES	\$1,000.00	\$80.00	\$80.00	8.0%	\$920.00
63 - REPAIR, MAINT & UTILITIES	\$2,300.00	\$57.39	\$924.48	40.2%	\$1,375.52
001-170-6331 - VEHICLE OPERATIONS	\$1,500.00	\$0.00	\$303.23	20.2%	\$1,196.77
001-170-6373 - COMMUNICATIONS ...	\$800.00	\$57.39	\$621.25	77.7%	\$178.75
64 - CONTRACTUAL SERVICES	\$25,599.00	\$0.00	\$25,211.58	98.5%	\$387.42
001-170-6408 - PROPERTY & CASUALTY ...	\$5,524.00	\$0.00	\$2,889.33	52.3%	\$2,634.67
001-170-6412 - MEDICAL EXPENSE - DOCTOR	\$75.00	\$0.00	\$0.00	0.0%	\$75.00
001-170-6499 - OTHER CONTRACTUAL SERV	\$20,000.00	\$0.00	\$22,322.25	111.6%	(\$2,322.25)
65 - COMMODITIES	\$3,000.00	\$0.00	\$97.98	3.3%	\$2,902.02
001-170-6504 - OFFICE EQUIPMENT	\$500.00	\$0.00	\$0.00	0.0%	\$500.00
001-170-6506 - OFFICE SUPPLIES	\$500.00	\$0.00	\$97.98	19.6%	\$402.02
001-170-6507 - OPERATING SUPPLIES	\$500.00	\$0.00	\$0.00	0.0%	\$500.00
001-170-6508 - POSTAGE	\$750.00	\$0.00	\$0.00	0.0%	\$750.00
001-170-6510 - SPECIAL & SAFETY EQUIPMENT	\$750.00	\$0.00	\$0.00	0.0%	\$750.00
112 - EMPLOYEE BENEFITS	\$40,089.00	\$2,353.21	\$27,485.97	68.6%	\$12,603.03
170 - BUILDING INSPECTIONS	\$40,089.00	\$2,353.21	\$27,485.97	68.6%	\$12,603.03
61 - EMPLOYEE BENEFITS & COSTS	\$40,089.00	\$2,353.21	\$27,485.97	68.6%	\$12,603.03
112-170-6110 - FICA - CITY/BLDG	\$5,771.00	\$194.89	\$4,672.60	81.0%	\$1,098.40
112-170-6130 - IPERS - CITY/BUILDING	\$7,121.00	\$511.28	\$5,988.13	84.1%	\$1,132.87



City of Independence
Budget Report
 Building Department as of 5/22/2026

Percent of Fiscal YTD 91.6 %

	Budget Estimate	MTD Balance	YTD Balance	% Expd	Unexpended
112-170-6131 - WORK COMP/BUILDING	\$653.00	\$0.00	\$65.35	10.0%	\$587.65
112-170-6150 - GROUP INSURANCE BEN/BLDG	\$16,879.00	\$1,396.08	\$14,964.53	88.7%	\$1,914.47
112-170-6154 - EMPLOYEE SELF-FUND INS ...	\$9,665.00	\$250.96	\$1,795.36	18.6%	\$7,869.64
323 - CAP OUTLAY SAVINGS/LOST	\$69,500.00	\$0.00	\$0.00	0.0%	\$69,500.00
170 - BUILDING INSPECTIONS	\$69,500.00	\$0.00	\$0.00	0.0%	\$69,500.00
67 - CAPITAL OUTLAY	\$69,500.00	\$0.00	\$0.00	0.0%	\$69,500.00
323-170-6710 - CAP OUTLAY - VEHICLES	\$1,500.00	\$0.00	\$0.00	0.0%	\$1,500.00
323-170-6725 - BLDG-CIP CAP OFFICE EQUIP	\$68,000.00	\$0.00	\$0.00	0.0%	\$68,000.00
TOTAL EXPENSE	\$220,570.00	\$5,217.60	\$119,540.02	54.2%	\$101,029.98

	Net Budget	Net MTD Balance	Net YTD Balance	Net %	Net Balance
001 - GENERAL FUND	(\$57,862.00)	(\$99.39)	(\$58,895.01)	76.3%	\$1,033.01
112 - EMPLOYEE BENEFITS	(\$40,089.00)	(\$2,353.21)	(\$27,485.97)	68.6%	(\$12,603.03)
323 - CAP OUTLAY SAVINGS/LOST	(\$4,500.00)	\$0.00	\$65,400.15	48.6%	(\$69,900.15)
TOTAL (REV LESS EXP)	(\$102,451.00)	(\$2,452.60)	(\$20,980.83)	64.4%	(\$81,470.17)



**REVENUES AND EXPENSES TO
DATE – INFORMATION ONLY**

City Administration Budget



City of Independence
Budget Report
 City Administration as of 5/22/2026

Percent of Fiscal YTD 91.6 %

2026 REVENUE REPORT

	Budget Estimate	MTD Balance	YTD Balance	% Rcvd	Balance
001 - GENERAL FUND	\$1,000.00	\$0.00	\$1,375.00	137.5%	(\$375.00)
47 - MISCELLANEOUS REVENUE					
001-620-4715 - REFUNDS/REBATES	\$0.00	\$0.00	\$125.00	0.0%	\$125.00
001-699-4715 - REFUNDS/REBATES	\$1,000.00	\$0.00	\$1,250.00	125.0%	(\$250.00)
323 - CAP OUTLAY SAVINGS/LOST	\$248,285.00	\$0.00	\$249,605.97	100.5%	(\$1,320.97)
43 - USE OF MONEY & PROPERTY					
323-650-4300 - INTEREST	\$0.00	\$0.00	\$1,320.62	0.0%	\$1,320.62
48 - OTHER FINANCING SOURCES					
323-650-4820 - PROCEEDS FROM DEBT/LOAN	\$248,285.00	\$0.00	\$248,285.35	100.0%	(\$0.35)
TOTAL REVENUE	\$249,285.00	\$0.00	\$250,980.97	100.7%	(\$1,695.97)

2026 EXPENSE REPORT

	Budget Estimate	MTD Balance	YTD Balance	% Expd	Unexpended
001 - GENERAL FUND	\$652,010.00	\$36,063.72	\$485,253.51	74.4%	\$166,756.49
610 - MAYOR/COUNCIL/CITY MGR	\$79,971.00	\$2,885.40	\$69,883.73	87.4%	\$10,087.27



City of Independence
Budget Report
 City Administration as of 5/22/2026

Percent of Fiscal YTD 91.6 %

	Budget Estimate	MTD Balance	YTD Balance	% Expd	Unexpended
60 - SALARIES AND WAGES	\$57,321.00	\$1,611.89	\$48,298.47	84.3%	\$9,022.53
001-610-6010 - SALARIES - FULL-TIME	\$34,971.00	\$1,304.20	\$30,821.60	88.1%	\$4,149.40
001-610-6020 - SALARY - MAYOR PART-TIME	\$8,000.00	\$307.69	\$7,076.87	88.5%	\$923.13
001-610-6050 - SALARIES - COUNCIL FEE-BASED	\$14,350.00	\$0.00	\$10,400.00	72.5%	\$3,950.00
61 - EMPLOYEE BENEFITS & COSTS	\$3,650.00	\$116.16	\$2,845.48	78.0%	\$804.52
001-610-6143 - ICMA RC - CITY SHARE	\$1,500.00	\$116.16	\$1,320.54	88.0%	\$179.46
001-610-6181 - UNIFORM ALLOWANCE	\$650.00	\$0.00	\$249.94	38.5%	\$400.06
001-610-6184 - CELL PHONE ALLOWANCES	\$1,500.00	\$0.00	\$1,275.00	85.0%	\$225.00
62 - STAFF DEVELOPMENT	\$17,000.00	\$1,063.41	\$16,624.13	97.8%	\$375.87
001-610-6210 - DUES & MEMBERSHIPS	\$5,000.00	\$909.25	\$4,244.52	84.9%	\$755.48
001-610-6240 - MTGS/CONFERENCES/MILES	\$12,000.00	\$154.16	\$12,379.61	103.2%	(\$379.61)
64 - CONTRACTUAL SERVICES	\$1,500.00	\$0.00	\$104.92	7.0%	\$1,395.08
001-610-6488 - MAYOR'S DISCRETIONARY FUND	\$500.00	\$0.00	\$0.00	0.0%	\$500.00
001-610-6489 - COUNCIL'S DISCRETIONARY FUND	\$500.00	\$0.00	\$104.92	21.0%	\$395.08
001-610-6491 - OTHER COUNCIL ITEMS	\$500.00	\$0.00	\$0.00	0.0%	\$500.00
65 - COMMODITIES	\$500.00	\$93.94	\$2,010.73	402.1%	(\$1,510.73)
001-610-6506 - OFFICE SUPPLIES	\$500.00	\$93.94	\$2,010.73	402.1%	(\$1,510.73)
620 - CLERK/TREASURER/ADM	\$69,778.00	\$3,588.32	\$59,356.97	85.1%	\$10,421.03
60 - SALARIES AND WAGES	\$46,228.00	\$1,757.00	\$42,451.67	91.8%	\$3,776.33



City of Independence
Budget Report
 City Administration as of 5/22/2026

Percent of Fiscal YTD 91.6 %

	Budget Estimate	MTD Balance	YTD Balance	% Expd	Unexpended
001-620-6010 - SALARIES - FULL-TIME	\$45,739.00	\$1,757.00	\$40,539.25	88.6%	\$5,199.75
001-620-6040 - WAGES - OVERTIME	\$489.00	\$0.00	\$1,912.42	391.1%	(\$1,423.42)
61 - EMPLOYEE BENEFITS & COSTS	\$1,700.00	\$95.01	\$790.69	46.5%	\$909.31
001-620-6143 - ICMA RC - CITY SHARE	\$500.00	\$25.01	\$462.61	92.5%	\$37.39
001-620-6181 - UNIFORM ALLOWANCE	\$900.00	\$70.00	\$190.58	21.2%	\$709.42
001-620-6184 - CELL PHONE ALLOWANCES	\$300.00	\$0.00	\$137.50	45.8%	\$162.50
62 - STAFF DEVELOPMENT	\$21,850.00	\$1,736.31	\$16,114.61	73.8%	\$5,735.39
001-620-6210 - DUES & MEMBERSHIPS	\$11,250.00	\$135.00	\$6,907.81	61.4%	\$4,342.19
001-620-6220 - EDUCATIONAL MATERIAL	\$100.00	\$0.00	\$0.00	0.0%	\$100.00
001-620-6230 - TRAINING IN HOUSE	\$1,500.00	\$38.00	\$3,154.08	210.3%	(\$1,654.08)
001-620-6240 - MTGS/CONFERENCES/MILES	\$9,000.00	\$1,563.31	\$6,052.72	67.3%	\$2,947.28
630 - ELECTIONS	\$6,000.00	\$0.00	\$4,006.58	66.8%	\$1,993.42
64 - CONTRACTUAL SERVICES	\$6,000.00	\$0.00	\$4,006.58	66.8%	\$1,993.42
001-630-6413 - ELECTION EXPENSE	\$6,000.00	\$0.00	\$4,006.58	66.8%	\$1,993.42
640 - LEGAL SERVICES/ATTORNEY	\$140,950.00	\$10,648.86	\$113,243.90	80.3%	\$27,706.10
64 - CONTRACTUAL SERVICES	\$140,950.00	\$10,648.86	\$113,243.90	80.3%	\$27,706.10
001-640-6401 - AUDIT FEES	\$35,000.00	\$0.00	\$27,800.00	79.4%	\$7,200.00
001-640-6405 - RECORDING FEES	\$100.00	\$17.00	\$41.00	41.0%	\$59.00
001-640-6411 - LEGAL EXPENSE	\$90,000.00	\$9,290.50	\$72,345.13	80.4%	\$17,654.87



City of Independence
Budget Report
 City Administration as of 5/22/2026

Percent of Fiscal YTD 91.6 %

	Budget Estimate	MTD Balance	YTD Balance	% Expd	Unexpended
001-640-6413 - PAYMENTS TO OTHER AGENCIES	\$750.00	\$0.00	\$651.59	86.9%	\$98.41
001-640-6414 - PRINTING & PUBLISHING	\$9,500.00	\$572.36	\$7,796.18	82.1%	\$1,703.82
001-640-6419 - FINANCIAL SERVICES	\$600.00	\$0.00	\$0.00	0.0%	\$600.00
001-640-6490 - PROFESSIONAL SERVICE FEES	\$0.00	\$0.00	\$375.00	375.0%	\$375.00
001-640-6499 - CODE BOOK CODIFICATION	\$5,000.00	\$769.00	\$4,235.00	84.7%	\$765.00
650 - CITY HALL/GENERAL BLDGS	\$140,570.00	\$5,674.04	\$86,896.30	61.8%	\$53,673.70
61 - EMPLOYEE BENEFITS & COSTS	\$4,250.00	\$753.50	\$3,383.85	79.6%	\$866.15
001-650-6199 - HR AGREEMENTS/FEES	\$4,250.00	\$753.50	\$3,383.85	79.6%	\$866.15
63 - REPAIR, MAINT & UTILITIES	\$38,650.00	\$2,727.94	\$27,877.13	72.1%	\$10,772.87
001-650-6310 - BUILDING MAINT & REPAIR	\$8,000.00	\$1,181.20	\$4,171.29	52.1%	\$3,828.71
001-650-6320 - GROUNDS MAINT & REPAIR	\$250.00	\$0.00	\$0.00	0.0%	\$250.00
001-650-6331 - VEHICLE OPERATIONS	\$350.00	\$89.03	\$362.50	103.6%	(\$12.50)
001-650-6332 - VEHICLE REPAIRS	\$200.00	\$0.00	\$0.00	0.0%	\$200.00
001-650-6350 - OPERATIONAL EQUIPMENT REPAIR	\$350.00	\$0.00	\$0.00	0.0%	\$350.00
001-650-6371 - ELECTRIC/GAS UTILITIES	\$24,000.00	\$966.59	\$19,991.91	83.3%	\$4,008.09
001-650-6373 - COMMUNICATIONS ...	\$3,500.00	\$491.12	\$3,351.43	95.8%	\$148.57
001-650-6399 - OTHER MAINTENANCE/REPAIR	\$2,000.00	\$0.00	\$0.00	0.0%	\$2,000.00
64 - CONTRACTUAL SERVICES	\$80,845.00	\$1,755.31	\$38,189.31	47.2%	\$42,655.69
001-650-6401 - BANK FEES	\$100.00	\$0.00	\$16.00	16.0%	\$84.00



City of Independence
Budget Report
 City Administration as of 5/22/2026

Percent of Fiscal YTD 91.6 %

	Budget Estimate	MTD Balance	YTD Balance	% Expd	Unexpended
001-650-6408 - PROPERTY & CASUALTY ...	\$18,710.00	\$0.00	\$8,999.18	48.1%	\$9,710.82
001-650-6409 - JANITORIAL	\$2,000.00	\$8.33	\$660.68	33.0%	\$1,339.32
001-650-6490 - STAFFING CONTRACT	\$500.00	\$0.00	\$4,000.00	800.0%	(\$3,500.00)
001-650-6498 - REFUNDS	\$0.00	\$0.00	\$76.30	76.3%	\$76.30
001-650-6499 - OTHER CONTRACTUAL SERV	\$59,535.00	\$1,746.98	\$24,437.15	41.0%	\$35,097.85
65 - COMMODITIES	\$11,825.00	\$437.29	\$12,336.26	104.3%	(\$511.26)
001-650-6506 - OFFICE SUPPLIES	\$3,750.00	\$27.99	\$3,171.45	84.6%	\$578.55
001-650-6507 - OPERATING SUPPLIES	\$4,000.00	\$141.73	\$4,326.46	108.2%	(\$326.46)
001-650-6508 - POSTAGE & SHIPPING	\$4,000.00	\$267.57	\$4,838.35	121.0%	(\$838.35)
001-650-6510 - SPECIAL & SAFETY EQUIPMENT	\$75.00	\$0.00	\$0.00	0.0%	\$75.00
67 - CAPITAL OUTLAY	\$5,000.00	\$0.00	\$5,109.75	102.2%	(\$109.75)
001-650-6727 - CAPITAL EQUIPMENT	\$5,000.00	\$0.00	\$5,109.75	102.2%	(\$109.75)
660 - TORT LIABILITY	\$16,756.00	\$0.00	\$6,166.15	36.8%	\$10,589.85
64 - CONTRACTUAL SERVICES	\$16,756.00	\$0.00	\$6,166.15	36.8%	\$10,589.85
001-660-6406 - DAMAGES / TORT CLAIMS	\$5,000.00	\$0.00	\$0.00	0.0%	\$5,000.00
001-660-6408 - PROPERTY & CASUALTY ...	\$11,756.00	\$0.00	\$6,166.15	52.5%	\$5,589.85
699 - GENERAL GOVERNMENT-I.T.	\$197,985.00	\$13,267.10	\$145,699.88	73.6%	\$52,285.12
62 - STAFF DEVELOPMENT	\$20,700.00	\$2,081.10	\$24,038.05	116.1%	(\$3,338.05)
001-699-6210 - DUES	\$20,700.00	\$2,081.10	\$24,038.05	116.1%	(\$3,338.05)



City of Independence
Budget Report
 City Administration as of 5/22/2026

Percent of Fiscal YTD 91.6 %

	Budget Estimate	MTD Balance	YTD Balance	% Expd	Unexpended
64 - CONTRACTUAL SERVICES	\$156,285.00	\$8,650.38	\$101,645.26	65.0%	\$54,639.74
001-699-6401 - AUDITING/ACCOUNTING	\$76,000.00	\$0.00	\$32,687.50	43.0%	\$43,312.50
001-699-6419 - IT SERVICES	\$35,035.00	\$916.77	\$29,238.22	83.5%	\$5,796.78
001-699-6490 - OTHER PROFESSIONAL SERV	\$45,250.00	\$7,733.61	\$39,719.54	87.8%	\$5,530.46
65 - COMMODITIES	\$21,000.00	\$2,535.62	\$20,016.57	95.3%	\$983.43
001-699-6507 - OPERATING SUPPLIES	\$21,000.00	\$2,535.62	\$20,016.57	95.3%	\$983.43
112 - EMPLOYEE BENEFITS	\$81,903.00	\$2,996.83	\$57,696.99	70.4%	\$24,206.01
610 - MAYOR/COUNCIL/CITY MGR	\$29,705.00	\$1,257.54	\$24,932.28	83.9%	\$4,772.72
61 - EMPLOYEE BENEFITS & COSTS	\$29,705.00	\$1,257.54	\$24,932.28	83.9%	\$4,772.72
112-610-6110 - FICA - CITY/ADMIN	\$4,386.00	\$119.36	\$3,454.10	78.8%	\$931.90
112-610-6130 - IPERS - CITY/ADMIN	\$388.00	\$0.00	\$585.28	150.8%	(\$197.28)
112-610-6131 - WORK COMP/ADMIN	\$677.00	\$0.00	-\$356.83	-52.7%	\$1,033.83
112-610-6142 - PENSION - CITY MANAGER	\$3,302.00	\$246.24	\$2,831.76	85.8%	\$470.24
112-610-6150 - GROUP INSURANCE BEN/MANAGER	\$4,547.00	\$372.71	\$4,042.40	88.9%	\$504.60
112-610-6154 - EMPLOYEE SELF-FUND INS ...	\$16,405.00	\$519.23	\$14,375.57	87.6%	\$2,029.43
620 - CLERK/TREASURER/ADM	\$44,852.00	\$1,467.49	\$29,864.91	66.6%	\$14,987.09
61 - EMPLOYEE BENEFITS & COSTS	\$44,852.00	\$1,467.49	\$29,864.91	66.6%	\$14,987.09
112-620-6110 - FICA - CITY/CLERK	\$3,537.00	\$128.79	\$3,124.23	88.3%	\$412.77
112-620-6130 - IPERS - CITY/CLERK	\$4,364.00	\$355.88	\$5,045.45	115.6%	(\$681.45)



City of Independence
Budget Report
 City Administration as of 5/22/2026

Percent of Fiscal YTD 91.6 %

	Budget Estimate	MTD Balance	YTD Balance	% Expd	Unexpended
112-620-6131 - WORK COMP/CLERK	\$427.00	\$0.00	\$164.49	38.5%	\$262.51
112-620-6150 - GROUP INSURANCE BEN/CLERK	\$10,914.00	\$895.85	\$11,354.22	104.0%	(\$440.22)
112-620-6154 - EMPLOYEE SELF-FUND INS ...	\$25,610.00	\$86.97	\$10,176.52	39.7%	\$15,433.48
622 - RETIRED EMPLOYEES	\$7,046.00	\$271.80	\$2,899.80	41.2%	\$4,146.20
61 - EMPLOYEE BENEFITS & COSTS	\$7,046.00	\$271.80	\$2,899.80	41.2%	\$4,146.20
112-622-6150 - GROUP INSURANCE BEN/RETIREE	\$3,046.00	\$271.80	\$2,899.80	95.2%	\$146.20
112-622-6154 - EMPLOYEE SELF-FUND INS ...	\$4,000.00	\$0.00	\$0.00	0.0%	\$4,000.00
640 - LEGAL SERVICES/ATTORNEY	\$300.00	\$0.00	\$0.00	0.0%	\$300.00
64 - CONTRACTUAL SERVICES	\$300.00	\$0.00	\$0.00	0.0%	\$300.00
112-640-6420 - ACA FEES	\$300.00	\$0.00	\$0.00	0.0%	\$300.00
323 - CAP OUTLAY SAVINGS/LOST	\$211,000.00	\$0.00	\$45,421.20	21.5%	\$165,578.80
650 - CITY HALL/GENERAL BLDGS	\$211,000.00	\$0.00	\$45,421.20	21.5%	\$165,578.80
64 - CONTRACTUAL SERVICES	\$0.00	\$0.00	\$20.00	20.0%	\$20.00
323-650-6401 - AUDITING/ACCOUNTING	\$0.00	\$0.00	\$20.00	20.0%	\$20.00
67 - CAPITAL OUTLAY	\$211,000.00	\$0.00	\$45,401.20	21.5%	\$165,598.80
323-650-6727 - CITY HALL-CAP ...	\$2,000.00	\$0.00	\$0.00	0.0%	\$2,000.00
323-650-6750 - CAP OUTLAY - BUILDINGS	\$209,000.00	\$0.00	\$45,401.20	21.7%	\$163,598.80
TOTAL EXPENSE	\$944,913.00	\$39,060.55	\$588,371.70	62.3%	\$356,541.30



City of Independence
Budget Report
City Administration as of 5/22/2026

Percent of Fiscal YTD 91.6 %

	Net Budget	Net MTD Balance	Net YTD Balance	Net %	Net Balance
001 - GENERAL FUND	(\$651,010.00)	(\$36,063.72)	(\$483,878.51)	74.5%	(\$167,131.49)
112 - EMPLOYEE BENEFITS	(\$81,903.00)	(\$2,996.83)	(\$57,696.99)	70.4%	(\$24,206.01)
323 - CAP OUTLAY SAVINGS/LOST	\$37,285.00	\$0.00	\$204,184.77	64.2%	(\$166,899.77)
TOTAL (REV LESS EXP)	(\$695,628.00)	(\$39,060.55)	(\$337,390.73)	70.3%	(\$358,237.27)



**REVENUES AND EXPENSES TO
DATE – INFORMATION ONLY**

Fire Department Budget



City of Independence
Budget Report
 Fire Department as of 5/22/2026

Percent of Fiscal YTD 91.6 %

2026 REVENUE REPORT

	Budget Estimate	MTD Balance	YTD Balance	% Rcvd	Balance
001 - GENERAL FUND	\$78,992.00	\$38,967.47	\$87,247.52	110.5%	(\$8,255.52)
44 - INTERGOVERNMENTAL					
001-150-4475 - WASHINGTON/SUMNER TWPS FIRE	\$75,000.00	\$38,267.47	\$84,007.52	112.0%	(\$9,007.52)
45 - CHARGES/FEES					
001-150-4500 - FIRE SERVICE FEES	\$1,000.00	\$700.00	\$850.00	85.0%	\$150.00
47 - MISCELLANEOUS REVENUE					
001-150-4705 - DONATIONS	\$0.00	\$0.00	\$500.00	0.0%	\$500.00
001-150-4710 - REIMBURSEMENTS	\$1,492.00	\$0.00	\$1,890.00	126.7%	(\$398.00)
001-150-4715 - REFUNDS	\$1,500.00	\$0.00	\$0.00	0.0%	\$1,500.00
014 - FIRE DEPT REPLACEMENT FUN	\$0.00	\$0.00	\$16.83	0.0%	\$16.83
43 - USE OF MONEY & PROPERTY					
014-150-4300 - INTEREST	\$0.00	\$0.00	\$16.83	0.0%	\$16.83
323 - CAP OUTLAY SAVINGS/LOST	\$167,860.00	\$0.00	\$185,252.44	110.4%	(\$17,392.44)
43 - USE OF MONEY & PROPERTY					
323-150-4300 - INTEREST	\$0.00	\$0.00	\$677.47	0.0%	\$677.47
44 - INTERGOVERNMENTAL					



City of Independence
Budget Report
 Fire Department as of 5/22/2026

Percent of Fiscal YTD 91.6 %

	Budget Estimate	MTD Balance	YTD Balance	% Rcvd	Balance
323-150-4440 - STATE GRANTS	\$7,860.00	\$0.00	\$7,860.25	100.0%	(\$0.25)
323-150-4480 - LOCAL GRANTS	\$50,000.00	\$0.00	\$62,500.00	125.0%	(\$12,500.00)
47 - MISCELLANEOUS REVENUE					
323-150-4710 - REIMBURSEMENTS	\$0.00	\$0.00	\$4,214.72	0.0%	\$4,214.72
48 - OTHER FINANCING SOURCES					
323-150-4820 - PROCEEDS FROM DEBT/LOAN	\$110,000.00	\$0.00	\$110,000.00	100.0%	\$0.00
TOTAL REVENUE	\$246,852.00	\$38,967.47	\$272,516.79	110.4%	(\$25,664.79)

2026 EXPENSE REPORT

	Budget Estimate	MTD Balance	YTD Balance	% Expd	Unexpended
001 - GENERAL FUND	\$484,732.00	\$21,635.00	\$410,603.87	84.7%	\$74,128.13
150 - FIRE	\$484,732.00	\$21,635.00	\$410,603.87	84.7%	\$74,128.13
60 - SALARIES AND WAGES	\$306,926.00	\$10,370.00	\$250,651.37	81.7%	\$56,274.63
001-150-6010 - SALARIES - FULL-TIME	\$219,946.00	\$8,894.36	\$187,871.98	85.4%	\$32,074.02
001-150-6020 - SALARIES - PART-TIME	\$61,950.00	\$1,475.64	\$41,869.46	67.6%	\$20,080.54
001-150-6040 - WAGES - OVERTIME	\$3,000.00	\$0.00	\$4,386.91	146.2%	(\$1,386.91)
001-150-6050 - VOLUNTEER FIREMEN	\$22,030.00	\$0.00	\$16,523.02	75.0%	\$5,506.98



City of Independence
Budget Report
 Fire Department as of 5/22/2026

Percent of Fiscal YTD 91.6 %

	Budget Estimate	MTD Balance	YTD Balance	% Expd	Unexpended
61 - EMPLOYEE BENEFITS & COSTS	\$5,700.00	\$311.14	\$4,617.49	81.0%	\$1,082.51
001-150-6143 - ICMA RC - CITY SHARE	\$3,000.00	\$276.94	\$2,884.59	96.2%	\$115.41
001-150-6181 - ALLOWANCES - UNIFORM	\$1,500.00	\$34.20	\$632.90	42.2%	\$867.10
001-150-6184 - CELL PHONE ALLOWANCES	\$1,200.00	\$0.00	\$1,100.00	91.7%	\$100.00
62 - STAFF DEVELOPMENT	\$9,750.00	\$4,221.29	\$11,419.96	117.1%	(\$1,669.96)
001-150-6210 - DUES & MEMBERSHIPS	\$1,000.00	\$180.19	\$425.19	42.5%	\$574.81
001-150-6220 - EDUCATIONAL MATERIAL	\$1,000.00	\$0.00	\$99.00	9.9%	\$901.00
001-150-6230 - TRAINING IN HOUSE	\$750.00	\$19.00	\$156.23	20.8%	\$593.77
001-150-6240 - MTGS/CONFERENCES/MILES	\$7,000.00	\$4,022.10	\$10,739.54	153.4%	(\$3,739.54)
63 - REPAIR, MAINT & UTILITIES	\$73,492.00	\$3,933.10	\$59,694.51	81.2%	\$13,797.49
001-150-6310 - BUILDING MAINT & REPAIR	\$15,000.00	\$66.14	\$7,177.00	47.8%	\$7,823.00
001-150-6320 - GROUNDS MAINT & REPAIR	\$1,000.00	\$0.00	\$267.91	26.8%	\$732.09
001-150-6331 - VEHICLE OPERATIONS	\$25,000.00	\$1,062.28	\$15,617.86	62.5%	\$9,382.14
001-150-6332 - VEHICLE REPAIRS	\$11,492.00	\$546.47	\$22,467.50	195.5%	(\$10,975.50)
001-150-6350 - EQUIPMENT REPAIR/SIREN	\$4,000.00	\$0.00	\$1,400.00	35.0%	\$2,600.00
001-150-6371 - ELECTRIC/GAS UTILITIES	\$4,500.00	\$272.42	\$3,594.81	79.9%	\$905.19
001-150-6373 - COMMUNICATIONS ...	\$6,000.00	\$296.18	\$3,093.43	51.6%	\$2,906.57
001-150-6399 - OTHER MAINTENANCE/REPAIR	\$6,500.00	\$1,689.61	\$6,076.00	93.5%	\$424.00
64 - CONTRACTUAL SERVICES	\$80,764.00	\$2,344.50	\$79,285.92	98.2%	\$1,478.08



City of Independence
Budget Report
 Fire Department as of 5/22/2026

Percent of Fiscal YTD 91.6 %

	Budget Estimate	MTD Balance	YTD Balance	% Expd	Unexpended
001-150-6408 - PROPERTY & CASUALTY ...	\$64,764.00	\$0.00	\$41,025.65	63.3%	\$23,738.35
001-150-6412 - MEDICAL/WELLNESS EXPENSE	\$6,000.00	\$0.00	\$7,353.52	122.6%	(\$1,353.52)
001-150-6424 - PROFES SERVICES/GRANT WRITERS	\$10,000.00	\$2,344.50	\$30,906.75	309.1%	(\$20,906.75)
65 - COMMODITIES	\$8,100.00	\$454.97	\$4,934.62	60.9%	\$3,165.38
001-150-6504 - SPECIAL & SAFETY EQUIPMENT	\$2,000.00	\$24.97	\$258.91	12.9%	\$1,741.09
001-150-6506 - OFFICE SUPPLIES	\$350.00	\$0.00	\$197.65	56.5%	\$152.35
001-150-6507 - OPERATING SUPPLIES	\$5,000.00	\$430.00	\$4,424.94	88.5%	\$575.06
001-150-6510 - SAFETY SUPPLIES	\$750.00	\$0.00	\$53.12	7.1%	\$696.88
112 - EMPLOYEE BENEFITS	\$197,515.00	\$11,560.39	\$91,811.37	46.5%	\$105,703.63
150 - FIRE	\$197,515.00	\$11,560.39	\$91,811.37	46.5%	\$105,703.63
61 - EMPLOYEE BENEFITS & COSTS	\$197,515.00	\$11,560.39	\$91,811.37	46.5%	\$105,703.63
112-150-6110 - FICA - CITY/FIRE	\$21,797.00	\$760.38	\$17,198.56	78.9%	\$4,598.44
112-150-6130 - IPERS - CITY/FIRE	\$26,524.00	\$2,152.23	\$21,329.81	80.4%	\$5,194.19
112-150-6131 - WORK COMP/FIRE	\$73,091.00	\$0.00	\$3,163.76	4.3%	\$69,927.24
112-150-6150 - GROUP INSURANCE BEN/FIRE	\$51,420.00	\$3,475.43	\$37,464.80	72.9%	\$13,955.20
112-150-6154 - EMPLOYEE SELF-FUND INS BEN/FIR	\$24,683.00	\$5,172.35	\$12,654.44	51.3%	\$12,028.56
323 - CAP OUTLAY SAVINGS/LOST	\$274,500.00	\$29,012.02	\$170,826.23	62.2%	\$103,673.77
150 - FIRE	\$274,500.00	\$29,012.02	\$170,826.23	62.2%	\$103,673.77
65 - COMMODITIES	\$195,000.00	\$25,290.00	\$146,683.93	75.2%	\$48,316.07



City of Independence
Budget Report
 Fire Department as of 5/22/2026

Percent of Fiscal YTD 91.6 %

	Budget Estimate	MTD Balance	YTD Balance	% Expd	Unexpended
323-150-6505 - FIRE-CIP CAP OTHER EQUIPMENT	\$195,000.00	\$25,290.00	\$146,683.93	75.2%	\$48,316.07
67 - CAPITAL OUTLAY	\$79,500.00	\$3,722.02	\$24,142.30	30.4%	\$55,357.70
323-150-6710 - FIRE-CIP CAP VEHICLES	\$30,000.00	\$3,722.02	\$19,730.02	65.8%	\$10,269.98
323-150-6725 - FIRE-CIP CAP OFFICE EQUIPMENT	\$4,500.00	\$0.00	\$4,412.28	98.1%	\$87.72
323-150-6727 - FIRE-CIP CAP OUTLAY/EQUIPMENT	\$45,000.00	\$0.00	\$0.00	0.0%	\$45,000.00
TOTAL EXPENSE	\$956,747.00	\$62,207.41	\$673,241.47	70.4%	\$283,505.53

	Net Budget	Net MTD Balance	Net YTD Balance	Net %	Net Balance
001 - GENERAL FUND	(\$405,740.00)	\$17,332.47	(\$323,356.35)	88.3%	(\$82,383.65)
014 - FIRE DEPT REPLACEMENT FUN	\$0.00	\$0.00	\$16.83		(\$16.83)
112 - EMPLOYEE BENEFITS	(\$197,515.00)	(\$11,560.39)	(\$91,811.37)	46.5%	(\$105,703.63)
323 - CAP OUTLAY SAVINGS/LOST	(\$106,640.00)	(\$29,012.02)	\$14,426.21	80.5%	(\$121,066.21)
TOTAL (REV LESS EXP)	(\$709,895.00)	(\$23,239.94)	(\$400,724.68)	78.6%	(\$309,170.32)



**REVENUES AND EXPENSES TO
DATE – INFORMATION ONLY**

Garbage Budget



City of Independence
Budget Report
 Garbage as of 5/22/2026

Percent of Fiscal YTD 91.6 %

2026 REVENUE REPORT

	Budget Estimate	MTD Balance	YTD Balance	% Rcvd	Balance
001 - GENERAL FUND	\$701,620.00	\$33,509.03	\$546,581.20	77.9%	\$155,038.80
41 - LICENSES & PERMITS					
001-290-4190 - GARBAGE COLLECTION PERMITS	\$120.00	\$0.00	\$0.00	0.0%	\$120.00
45 - CHARGES/FEES					
001-290-4500 - GARBAGE COLLECTION FEES	\$600,000.00	\$28,515.61	\$460,596.10	76.8%	\$139,403.90
001-290-4550 - ENVIRONMENTAL IMPACT FEE	\$100,000.00	\$4,963.42	\$85,265.10	85.3%	\$14,734.90
47 - MISCELLANEOUS REVENUE					
001-290-4745 - CITY-WIDE CLEANUP REV	\$1,500.00	\$30.00	\$720.00	48.0%	\$780.00
TOTAL REVENUE	\$701,620.00	\$33,509.03	\$546,581.20	77.9%	\$155,038.80

2026 EXPENSE REPORT

	Budget Estimate	MTD Balance	YTD Balance	% Expd	Unexpended
001 - GENERAL FUND	\$690,064.00	\$47,058.46	\$643,830.45	93.3%	\$46,233.55
290 - GARBAGE	\$690,064.00	\$47,058.46	\$643,830.45	93.3%	\$46,233.55
64 - CONTRACTUAL SERVICES	\$690,064.00	\$47,058.46	\$643,830.45	93.3%	\$46,233.55



City of Independence
Budget Report
 Garbage as of 5/22/2026

Percent of Fiscal YTD 91.6 %

	Budget Estimate	MTD Balance	YTD Balance	% Expd	Unexpended
001-290-6413 - BUCH CO LANDFILL ASSESSMENT	\$6,064.00	\$0.00	\$6,064.00	100.0%	\$0.00
001-290-6497 - GARBAGE CONTRACT	\$594,000.00	\$47,058.46	\$566,832.70	95.4%	\$27,167.30
001-290-6499 - CONTRACTUAL SERVICES	\$90,000.00	\$0.00	\$70,933.75	78.8%	\$19,066.25
TOTAL EXPENSE	\$690,064.00	\$47,058.46	\$643,830.45	93.3%	\$46,233.55

	Net Budget	Net MTD Balance	Net YTD Balance	Net %	Net Balance
001 - GENERAL FUND	\$11,556.00	(\$13,549.43)	(\$97,249.25)	85.5%	\$108,805.25
TOTAL (REV LESS EXP)	\$11,556.00	(\$13,549.43)	(\$97,249.25)	85.5%	\$108,805.25



**REVENUES AND EXPENSES TO
DATE – INFORMATION ONLY**

Library Budget



City of Independence
Budget Report
 Library as of 5/22/2026

Percent of Fiscal YTD 91.6 %

2026 REVENUE REPORT

	Budget Estimate	MTD Balance	YTD Balance	% Rcvd	Balance
003 - LIBRARY	\$59,475.00	\$201.15	\$61,404.06	103.2%	(\$1,929.06)
44 - INTERGOVERNMENTAL					
003-410-4440 - DIRECT STATE AID (ENRICH IOWA)	\$5,000.00	\$0.00	\$6,087.86	121.8%	(\$1,087.86)
003-410-4465 - COUNTY CONTRIBUTION	\$42,500.00	\$0.00	\$43,768.97	103.0%	(\$1,268.97)
003-410-4470 - 28E FUNDS - OTHER CITIES	\$6,600.00	\$0.00	\$6,646.46	100.7%	(\$46.46)
45 - CHARGES/FEES					
003-410-4500 - CHARGES/FEES FOR SERVICES	\$3,500.00	\$182.15	\$3,762.99	107.5%	(\$262.99)
47 - MISCELLANEOUS REVENUE					
003-410-4705 - DONATIONS	\$200.00	\$0.00	\$25.00	12.5%	\$175.00
003-410-4755 - CONCESSIONS-RECREATION	\$75.00	\$0.00	\$0.00	0.0%	\$75.00
003-410-4765 - LIBRARY FINES & BOOK CHARGES	\$1,600.00	\$19.00	\$1,112.78	69.5%	\$487.22
TOTAL REVENUE	\$59,475.00	\$201.15	\$61,404.06	103.2%	(\$1,929.06)



City of Independence
Budget Report
 Library as of 5/22/2026

Percent of Fiscal YTD 91.6 %

2026 EXPENSE REPORT

	Budget Estimate	MTD Balance	YTD Balance	% Expd	Unexpended
003 - LIBRARY	\$474,789.00	\$28,992.14	\$405,153.31	85.3%	\$69,635.69
410 - LIBRARY	\$474,789.00	\$28,992.14	\$405,153.31	85.3%	\$69,635.69
60 - SALARIES AND WAGES	\$305,426.00	\$11,636.17	\$264,078.73	86.5%	\$41,347.27
003-410-6010 - SALARIES - FULL-TIME	\$198,705.00	\$7,613.20	\$175,514.88	88.3%	\$23,190.12
003-410-6020 - SALARIES - PART-TIME	\$105,971.00	\$3,987.57	\$88,490.28	83.5%	\$17,480.72
003-410-6040 - WAGES - OVERTIME	\$750.00	\$35.40	\$73.57	9.8%	\$676.43
61 - EMPLOYEE BENEFITS & COSTS	\$3,000.00	\$357.00	\$2,764.50	92.2%	\$235.50
003-410-6143 - ICMA RC - CITY SHARE	\$3,000.00	\$357.00	\$2,764.50	92.2%	\$235.50
62 - STAFF DEVELOPMENT	\$5,100.00	\$75.00	\$3,488.70	68.4%	\$1,611.30
003-410-6210 - DUES & MEMBERSHIPS	\$3,400.00	\$75.00	\$2,449.77	72.1%	\$950.23
003-410-6230 - TRAINING IN HOUSE	\$300.00	\$0.00	\$299.95	100.0%	\$0.05
003-410-6240 - MTGS/CONFERENCES/MILES	\$1,400.00	\$0.00	\$738.98	52.8%	\$661.02
63 - REPAIR, MAINT & UTILITIES	\$33,664.00	\$1,546.95	\$28,428.04	84.4%	\$5,235.96
003-410-6310 - CONTRACT REPAIR/MAINT - BLDGS	\$5,000.00	\$0.00	\$2,272.38	45.4%	\$2,727.62
003-410-6320 - GROUNDS OPERATION, MAIN	\$700.00	\$0.00	\$778.00	111.1%	(\$78.00)
003-410-6371 - ELECTRIC/GAS UTILITIES	\$21,064.00	\$1,281.18	\$17,291.00	82.1%	\$3,773.00
003-410-6373 - COMMUNICATIONS ...	\$3,400.00	\$265.77	\$2,525.09	74.3%	\$874.91



City of Independence
Budget Report
 Library as of 5/22/2026

Percent of Fiscal YTD 91.6 %

	Budget Estimate	MTD Balance	YTD Balance	% Expd	Unexpended
003-410-6399 - OTHER MAINTENANCE/REPAIR	\$3,500.00	\$0.00	\$5,561.57	158.9%	(\$2,061.57)
64 - CONTRACTUAL SERVICES	\$58,324.00	\$3,050.85	\$42,082.19	72.2%	\$16,241.81
003-410-6408 - PROPERTY & CASUALTY ...	\$28,749.00	\$0.00	\$14,340.52	49.9%	\$14,408.48
003-410-6409 - JANITORIAL	\$21,000.00	\$2,574.00	\$18,388.00	87.6%	\$2,612.00
003-410-6414 - PRINTING & PUBLISHING	\$1,000.00	\$0.00	\$356.63	35.7%	\$643.37
003-410-6419 - COMPUTER EXPENSE	\$7,500.00	\$461.85	\$8,982.04	119.8%	(\$1,482.04)
003-410-6490 - PROFESSIONAL SERVICES	\$75.00	\$15.00	\$15.00	20.0%	\$60.00
65 - COMMODITIES	\$69,275.00	\$12,326.17	\$64,311.15	92.8%	\$4,963.85
003-410-6502 - LIBRARY BOOKS, FILMS, RECORDS	\$34,000.00	\$6,087.73	\$30,940.71	91.0%	\$3,059.29
003-410-6504 - OFFICE EQUIPMENT	\$250.00	\$0.00	\$291.00	116.4%	(\$41.00)
003-410-6506 - OFFICE SUPPLIES	\$4,000.00	\$637.55	\$3,461.99	86.5%	\$538.01
003-410-6507 - OPERATING SUPPLIES	\$2,700.00	\$259.80	\$2,293.10	84.9%	\$406.90
003-410-6508 - POSTAGE & SHIPPING	\$500.00	\$57.24	\$577.66	115.5%	(\$77.66)
003-410-6510 - SAFETY SUPPLIES	\$75.00	\$0.00	\$0.00	0.0%	\$75.00
003-410-6530 - PROGRAMMING	\$8,000.00	\$2,667.63	\$7,310.94	91.4%	\$689.06
003-410-6531 - VIDEO RECORDINGS	\$2,750.00	\$450.67	\$2,433.06	88.5%	\$316.94
003-410-6532 - AUDIO RECORDINGS	\$2,500.00	\$165.55	\$2,503.33	100.1%	(\$3.33)
003-410-6536 - EBOOKS	\$5,500.00	\$0.00	\$5,499.36	100.0%	\$0.64
003-410-6537 - AUDIOBOOKS	\$7,000.00	\$0.00	\$7,000.00	100.0%	\$0.00



City of Independence
Budget Report
 Library as of 5/22/2026

Percent of Fiscal YTD 91.6 %

	Budget Estimate	MTD Balance	YTD Balance	% Expd	Unexpended
003-410-6538 - VIDEO STREAMING	\$2,000.00	\$2,000.00	\$2,000.00	100.0%	\$0.00
112 - EMPLOYEE BENEFITS	\$99,282.00	\$7,542.11	\$111,990.58	112.8%	(\$12,708.58)
410 - LIBRARY	\$99,282.00	\$7,542.11	\$111,990.58	112.8%	(\$12,708.58)
61 - EMPLOYEE BENEFITS & COSTS	\$99,282.00	\$7,542.11	\$111,990.58	112.8%	(\$12,708.58)
112-410-6110 - FICA - CITY/LIBRARY	\$23,366.00	\$855.83	\$19,453.60	83.3%	\$3,912.40
112-410-6130 - IPERS - CITY/LIBRARY	\$28,833.00	\$2,107.30	\$25,009.08	86.7%	\$3,823.92
112-410-6131 - WORK COMP/LIBRARY	\$458.00	\$0.00	-\$67.99	-14.8%	\$525.99
112-410-6150 - GROUP INSURANCE BEN/LIBRARY	\$34,625.00	\$4,312.32	\$45,876.75	132.5%	(\$11,251.75)
112-410-6154 - EMPLOYEE SELF-FUND INS BEN/LIB	\$12,000.00	\$266.66	\$21,719.14	181.0%	(\$9,719.14)
323 - CAP OUTLAY SAVINGS/LOST	\$6,000.00	\$0.00	\$733.53	12.2%	\$5,266.47
410 - LIBRARY	\$6,000.00	\$0.00	\$733.53	12.2%	\$5,266.47
67 - CAPITAL OUTLAY	\$6,000.00	\$0.00	\$733.53	12.2%	\$5,266.47
323-410-6727 - LIBRARY-CAP OUTLAY/EQUIPMENT	\$6,000.00	\$0.00	\$733.53	12.2%	\$5,266.47
TOTAL EXPENSE	\$580,071.00	\$36,534.25	\$517,877.42	89.3%	\$62,193.58

	Net Budget	Net MTD Balance	Net YTD Balance	Net %	Net Balance
003 - LIBRARY	(\$415,314.00)	(\$28,790.99)	(\$343,749.25)	87.3%	(\$71,564.75)
112 - EMPLOYEE BENEFITS	(\$99,282.00)	(\$7,542.11)	(\$111,990.58)	112.8%	\$12,708.58



City of Independence
Budget Report
Library as of 5/22/2026

Percent of Fiscal YTD 91.6 %

	Net Budget	Net MTD Balance	Net YTD Balance	Net %	Net Balance
323 - CAP OUTLAY SAVINGS/LOST	(\$6,000.00)	\$0.00	(\$733.53)	12.2%	(\$5,266.47)
TOTAL (REV LESS EXP)	(\$520,596.00)	(\$36,333.10)	(\$456,473.36)	90.6%	(\$64,122.64)



**REVENUES AND EXPENSES TO
DATE – INFORMATION ONLY**

Park & Recreation Budget



City of Independence
Budget Report
 Parks & Recreation as of 5/22/2026

Percent of Fiscal YTD 91.6 %

2026 REVENUE REPORT

	Budget Estimate	MTD Balance	YTD Balance	% Rcvd	Balance
001 - GENERAL FUND	\$629,587.00	\$37,914.01	\$644,487.33	102.4%	(\$14,900.33)
41 - LICENSES & PERMITS					
001-432-4180 - ANIMAL LICENSES	\$3,500.00	\$129.40	\$1,196.74	34.2%	\$2,303.26
43 - USE OF MONEY & PROPERTY					
001-430-4310 - RENTS & LEASES	\$200.00	\$0.00	\$0.00	0.0%	\$200.00
001-441-4310 - BATTING CAGE RENTAL	\$4,000.00	\$54.73	\$2,372.00	59.3%	\$1,628.00
001-441-4311 - ROOM RENTAL	\$4,500.00	\$748.71	\$4,323.03	96.1%	\$176.97
001-441-4312 - GOLF RENTAL	\$100.00	\$0.00	\$104.00	104.0%	(\$4.00)
001-443-4310 - RAQUET COURT RENTAL	\$0.00	\$0.00	\$10.00	0.0%	\$10.00
001-443-4311 - ROOM RENTAL	\$5,750.00	\$165.00	\$6,526.77	113.5%	(\$776.77)
001-444-4310 - POOL RENTAL	\$4,149.00	\$0.00	\$4,149.15	100.0%	(\$0.15)
001-445-4310 - CAMPSITE RENTALS	\$75,000.00	\$7,015.72	\$67,295.79	89.7%	\$7,704.21
001-446-4310 - FACILITY RENT	\$2,000.00	\$0.00	\$4,800.00	240.0%	(\$2,800.00)
44 - INTERGOVERNMENTAL					
001-432-4480 - LOCAL GRANTS	\$1,000.00	\$0.00	\$0.00	0.0%	\$1,000.00
45 - CHARGES/FEES					



City of Independence
Budget Report
 Parks & Recreation as of 5/22/2026

Percent of Fiscal YTD 91.6 %

	Budget Estimate	MTD Balance	YTD Balance	% Rcvd	Balance
001-441-4500 - FEES - DAILY ADMISSIONS	\$3,000.00	\$52.84	\$4,875.60	162.5%	(\$1,875.60)
001-441-4501 - FEES - MEMBERSHIP PASSES	\$45,000.00	\$0.00	\$62,183.94	138.2%	(\$17,183.94)
001-441-4503 - FEES - FITNESS CLASSES	\$3,000.00	\$0.00	\$438.00	14.6%	\$2,562.00
001-441-4550 - FEES - TAE KWON DO	\$4,500.00	\$149.64	\$4,472.44	99.4%	\$27.56
001-441-4551 - FEES - CLINICS	\$1,750.00	\$0.00	\$153.78	8.8%	\$1,596.22
001-441-4552 - FEES - LEAGUE	\$50,000.00	\$13,809.38	\$111,928.20	223.9%	(\$61,928.20)
001-441-4554 - FEES - GAMES	\$400.00	\$0.00	\$135.00	33.8%	\$265.00
001-442-4502 - FEES - FOOTBALL	\$12,000.00	\$0.00	\$13,276.44	110.6%	(\$1,276.44)
001-442-4503 - FEES - AEROBICS/ADULT FITNESS	\$2,000.00	\$0.00	\$2,090.00	104.5%	(\$90.00)
001-442-4504 - FEES - INDOOR PROGRAMMING	\$850.00	\$0.00	\$400.56	47.1%	\$449.44
001-442-4552 - FEES - LITTLE LEAGUE	\$28,000.00	\$990.39	\$25,278.25	90.3%	\$2,721.75
001-442-4553 - FEES - MILLENNIUM CLASSES	\$200.00	\$0.00	\$0.00	0.0%	\$200.00
001-442-4555 - FEES - MARTIAL ARTS	\$200.00	\$0.00	\$0.00	0.0%	\$200.00
001-442-4556 - FEES - SOCCER	\$1,500.00	\$0.00	\$586.36	39.1%	\$913.64
001-442-4557 - FEES - BASKETBALL	\$3,100.00	\$0.00	\$932.15	30.1%	\$2,167.85
001-442-4559 - FEES - TENNIS LESSONS	\$100.00	\$0.00	\$0.00	0.0%	\$100.00
001-443-4500 - FEES - DAILY ADMISSIONS	\$10,500.00	\$269.70	\$9,347.93	89.0%	\$1,152.07
001-443-4501 - FEES - MEMBERSHIP PASSES	\$40,000.00	\$1,794.16	\$44,779.92	111.9%	(\$4,779.92)
001-444-4500 - FEES - DAILY POOL ADMISSIONS	\$35,000.00	\$0.00	\$23,154.81	66.2%	\$11,845.19



City of Independence
Budget Report
 Parks & Recreation as of 5/22/2026

Percent of Fiscal YTD 91.6 %

	Budget Estimate	MTD Balance	YTD Balance	% Rcvd	Balance
001-444-4501 - FEES - POOL SEASON PASSES	\$35,000.00	\$927.53	\$7,531.46	21.5%	\$27,468.54
001-444-4507 - FEES - WATER AEROBICS	\$150.00	\$0.00	\$0.00	0.0%	\$150.00
001-444-4508 - FEES - TEAMS & LESSONS	\$12,500.00	\$900.04	\$14,735.35	117.9%	(\$2,235.35)
001-446-4509 - FEES - TOURNAMENTS	\$37,500.00	\$2,175.00	\$34,662.00	92.4%	\$2,838.00
001-446-4552 - LEAGUE FEES	\$15,692.00	\$0.00	\$15,692.90	100.0%	(\$0.90)
47 - MISCELLANEOUS REVENUE					
001-430-4705 - DONATIONS	\$64,620.00	\$0.00	\$61,463.95	95.1%	\$3,156.05
001-430-4710 - REIMBURSEMENTS	\$700.00	\$0.00	\$170.00	24.3%	\$530.00
001-430-4755 - CONCESSIONS - PARKS	\$50.00	\$0.00	\$0.00	0.0%	\$50.00
001-431-4705 - PRIVATE SOURCE CONTRIB	\$1,150.00	\$0.00	\$2,500.00	217.4%	(\$1,350.00)
001-432-4706 - DONATIONS	\$50.00	\$0.00	\$37.00	74.0%	\$13.00
001-440-4705 - DONATIONS	\$750.00	\$0.00	\$75.00	10.0%	\$675.00
001-441-4705 - DONATIONS/OTHER	\$100.00	\$0.00	\$4,315.53	4,315...	(\$4,215.53)
001-441-4755 - CONCESSIONS - RIVER'S EDGE	\$3,000.00	\$0.00	\$3,135.99	104.5%	(\$135.99)
001-442-4705 - DONATIONS/OTHER	\$150.00	\$0.00	\$375.00	250.0%	(\$225.00)
001-443-4705 - DONATIONS/OTHER	\$250.00	\$0.00	\$35.00	14.0%	\$215.00
001-443-4755 - CONCESSIONS - FALCON CIVIC CTR	\$3,500.00	\$223.70	\$2,516.25	71.9%	\$983.75
001-444-4705 - DONATIONS/OTHER	\$500.00	\$0.00	\$0.00	0.0%	\$500.00
001-444-4711 - REIMBURSEMENT	\$426.00	\$0.00	\$426.17	100.0%	(\$0.17)



City of Independence
Budget Report
 Parks & Recreation as of 5/22/2026

Percent of Fiscal YTD 91.6 %

	Budget Estimate	MTD Balance	YTD Balance	% Rcvd	Balance
001-444-4760 - CONCESSIONS - POOL	\$32,000.00	\$0.00	\$19,618.57	61.3%	\$12,381.43
001-445-4755 - CONCESSIONS - RV PARK	\$100.00	\$0.00	\$0.00	0.0%	\$100.00
001-446-4700 - PUBLIC SOURCE CONTRIB	\$2,500.00	\$0.00	\$0.00	0.0%	\$2,500.00
001-446-4705 - DONATIONS	\$100.00	\$0.00	\$3,575.00	3,575...	(\$3,475.00)
001-446-4755 - CONCESSIONS - BALL COMPLEX	\$75,000.00	\$8,508.07	\$73,561.60	98.1%	\$1,438.40
001-450-4705 - PRIVATE SOURCE CONTRIB	\$2,500.00	\$0.00	\$5,249.70	210.0%	(\$2,749.70)
043 - PARKS REPLACEMENT FUND	\$0.00	\$0.00	\$991.63	0.0%	\$991.63
43 - USE OF MONEY & PROPERTY					
043-446-4300 - INTEREST	\$0.00	\$0.00	\$991.63	0.0%	\$991.63
304 - PARKS & REC PROJECTS	\$61,610.00	\$0.00	\$67,810.00	110.1%	(\$6,200.00)
47 - MISCELLANEOUS REVENUE					
304-446-4705 - DONATIONS-COMPLEX TURF	\$61,610.00	\$0.00	\$67,810.00	110.1%	(\$6,200.00)
323 - CAP OUTLAY SAVINGS/LOST	\$133,315.00	\$0.00	\$134,724.03	101.1%	(\$1,409.03)
43 - USE OF MONEY & PROPERTY					
323-430-4300 - INTEREST	\$0.00	\$0.00	\$408.97	0.0%	\$408.97
47 - MISCELLANEOUS REVENUE					
323-446-4705 - PRIVATE DONATIONS	\$0.00	\$0.00	\$1,000.00	0.0%	\$1,000.00
48 - OTHER FINANCING SOURCES					
323-430-4820 - PROCEEDS FROM DEBT/LOAN	\$132,500.00	\$0.00	\$132,500.00	100.0%	\$0.00



City of Independence
Budget Report
 Parks & Recreation as of 5/22/2026

Percent of Fiscal YTD 91.6 %

	Budget Estimate	MTD Balance	YTD Balance	% Rcvd	Balance
323-441-4810 - SALE OF PERSONAL PROPERTY	\$815.00	\$0.00	\$815.06	100.0%	(\$0.06)
TOTAL REVENUE	\$824,512.00	\$37,914.01	\$848,012.99	102.9%	(\$23,500.99)

2026 EXPENSE REPORT

	Budget Estimate	MTD Balance	YTD Balance	% Expd	Unexpended
001 - GENERAL FUND	\$1,349,327.00	\$59,988.88	\$1,148,934.07	85.1%	\$200,392.93
430 - PARKS	\$391,184.00	\$10,650.48	\$320,057.72	81.8%	\$71,126.28
60 - SALARIES AND WAGES	\$174,601.00	\$7,540.88	\$154,573.48	88.5%	\$20,027.52
001-430-6010 - SALARIES - FULL-TIME	\$124,749.00	\$4,692.00	\$107,495.00	86.2%	\$17,254.00
001-430-6020 - SALARIES - PART-TIME	\$30,000.00	\$2,848.88	\$28,488.67	95.0%	\$1,511.33
001-430-6030 - HOURLY WAGES - TEMPORARY	\$16,500.00	\$0.00	\$14,547.39	88.2%	\$1,952.61
001-430-6040 - WAGES - OVERTIME	\$3,352.00	\$0.00	\$4,042.42	120.6%	(\$690.42)
61 - EMPLOYEE BENEFITS & COSTS	\$2,600.00	\$100.00	\$2,350.24	90.4%	\$249.76
001-430-6143 - ICMA RC - CITY SHARE	\$2,000.00	\$100.00	\$1,800.24	90.0%	\$199.76
001-430-6184 - CELL PHONE ALLOWANCES	\$600.00	\$0.00	\$550.00	91.7%	\$50.00
63 - REPAIR, MAINT & UTILITIES	\$102,020.00	\$2,360.85	\$93,475.09	91.6%	\$8,544.91
001-430-6310 - BUILDING MAINT & REPAIR	\$2,000.00	\$67.74	\$3,692.13	184.6%	(\$1,692.13)



City of Independence
Budget Report
 Parks & Recreation as of 5/22/2026

Percent of Fiscal YTD 91.6 %

	Budget Estimate	MTD Balance	YTD Balance	% Expd	Unexpended
001-430-6320 - GROUNDS MAINT/BEAUTIFICATION	\$69,620.00	\$1,250.62	\$68,538.91	98.4%	\$1,081.09
001-430-6331 - VEHICLE OPERATIONS	\$8,500.00	\$277.22	\$8,886.08	104.5%	(\$386.08)
001-430-6332 - VEHICLE REPAIRS	\$12,500.00	\$112.19	\$4,340.88	34.7%	\$8,159.12
001-430-6371 - ELECTRIC/GAS UTILITIES	\$8,800.00	\$622.87	\$7,689.82	87.4%	\$1,110.18
001-430-6373 - COMMUNICATIONS ...	\$600.00	\$30.21	\$327.27	54.5%	\$272.73
64 - CONTRACTUAL SERVICES	\$104,163.00	\$0.00	\$58,533.18	56.2%	\$45,629.82
001-430-6408 - PROPERTY & CASUALTY ...	\$96,663.00	\$0.00	\$52,414.43	54.2%	\$44,248.57
001-430-6499 - CONTRACTUAL SERVICES	\$7,500.00	\$0.00	\$6,118.75	81.6%	\$1,381.25
65 - COMMODITIES	\$7,800.00	\$648.75	\$11,125.73	142.6%	(\$3,325.73)
001-430-6504 - MINOR EQUIPMENT PURCH	\$5,000.00	\$0.00	\$5,625.81	112.5%	(\$625.81)
001-430-6507 - OPERATING SUPPLIES	\$2,250.00	\$648.75	\$3,804.30	169.1%	(\$1,554.30)
001-430-6510 - SPECIAL & SAFETY SUPPLIES	\$550.00	\$0.00	\$1,695.62	308.3%	(\$1,145.62)
431 - FORESTRY/GREENHOUSE	\$6,900.00	\$995.10	\$9,584.36	138.9%	(\$2,684.36)
60 - SALARIES AND WAGES	\$4,000.00	\$0.00	\$6,499.59	162.5%	(\$2,499.59)
001-431-6020 - SALARIES - PART-TIME	\$4,000.00	\$0.00	\$0.00	0.0%	\$4,000.00
001-431-6030 - HOURLY WAGES - TEMPORARY	\$0.00	\$0.00	\$6,400.78	6,400...	\$6,400.78
001-431-6040 - WAGES - OVERTIME	\$0.00	\$0.00	\$98.81	98.8%	\$98.81
63 - REPAIR, MAINT & UTILITIES	\$2,500.00	\$995.10	\$2,986.51	119.5%	(\$486.51)
001-431-6310 - BUILDING REPAIR/MAINT	\$250.00	\$0.00	\$0.00	0.0%	\$250.00



City of Independence
Budget Report
 Parks & Recreation as of 5/22/2026

Percent of Fiscal YTD 91.6 %

	Budget Estimate	MTD Balance	YTD Balance	% Expd	Unexpended
001-431-6320 - PARK GROUNDS DEVELOPMENT	\$1,500.00	\$995.10	\$1,506.25	100.4%	(\$6.25)
001-431-6331 - VEHICLE OPERATIONS	\$750.00	\$0.00	\$1,480.26	197.4%	(\$730.26)
65 - COMMODITIES	\$400.00	\$0.00	\$98.26	24.6%	\$301.74
001-431-6504 - MINOR EQUIPMENT	\$300.00	\$0.00	\$59.98	20.0%	\$240.02
001-431-6507 - OPERATING SUPPLIES	\$100.00	\$0.00	\$38.28	38.3%	\$61.72
432 - DOG PARK	\$2,250.00	\$0.00	\$1,028.74	45.7%	\$1,221.26
63 - REPAIR, MAINT & UTILITIES	\$2,000.00	\$0.00	\$597.94	29.9%	\$1,402.06
001-432-6320 - GROUNDS MAINT & REPAIR	\$2,000.00	\$0.00	\$597.94	29.9%	\$1,402.06
65 - COMMODITIES	\$250.00	\$0.00	\$430.80	172.3%	(\$180.80)
001-432-6507 - OPERATING SUPPLIES	\$250.00	\$0.00	\$430.80	172.3%	(\$180.80)
440 - RECREATION - OPERATING	\$315,776.00	\$13,931.68	\$245,603.06	77.8%	\$70,172.94
60 - SALARIES AND WAGES	\$283,551.00	\$11,748.00	\$215,035.57	75.8%	\$68,515.43
001-440-6010 - SALARIES - FULL-TIME	\$256,551.00	\$10,272.00	\$200,301.31	78.1%	\$56,249.69
001-440-6020 - SALARIES - PART-TIME	\$22,000.00	\$1,476.00	\$12,255.75	55.7%	\$9,744.25
001-440-6040 - WAGES - OVERTIME	\$5,000.00	\$0.00	\$2,478.51	49.6%	\$2,521.49
61 - EMPLOYEE BENEFITS & COSTS	\$6,400.00	\$200.00	\$5,400.00	84.4%	\$1,000.00
001-440-6143 - ICMA RC - CITY SHARE	\$4,000.00	\$200.00	\$3,600.00	90.0%	\$400.00
001-440-6184 - CELL PHONE ALLOWANCES	\$2,400.00	\$0.00	\$1,800.00	75.0%	\$600.00
62 - STAFF DEVELOPMENT	\$850.00	\$57.00	\$1,140.98	134.2%	(\$290.98)



City of Independence
Budget Report
 Parks & Recreation as of 5/22/2026

Percent of Fiscal YTD 91.6 %

	Budget Estimate	MTD Balance	YTD Balance	% Expd	Unexpended
001-440-6210 - DUES & MEMBERSHIPS	\$250.00	\$0.00	\$895.00	358.0%	(\$645.00)
001-440-6220 - EDUCATIONAL MATERIAL	\$100.00	\$0.00	\$80.87	80.9%	\$19.13
001-440-6230 - TRAINING IN HOUSE	\$250.00	\$57.00	\$165.11	66.0%	\$84.89
001-440-6240 - MTGS/CONFERENCES/MILES	\$250.00	\$0.00	\$0.00	0.0%	\$250.00
63 - REPAIR, MAINT & UTILITIES	\$6,500.00	\$153.02	\$1,226.92	18.9%	\$5,273.08
001-440-6331 - VEHICLE OPERATIONS	\$6,500.00	\$153.02	\$1,226.92	18.9%	\$5,273.08
64 - CONTRACTUAL SERVICES	\$16,575.00	\$991.91	\$18,442.92	111.3%	(\$1,867.92)
001-440-6402 - ADVERTISING	\$275.00	\$0.00	\$0.00	0.0%	\$275.00
001-440-6412 - MEDICAL/WELLNESS EXPENSE	\$250.00	\$0.00	\$273.00	109.2%	(\$23.00)
001-440-6414 - PRINTING & PUBLISHING	\$2,500.00	\$0.00	\$2,442.00	97.7%	\$58.00
001-440-6418 - SALES TAX	\$13,500.00	\$991.91	\$15,727.92	116.5%	(\$2,227.92)
001-440-6499 - CONTRACTUAL SERVICES	\$50.00	\$0.00	\$0.00	0.0%	\$50.00
65 - COMMODITIES	\$1,900.00	\$781.75	\$4,356.67	229.3%	(\$2,456.67)
001-440-6506 - OFFICE SUPPLIES	\$500.00	\$345.22	\$2,256.04	451.2%	(\$1,756.04)
001-440-6508 - POSTAGE & SHIPPING	\$1,400.00	\$436.53	\$2,100.63	150.0%	(\$700.63)
441 - RECREATION - RIVER'S EDGE	\$89,662.00	\$3,358.21	\$134,211.47	149.7%	(\$44,549.47)
60 - SALARIES AND WAGES	\$14,712.00	\$433.06	\$21,370.35	145.3%	(\$6,658.35)
001-441-6020 - SALARIES - PART-TIME	\$13,462.00	\$433.06	\$20,376.95	151.4%	(\$6,914.95)
001-441-6030 - HOURLY WAGES - TEMPORARY	\$1,250.00	\$0.00	\$776.64	62.1%	\$473.36



City of Independence
Budget Report
 Parks & Recreation as of 5/22/2026

Percent of Fiscal YTD 91.6 %

	Budget Estimate	MTD Balance	YTD Balance	% Expd	Unexpended
001-441-6040 - WAGES - OVERTIME	\$0.00	\$0.00	\$216.76	216.8%	\$216.76
63 - REPAIR, MAINT & UTILITIES	\$22,400.00	\$669.65	\$22,772.47	101.7%	(\$372.47)
001-441-6310 - BUILDING MAINT & REPAIR	\$3,500.00	\$125.22	\$8,460.79	241.7%	(\$4,960.79)
001-441-6320 - GROUNDS MAINT & REPAIR	\$400.00	\$0.00	-\$61.64	-15.4%	\$461.64
001-441-6350 - OPERATIONAL EQUIPMENT REPAIR	\$1,500.00	\$0.00	\$0.00	0.0%	\$1,500.00
001-441-6371 - ELECTRIC/GAS UTILITIES	\$15,750.00	\$525.38	\$13,605.92	86.4%	\$2,144.08
001-441-6373 - COMMUNICATIONS ...	\$1,250.00	\$19.05	\$767.40	61.4%	\$482.60
64 - CONTRACTUAL SERVICES	\$8,550.00	\$192.50	\$7,443.61	87.1%	\$1,106.39
001-441-6402 - ADVERTISING	\$250.00	\$0.00	\$0.00	0.0%	\$250.00
001-441-6409 - JANITORIAL	\$2,500.00	\$192.50	\$2,082.50	83.3%	\$417.50
001-441-6494 - CONTRACT-TAE KWON DO ...	\$3,000.00	\$0.00	\$4,521.11	150.7%	(\$1,521.11)
001-441-6495 - CONTRACT-CAMP/CLINIC PAY	\$1,250.00	\$0.00	\$840.00	67.2%	\$410.00
001-441-6496 - CONTRACT-ADULT FITNESS ...	\$1,500.00	\$0.00	\$0.00	0.0%	\$1,500.00
001-441-6498 - REFUNDS	\$50.00	\$0.00	\$0.00	0.0%	\$50.00
65 - COMMODITIES	\$44,000.00	\$2,063.00	\$82,625.04	187.8%	(\$38,625.04)
001-441-6503 - CONCESSIONS SUPPLIES	\$2,250.00	\$0.00	\$1,472.02	65.4%	\$777.98
001-441-6504 - MINOR EQUIPMENT	\$1,750.00	\$0.00	\$2,794.97	159.7%	(\$1,044.97)
001-441-6507 - OPERATING SUPPLIES	\$40,000.00	\$2,063.00	\$78,358.05	195.9%	(\$38,358.05)
442 - RECREATION - OUTDOOR	\$73,150.00	\$554.59	\$42,394.17	58.0%	\$30,755.83



City of Independence
Budget Report
 Parks & Recreation as of 5/22/2026

Percent of Fiscal YTD 91.6 %

	Budget Estimate	MTD Balance	YTD Balance	% Expd	Unexpended
64 - CONTRACTUAL SERVICES	\$17,000.00	\$0.00	\$2,088.00	12.3%	\$14,912.00
001-442-6493 - CONTRACT-LITTLE LEAGUE UMPIRE	\$15,000.00	\$0.00	\$0.00	0.0%	\$15,000.00
001-442-6496 - CONTRACT-ADULT FITNESS ...	\$2,000.00	\$0.00	\$2,088.00	104.4%	(\$88.00)
65 - COMMODITIES	\$56,150.00	\$554.59	\$40,306.17	71.8%	\$15,843.83
001-442-6505 - RECREATIONAL EQUIPMENT	\$7,500.00	\$160.77	\$8,231.47	109.8%	(\$731.47)
001-442-6507 - OPERATING SUPPLIES - LITTLE LE	\$35,000.00	\$124.82	\$20,343.06	58.1%	\$14,656.94
001-442-6512 - OPERATING SUPPLIES - BASKETBAL	\$2,300.00	\$0.00	\$405.00	17.6%	\$1,895.00
001-442-6514 - OPERATING SUPPLIES - FOOTBALL	\$7,500.00	\$0.00	\$7,087.34	94.5%	\$412.66
001-442-6515 - OPERATING SUPPLIES - SOCCER	\$400.00	\$0.00	\$199.80	50.0%	\$200.20
001-442-6516 - OPERATING SUPPLIES - ADULT EVE	\$100.00	\$0.00	\$0.00	0.0%	\$100.00
001-442-6598 - REFUNDS	\$350.00	\$125.00	\$953.50	272.4%	(\$603.50)
001-442-6599 - AWARDS & TROPHIES	\$3,000.00	\$144.00	\$3,086.00	102.9%	(\$86.00)
443 - RECREATION - FALCON CIVIC	\$105,085.00	\$6,523.03	\$111,614.66	106.2%	(\$6,529.66)
60 - SALARIES AND WAGES	\$28,435.00	\$1,135.01	\$39,595.84	139.3%	(\$11,160.84)
001-443-6020 - SALARIES - PART-TIME	\$27,500.00	\$877.63	\$38,477.39	139.9%	(\$10,977.39)
001-443-6030 - HOURLY WAGES - TEMPORARY	\$935.00	\$257.38	\$982.51	105.1%	(\$47.51)
001-443-6040 - WAGES - OVERTIME	\$0.00	\$0.00	\$135.94	135.9%	\$135.94
63 - REPAIR, MAINT & UTILITIES	\$38,950.00	\$2,419.85	\$40,785.48	104.7%	(\$1,835.48)
001-443-6310 - BUILDING MAINT & REPAIR	\$6,500.00	\$398.89	\$5,974.97	91.9%	\$525.03



City of Independence
Budget Report
 Parks & Recreation as of 5/22/2026

Percent of Fiscal YTD 91.6 %

	Budget Estimate	MTD Balance	YTD Balance	% Expd	Unexpended
001-443-6320 - GROUNDS MAINT & REPAIR	\$700.00	\$7.99	\$270.85	38.7%	\$429.15
001-443-6350 - OPERATIONAL EQUIPMENT REPAIR	\$4,250.00	\$405.00	\$8,076.93	190.0%	(\$3,826.93)
001-443-6371 - ELECTRIC/GAS UTILITIES	\$25,500.00	\$1,412.81	\$24,853.26	97.5%	\$646.74
001-443-6373 - COMMUNICATIONS ...	\$2,000.00	\$195.16	\$1,609.47	80.5%	\$390.53
64 - CONTRACTUAL SERVICES	\$31,750.00	\$2,823.95	\$25,925.51	81.7%	\$5,824.49
001-443-6409 - JANITORIAL	\$28,500.00	\$2,250.00	\$24,750.00	86.8%	\$3,750.00
001-443-6499 - CONTRACTUAL SERVICES	\$3,250.00	\$573.95	\$1,175.51	36.2%	\$2,074.49
65 - COMMODITIES	\$5,950.00	\$144.22	\$5,307.83	89.2%	\$642.17
001-443-6503 - CONCESSIONS SUPPLIES	\$2,200.00	\$0.00	\$1,075.99	48.9%	\$1,124.01
001-443-6506 - OFFICE SUPPLIES	\$1,000.00	\$0.00	\$428.12	42.8%	\$571.88
001-443-6507 - OPERATING SUPPLIES	\$2,000.00	\$144.22	\$3,429.72	171.5%	(\$1,429.72)
001-443-6510 - SAFETY SUPPLIES	\$500.00	\$0.00	\$99.00	19.8%	\$401.00
001-443-6598 - REFUNDS	\$250.00	\$0.00	\$275.00	110.0%	(\$25.00)
444 - RECREATION - SWIMMING POOL	\$179,800.00	\$1,992.76	\$126,324.80	70.3%	\$53,475.20
60 - SALARIES AND WAGES	\$85,000.00	\$0.00	\$55,254.41	65.0%	\$29,745.59
001-444-6030 - HOURLY WAGES - TEMPORARY	\$85,000.00	\$0.00	\$55,254.41	65.0%	\$29,745.59
62 - STAFF DEVELOPMENT	\$0.00	\$0.00	\$599.00	599.0%	\$599.00
001-444-6210 - SWIM TEAM MEMBERSHIP DUES	\$0.00	\$0.00	\$599.00	599.0%	\$599.00
63 - REPAIR, MAINT & UTILITIES	\$37,000.00	\$1,281.02	\$26,658.03	72.0%	\$10,341.97



City of Independence
Budget Report
 Parks & Recreation as of 5/22/2026

Percent of Fiscal YTD 91.6 %

	Budget Estimate	MTD Balance	YTD Balance	% Expd	Unexpended
001-444-6310 - BUILDING MAINT & REPAIR	\$7,650.00	\$866.20	\$2,214.11	28.9%	\$5,435.89
001-444-6320 - GROUNDS MAINT & REPAIR	\$2,500.00	\$0.00	\$2,021.97	80.9%	\$478.03
001-444-6371 - ELECTRIC/GAS UTILITIES	\$23,000.00	\$414.82	\$21,921.97	95.3%	\$1,078.03
001-444-6372 - GARBAGE/RECYCLING	\$3,750.00	\$0.00	\$462.18	12.3%	\$3,287.82
001-444-6373 - COMMUNICATIONS ...	\$100.00	\$0.00	\$37.80	37.8%	\$62.20
64 - CONTRACTUAL SERVICES	\$4,850.00	\$0.00	\$4,168.50	85.9%	\$681.50
001-444-6413 - PAYMENTS TO OTHER AGENCIES	\$600.00	\$0.00	\$568.50	94.8%	\$31.50
001-444-6499 - CONTRACT-COACHES & ...	\$4,250.00	\$0.00	\$3,600.00	84.7%	\$650.00
65 - COMMODITIES	\$52,950.00	\$711.74	\$39,644.86	74.9%	\$13,305.14
001-444-6501 - CHEMICALS	\$17,500.00	\$0.00	\$16,434.54	93.9%	\$1,065.46
001-444-6503 - CONCESSIONS SUPPLIES	\$30,000.00	\$711.74	\$18,199.49	60.7%	\$11,800.51
001-444-6507 - OPERATING SUPPLIES	\$4,500.00	\$0.00	\$4,820.83	107.1%	(\$320.83)
001-444-6598 - REFUNDS	\$200.00	\$0.00	\$190.00	95.0%	\$10.00
001-444-6599 - AWARDS & TROPHIES	\$750.00	\$0.00	\$0.00	0.0%	\$750.00
445 - RECREATION - RV PARK	\$42,550.00	\$2,061.28	\$27,725.42	65.2%	\$14,824.58
63 - REPAIR, MAINT & UTILITIES	\$39,000.00	\$2,061.28	\$24,644.15	63.2%	\$14,355.85
001-445-6310 - BUILDING MAINT & REPAIR	\$2,000.00	\$535.88	\$1,879.09	94.0%	\$120.91
001-445-6320 - GROUNDS MAINT & REPAIR	\$1,950.00	\$18.99	\$5,092.07	261.1%	(\$3,142.07)
001-445-6371 - ELECTRIC/GAS UTILITIES	\$27,500.00	\$1,361.25	\$15,805.15	57.5%	\$11,694.85



City of Independence
Budget Report
 Parks & Recreation as of 5/22/2026

Percent of Fiscal YTD 91.6 %

	Budget Estimate	MTD Balance	YTD Balance	% Expd	Unexpended
001-445-6372 - GARBAGE/RECYCLING	\$7,000.00	\$0.00	\$611.02	8.7%	\$6,388.98
001-445-6373 - COMMUNICATIONS ...	\$550.00	\$145.16	\$1,256.82	228.5%	(\$706.82)
64 - CONTRACTUAL SERVICES	\$3,000.00	\$0.00	\$2,400.00	80.0%	\$600.00
001-445-6499 - CONTRACT-RV HOST	\$3,000.00	\$0.00	\$2,400.00	80.0%	\$600.00
65 - COMMODITIES	\$550.00	\$0.00	\$681.27	123.9%	(\$131.27)
001-445-6503 - CONCESSIONS SUPPLIES	\$50.00	\$0.00	\$0.00	0.0%	\$50.00
001-445-6506 - OFFICE SUPPLIES	\$300.00	\$0.00	\$681.27	227.1%	(\$381.27)
001-445-6598 - REFUNDS	\$200.00	\$0.00	\$0.00	0.0%	\$200.00
446 - RECREATION - COMPLEX	\$129,950.00	\$19,370.50	\$123,266.18	94.9%	\$6,683.82
60 - SALARIES AND WAGES	\$32,000.00	\$1,820.82	\$17,289.35	54.0%	\$14,710.65
001-446-6020 - SALARIES - PART-TIME	\$17,500.00	\$1,019.13	\$9,116.33	52.1%	\$8,383.67
001-446-6030 - HOURLY WAGES - TEMPORARY	\$13,500.00	\$801.69	\$7,376.33	54.6%	\$6,123.67
001-446-6040 - WAGES - OVERTIME	\$1,000.00	\$0.00	\$796.69	79.7%	\$203.31
63 - REPAIR, MAINT & UTILITIES	\$18,950.00	\$2,978.48	\$17,789.82	93.9%	\$1,160.18
001-446-6310 - BUILDING MAINT & REPAIR	\$3,000.00	\$262.46	\$3,016.25	100.5%	(\$16.25)
001-446-6320 - GROUNDS MAINT & REPAIR	\$7,500.00	\$2,083.46	\$9,725.23	129.7%	(\$2,225.23)
001-446-6331 - VEHICLE OPERATIONS	\$950.00	\$11.05	\$127.90	13.5%	\$822.10
001-446-6371 - ELECTRIC/GAS UTILITIES	\$4,000.00	\$621.51	\$4,503.58	112.6%	(\$503.58)
001-446-6372 - GARBAGE/RECYCLING	\$3,500.00	\$0.00	\$416.86	11.9%	\$3,083.14



City of Independence
Budget Report
 Parks & Recreation as of 5/22/2026

Percent of Fiscal YTD 91.6 %

	Budget Estimate	MTD Balance	YTD Balance	% Expd	Unexpended
64 - CONTRACTUAL SERVICES	\$25,000.00	\$4,970.00	\$37,870.00	151.5%	(\$12,870.00)
001-446-6499 - CONTRACT-TOURNAMENT ...	\$25,000.00	\$4,970.00	\$37,870.00	151.5%	(\$12,870.00)
65 - COMMODITIES	\$54,000.00	\$9,601.20	\$50,317.01	93.2%	\$3,682.99
001-446-6503 - MERCHANDISE FOR RESALE	\$47,500.00	\$9,431.67	\$42,947.89	90.4%	\$4,552.11
001-446-6504 - MINOR EQUIPMENT	\$2,000.00	\$0.00	\$7.99	0.4%	\$1,992.01
001-446-6507 - OPERATING SUPPLIES	\$3,800.00	\$169.53	\$2,821.13	74.2%	\$978.87
001-446-6511 - ADULT SOFTBALL	\$500.00	\$0.00	\$500.00	100.0%	\$0.00
001-446-6598 - REFUNDS	\$200.00	\$0.00	\$4,040.00	2,020...	(\$3,840.00)
450 - CEMETERY	\$13,020.00	\$551.25	\$7,123.49	54.7%	\$5,896.51
60 - SALARIES AND WAGES	\$6,970.00	\$551.25	\$5,600.39	80.3%	\$1,369.61
001-450-6030 - HOURLY WAGES - TEMPORARY	\$6,970.00	\$551.25	\$5,600.39	80.3%	\$1,369.61
63 - REPAIR, MAINT & UTILITIES	\$2,700.00	\$0.00	\$1,505.60	55.8%	\$1,194.40
001-450-6310 - BUILDING MAINT & REPAIR	\$250.00	\$0.00	\$0.00	0.0%	\$250.00
001-450-6320 - GROUNDS MAINT & REPAIR	\$1,250.00	\$0.00	\$1,102.04	88.2%	\$147.96
001-450-6331 - VEHICLE OPERATIONS	\$1,000.00	\$0.00	\$403.56	40.4%	\$596.44
001-450-6371 - ELECTRIC/GAS UTILITIES	\$200.00	\$0.00	\$0.00	0.0%	\$200.00
64 - CONTRACTUAL SERVICES	\$1,750.00	\$0.00	\$0.00	0.0%	\$1,750.00
001-450-6499 - OTHER CONTRACTUAL SERV	\$1,750.00	\$0.00	\$0.00	0.0%	\$1,750.00
65 - COMMODITIES	\$1,600.00	\$0.00	\$17.50	1.1%	\$1,582.50



City of Independence
Budget Report
 Parks & Recreation as of 5/22/2026

Percent of Fiscal YTD 91.6 %

	Budget Estimate	MTD Balance	YTD Balance	% Expd	Unexpended
001-450-6504 - MINOR EQUIPMENT	\$100.00	\$0.00	\$0.00	0.0%	\$100.00
001-450-6507 - OPERATING SUPPLIES	\$1,500.00	\$0.00	\$17.50	1.2%	\$1,482.50
112 - EMPLOYEE BENEFITS	\$240,637.00	\$12,581.52	\$157,776.12	65.6%	\$82,860.88
430 - PARKS	\$87,615.00	\$4,628.43	\$59,190.81	67.6%	\$28,424.19
61 - EMPLOYEE BENEFITS & COSTS	\$87,615.00	\$4,628.43	\$59,190.81	67.6%	\$28,424.19
112-430-6110 - FICA - CITY CONTRIBUTION	\$13,357.00	\$561.43	\$11,547.34	86.5%	\$1,809.66
112-430-6130 - IPERS - CITY/PAKRS	\$16,483.00	\$1,041.62	\$13,545.86	82.2%	\$2,937.14
112-430-6131 - WORK COMP/PARKS	\$6,768.00	\$0.00	\$1,615.58	23.9%	\$5,152.42
112-430-6150 - GROUP INSURANCE BEN/PARKS	\$35,269.00	\$2,862.40	\$30,512.76	86.5%	\$4,756.24
112-430-6154 - EMPLOYEE SELF-FUND INS ...	\$15,738.00	\$162.98	\$1,969.27	12.5%	\$13,768.73
431 - FORESTRY/GREENHOUSE	\$684.00	\$0.00	\$610.06	89.2%	\$73.94
61 - EMPLOYEE BENEFITS & COSTS	\$684.00	\$0.00	\$610.06	89.2%	\$73.94
112-431-6110 - FICA - FORESTRY	\$306.00	\$0.00	\$497.21	162.5%	(\$191.21)
112-431-6130 - IPERS - CITY/FORESTRY	\$378.00	\$0.00	\$112.85	29.9%	\$265.15
440 - RECREATION - OPERATING	\$129,656.00	\$7,363.07	\$82,578.31	63.7%	\$47,077.69
61 - EMPLOYEE BENEFITS & COSTS	\$129,656.00	\$7,363.07	\$82,578.31	63.7%	\$47,077.69
112-440-6110 - FICA - CITY/REC	\$21,692.00	\$873.18	\$15,890.74	73.3%	\$5,801.26
112-440-6130 - IPERS - CITY/REC	\$26,768.00	\$2,241.99	\$19,725.93	73.7%	\$7,042.07
112-440-6131 - WORK COMP/REC	\$175.00	\$0.00	\$43.31	24.7%	\$131.69



City of Independence
Budget Report
 Parks & Recreation as of 5/22/2026

Percent of Fiscal YTD 91.6 %

	Budget Estimate	MTD Balance	YTD Balance	% Expd	Unexpended
112-440-6150 - GROUP INSURANCE BEN/REC	\$60,739.00	\$3,581.89	\$38,355.94	63.1%	\$22,383.06
112-440-6154 - EMPLOYEE SELF-FUND INS ...	\$20,282.00	\$666.01	\$8,562.39	42.2%	\$11,719.61
441 - RECREATION - RIVER'S EDGE	\$2,515.00	\$47.76	\$2,906.43	115.6%	(\$391.43)
61 - EMPLOYEE BENEFITS & COSTS	\$2,515.00	\$47.76	\$2,906.43	115.6%	(\$391.43)
112-441-6110 - FICA - CITY/RIV EDGE	\$1,126.00	\$33.13	\$1,634.87	145.2%	(\$508.87)
112-441-6130 - IPERS - CITY/RIV EDGE	\$1,389.00	\$14.63	\$1,271.56	91.5%	\$117.44
443 - RECREATION - FALCON CIVIC	\$4,861.00	\$159.05	\$5,324.91	109.5%	(\$463.91)
61 - EMPLOYEE BENEFITS & COSTS	\$4,861.00	\$159.05	\$5,324.91	109.5%	(\$463.91)
112-443-6110 - FICA - CITY/FCC	\$2,176.00	\$86.84	\$3,029.10	139.2%	(\$853.10)
112-443-6130 - IPERS - CITY/FCC	\$2,685.00	\$72.21	\$2,295.81	85.5%	\$389.19
444 - RECREATION - SWIMMING POO	\$8,645.00	\$6.42	\$4,872.46	56.4%	\$3,772.54
61 - EMPLOYEE BENEFITS & COSTS	\$8,645.00	\$6.42	\$4,872.46	56.4%	\$3,772.54
112-444-6110 - FICA - CITY/POOL	\$6,503.00	\$0.00	\$4,226.95	65.0%	\$2,276.05
112-444-6130 - IPERS - CITY/POOL	\$0.00	\$6.42	\$12.08	12.1%	\$12.08
112-444-6131 - WORK COMP/POOL	\$2,142.00	\$0.00	\$633.43	29.6%	\$1,508.57
446 - RECREATION - COMPLEX	\$5,469.00	\$334.62	\$1,852.26	33.9%	\$3,616.74
61 - EMPLOYEE BENEFITS & COSTS	\$5,469.00	\$334.62	\$1,852.26	33.9%	\$3,616.74
112-446-6110 - FICA - CITY/COMPLEX	\$2,448.00	\$139.27	\$1,322.55	54.0%	\$1,125.45
112-446-6130 - IPERS - CITY/COMPLEX	\$3,021.00	\$195.35	\$529.71	17.5%	\$2,491.29



City of Independence
Budget Report
 Parks & Recreation as of 5/22/2026

Percent of Fiscal YTD 91.6 %

	Budget Estimate	MTD Balance	YTD Balance	% Expd	Unexpended
450 - CEMETERY	\$1,192.00	\$42.17	\$440.88	37.0%	\$751.12
61 - EMPLOYEE BENEFITS & COSTS	\$1,192.00	\$42.17	\$440.88	37.0%	\$751.12
112-450-6110 - FICA - CITY/CEMETERY	\$534.00	\$42.17	\$428.44	80.2%	\$105.56
112-450-6130 - IPERS - CITY/CEMETERY	\$658.00	\$0.00	\$12.44	1.9%	\$645.56
304 - PARKS & REC PROJECTS	\$41,000.00	\$0.00	\$42,098.61	102.7%	(\$1,098.61)
446 - RECREATION - COMPLEX	\$41,000.00	\$0.00	\$42,098.61	102.7%	(\$1,098.61)
64 - CONTRACTUAL SERVICES	\$41,000.00	\$0.00	\$42,098.61	102.7%	(\$1,098.61)
304-446-6499 - CONTRACTUAL-COMPLEX TURF ...	\$41,000.00	\$0.00	\$42,098.61	102.7%	(\$1,098.61)
323 - CAP OUTLAY SAVINGS/LOST	\$246,974.00	\$551.06	\$200,866.34	81.3%	\$46,107.66
430 - PARKS	\$157,500.00	\$551.06	\$134,592.48	85.5%	\$22,907.52
67 - CAPITAL OUTLAY	\$157,500.00	\$551.06	\$134,592.48	85.5%	\$22,907.52
323-430-6727 - PARKS-CAP OUTLAY/EQUIPMENT	\$157,500.00	\$551.06	\$134,592.48	85.5%	\$22,907.52
441 - RECREATION - RIVER'S EDGE	\$4,374.00	\$0.00	\$7,961.51	182.0%	(\$3,587.51)
67 - CAPITAL OUTLAY	\$4,374.00	\$0.00	\$7,961.51	182.0%	(\$3,587.51)
323-441-6727 - RIVERS EDGE-CAP OUTLAY/EQUIP	\$4,374.00	\$0.00	\$7,961.51	182.0%	(\$3,587.51)
443 - RECREATION - FALCON CIVIC	\$47,100.00	\$0.00	\$35,536.18	75.4%	\$11,563.82
67 - CAPITAL OUTLAY	\$47,100.00	\$0.00	\$35,536.18	75.4%	\$11,563.82
323-443-6727 - FCC-CAP OUTLAY/EQUIPMENT	\$47,100.00	\$0.00	\$35,536.18	75.4%	\$11,563.82
446 - RECREATION - COMPLEX	\$38,000.00	\$0.00	\$22,776.17	59.9%	\$15,223.83



City of Independence
Budget Report
 Parks & Recreation as of 5/22/2026

Percent of Fiscal YTD 91.6 %

	Budget Estimate	MTD Balance	YTD Balance	% Expd	Unexpended
67 - CAPITAL OUTLAY	\$38,000.00	\$0.00	\$22,776.17	59.9%	\$15,223.83
323-446-6727 - COMPLEX-CAP ...	\$38,000.00	\$0.00	\$22,776.17	59.9%	\$15,223.83
TOTAL EXPENSE	\$1,877,938.00	\$73,121.46	\$1,549,675.14	82.5%	\$328,262.86

	Net Budget	Net MTD Balance	Net YTD Balance	Net %	Net Balance
001 - GENERAL FUND	(\$719,740.00)	(\$22,074.87)	(\$504,446.74)	90.6%	(\$215,293.26)
043 - PARKS REPLACEMENT FUND	\$0.00	\$0.00	\$991.63		(\$991.63)
112 - EMPLOYEE BENEFITS	(\$240,637.00)	(\$12,581.52)	(\$157,776.12)	65.6%	(\$82,860.88)
304 - PARKS & REC PROJECTS	\$20,610.00	\$0.00	\$25,711.39	107.1%	(\$5,101.39)
323 - CAP OUTLAY SAVINGS/LOST	(\$113,659.00)	(\$551.06)	(\$66,142.31)	88.2%	(\$47,516.69)
TOTAL (REV LESS EXP)	(\$1,053,426.00)	(\$35,207.45)	(\$701,662.15)	88.7%	(\$351,763.85)



**REVENUES AND EXPENSES TO
DATE – *INFORMATION ONLY***

Police Department Budget



City of Independence
Budget Report
 Police Department as of 5/22/2026

Percent of Fiscal YTD 91.6 %

2026 REVENUE REPORT

	Budget Estimate	MTD Balance	YTD Balance	% Rcvd	Balance
001 - GENERAL FUND	\$64,753.00	\$680.00	\$13,372.35	20.7%	\$51,380.65
41 - LICENSES & PERMITS					
001-110-4190 - MISC LICENSES & PERMITS	\$800.00	\$0.00	\$1,100.00	137.5%	(\$300.00)
43 - USE OF MONEY & PROPERTY					
001-110-4300 - INTEREST	\$0.00	\$0.00	\$221.47	0.0%	\$221.47
44 - INTERGOVERNMENTAL					
001-110-4465 - SCHOOL CROSSING GUARDS	\$52,002.00	\$0.00	\$0.00	0.0%	\$52,002.00
45 - CHARGES/FEES					
001-110-4550 - ACCIDENT REPORTS - POLICE	\$500.00	\$0.00	\$555.00	111.0%	(\$55.00)
001-110-4551 - POLICE SERVICE FEES	\$100.00	\$0.00	\$40.00	40.0%	\$60.00
47 - MISCELLANEOUS REVENUE					
001-110-4700 - PUBLIC SOURCE CONTRIB	\$2,000.00	\$0.00	\$3,450.00	172.5%	(\$1,450.00)
001-110-4705 - DONATIONS K9 ONLY	\$2,000.00	\$0.00	\$2,000.00	100.0%	\$0.00
001-110-4711 - REIMBURSEMENT	\$318.00	\$0.00	\$680.40	214.0%	(\$362.40)
001-110-4715 - REFUNDS	\$2,033.00	\$0.00	\$2,033.29	100.0%	(\$0.29)
001-110-4770 - COURT FINES	\$4,000.00	\$680.00	\$2,284.69	57.1%	\$1,715.31



City of Independence
Budget Report
 Police Department as of 5/22/2026

Percent of Fiscal YTD 91.6 %

	Budget Estimate	MTD Balance	YTD Balance	% Rcvd	Balance
001-110-4775 - PARKING VIOLATION FEES	\$1,000.00	\$0.00	\$1,007.50	100.8%	(\$7.50)
323 - CAP OUTLAY SAVINGS/LOST	\$223,700.00	\$0.00	\$224,286.49	100.3%	(\$586.49)
43 - USE OF MONEY & PROPERTY					
323-110-4300 - INTEREST	\$0.00	\$0.00	\$200.49	0.0%	\$200.49
47 - MISCELLANEOUS REVENUE					
323-110-4710 - REIMBURSEMENTS	\$0.00	\$0.00	\$386.00	0.0%	\$386.00
48 - OTHER FINANCING SOURCES					
323-110-4820 - PROCEEDS FROM DEBT/LOAN	\$223,700.00	\$0.00	\$223,700.00	100.0%	\$0.00
TOTAL REVENUE	\$288,453.00	\$680.00	\$237,658.84	82.4%	\$50,794.16

2026 EXPENSE REPORT

	Budget Estimate	MTD Balance	YTD Balance	% Expd	Unexpended
001 - GENERAL FUND	\$1,375,533.00	\$45,063.76	\$1,172,495.22	85.2%	\$203,037.78
110 - POLICE	\$1,375,533.00	\$45,063.76	\$1,172,495.22	85.2%	\$203,037.78
60 - SALARIES AND WAGES	\$928,200.00	\$36,544.55	\$788,897.41	85.0%	\$139,302.59
001-110-6010 - SALARIES - FULL-TIME	\$882,696.00	\$36,025.34	\$745,992.78	84.5%	\$136,703.22
001-110-6020 - SALARIES - PART-TIME	\$5,500.00	\$0.00	\$2,598.48	47.2%	\$2,901.52



City of Independence
Budget Report
 Police Department as of 5/22/2026

Percent of Fiscal YTD 91.6 %

	Budget Estimate	MTD Balance	YTD Balance	% Expd	Unexpended
001-110-6040 - WAGES - OVERTIME	\$34,000.00	\$519.21	\$39,833.77	117.2%	(\$5,833.77)
001-110-6042 - WAGES - OVERTIME SP EVENT	\$6,000.00	\$0.00	\$470.38	7.8%	\$5,529.62
001-110-6050 - WAGES - RESERVE OFFICERS	\$4.00	\$0.00	\$2.00	50.0%	\$2.00
61 - EMPLOYEE BENEFITS & COSTS	\$21,600.00	\$1,799.45	\$17,744.55	82.2%	\$3,855.45
001-110-6143 - ICMA RC - CITY SHARE	\$12,000.00	\$1,167.84	\$10,515.26	87.6%	\$1,484.74
001-110-6181 - ALLOWANCES - UNIFORM	\$9,000.00	\$631.61	\$6,679.29	74.2%	\$2,320.71
001-110-6184 - CELL PHONE ALLOWANCES	\$600.00	\$0.00	\$550.00	91.7%	\$50.00
62 - STAFF DEVELOPMENT	\$39,900.00	\$1,385.35	\$17,118.46	42.9%	\$22,781.54
001-110-6210 - DUES & MEMBERSHIPS	\$2,200.00	\$0.00	\$795.00	36.1%	\$1,405.00
001-110-6230 - TRAINING IN HOUSE	\$8,200.00	\$1,385.35	\$8,092.16	98.7%	\$107.84
001-110-6240 - MTNS/CONFERENCES/MILES	\$9,500.00	\$0.00	\$5,055.80	53.2%	\$4,444.20
001-110-6299 - OTHER STAFF DEVELOPMENT	\$20,000.00	\$0.00	\$3,175.50	15.9%	\$16,824.50
63 - REPAIR, MAINT & UTILITIES	\$68,750.00	\$4,068.02	\$60,964.37	88.7%	\$7,785.63
001-110-6310 - BUILDING MAINT & REPAIR	\$2,000.00	\$0.00	\$2,088.91	104.4%	(\$88.91)
001-110-6320 - GROUNDS MAINT & REPAIR	\$1,000.00	\$0.00	\$162.65	16.3%	\$837.35
001-110-6331 - VEHICLE OPERATIONS	\$28,000.00	\$2,084.12	\$20,774.50	74.2%	\$7,225.50
001-110-6332 - VEHICLE REPAIRS	\$12,000.00	\$204.10	\$16,284.05	135.7%	(\$4,284.05)
001-110-6350 - OPERATIONAL EQUIPMENT REPAIR	\$1,000.00	\$0.00	\$692.00	69.2%	\$308.00
001-110-6371 - ELECTRIC/GAS UTILITIES	\$11,000.00	\$710.09	\$10,040.41	91.3%	\$959.59



City of Independence
Budget Report
 Police Department as of 5/22/2026

Percent of Fiscal YTD 91.6 %

	Budget Estimate	MTD Balance	YTD Balance	% Expd	Unexpended
001-110-6373 - COMMUNICATIONS ...	\$12,750.00	\$966.16	\$10,524.75	82.5%	\$2,225.25
001-110-6399 - OTHER MAINTENANCE/REPAIR	\$1,000.00	\$103.55	\$397.10	39.7%	\$602.90
64 - CONTRACTUAL SERVICES	\$268,334.00	\$591.76	\$235,893.40	87.9%	\$32,440.60
001-110-6402 - ADVERTISING/CRIME PREVENTION	\$1,000.00	\$340.57	\$1,313.58	131.4%	(\$313.58)
001-110-6408 - PROPERTY & CASUALTY ...	\$54,934.00	\$0.00	\$25,366.53	46.2%	\$29,567.47
001-110-6409 - JANITORIAL	\$4,650.00	\$251.19	\$2,531.29	54.4%	\$2,118.71
001-110-6412 - MEDICAL/WELLNESS EXPENSE	\$1,000.00	\$0.00	\$229.00	22.9%	\$771.00
001-110-6413 - DISPATCHING/COURT/SUBPOEN...	\$206,750.00	\$0.00	\$206,453.00	99.9%	\$297.00
65 - COMMODITIES	\$48,749.00	\$674.63	\$51,877.03	106.4%	(\$3,128.03)
001-110-6506 - OFFICE SUPPLIES	\$3,000.00	\$0.00	\$317.20	10.6%	\$2,682.80
001-110-6507 - OPERATING SUPPLIES	\$45,499.00	\$674.63	\$40,077.31	88.1%	\$5,421.69
001-110-6510 - SAFETY SUPPLIES	\$250.00	\$0.00	\$1,433.27	573.3%	(\$1,183.27)
001-110-6516 - POLICE CANINE PURCHASES	\$0.00	\$0.00	\$10,049.25	10,04...	\$10,049.25
112 - EMPLOYEE BENEFITS	\$488,923.00	\$31,259.83	\$354,098.74	72.4%	\$134,824.26
110 - POLICE	\$488,923.00	\$31,259.83	\$354,098.74	72.4%	\$134,824.26
61 - EMPLOYEE BENEFITS & COSTS	\$488,923.00	\$31,259.83	\$354,098.74	72.4%	\$134,824.26
112-110-6110 - FICA - CITY/POLICE	\$76,742.00	\$2,720.77	\$58,437.77	76.1%	\$18,304.23
112-110-6130 - IPERS - CITY/POLICE	\$95,216.00	\$6,115.64	\$71,146.16	74.7%	\$24,069.84
112-110-6131 - WORK COMP/POLICE	\$14,995.00	\$0.00	-\$459.22	-3.1%	\$15,454.22



City of Independence
Budget Report
 Police Department as of 5/22/2026

Percent of Fiscal YTD 91.6 %

	Budget Estimate	MTD Balance	YTD Balance	% Expd	Unexpended
112-110-6150 - GROUP INSURANCE BEN/POLICE	\$190,787.00	\$12,943.94	\$154,102.36	80.8%	\$36,684.64
112-110-6154 - EMPLOYEE SELF-FUND INS ...	\$111,183.00	\$9,479.48	\$70,871.67	63.7%	\$40,311.33
323 - CAP OUTLAY SAVINGS/LOST	\$252,700.00	\$0.00	\$240,469.07	95.2%	\$12,230.93
110 - POLICE	\$252,700.00	\$0.00	\$240,469.07	95.2%	\$12,230.93
67 - CAPITAL OUTLAY	\$252,700.00	\$0.00	\$240,469.07	95.2%	\$12,230.93
323-110-6710 - POLICE-CAP OUTLAY/VEHICLES	\$52,000.00	\$0.00	\$48,754.50	93.8%	\$3,245.50
323-110-6725 - POLICE-CAP OUTLAY/OFFICE EQUIP	\$5,000.00	\$0.00	\$4,873.88	97.5%	\$126.12
323-110-6727 - POLICE-CAP OUTLAY/EQUIPMENT	\$195,700.00	\$0.00	\$186,840.69	95.5%	\$8,859.31
TOTAL EXPENSE	\$2,117,156.00	\$76,323.59	\$1,767,063.03	83.5%	\$350,092.97

	Net Budget	Net MTD Balance	Net YTD Balance	Net %	Net Balance
001 - GENERAL FUND	(\$1,310,780.00)	(\$44,383.76)	(\$1,159,122.87)	82.3%	(\$151,657.13)
112 - EMPLOYEE BENEFITS	(\$488,923.00)	(\$31,259.83)	(\$354,098.74)	72.4%	(\$134,824.26)
323 - CAP OUTLAY SAVINGS/LOST	(\$29,000.00)	\$0.00	(\$16,182.58)	97.6%	(\$12,817.42)
TOTAL (REV LESS EXP)	(\$1,828,703.00)	(\$75,643.59)	(\$1,529,404.19)	83.3%	(\$299,298.81)



**REVENUES AND EXPENSES TO
DATE – INFORMATION ONLY**

Storm Water Budget



City of Independence
Budget Report
 Storm Water as of 5/22/2026

Percent of Fiscal YTD 91.6 %

2026 REVENUE REPORT

	Budget Estimate	MTD Balance	YTD Balance	% Rcvd	Balance
740 - STORM WATER DEPT	\$160,000.00	\$7,093.01	\$148,788.36	93.0%	\$11,211.64
45 - CHARGES/FEES					
740-865-4550 - STORM WATER CHARGES	\$160,000.00	\$7,093.01	\$148,788.36	93.0%	\$11,211.64
TOTAL REVENUE	\$160,000.00	\$7,093.01	\$148,788.36	93.0%	\$11,211.64

2026 EXPENSE REPORT

	Budget Estimate	MTD Balance	YTD Balance	% Expd	Unexpended
740 - STORM WATER DEPT	\$353,318.00	\$9,274.64	\$240,800.06	68.2%	\$112,517.94
865 - STORM WATER	\$353,318.00	\$9,274.64	\$240,800.06	68.2%	\$112,517.94
60 - SALARIES AND WAGES	\$15,725.00	\$1,405.68	\$5,310.98	33.8%	\$10,414.02
740-865-6010 - SALARIES - FULL-TIME	\$14,040.00	\$1,405.68	\$5,268.83	37.5%	\$8,771.17
740-865-6040 - WAGES - OVERTIME	\$1,685.00	\$0.00	\$42.15	2.5%	\$1,642.85
61 - EMPLOYEE BENEFITS & COSTS	\$3,093.00	\$940.51	\$2,319.14	75.0%	\$773.86
740-865-6110 - FICA-CITY/STORM WATER	\$1,203.00	\$103.67	\$391.03	32.5%	\$811.97
740-865-6130 - IPERS-CITY/STORM WATER	\$1,485.00	\$0.00	\$242.50	16.3%	\$1,242.50



City of Independence
Budget Report
 Storm Water as of 5/22/2026

Percent of Fiscal YTD 91.6 %

	Budget Estimate	MTD Balance	YTD Balance	% Expd	Unexpended
740-865-6131 - WORKERS COMP/STORM WATER	\$381.00	\$0.00	\$0.00	0.0%	\$381.00
740-865-6143 - ICMA RC - CITY SHARE	\$0.00	\$48.75	\$85.69	85.7%	\$85.69
740-865-6150 - GROUP INSURANCE/STORM WATER	\$24.00	\$788.09	\$1,599.92	6,666...	(\$1,575.92)
62 - STAFF DEVELOPMENT	\$1,500.00	\$0.00	\$0.00	0.0%	\$1,500.00
740-865-6240 - MTGS/CONFERENCES/MILES	\$1,500.00	\$0.00	\$0.00	0.0%	\$1,500.00
63 - REPAIR, MAINT & UTILITIES	\$50,000.00	\$1,858.45	\$15,489.17	31.0%	\$34,510.83
740-865-6320 - GROUNDS MAINT & REPAIR	\$50,000.00	\$1,858.45	\$15,489.17	31.0%	\$34,510.83
64 - CONTRACTUAL SERVICES	\$74,000.00	\$5,070.00	\$9,951.16	13.4%	\$64,048.84
740-865-6407 - ENGINEERING	\$10,000.00	\$5,070.00	\$5,070.00	50.7%	\$4,930.00
740-865-6413 - PAYMENTS - OTHER AGENCIES	\$4,000.00	\$0.00	\$4,000.00	100.0%	\$0.00
740-865-6499 - OTHER CONTRACTUAL SERV	\$60,000.00	\$0.00	\$881.16	1.5%	\$59,118.84
65 - COMMODITIES	\$0.00	\$0.00	\$84.00	84.0%	\$84.00
740-865-6507 - OPERATING SUPPLIES	\$0.00	\$0.00	\$84.00	84.0%	\$84.00
67 - CAPITAL OUTLAY	\$209,000.00	\$0.00	\$207,645.61	99.4%	\$1,354.39
740-865-6790 - NEW INFRASTRUCTURE	\$209,000.00	\$0.00	\$207,645.61	99.4%	\$1,354.39
TOTAL EXPENSE	\$353,318.00	\$9,274.64	\$240,800.06	68.2%	\$112,517.94



City of Independence
Budget Report
Storm Water as of 5/22/2026

Percent of Fiscal YTD 91.6 %

	Net Budget	Net MTD Balance	Net YTD Balance	Net %	Net Balance
740 - STORM WATER DEPT	(\$193,318.00)	(\$2,181.63)	(\$92,011.70)	75.9%	(\$101,306.30)
TOTAL (REV LESS EXP)	(\$193,318.00)	(\$2,181.63)	(\$92,011.70)	75.9%	(\$101,306.30)



**REVENUES AND EXPENSES TO
DATE – INFORMATION ONLY**

Street Department Budget



City of Independence
Budget Report
 Street Department as of 5/22/2026

Percent of Fiscal YTD 91.6 %

2026 REVENUE REPORT

	Budget Estimate	MTD Balance	YTD Balance	% Rcvd	Balance
001 - GENERAL FUND	\$8,793.00	\$0.00	\$14,712.71	167.3%	(\$5,919.71)
44 - INTERGOVERNMENTAL					
001-210-4428 - IDOT HWY 150 MAINT CONTRACT	\$8,321.00	\$0.00	\$8,321.30	100.0%	(\$0.30)
47 - MISCELLANEOUS REVENUE					
001-210-4710 - REIMBURSEMENTS	\$72.00	\$0.00	\$220.69	306.5%	(\$148.69)
001-210-4720 - INSURANCE SETTLEMENTS	\$0.00	\$0.00	\$5,110.32	0.0%	\$5,110.32
001-210-4745 - SALE OF SALVAGE	\$400.00	\$0.00	\$1,060.40	265.1%	(\$660.40)
012 - STREET REPLACEMENT FUND	\$0.00	\$0.00	\$3.04	0.0%	\$3.04
43 - USE OF MONEY & PROPERTY					
012-210-4300 - INTEREST	\$0.00	\$0.00	\$3.04	0.0%	\$3.04
110 - STREETS DEPT - ROAD USE T	\$848,960.00	\$80,764.66	\$769,036.31	90.6%	\$79,923.69
44 - INTERGOVERNMENTAL					
110-210-4430 - ROAD USE TAXES	\$848,960.00	\$80,764.66	\$769,036.31	90.6%	\$79,923.69
323 - CAP OUTLAY SAVINGS/LOST	\$177,500.00	\$0.00	\$163,418.68	92.1%	\$14,081.32
43 - USE OF MONEY & PROPERTY					
323-210-4300 - INTEREST	\$0.00	\$0.00	\$518.68	0.0%	\$518.68



City of Independence
Budget Report
 Street Department as of 5/22/2026

Percent of Fiscal YTD 91.6 %

	Budget Estimate	MTD Balance	YTD Balance	% Rcvd	Balance
48 - OTHER FINANCING SOURCES					
323-210-4820 - PROCEEDS FROM DEBT/LOAN	\$177,500.00	\$0.00	\$162,900.00	91.8%	\$14,600.00
325 - CAP PROJ-1ST ST W RECON	\$425,000.00	\$0.00	\$427,617.23	100.6%	(\$2,617.23)
43 - USE OF MONEY & PROPERTY					
325-210-4300 - INTEREST	\$0.00	\$0.00	\$2,617.23	0.0%	\$2,617.23
48 - OTHER FINANCING SOURCES					
325-210-4820 - PROCEEDS ST-1ST ST W RECON	\$425,000.00	\$0.00	\$425,000.00	100.0%	\$0.00
TOTAL REVENUE	\$1,460,253.00	\$80,764.66	\$1,374,787.97	94.1%	\$85,465.03

2026 EXPENSE REPORT

	Budget Estimate	MTD Balance	YTD Balance	% Expd	Unexpended
001 - GENERAL FUND	\$54,591.00	\$0.00	\$29,298.85	53.7%	\$25,292.15
210 - ROADS, BRIDGES, SIDEWALKS	\$54,591.00	\$0.00	\$29,298.85	53.7%	\$25,292.15
63 - REPAIR, MAINT & UTILITIES	\$0.00	\$0.00	\$4,960.32	4,960...	\$4,960.32
001-210-6350 - OPERATIONAL EQUIP REPAIR	\$0.00	\$0.00	\$4,960.32	4,960...	\$4,960.32
64 - CONTRACTUAL SERVICES	\$54,591.00	\$0.00	\$24,338.53	44.6%	\$30,252.47
001-210-6408 - PROPERTY/CASUALTY INS	\$44,591.00	\$0.00	\$24,338.53	54.6%	\$20,252.47



City of Independence
Budget Report
 Street Department as of 5/22/2026

Percent of Fiscal YTD 91.6 %

	Budget Estimate	MTD Balance	YTD Balance	% Expd	Unexpended
001-210-6499 - OTHER CONTRACTUAL SERV	\$10,000.00	\$0.00	\$0.00	0.0%	\$10,000.00
110 - STREETS DEPT - ROAD USE T	\$802,939.00	\$29,498.04	\$533,761.16	66.5%	\$269,177.84
210 - ROADS, BRIDGES, SIDEWALKS	\$660,240.00	\$24,336.40	\$398,171.86	60.3%	\$262,068.14
60 - SALARIES AND WAGES	\$362,692.00	\$11,955.90	\$260,837.88	71.9%	\$101,854.12
110-210-6010 - SALARIES - FULL TIME	\$351,607.00	\$11,955.90	\$257,812.62	73.3%	\$93,794.38
110-210-6030 - HOURLY WAGES - TEMPORARY	\$3,259.00	\$0.00	\$910.00	27.9%	\$2,349.00
110-210-6040 - WAGES - OVERTIME	\$7,826.00	\$0.00	\$2,115.26	27.0%	\$5,710.74
61 - EMPLOYEE BENEFITS & COSTS	\$10,400.00	\$426.84	\$6,546.49	62.9%	\$3,853.51
110-210-6143 - ICMA RC - CITY SHARE	\$6,000.00	\$426.84	\$3,989.14	66.5%	\$2,010.86
110-210-6181 - ALLOWANCES - UNIFORM	\$3,500.00	\$0.00	\$1,801.10	51.5%	\$1,698.90
110-210-6184 - CELL PHONE ALLOWANCES	\$900.00	\$0.00	\$756.25	84.0%	\$143.75
62 - STAFF DEVELOPMENT	\$2,900.00	\$19.00	\$650.88	22.4%	\$2,249.12
110-210-6210 - DUES & MEMBERSHIPS	\$300.00	\$0.00	\$0.00	0.0%	\$300.00
110-210-6220 - EDUCATIONAL MATERIAL	\$100.00	\$0.00	\$15.84	15.8%	\$84.16
110-210-6230 - TRAINING IN HOUSE	\$1,000.00	\$19.00	\$40.04	4.0%	\$959.96
110-210-6240 - MTGS/CONFERENCES/MILES	\$1,500.00	\$0.00	\$595.00	39.7%	\$905.00
63 - REPAIR, MAINT & UTILITIES	\$111,560.00	\$7,293.62	\$85,826.42	76.9%	\$25,733.58
110-210-6310 - BUILDING MAINT & REPAIR	\$10,000.00	\$0.00	\$9,071.63	90.7%	\$928.37
110-210-6320 - GROUNDS MAINT & REPAIR	\$5,000.00	\$0.00	\$5,317.56	106.4%	(\$317.56)



City of Independence
Budget Report
 Street Department as of 5/22/2026

Percent of Fiscal YTD 91.6 %

	Budget Estimate	MTD Balance	YTD Balance	% Expd	Unexpended
110-210-6331 - VEHICLE OPERATIONS	\$25,000.00	\$3,403.96	\$18,008.23	72.0%	\$6,991.77
110-210-6332 - VEHICLE REPAIRS	\$20,000.00	\$41.49	\$10,439.89	52.2%	\$9,560.11
110-210-6371 - ELECTRIC/GAS UTILITIES	\$45,000.00	\$3,124.12	\$39,274.66	87.3%	\$5,725.34
110-210-6373 - COMMUNICATIONS ...	\$1,560.00	\$40.25	\$1,006.95	64.5%	\$553.05
110-210-6399 - OTHER MAINTENANCE/REPAIR	\$5,000.00	\$683.80	\$2,707.50	54.2%	\$2,292.50
64 - CONTRACTUAL SERVICES	\$30,188.00	\$181.89	\$7,540.36	25.0%	\$22,647.64
110-210-6412 - MEDICAL/WELLNESS EXPENSE	\$500.00	\$0.00	\$365.08	73.0%	\$134.92
110-210-6415 - RENTAL & LEASES ON EQUIPMENT	\$2,500.00	\$0.00	\$1,530.37	61.2%	\$969.63
110-210-6417 - STREET MAINT/DUST CONTROL	\$7,500.00	\$181.89	\$924.06	12.3%	\$6,575.94
110-210-6419 - TECHNOLOGY SERVICES	\$938.00	\$0.00	\$937.50	99.9%	\$0.50
110-210-6499 - CONTRACTUAL SERVICES	\$18,750.00	\$0.00	\$3,783.35	20.2%	\$14,966.65
65 - COMMODITIES	\$32,500.00	\$1,401.87	\$16,294.51	50.1%	\$16,205.49
110-210-6504 - MINOR EQUIPMENT	\$12,500.00	\$1,224.35	\$6,516.02	52.1%	\$5,983.98
110-210-6506 - OFFICE SUPPLIES	\$2,500.00	\$0.00	\$101.15	4.0%	\$2,398.85
110-210-6507 - OPERATING SUPPLIES	\$12,000.00	\$177.52	\$7,109.54	59.2%	\$4,890.46
110-210-6510 - SPECIAL & SAFETY EQUIPMENT	\$2,500.00	\$0.00	\$2,148.66	85.9%	\$351.34
110-210-6511 - IRON-STEEL-OTHER METAL GOODS	\$3,000.00	\$0.00	\$419.14	14.0%	\$2,580.86
67 - CAPITAL OUTLAY	\$110,000.00	\$3,057.28	\$20,475.32	18.6%	\$89,524.68
110-210-6761 - STREETS - RESURFACING/REPAIR	\$110,000.00	\$3,057.28	\$20,475.32	18.6%	\$89,524.68



City of Independence
Budget Report
 Street Department as of 5/22/2026

Percent of Fiscal YTD 91.6 %

	Budget Estimate	MTD Balance	YTD Balance	% Expd	Unexpended
230 - STREET LIGHTING	\$40,775.00	\$1,871.38	\$37,387.45	91.7%	\$3,387.55
63 - REPAIR, MAINT & UTILITIES	\$38,275.00	\$1,871.38	\$37,336.01	97.5%	\$938.99
110-230-6350 - OPERATIONAL EQUIPMENT REPAIR	\$5,000.00	\$0.00	\$15,559.44	311.2%	(\$10,559.44)
110-230-6371 - ELECTRIC/GAS UTILITIES	\$33,275.00	\$1,871.38	\$21,776.57	65.4%	\$11,498.43
64 - CONTRACTUAL SERVICES	\$2,500.00	\$0.00	\$51.44	2.1%	\$2,448.56
110-230-6499 - CONTRACT REPAIR-ELECTRIC	\$2,500.00	\$0.00	\$51.44	2.1%	\$2,448.56
240 - TRAFFIC CONTROL & SAFETY	\$16,500.00	\$983.62	\$7,471.47	45.3%	\$9,028.53
64 - CONTRACTUAL SERVICES	\$4,000.00	\$0.00	\$1,591.51	39.8%	\$2,408.49
110-240-6499 - CONTRACT REPAIR-ELECTRIC	\$4,000.00	\$0.00	\$1,591.51	39.8%	\$2,408.49
65 - COMMODITIES	\$12,500.00	\$983.62	\$5,879.96	47.0%	\$6,620.04
110-240-6509 - POSTS & SIGNS	\$12,500.00	\$983.62	\$5,879.96	47.0%	\$6,620.04
250 - SNOW REMOVAL	\$75,424.00	\$0.00	\$76,528.97	101.5%	(\$1,104.97)
60 - SALARIES AND WAGES	\$8,424.00	\$0.00	\$21,783.22	258.6%	(\$13,359.22)
110-250-6010 - SALARIES - FULL-TIME	\$0.00	\$0.00	\$14,761.97	14,76...	\$14,761.97
110-250-6040 - WAGES - OVERTIME	\$8,424.00	\$0.00	\$7,021.25	83.3%	\$1,402.75
61 - EMPLOYEE BENEFITS & COSTS	\$0.00	\$0.00	\$282.49	282.5%	\$282.49
110-250-6143 - ICMA RC - CITY SHARE	\$0.00	\$0.00	\$282.49	282.5%	\$282.49
63 - REPAIR, MAINT & UTILITIES	\$32,000.00	\$0.00	\$29,886.32	93.4%	\$2,113.68
110-250-6331 - VEHICLE OPERATIONS	\$12,000.00	\$0.00	\$11,715.35	97.6%	\$284.65



City of Independence
Budget Report
 Street Department as of 5/22/2026

Percent of Fiscal YTD 91.6 %

	Budget Estimate	MTD Balance	YTD Balance	% Expd	Unexpended
110-250-6332 - VEHICLE REPAIRS	\$20,000.00	\$0.00	\$18,170.97	90.9%	\$1,829.03
65 - COMMODITIES	\$35,000.00	\$0.00	\$24,576.94	70.2%	\$10,423.06
110-250-6510 - SNOW AND ICE CONTROL ...	\$35,000.00	\$0.00	\$24,576.94	70.2%	\$10,423.06
270 - STREET CLEANING	\$10,000.00	\$2,306.64	\$14,201.41	142.0%	(\$4,201.41)
60 - SALARIES AND WAGES	\$0.00	\$83.64	\$8,824.02	8,824...	\$8,824.02
110-270-6010 - SALARIES - FULL-TIME	\$0.00	\$83.64	\$8,824.02	8,824...	\$8,824.02
61 - EMPLOYEE BENEFITS & COSTS	\$0.00	\$12.00	\$156.27	156.3%	\$156.27
110-270-6143 - ICMA RC - CITY SHARE	\$0.00	\$12.00	\$156.27	156.3%	\$156.27
63 - REPAIR, MAINT & UTILITIES	\$10,000.00	\$2,211.00	\$5,221.12	52.2%	\$4,778.88
110-270-6331 - VEHICLE OPERATIONS	\$5,000.00	\$0.00	\$344.00	6.9%	\$4,656.00
110-270-6332 - VEHICLE REPAIRS	\$5,000.00	\$2,211.00	\$4,877.12	97.5%	\$122.88
112 - EMPLOYEE BENEFITS	\$179,062.00	\$19,504.25	\$130,623.09	72.9%	\$48,438.91
210 - ROADS, BRIDGES, SIDEWALKS	\$177,275.00	\$19,147.34	\$121,603.47	68.6%	\$55,671.53
61 - EMPLOYEE BENEFITS & COSTS	\$177,275.00	\$19,147.34	\$121,603.47	68.6%	\$55,671.53
112-210-6110 - FICA - CITY/STREETS	\$27,746.00	\$883.18	\$19,290.07	69.5%	\$8,455.93
112-210-6130 - IPERS - CITY/STREETS	\$32,588.00	\$2,048.62	\$22,645.78	69.5%	\$9,942.22
112-210-6131 - WORK COMP/STREETS	\$10,738.00	\$0.00	\$309.20	2.9%	\$10,428.80
112-210-6142 - PENSION - CITY MANAGER	\$1,651.00	\$123.12	\$1,415.88	85.8%	\$235.12
112-210-6150 - GROUP INSURANCE BEN/STREETS	\$84,552.00	\$6,090.58	\$62,459.39	73.9%	\$22,092.61



City of Independence
Budget Report
 Street Department as of 5/22/2026

Percent of Fiscal YTD 91.6 %

	Budget Estimate	MTD Balance	YTD Balance	% Expd	Unexpended
112-210-6154 - EMPLOYEE SELF-FUND INS ...	\$20,000.00	\$10,001.84	\$15,483.15	77.4%	\$4,516.85
250 - SNOW REMOVAL	\$1,787.00	\$136.49	\$6,413.56	358.9%	(\$4,626.56)
61 - EMPLOYEE BENEFITS & COSTS	\$1,787.00	\$136.49	\$6,413.56	358.9%	(\$4,626.56)
112-250-6110 - FICA - CITY/SNOW	\$645.00	\$0.00	\$1,608.49	249.4%	(\$963.49)
112-250-6130 - IPERS - CITY/SNOW	\$796.00	\$136.49	\$2,056.34	258.3%	(\$1,260.34)
112-250-6131 - WORK COMP/SNOW	\$346.00	\$0.00	\$20.64	6.0%	\$325.36
112-250-6150 - GROUP INSURANCE BEN/SNOW	\$0.00	\$0.00	\$2,728.09	2,728...	\$2,728.09
270 - STREET CLEANING	\$0.00	\$220.42	\$2,606.06	2,606...	\$2,606.06
61 - EMPLOYEE BENEFITS & COSTS	\$0.00	\$220.42	\$2,606.06	2,606...	\$2,606.06
112-270-6110 - FICA - CITY/ST CLEAN	\$0.00	\$6.31	\$666.95	667.0%	\$666.95
112-270-6130 - IPERS - CITY/ST CLEAN	\$0.00	\$190.81	\$777.48	777.5%	\$777.48
112-270-6150 - GROUP INSURANCE/ST CLEAN	\$0.00	\$23.30	\$1,161.63	1,161...	\$1,161.63
323 - CAP OUTLAY SAVINGS/LOST	\$207,500.00	\$0.00	\$225,443.25	108.6%	(\$17,943.25)
210 - ROADS, BRIDGES, SIDEWALKS	\$207,500.00	\$0.00	\$225,443.25	108.6%	(\$17,943.25)
67 - CAPITAL OUTLAY	\$207,500.00	\$0.00	\$225,443.25	108.6%	(\$17,943.25)
323-210-6710 - STREET-CIP CAP OUTLAY/VEHICLES	\$70,000.00	\$0.00	\$73,136.27	104.5%	(\$3,136.27)
323-210-6727 - STREET-CIP CAP ...	\$30,000.00	\$0.00	\$30,000.00	100.0%	\$0.00
323-210-6799 - OTHER CAPITAL OUTLAY	\$107,500.00	\$0.00	\$122,306.98	113.8%	(\$14,806.98)
325 - CAP PROJ-1ST ST W RECON	\$400,000.00	\$0.00	\$33,410.25	8.4%	\$366,589.75



City of Independence
Budget Report
 Street Department as of 5/22/2026

Percent of Fiscal YTD 91.6 %

	Budget Estimate	MTD Balance	YTD Balance	% Expd	Unexpended
210 - ROADS, BRIDGES, SIDEWALKS	\$400,000.00	\$0.00	\$33,410.25	8.4%	\$366,589.75
64 - CONTRACTUAL SERVICES	\$400,000.00	\$0.00	\$33,410.25	8.4%	\$366,589.75
325-210-6407 - ENGINEER ST-1ST ST W RECON	\$80,000.00	\$0.00	\$0.00	0.0%	\$80,000.00
325-210-6411 - LEGAL ST-1ST ST W RECON	\$8,000.00	\$0.00	\$0.00	0.0%	\$8,000.00
325-210-6414 - PUBLISH ST-1ST ST W RECON	\$1,000.00	\$0.00	\$0.00	0.0%	\$1,000.00
325-210-6490 - OTHER PROF SVC-1ST ST W RECON	\$0.00	\$0.00	\$33,410.25	33,41...	\$33,410.25
325-210-6499 - CONTRACTOR ST-1ST ST W RECON	\$311,000.00	\$0.00	\$0.00	0.0%	\$311,000.00
TOTAL EXPENSE	\$1,644,092.00	\$49,002.29	\$952,536.60	57.9%	\$691,555.40

	Net Budget	Net MTD Balance	Net YTD Balance	Net %	Net Balance
001 - GENERAL FUND	(\$45,798.00)	\$0.00	(\$14,586.14)	69.4%	(\$31,211.86)
012 - STREET REPLACEMENT FUND	\$0.00	\$0.00	\$3.04		(\$3.04)
110 - STREETS DEPT - ROAD USE T	\$46,021.00	\$51,266.62	\$235,275.15	78.9%	(\$189,254.15)
112 - EMPLOYEE BENEFITS	(\$179,062.00)	(\$19,504.25)	(\$130,623.09)	72.9%	(\$48,438.91)
323 - CAP OUTLAY SAVINGS/LOST	(\$30,000.00)	\$0.00	(\$62,024.57)	101.0%	\$32,024.57
325 - CAP PROJ-1ST ST W RECON	\$25,000.00	\$0.00	\$394,206.98	55.9%	(\$369,206.98)
TOTAL (REV LESS EXP)	(\$183,839.00)	\$31,762.37	\$422,251.37	75.0%	(\$606,090.37)



**REVENUES AND EXPENSES TO
DATE – INFORMATION ONLY**

Utilities Department Budget



City of Independence
Budget Report
 Utilities Department as of 5/22/2026

Percent of Fiscal YTD 91.6 %

2026 REVENUE REPORT

	Budget Estimate	MTD Balance	YTD Balance	% Rcvd	Balance
600 - WATER FUND	\$1,204,000.00	\$46,009.46	\$1,201,794.31	99.8%	\$2,205.69
43 - USE OF MONEY & PROPERTY					
600-810-4300 - INTEREST	\$0.00	\$0.00	\$38,619.30	0.0%	\$38,619.30
45 - CHARGES/FEES					
600-810-4500 - METERED WATER SALES	\$1,200,000.00	\$46,009.46	\$1,090,243.07	90.9%	\$109,756.93
600-810-4510 - BULK WATER SALES	\$500.00	\$0.00	\$816.20	163.2%	(\$316.20)
600-810-4540 - TAPS (NEW INSTALLATIONS)	\$2,000.00	\$0.00	\$0.00	0.0%	\$2,000.00
47 - MISCELLANEOUS REVENUE					
600-810-4700 - MISCELLANEOUS INCOME	\$1,500.00	\$0.00	\$72,115.74	4,807...	(\$70,615.74)
602 - WATER CONSTRUCTION	\$0.00	\$0.00	\$65,679.46	0.0%	\$65,679.46
43 - USE OF MONEY & PROPERTY					
602-810-4300 - INTEREST	\$0.00	\$0.00	\$65,679.46	0.0%	\$65,679.46
604 - WATER RELACEMENT FUND	\$0.00	\$0.00	\$1,291.06	0.0%	\$1,291.06
43 - USE OF MONEY & PROPERTY					
604-810-4300 - INTEREST	\$0.00	\$0.00	\$1,291.06	0.0%	\$1,291.06
610 - SEWER UTILITY FUND	\$2,442,245.00	\$96,093.31	\$2,431,294.91	99.6%	\$10,950.09



City of Independence
Budget Report
 Utilities Department as of 5/22/2026

Percent of Fiscal YTD 91.6 %

	Budget Estimate	MTD Balance	YTD Balance	% Rcvd	Balance
43 - USE OF MONEY & PROPERTY					
610-815-4310 - SEWER RENTAL	\$1,550,000.00	\$83,910.37	\$1,740,423.47	112.3%	(\$190,423.47)
610-815-4311 - WWTP FARM LEASE	\$6,210.00	\$0.00	\$6,440.00	103.7%	(\$230.00)
45 - CHARGES/FEES					
610-815-4500 - SEWER - WAPSIE VALLEY CREAMERY	\$700,000.00	\$0.00	\$465,116.74	66.4%	\$234,883.26
610-815-4501 - SEWER - MENTAL HEALTH INSTITUT	\$20,000.00	\$1,052.09	\$11,849.21	59.2%	\$8,150.79
610-815-4502 - SEWER - INDEP FOODS LLC	\$75,000.00	\$10,820.85	\$115,064.04	153.4%	(\$40,064.04)
610-815-4503 - SEWER - BUCH CTY LANDFILL	\$500.00	\$0.00	\$1,465.28	293.1%	(\$965.28)
610-815-4504 - SEWER - GEATER MACHINING & MFG	\$600.00	\$40.00	\$440.00	73.3%	\$160.00
610-815-4505 - SEWER - PRIES ALUMINUM & MFG	\$500.00	\$270.00	\$470.00	94.0%	\$30.00
47 - MISCELLANEOUS REVENUE					
610-815-4710 - REIMBURSEMENTS	\$89,435.00	\$0.00	\$90,026.17	100.7%	(\$591.17)
615 - WWTP FUTURE PLANT FUND	\$0.00	\$0.00	\$17,905.23	0.0%	\$17,905.23
43 - USE OF MONEY & PROPERTY					
615-815-4300 - INTEREST	\$0.00	\$0.00	\$17,905.23	0.0%	\$17,905.23
619 - SEWER REPLACEMENT FUND	\$0.00	\$0.00	\$739.06	0.0%	\$739.06
43 - USE OF MONEY & PROPERTY					
619-815-4300 - INTEREST	\$0.00	\$0.00	\$739.06	0.0%	\$739.06
620 - WWTP REPLACEMENT FUND	\$0.00	\$0.00	\$14,405.16	0.0%	\$14,405.16



City of Independence
Budget Report
 Utilities Department as of 5/22/2026

Percent of Fiscal YTD 91.6 %

	Budget Estimate	MTD Balance	YTD Balance	% Rcvd	Balance
43 - USE OF MONEY & PROPERTY					
620-815-4300 - INTEREST	\$0.00	\$0.00	\$14,405.16	0.0%	\$14,405.16
TOTAL REVENUE	\$3,646,245.00	\$142,102.77	\$3,733,109.19	102.4%	(\$86,864.19)

2026 EXPENSE REPORT

	Budget Estimate	MTD Balance	YTD Balance	% Expd	Unexpended
600 - WATER FUND	\$1,892,119.00	\$220,801.98	\$1,599,843.01	84.6%	\$292,275.99
810 - WATER	\$1,892,119.00	\$220,801.98	\$1,599,843.01	84.6%	\$292,275.99
60 - SALARIES AND WAGES	\$218,476.00	\$7,896.72	\$210,867.34	96.5%	\$7,608.66
600-810-6010 - SALARIES - FULL-TIME	\$206,256.00	\$7,823.14	\$202,370.89	98.1%	\$3,885.11
600-810-6020 - SALARIES - PART-TIME	\$3,413.00	\$0.00	\$0.00	0.0%	\$3,413.00
600-810-6040 - WAGES - OVERTIME	\$8,807.00	\$73.58	\$8,496.45	96.5%	\$310.55
61 - EMPLOYEE BENEFITS & COSTS	\$86,689.00	\$6,491.03	\$83,321.13	96.1%	\$3,367.87
600-810-6110 - FICA - CITY/WATER	\$16,714.00	\$580.89	\$15,552.95	93.1%	\$1,161.05
600-810-6130 - IPERS - CITY/WATER	\$17,323.00	\$1,376.91	\$17,002.89	98.2%	\$320.11
600-810-6131 - WORK COMP/WATER	\$2,000.00	\$0.00	\$194.76	9.7%	\$1,805.24
600-810-6142 - PENSION - CITY MANAGER	\$3,302.00	\$246.24	\$2,831.76	85.8%	\$470.24



City of Independence
Budget Report
 Utilities Department as of 5/22/2026

Percent of Fiscal YTD 91.6 %

	Budget Estimate	MTD Balance	YTD Balance	% Expd	Unexpended
600-810-6143 - ICMA RC - CITY SHARE	\$2,667.00	\$401.17	\$3,966.77	148.7%	(\$1,299.77)
600-810-6150 - GROUP INSURANCE BEN/WATER	\$38,383.00	\$3,401.83	\$41,617.02	108.4%	(\$3,234.02)
600-810-6154 - EMPLOYEE SELF-FUND INS ...	\$4,000.00	\$483.99	\$707.24	17.7%	\$3,292.76
600-810-6181 - UNIFORM ALLOWANCE	\$1,500.00	\$0.00	\$851.87	56.8%	\$648.13
600-810-6184 - ALLOWANCES - CELL PHONE	\$800.00	\$0.00	\$595.87	74.5%	\$204.13
62 - STAFF DEVELOPMENT	\$7,000.00	\$6.33	\$2,416.81	34.5%	\$4,583.19
600-810-6210 - DUES & MEMBERSHIPS	\$3,000.00	\$0.00	\$2,091.80	69.7%	\$908.20
600-810-6220 - EDUCATIONAL MATERIAL	\$500.00	\$0.00	\$0.00	0.0%	\$500.00
600-810-6230 - TRAINING IN HOUSE	\$1,000.00	\$6.33	\$13.34	1.3%	\$986.66
600-810-6240 - MTGS/CONFERENCES/MILES	\$2,500.00	\$0.00	\$311.67	12.5%	\$2,188.33
63 - REPAIR, MAINT & UTILITIES	\$118,324.00	\$6,429.22	\$116,111.13	98.1%	\$2,212.87
600-810-6310 - BUILDING MAINT & REPAIR	\$4,000.00	\$628.90	\$2,033.52	50.8%	\$1,966.48
600-810-6320 - GROUNDS MAINT & REPAIR	\$1,000.00	\$0.00	\$314.42	31.4%	\$685.58
600-810-6331 - VEHICLE OPERATIONS	\$5,000.00	\$328.73	\$3,022.08	60.4%	\$1,977.92
600-810-6332 - VEHICLE REPAIRS	\$3,000.00	\$0.00	\$5,304.60	176.8%	(\$2,304.60)
600-810-6350 - OPERATIONAL EQUIP REPAIR	\$50,000.00	\$992.81	\$51,821.93	103.6%	(\$1,821.93)
600-810-6371 - ELECTRIC/GAS UTILITIES	\$55,000.00	\$4,452.69	\$53,003.51	96.4%	\$1,996.49
600-810-6373 - COMMUNICATIONS ...	\$324.00	\$26.09	\$611.07	188.6%	(\$287.07)
64 - CONTRACTUAL SERVICES	\$413,388.00	\$14,019.32	\$291,533.02	70.5%	\$121,854.98



City of Independence
Budget Report
 Utilities Department as of 5/22/2026

Percent of Fiscal YTD 91.6 %

	Budget Estimate	MTD Balance	YTD Balance	% Expd	Unexpended
600-810-6407 - ENGINEERING	\$75,000.00	\$2,700.00	\$72,675.00	96.9%	\$2,325.00
600-810-6408 - PROPERTY & CASUALTY ...	\$20,815.00	\$0.00	\$11,845.63	56.9%	\$8,969.37
600-810-6409 - JANITORIAL	\$1,000.00	\$0.00	\$93.97	9.4%	\$906.03
600-810-6412 - MEDICAL/WELLNESS EXPENSE	\$150.00	\$0.00	\$136.04	90.7%	\$13.96
600-810-6418 - SALES TAX	\$80,000.00	\$6,090.82	\$66,733.96	83.4%	\$13,266.04
600-810-6419 - TECHNOLOGY SERVICES	\$2,673.00	\$0.00	\$2,962.40	110.8%	(\$289.40)
600-810-6490 - BILLING & METER READ CONTRACT	\$50,000.00	\$0.00	\$37,183.01	74.4%	\$12,816.99
600-810-6499 - CONTRACTUAL REPAIRS	\$183,750.00	\$5,228.50	\$99,903.01	54.4%	\$83,846.99
65 - COMMODITIES	\$72,000.00	\$1,723.38	\$37,017.15	51.4%	\$34,982.85
600-810-6501 - LAB ANALYSIS & CHEMICALS	\$20,000.00	\$899.92	\$15,030.51	75.2%	\$4,969.49
600-810-6504 - MINOR EQUIPMENT	\$5,000.00	\$0.00	\$1,385.79	27.7%	\$3,614.21
600-810-6505 - METERS	\$5,000.00	\$0.00	\$248.01	5.0%	\$4,751.99
600-810-6506 - OFFICE SUPPLIES	\$500.00	\$0.00	\$49.77	10.0%	\$450.23
600-810-6507 - OPERATING SUPPLIES	\$40,000.00	\$785.99	\$19,793.12	49.5%	\$20,206.88
600-810-6508 - POSTAGE & SHIPPING	\$1,000.00	\$37.47	\$233.45	23.3%	\$766.55
600-810-6510 - SPECIAL & SAFETY EQUIPMENT	\$500.00	\$0.00	\$276.50	55.3%	\$223.50
67 - CAPITAL OUTLAY	\$976,242.00	\$184,235.98	\$858,576.43	87.9%	\$117,665.57
600-810-6710 - CAPITAL VEHICLES	\$15,000.00	\$0.00	\$31,892.50	212.6%	(\$16,892.50)
600-810-6727 - CAPITAL EQUIPMENT	\$395,000.00	\$0.00	\$298,815.50	75.6%	\$96,184.50



City of Independence
Budget Report
 Utilities Department as of 5/22/2026

Percent of Fiscal YTD 91.6 %

	Budget Estimate	MTD Balance	YTD Balance	% Expd	Unexpended
600-810-6790 - NEW INFRASTRUCTURE	\$566,242.00	\$184,235.98	\$527,868.43	93.2%	\$38,373.57
610 - SEWER UTILITY FUND	\$1,942,560.00	\$60,247.60	\$1,336,215.43	68.8%	\$606,344.57
815 - SEWER/SEWAGE DISPOSAL	\$1,156,286.00	\$41,937.00	\$643,672.18	55.7%	\$512,613.82
60 - SALARIES AND WAGES	\$215,580.00	\$6,275.77	\$161,764.64	75.0%	\$53,815.36
610-815-6010 - SALARIES - FULL-TIME	\$203,917.00	\$6,275.77	\$159,318.61	78.1%	\$44,598.39
610-815-6020 - SALARIES - PART-TIME	\$3,415.00	\$0.00	\$0.00	0.0%	\$3,415.00
610-815-6040 - WAGES - OVERTIME	\$8,248.00	\$0.00	\$2,446.03	29.7%	\$5,801.97
61 - EMPLOYEE BENEFITS & COSTS	\$86,031.00	\$3,262.25	\$43,409.53	50.5%	\$42,621.47
610-815-6110 - FICA - CITY/WW	\$16,492.00	\$471.42	\$12,178.64	73.8%	\$4,313.36
610-815-6130 - IPERS - CITY/WW	\$18,701.00	\$1,077.43	\$13,333.69	71.3%	\$5,367.31
610-815-6131 - WORK COMP/WW	\$4,563.00	\$0.00	-\$1,464.24	-32.1%	\$6,027.24
610-815-6142 - PENSION - CITY MANAGER	\$1,651.00	\$123.12	\$1,415.88	85.8%	\$235.12
610-815-6143 - ICMA RC - CITY SHARE	\$3,667.00	\$280.59	\$3,168.24	86.4%	\$498.76
610-815-6150 - GROUP INSURANCE BEN/WW	\$39,207.00	\$1,309.69	\$13,859.45	35.3%	\$25,347.55
610-815-6181 - ALLOWANCES - UNIFORM	\$1,250.00	\$0.00	\$528.28	42.3%	\$721.72
610-815-6184 - ALLOWANCES - CELL PHONE	\$500.00	\$0.00	\$389.59	77.9%	\$110.41
62 - STAFF DEVELOPMENT	\$10,000.00	\$6.33	\$4,487.90	44.9%	\$5,512.10
610-815-6210 - DUES & MEMBERSHIPS	\$4,000.00	\$0.00	\$2,099.54	52.5%	\$1,900.46
610-815-6220 - EDUCATIONAL MATERIAL	\$500.00	\$0.00	\$0.00	0.0%	\$500.00



City of Independence
Budget Report
 Utilities Department as of 5/22/2026

Percent of Fiscal YTD 91.6 %

	Budget Estimate	MTD Balance	YTD Balance	% Expd	Unexpended
610-815-6230 - TRAINING IN HOUSE	\$500.00	\$6.33	\$13.34	2.7%	\$486.66
610-815-6240 - MTGS/CONFERENCES/MILES	\$5,000.00	\$0.00	\$2,375.02	47.5%	\$2,624.98
63 - REPAIR, MAINT & UTILITIES	\$204,724.00	\$26,038.43	\$214,285.73	104.7%	(\$9,561.73)
610-815-6310 - BUILDING MAINT & REPAIR	\$4,000.00	\$0.00	\$1,104.93	27.6%	\$2,895.07
610-815-6320 - GROUNDS MAINT & REPAIR	\$2,000.00	\$0.00	\$689.35	34.5%	\$1,310.65
610-815-6331 - VEHICLE OPERATIONS	\$3,500.00	\$253.16	\$2,076.22	59.3%	\$1,423.78
610-815-6332 - VEHICLE REPAIRS	\$1,000.00	\$0.00	\$0.00	0.0%	\$1,000.00
610-815-6350 - OPERATIONAL EQUIPMENT REPAIR	\$60,000.00	\$17,494.84	\$96,362.70	160.6%	(\$36,362.70)
610-815-6371 - ELECTRIC/GAS UTILITIES	\$130,000.00	\$8,167.44	\$111,929.78	86.1%	\$18,070.22
610-815-6372 - GARBAGE/RECYCLING	\$2,000.00	\$0.00	\$444.07	22.2%	\$1,555.93
610-815-6373 - COMMUNICATIONS ...	\$2,224.00	\$122.99	\$1,678.68	75.5%	\$545.32
64 - CONTRACTUAL SERVICES	\$373,951.00	\$2,831.53	\$163,896.85	43.8%	\$210,054.15
610-815-6408 - PROPERTY & CASUALTY ...	\$136,641.00	\$0.00	\$70,568.61	51.6%	\$66,072.39
610-815-6409 - JANITORIAL	\$1,000.00	\$0.00	\$212.09	21.2%	\$787.91
610-815-6412 - MEDICAL/WELLNESS EXPENSE	\$200.00	\$0.00	\$0.00	0.0%	\$200.00
610-815-6418 - PROPERTY & SALES TAX	\$30,000.00	\$2,831.53	\$29,634.31	98.8%	\$365.69
610-815-6419 - TECHNOLOGY SERVICES	\$1,735.00	\$0.00	\$1,734.90	100.0%	\$0.10
610-815-6441 - METER READERS	\$45,000.00	\$0.00	\$37,183.00	82.6%	\$7,817.00
610-815-6490 - PROFESSIONAL SERVICES	\$100,000.00	\$0.00	\$5,974.44	6.0%	\$94,025.56



City of Independence
Budget Report
 Utilities Department as of 5/22/2026

Percent of Fiscal YTD 91.6 %

	Budget Estimate	MTD Balance	YTD Balance	% Expd	Unexpended
610-815-6499 - CONTRACTUAL SERVICES	\$59,375.00	\$0.00	\$18,589.50	31.3%	\$40,785.50
65 - COMMODITIES	\$136,000.00	\$3,522.69	\$55,827.53	41.0%	\$80,172.47
610-815-6501 - LAB ANALYSIS & CHEMICALS	\$100,000.00	\$2,786.58	\$47,226.25	47.2%	\$52,773.75
610-815-6504 - MINOR EQUIPMENT	\$5,000.00	\$0.00	\$0.00	0.0%	\$5,000.00
610-815-6506 - OFFICE SUPPLIES	\$1,000.00	\$280.32	\$655.27	65.5%	\$344.73
610-815-6507 - OPERATING SUPPLIES	\$25,000.00	\$189.57	\$3,936.38	15.7%	\$21,063.62
610-815-6508 - POSTAGE	\$1,000.00	\$266.22	\$1,065.02	106.5%	(\$65.02)
610-815-6510 - SPECIAL & SAFETY EQUIPMENT	\$4,000.00	\$0.00	\$2,944.61	73.6%	\$1,055.39
67 - CAPITAL OUTLAY	\$130,000.00	\$0.00	\$0.00	0.0%	\$130,000.00
610-815-6727 - CAPITAL EQUIPMENT	\$30,000.00	\$0.00	\$0.00	0.0%	\$30,000.00
610-815-6790 - SLIP LINING SEWER LINE	\$100,000.00	\$0.00	\$0.00	0.0%	\$100,000.00
816 - SEWER COLLECTION	\$786,274.00	\$18,310.60	\$692,543.25	88.1%	\$93,730.75
60 - SALARIES AND WAGES	\$196,633.00	\$7,822.69	\$189,076.41	96.2%	\$7,556.59
610-816-6010 - SALARIES - FULL-TIME	\$186,413.00	\$7,822.69	\$183,428.15	98.4%	\$2,984.85
610-816-6020 - SALARIES - PART-TIME	\$3,413.00	\$0.00	\$0.00	0.0%	\$3,413.00
610-816-6040 - WAGES - OVERTIME	\$6,807.00	\$0.00	\$5,648.26	83.0%	\$1,158.74
61 - EMPLOYEE BENEFITS & COSTS	\$98,443.00	\$5,972.30	\$76,506.81	77.7%	\$21,936.19
610-816-6110 - FICA - CITY/	\$15,043.00	\$574.83	\$13,976.97	92.9%	\$1,066.03
610-816-6130 - IPERS - CITY/	\$15,261.00	\$1,278.17	\$14,482.29	94.9%	\$778.71



City of Independence
Budget Report
 Utilities Department as of 5/22/2026

Percent of Fiscal YTD 91.6 %

	Budget Estimate	MTD Balance	YTD Balance	% Expd	Unexpended
610-816-6142 - PENSION - CITY MANAGER	\$3,302.00	\$246.24	\$2,831.76	85.8%	\$470.24
610-816-6143 - ICMA RC - CITY SHARE	\$3,667.00	\$364.08	\$3,984.60	108.7%	(\$317.60)
610-816-6150 - GROUP INSURANCE BEN/SEWER	\$39,119.00	\$3,401.54	\$37,686.23	96.3%	\$1,432.77
610-816-6154 - EMPLOYEE SELF-FUND INS BEN/	\$20,000.00	\$107.44	\$2,420.89	12.1%	\$17,579.11
610-816-6181 - ALLOWANCES - UNIFORM	\$1,250.00	\$0.00	\$528.28	42.3%	\$721.72
610-816-6184 - ALLOWANCES - CELL PHONE	\$801.00	\$0.00	\$595.79	74.4%	\$205.21
62 - STAFF DEVELOPMENT	\$2,000.00	\$6.34	\$204.60	10.2%	\$1,795.40
610-816-6220 - EDUCATIONAL MATERIAL	\$500.00	\$0.00	\$0.00	0.0%	\$500.00
610-816-6230 - TRAINING IN HOUSE	\$500.00	\$6.34	\$13.35	2.7%	\$486.65
610-816-6240 - MTGS/CONFERENCES/MILES	\$1,000.00	\$0.00	\$191.25	19.1%	\$808.75
63 - REPAIR, MAINT & UTILITIES	\$114,724.00	\$3,730.18	\$54,770.63	47.7%	\$59,953.37
610-816-6310 - BUILDING MAINT & REPAIR	\$2,000.00	\$0.00	\$280.97	14.0%	\$1,719.03
610-816-6320 - GROUNDS MAINT & REPAIR	\$500.00	\$0.00	\$117.90	23.6%	\$382.10
610-816-6331 - VEHICLE OPERATIONS	\$5,500.00	\$360.35	\$3,724.40	67.7%	\$1,775.60
610-816-6332 - VEHICLE REPAIRS	\$1,000.00	\$0.00	\$2,093.49	209.3%	(\$1,093.49)
610-816-6350 - OPERATIONAL EQUIPMENT REPAIR	\$60,000.00	\$751.76	\$16,861.27	28.1%	\$43,138.73
610-816-6371 - ELECTRIC/GAS UTILITIES	\$45,000.00	\$2,558.00	\$30,919.28	68.7%	\$14,080.72
610-816-6373 - COMMUNICATIONS ...	\$724.00	\$60.07	\$773.32	106.8%	(\$49.32)
64 - CONTRACTUAL SERVICES	\$110,974.00	\$705.00	\$117,826.22	106.2%	(\$6,852.22)



City of Independence
Budget Report
 Utilities Department as of 5/22/2026

Percent of Fiscal YTD 91.6 %

	Budget Estimate	MTD Balance	YTD Balance	% Expd	Unexpended
610-816-6407 - CONSULTING & ENGINEERING FEES	\$1,500.00	\$0.00	\$0.00	0.0%	\$1,500.00
610-816-6409 - JANITORIAL	\$1,000.00	\$0.00	\$0.00	0.0%	\$1,000.00
610-816-6412 - MEDICAL/WELLNESS EXPENSE	\$250.00	\$0.00	\$68.02	27.2%	\$181.98
610-816-6419 - TECHNOLOGY SERVICES	\$3,849.00	\$0.00	\$3,848.40	100.0%	\$0.60
610-816-6499 - CONTRACTUAL SERVICES	\$104,375.00	\$705.00	\$113,909.80	109.1%	(\$9,534.80)
65 - COMMODITIES	\$18,500.00	\$74.09	\$12,670.78	68.5%	\$5,829.22
610-816-6504 - MINOR EQUIPMENT	\$2,000.00	\$0.00	\$2,272.70	113.6%	(\$272.70)
610-816-6506 - OFFICE SUPPLIES	\$500.00	\$0.00	\$56.76	11.4%	\$443.24
610-816-6507 - OPERATING SUPPLIES	\$15,000.00	\$74.09	\$6,348.82	42.3%	\$8,651.18
610-816-6510 - SPECIAL & SAFETY EQUIPMENT	\$1,000.00	\$0.00	\$3,992.50	399.3%	(\$2,992.50)
67 - CAPITAL OUTLAY	\$245,000.00	\$0.00	\$241,487.80	98.6%	\$3,512.20
610-816-6727 - CAPITAL EQUIPMENT	\$90,000.00	\$0.00	\$90,331.93	100.4%	(\$331.93)
610-816-6790 - NEW INFRASTRUCTURE	\$155,000.00	\$0.00	\$151,155.87	97.5%	\$3,844.13
TOTAL EXPENSE	\$3,834,679.00	\$281,049.58	\$2,936,058.44	76.6%	\$898,620.56

	Net Budget	Net MTD Balance	Net YTD Balance	Net %	Net Balance
600 - WATER FUND	(\$688,119.00)	(\$174,792.52)	(\$398,048.70)	90.5%	(\$290,070.30)
602 - WATER CONSTRUCTION	\$0.00	\$0.00	\$65,679.46		(\$65,679.46)



City of Independence
Budget Report
 Utilities Department as of 5/22/2026

Percent of Fiscal YTD 91.6 %

	Net Budget	Net MTD Balance	Net YTD Balance	Net %	Net Balance
604 - WATER RELACEMENT FUND	\$0.00	\$0.00	\$1,291.06		(\$1,291.06)
610 - SEWER UTILITY FUND	\$499,685.00	\$35,845.71	\$1,095,079.48	85.9%	(\$595,394.48)
615 - WWTP FUTURE PLANT FUND	\$0.00	\$0.00	\$17,905.23		(\$17,905.23)
619 - SEWER REPLACEMENT FUND	\$0.00	\$0.00	\$739.06		(\$739.06)
620 - WWTP REPLACEMENT FUND	\$0.00	\$0.00	\$14,405.16		(\$14,405.16)
TOTAL (REV LESS EXP)	(\$188,434.00)	(\$138,946.81)	\$797,050.75	89.1%	(\$985,484.75)



CITY COUNCIL MEMORANDUM

TO: City Council

FROM: Susi Lampe, CMC, IaCMC, IaCFO – Assistant City Manager/City Clerk/Treasurer

DATE OF MEETING: May 26, 2026

ITEM TITLE: Transfers – *Information Only*

BACKGROUND:

Attached is documentation showing the Transfers – for Council Information only.

DISCUSSION:

This is for information only; no discussion is necessary.

RESULTS:

The City has established priorities during strategic planning sessions. This item supports the Vision from that session of **promoting and encouraging community involvement and engagement**. This item helps achieve that vision by being transparent and sharing the City's financials.

FINANCIAL CONSIDERATION:

N/A

RECOMMENDATION:

This item is for informational purposes only, no motion is needed or recommended.

Batch Id: PROP TAX Batch Type: Recurring

Account No. Account Description	Type	Debit	Credit	Description	Date	Journal Num	Tracking Id	Seq
001-950-4000 PROPERTY TAXES-GENERAL G/L: 001-999-9996 REVENUE CONTROL	Revenue		68,091.73	5/2026 BUCH CO TAX APPORT	05/15/26			1
001-950-4013 LIABILITY, PROPERTY INSURANCE G/L: 001-999-9996 REVENUE CONTROL	Revenue		12,590.40	5/2026 BUCH CO TAX APPORT	05/15/26			2
001-950-4060 UTILITY EXCISE TAX G/L: 001-999-9996 REVENUE CONTROL	Revenue		93.00	5/2026 BUCH CO TAX APPORT	05/15/26			4
001-950-4080 MOBILE HOME TAXES G/L: 001-999-9996 REVENUE CONTROL	Revenue		12.97	5/2026 BUCH CO TAX APPORT	05/15/26			7
001-000-1110 CASH GENERAL FUND	General Ledger	80,788.10		5/2026 BUCH CO TAX APPORT	05/15/26			13
112-950-4000 PROPERTY TAXES-EMPLOYEE BENEFIT G/L: 112-999-9996 REVENUE CONTROL	Revenue		42,153.25	5/2026 BUCH CO TAX APPORT	05/15/26			14
112-950-4060 UTILITY EXCISE TAX G/L: 112-999-9996 REVENUE CONTROL	Revenue		57.57	5/2026 BUCH CO TAX APPORT	05/15/26			16
112-950-4080 MOBILE HOME TAXES G/L: 112-999-9996 REVENUE CONTROL	Revenue		8.02	5/2026 BUCH CO TAX APPORT	05/15/26			19
112-000-1110 CASH EMPLOYEE BENEFITS	General Ledger	42,218.84		5/2026 BUCH CO TAX APPORT	05/15/26			24
200-950-4000 DEBT SERVICE-TIF TAXES PRPTY G/L: 200-999-9996 REVENUE CONTROL	Revenue		44,642.34	5/2026 BUCH CO TAX APPORT	05/15/26			25

Account No. Account Description	Type	Debit	Credit	Description	Date	Journal Num	Tracking Id	Seq
200-950-4060 UTILITY EXCISE TAX G/L: 200-999-9996 REVENUE CONTROL	Revenue		55.62	5/2026 BUCH CO TAX APPORT	05/15/26			26
200-950-4080 MOBILE HOME TAXES G/L: 200-999-9996 REVENUE CONTROL	Revenue		7.76	5/2026 BUCH CO TAX APPORT	05/15/26			27
200-000-1110 CASH DEBT SERVICE	General Ledger	44,705.72		5/2026 BUCH CO TAX APPORT	05/15/26			30
001-950-4003 AGRICULTURAL LAND TAXES G/L: 001-999-9996 REVENUE CONTROL	Revenue		842.81	5/2026 BUCH CO TAX APPORT	05/15/26			31
001-000-1110 CASH GENERAL FUND	General Ledger	842.81		5/2026 BUCH CO TAX APPORT	05/15/26			32
125-520-4050 TAXES ON TIF-URBAN RENEWAL ARE G/L: 125-999-9996 REVENUE CONTROL	Revenue		26,693.78	5/2026 BUCH CO TAX APPORT	05/15/26			33
125-000-1110 CASH TAX INCREMENT FINANCING	General Ledger	26,693.78		5/2026 BUCH CO TAX APPORT	05/15/26			34
210-950-4600 STREET ASSESSMENTS G/L: 210-999-9996 REVENUE CONTROL	Revenue		1,169.44	5/2026 BUCH CO TAX APPORT	05/15/26			35
210-000-1110 CASH DEBT SPECIAL ASSESSMENT	General Ledger	1,169.44		5/2026 BUCH CO TAX APPORT	05/15/26			36

Entries: 19 Debits: 196,418.69 Credits: 196,418.69

There are NO errors in this listing.



Buchanan County, IA
 210 5th Ave. NE
 PO Box 319
 Independence, IA 50644

Disbursement Statement Item #8.

4/1/2026 - 4/30/2026

INDEPENDENCE CITY
 SUSI LAMPE, CITY CLERK
 331 1ST ST E
 INDEPENDENCE IA 50644

Disbursement Date: 4/30/2026
 Post Date: 5/15/2026

Fund	Levy Rate	Year Collection Type	Total
INDEPENDENCE AG LAND			
AGRICULTURAL LEVY	3.003750	2024 Current Real Estate	\$842.81 ✓
Total For INDEPENDENCE AG LAND	3.003750		\$842.81
INDEPENDENCE AG LAND Year To Date Total: \$5,534.83			
INDEPENDENCE CITY			
GENERAL	8.174740	2024 Current Gas and Electric	\$93.00 ✓
	8.174740	2024 Current Mobile Home	\$12.97 ✓
	8.174740	2024 Current Real Estate	\$68,091.73 ✓
GENERAL Total:			\$68,197.70 ✓
DEBT SERVICE	4.888770	2024 Current Gas and Electric	\$55.62 ✓
	4.888770	2024 Current Mobile Home	\$7.76 ✓
	4.888770	2024 Current Real Estate	\$44,642.34 ✓
DEBT SERVICE Total:			\$44,705.72 ✓
OTHER EMPLOYEE BENEFITS	3.129280	2024 Current Gas and Electric	\$35.60 ✓
	3.129280	2024 Current Mobile Home	\$4.96 ✓
	3.129280	2024 Current Real Estate	\$26,065.43 ✓
OTHER EMPLOYEE BENEFITS Total:			\$26,105.99
EMPLOYEES BENEFITS	1.931420	2024 Current Gas and Electric	\$21.97 ✓
	1.931420	2024 Current Mobile Home	\$3.06 ✓
	1.931420	2024 Current Real Estate	\$16,087.82 ✓
EMPLOYEES BENEFITS Total:			\$16,112.85
INSURANCE	1.509190	2024 Current Gas and Electric	\$17.17 ✓
	1.509190	2024 Current Mobile Home	\$2.39 ✓
	1.509190	2024 Current Real Estate	\$12,570.84 ✓
INSURANCE Total:			\$12,590.40 ✓
Total For INDEPENDENCE CITY	19.633400		\$167,712.66
INDEPENDENCE CITY Year To Date Total: \$5,147,405.89			

add together

42,218.84 ✓




Buchanan County, IA
 210 5th Ave. NE
 PO Box 319
 Independence, IA 50644

Disbursement Statement Item #8.

4/1/2026 - 4/30/2026

Fund	Levy Rate	Year Collection Type	Total
INDEPENDENCE TIF	1.000000	2024 Current Real Estate	\$26,693.78
Total For INDEPENDENCE CITY TIF	1.000000		\$26,693.78
INDEPENDENCE CITY TIF Year To Date Total: \$1,015,256.54			
INDEPENDENCE SPECIALS			
INDEP PAVING	1.000000	2025 Special	\$310.44
	1.000000	2023 Special	\$742.00
	1.000000	2021 Special	\$117.00
INDEP PAVING Total:			\$1,169.44
Total For INDEPENDENCE SPECIALS	1.000000		\$1,169.44
INDEPENDENCE SPECIALS Year To Date Total: \$73,293.71			
Total Disbursement			\$196,418.69

Deposit Information		
Account (Last 4)	Account Type	Amount
3991	Checking	\$196,418.69
	Total:	\$196,418.69



Buchanan County, IA

Special Assessments Paid

Tax Year 2024

Tax District	Project	Parcel Number	Owner	Certificate	Paid Date	Principal Amount	Interest	Amortized Interest	Penalty	Total Payment
INDSP - INDEPENDENCE SPEC ASSESS										
20220124 INDSP SIDEWALK REPAIRS - 20220124 INDSP SIDEWALK REPAIRS <i>PAVING</i>										
0634356012		0634356012	CUE RENTALS LLC		4/9/2026	71.00	46.00	0.00	0.00	117.00 ✓
808 1ST ST W										
Total For 20220124 INDSP SIDEWALK REPAIRS - 20220124 INDSP SIDEWALK REPAIRS						71.00	46.00	0.00	0.00	117.00
20230911 INDSP NUISANCE/MOWING FEES - 20230911 INDSP NUISANCE/MOWING FEES <i>2023-78</i>										
0634356012		0634356012	CUE RENTALS LLC		4/9/2026	209.00	60.00	0.00	0.00	269.00 ✓
808 1ST ST W										
Total For 20230911 INDSP NUISANCE/MOWING FEES - 20230911 INDSP NUISANCE/MOWING FEES						209.00	60.00	0.00	0.00	269.00
20231113.1 INDSP NUISANCE/ MOWING - 20231113.1 INDSP NUISANCE/ MOWING <i>2023-99</i>										
0634356012		0634356012	CUE RENTALS LLC		4/9/2026	309.00	88.00	0.00	0.00	397.00 ✓
808 1ST ST W										
Total For 20231113.1 INDSP NUISANCE/ MOWING - 20231113.1 INDSP NUISANCE/ MOWING						309.00	88.00	0.00	0.00	397.00
20240212 INDSP NUISANCE FEES - 20240212 INDSP NUISANCE FEES <i>2024-12</i>										
0634356012		0634356012	CUE RENTALS LLC		4/9/2026	59.00	17.00	0.00	0.00	76.00 ✓
808 1ST ST W										
Total For 20240212 INDSP NUISANCE FEES - 20240212 INDSP NUISANCE FEES						59.00	17.00	0.00	0.00	76.00
20251013 INDSP NUISANCE - 20251013 INDSP NUISANCE <i>2025-74</i>										
0634356012		0634356012	CUE RENTALS LLC		4/9/2026	250.00	0.00	0.00	0.00	250.00 ✓
808 1ST ST W										
Total For 20251013 INDSP NUISANCE - 20251013 INDSP NUISANCE						250.00	0.00	0.00	0.00	250.00
20260126 INDSP NUISANCE - 20260126 INDSP NUISANCE <i>2026-09</i>										
1004284006		1004284006	AERIS GROVE LLC		4/2/2026	60.44	0.00	0.00	0.00	60.44 ✓
313 3RD AVE SE										
Total For 20260126 INDSP NUISANCE - 20260126 INDSP NUISANCE						60.44	0.00	0.00	0.00	60.44
Totals for INDSP - INDEPENDENCE SPEC ASSESS						958.44	211.00	0.00	0.00	1,169.44

INDEPENDENCE PROPERTY TAX DISBURSEMENT

Enter this column only

County Disbursement Date 4/30/2026**GENERAL****68,197.70**

Bus. Prop Tax Credit/Tier 1 Credit	001-950-4463	0.00
Current Gas Elect	001-950-4060	93.00
Current Grain	001-950-4000	0.00
Homestead/Military	001-950-4000	0.00
current & delinquent mobile home	001-950-4080	12.97
Current & Delinquent Real Estate	001-950-4000	68,091.73
Rollback Replacement	001-950-4464	0.00
Current Utility	001-950-4060	0.00

OTHER EMPLOYEE & EMPLOYEE BENEFITS**42,218.84**

Bus. Prop Tax Credit/Tier 1 Credit	112-950-4463	0.00
Current Gas Elect	112-950-4060	57.57
Current Grain	112-950-4000	0.00
Homestead/Military	112-950-4000	0.00
current & delinquent mobile home	112-950-4080	8.02
Current & Delinquent Real Estate	112-950-4000	42,153.25
Rollback Replacement	112-950-4464	0.00
Current Utility	112-950-4060	0.00

DEBT SERVICE**44,705.72**

Bus. Prop Tax Credit/Tier 1 Credit	200-950-4463	0.00
Current Gas Elect	200-950-4060	55.62
Current Grain	200-950-4000	0.00
Homestead/Military	200-950-4000	0.00
current & delinquent mobile home	200-950-4080	7.76
Current & Delinquent Real Estate	200-950-4000	44,642.34
Rollback Replacement	200-950-4464	0.00
Current Utility	200-950-4060	0.00

INSURANCE**12,590.40**

Bus. Prop Tax Credit/Tier 1 Credit	001-950-4013	0.00
Current Gas Elect	001-950-4013	17.17
Current Grain	001-950-4013	0.00
Homestead/Military	001-950-4013	0.00
current & delinquent mobile home	001-950-4013	2.39
Current & Delinquent Real Estate	001-950-4013	12,570.84
Rollback Replacement	001-950-4013	0.00
Current Utility	001-950-4013	0.00

EMERGENCY

			0.00
Bus. Prop Tax Credit/ Tier 1 Credit	119-950-4463	0.00	
Current Gas Elect	119-950-4060	0.00	
Current Grain	119-950-4000	0.00	
Homestead/Military	119-950-4000	0.00	
current & delinquent mobile home	119-950-4080	0.00	
Current & Delinquent Real Estate	119-950-4000	0.00	
Rollback Replacement	119-950-4464	0.00	
Current Utility	119-950-4060	0.00	

CIVIC CENTER

			0.00
Bus. Prop Tax Credit/ Tier 1 Credit	001-950-4008	0.00	
Current Gas Elect	001-950-4008	0.00	
Current Grain	001-950-4008	0.00	
Homestead/Military	001-950-4008	0.00	
current & delinquent mobile home	001-950-4008	0.00	
Current & Delinquent Real Estate	001-950-4008	0.00	
Rollback Replacement	001-950-4008	0.00	
Current Utility	001-950-4008	0.00	

167,712.66

AGLAND

001-950-4003 **842.81**

TIF

Bus. Prop Tax Credit/ Tier 1 Credit	125-520-4463	0.00	
Current Taxes	125-520-4050	26,693.78	
Homestead/Military	125-520-4050	0.00	
		26,693.78	26,693.78

DEBT - TIF

Bus. Prop Tax Credit/ Tier 1 Credit	200-950-4463	0.00	
Current Taxes	200-950-4000	0.00	
Homestead/Military	200-950-4000	0.00	
		0.00	0.00

SPECIAL ASSESS

INDEP PAVING	210-950-4600	1,169.44	
INDEP SIDEWALKS	210-950-4601	0.00	
		1,169.44	1,169.44

TOTAL: 196,418.69

5 BANK TRANSACTION ENTRY CODES:

1 GENERAL PROPERTY TAXES			
T A X 1 P R O P E R T Y	001-950-4000	PROP TX	68,091.73 C
	001-950-4008	CIVIC CENTER	0.00 C
	001-950-4013	INSURANCE	12,590.40 C
	001-950-4060	UTIL/EXCISE	93.00 C
	001-950-4080	MOBILE HOME	12.97 C
	001-950-4463	Bus. Prop Tax Credit/ Tier 1 Credit	0.00 C
	001-950-4464	GEN COMM/IN	0.00 C
	001-000-1110	CASH-GENERAL	80,788.10 D
	112-950-4000	EMPLOYEE BEN	42,153.25 C
	112-950-4060	UTIL/EXCISE	57.57 C
	112-950-4080	EMP MOB HOME	8.02 C
	112-950-4463	Bus. Prop Tax Credit/ Tier 1 Credit	0.00 C
	112-950-4464	EMP COMM/IN	0.00 C
	112-000-1110	CASH-GENERAL	42,218.84 D
	200-950-4000	DEBT SERVICE	44,642.34 C
200-950-4060	UTIL/EXCISE	55.62 C	
200-950-4080	DEBT MOB HME	7.76 C	
200-950-4463	Bus. Prop Tax Credit/ Tier 1 Credit	0.00 C	
200-950-4464	DEBT COMM/IN	0.00 C	
200-000-1110	CASH-GENERAL	44,705.72 D	
		167,712.66	

P T R A O R X P T 2 E Y	119-950-4000	EMERGENCY	0.00 C
	119-950-4060	UTIL/EXCISE	0.00 C
	119-950-4080	EM MOB HOME	0.00 C
	119-950-4463	Bus. Prop Tax Credit/ Tier 1 Credit	0.00 C
	119-950-4464	EM COMM/IN	0.00 C
	119-000-1110	CASH-GENERAL	0.00 D
		167,712.66	

2 AG LAND PROPERTY TAX (TAX AGLAND)			
	001-950-4003	AG LAND	842.81 C
	001-000-1110	CASH-GENERAL	842.81 D

3 TIF PROPERTY TAX (TIF TAXES)			
	125-520-4463	Bus. Prop Tax Credit/ Tier 1 Credit	0.00
	125-520-4050	TIF TAXES	26,693.78 C
	125-000-1110	CASH-GENERAL	26,693.78 D

4	DEBT SERVICE PROPERTY TAX - TIF			
	125-520-4051	DEBT SERVICE	0.00	C
	125-000-1110	CASH-GENERAL	0.00	D

5	SPECIAL ASSESSMENTS PROPERTY TAX (TAX STR ASSESS)			
	210-950-4600	SPEC ASSES/PAVING	1,169.44	C
	210-950-4601	SPEC ASSES/SIDEWALKS	0.00	C
	210-000-1110	CASH-GENERAL	1,169.44	D

TOTAL: 196,418.69
PROOF: 0.00

Effective FY2025, Emergency Levy (119) and Civic Center Levy (001 > 323) were combined into the General Levy

May 15, 2026
09:19 AM

Independence City
G/L Batch Update/Posting Report

Page

Item #8.

Batch: PROP TAX	Valid Entries: 19	Valid Debits: 196,418.69	Valid Credits: 196,418.69	Ref Num: 367
-----------------	-------------------	--------------------------	---------------------------	--------------

Batch Id: MONTHTXR Batch Type: Recurring

Account No. Account Description	Type	Debit	Credit	Description	Date	Journal Num	Tracking Id	Seq
001-910-6910 TRANSFER OUT - GENERAL FUND G/L: 001-999-9998 EXPENSE CONTROL	Expenditure	32,109.50		TRANSFER OUT-GEN FUND	05/15/26			1
001-000-1110 CASH GENERAL FUND	General Ledger		32,109.50	GEN FUND CASH	05/15/26			2
003-910-4830 TRANSFER IN - LIBRARY G/L: 003-999-9996 REVENUE CONTROL	Revenue		32,109.50	TRANSFER IN-LIBRARY	05/15/26			3
003-000-1110 CASH LIBRARY	General Ledger	32,109.50		LIBRARY CASH	05/15/26			4
005-910-6910 TRANSFER OUT - HOTEL/MOTEL TAX G/L: 005-999-9998 EXPENSE CONTROL	Expenditure	2,500.00		TRANSFER OUT-H-M	05/15/26			5
005-000-1110 CASH HOTEL-MOTEL TAX	General Ledger		2,500.00	H-M CASH	05/15/26			6
003-910-4830 TRANSFER IN - LIBRARY G/L: 003-999-9996 REVENUE CONTROL	Revenue		2,500.00	TRANSFER IN-LIBRARY	05/15/26			7
003-000-1110 CASH LIBRARY	General Ledger	2,500.00		LIBRARY CASH	05/15/26			8
600-910-6910 TRANSFER OUT - WATER G/L: 600-999-9998 EXPENSE CONTROL	Expenditure	7,737.91		TRANSFER OUT-WATER	05/15/26			9
600-000-1110 CASH WATER	General Ledger		7,737.91	WATER CASH	05/15/26			10
605-910-4830 TRANSFER IN	Revenue		7,737.91	WATER REV BOND	05/15/26			11

Account No. Account Description	Type	Debit	Credit	Description	Date	Journal Num	Tracking Id	Seq
G/L: 605-999-9996 REVENUE CONTROL								
605-000-1110 CASH 2021 WATER REV BOND	General Ledger	7,737.91		WATER REV BOND CASH	05/15/26			12
610-910-6910 TRANSFER OUT - SEWER G/L: 610-999-9998 EXPENSE CONTROL	Expenditure	7,928.41		TRANSFER OUT-SEWER	05/15/26			13
610-000-1110 CASH SEWER	General Ledger		7,928.41	SEWER CASH	05/15/26			14
611-910-4830 TRANSFER IN - SRF SINKING G/L: 611-999-9996 REVENUE CONTROL	Revenue		7,928.41	TRANSFER IN-SRF SINKING	05/15/26			15
611-000-1110 CHECKING - SRF SINKING FUND	General Ledger	7,928.41		SRF SINKING CASH	05/15/26			16
610-910-6910 TRANSFER OUT - SEWER G/L: 610-999-9998 EXPENSE CONTROL	Expenditure	20,825.00		TRANSFER OUT-SEWER	05/15/26			17
610-000-1110 CASH SEWER	General Ledger		20,825.00	SEWER CASH	05/15/26			18
200-910-4830 TRANSFER IN - DEBT SERVICE G/L: 200-999-9996 REVENUE CONTROL	Revenue		20,825.00	TRANSFER IN-DEBT SVC	05/15/26			19
200-000-1110 CASH DEBT SERVICE	General Ledger	20,825.00		DEBT SVC CASH	05/15/26			20
740-910-6910 TRANSFER OUT G/L: 740-999-9998 EXPENSE CONTROL	Expenditure	4,166.66		TRANSFER OUT-STORM WATER	05/15/26			21
740-000-1110 CASH STORM WATER	General Ledger		4,166.66	STORM WATER CASH	05/15/26			22

Account No. Account Description	Type	Debit	Credit	Description	Date	Journal Num	Tracking Id	Seq
200-910-4830 TRANSFER IN - DEBT SERVICE G/L: 200-999-9996 REVENUE CONTROL	Revenue		4,166.66	TRANSFER IN-DEBT SVC	05/15/26			23
200-000-1110 CASH DEBT SERVICE	General Ledger	4,166.66		DEBT SVC CASH	05/15/26			24

Entries: 24 Debits: 150,534.96 Credits: 150,534.96

There are NO errors in this listing.

MONTHLY TRANSFERS

Library		Library		Water Rev		2019 REV Bond SRF		2025 REV Bond SRF		2021 GO Sewer		2023 GO		THIS FOR ALL TRANSFERS		
Jul-25	32,109.50	Jul-25	2,500.00	Jul-25	7,737.92	Jul-25	7,928.42	Jul-25	141,623.00	Jul-25	20,825.00	Jul-25	4,166.67	216,890.51	2	433,781.02
Aug-25	32,109.50	Aug-25	2,500.00	Aug-25	7,737.92	Aug-25	7,928.42	Aug-25	141,623.00	Aug-25	20,825.00	Aug-25	4,166.67	216,890.51	2	433,781.02
Sep-25	32,109.50	Sep-25	2,500.00	Sep-25	7,737.92	Sep-25	7,928.42	Sep-25	141,623.00	Sep-25	20,825.00	Sep-25	4,166.67	216,890.51	2	433,781.02
Oct-25	32,109.50	Oct-25	2,500.00	Oct-25	7,737.92	Oct-25	7,928.42	Oct-25	141,623.00	Oct-25	20,825.00	Oct-25	4,166.67	216,890.51	2	433,781.02
Nov-25	32,109.50	Nov-25	2,500.00	Nov-25	7,737.92	Nov-25	7,928.42	Nov-25	141,623.00	Nov-25	20,825.00	Nov-25	4,166.67	216,890.51	2	433,781.02
Dec-25	32,109.50	Dec-25	2,500.00	Dec-25	7,737.92	Dec-25	7,928.42	Dec-25	141,623.00	Dec-25	20,825.00	Dec-25	4,166.67	216,890.51	2	433,781.02
Jan-26	32,109.50	Jan-26	2,500.00	Jan-26	7,737.92	Jan-26	7,928.42	Jan-26	141,623.00	Jan-26	20,825.00	Jan-26	4,166.67	216,890.51	2	433,781.02
Feb-26	32,109.50	Feb-26	2,500.00	Feb-26	7,737.92	Feb-26	7,928.42	Feb-26	141,623.00	Feb-26	20,825.00	Feb-26	4,166.67	216,890.51	2	433,781.02
Mar-26	32,109.50	Mar-26	2,500.00	Mar-26	7,737.91	Mar-26	7,928.41	Mar-26	141,623.00	Mar-26	20,825.00	Mar-26	4,166.66	216,890.48	2	433,780.96
Apr-26	32,109.50	Apr-26	2,500.00	Apr-26	7,737.91	Apr-26	7,928.41	Apr-26	141,623.00	Apr-26	20,825.00	Apr-26	4,166.66	216,890.48	2	433,780.96
May-26	32,109.50 ✓	May-26	2,500.00 ✓	May-26	7,737.91 ✓	May-26	7,928.41 ✓	May-26	141,623.00	May-26	20,825.00 ✓	May-26	4,166.66 ✓	216,890.48	2	433,780.96
Jun-26	32,109.50	Jun-26	2,500.00	Jun-26	7,737.91	Jun-26	7,928.41	Jun-26	141,623.00	Jun-26	20,825.00	Jun-26	4,166.66	216,890.48	2	433,780.96
	<u>385,314.00</u>		<u>30,000.00</u>		<u>92,855.00</u>		<u>95,141.00</u>		<u>1,699,476.00</u>		<u>249,900.00</u>		<u>50,000.00</u>			

385,314.00
001 to 003

30,000.00
005 to 003

92,855.00
600 to 605

95,141.00
610 to 611

1,699,476.00
610 to 611

249,900.00
610 to 200

50,000.00
740 to 200

DONE

TO DO

THIS WAS FOR PLANNING FOR THE BUDGET. WAIT TO DO THIS MONTHLY TRANSFER UNTIL GET ACTUAL SCHEDULE

THIS EXCLUDES 2025 SRF

75,267.51	2	150,535.02
75,267.51	2	150,535.02
75,267.51	2	150,535.02
75,267.51	2	150,535.02
75,267.51	2	150,535.02
75,267.51	2	150,535.02
75,267.51	2	150,535.02
75,267.51	2	150,535.02
75,267.48	2	150,534.96
75,267.48	2	150,534.96
75,267.48	2	150,534.96 ✓
75,267.48	2	150,534.96

May 15, 2026
09:29 AM

Independence City
G/L Batch Update/Posting Report

Pa

Item #8.

Batch: MONTHXR	Valid Entries: 24	Valid Debits: 150,534.96	Valid Credits: 150,534.96	Ref Num: 368
----------------	-------------------	--------------------------	---------------------------	--------------



CITY COUNCIL MEMORANDUM

TO: Matthew R. Schmitz, MPA - City Manager

FROM: Susi Lampe, CMC, IaCMC, IaCFO – Assistant City Manager/City Clerk/Treasurer

DATE OF MEETING: May 26, 2026

ITEM TITLE: Third and Final Reading of an Ordinance Amendment to Chapter 170 Zoning Regulations

BACKGROUND:

Michael McDonald applied for a rezoning request to the City on March 18, 2026. The Planning & Zoning Commission reviewed and recommended approval of the request on April 7, 2026. Council met on April 13, 2026, and set a public hearing to be held on April 27, 2026, for the public to speak on this topic. The first reading of this ordinance was on April 27, 2026. The second reading of this ordinance was on May 11, 2026.

DISCUSSION:

It's important to remember that when considering a rezoning request, the discussion should be about the area's character and whether it fits in that area, not about specific portions of the planned future improvements. It should be considered solely based on the merits of the zoning and whether that zoning fits in that area.

In this situation, Staff believes that this rezoning is appropriate for the future use of this area.

RESULTS:

The City has established priorities during strategic planning sessions. This item supports the Vision from that session of **encouraging a supportive environment for businesses, workforce, and economic development**. This item helps achieve that vision by changing the current zoning of M-2 Heavy Industrial/Manufacturing to C-2 Commercial to allow for future development of the area.

FINANCIAL CONSIDERATION:

Once the new supplement has been mailed to City Hall, fees will need to be paid to Simmering-Cory Iowa Codification. Additional publication costs will also be incurred.

RECOMMENDATION:

Staff recommends a motion to approve the third and final reading of an ordinance that amends provisions pertaining to Chapter 170 – Zoning Regulations, and to authorize the Mayor to sign the Ordinance. The changes will be effective upon the ordinance summary being published in the newspaper.

ORDINANCE NO. 2026-

AN ORDINANCE AMENDING ORDINANCE 254-0898 OF THE CITY OF INDEPENDENCE, IOWA, BY REZONING CERTAIN PROPERTY MORE PARTICULARLY DESCRIBED IN SECTION 1 OF THIS ORDINANCE AND BY AMENDING THE OFFICIAL ZONING MAP.

BE IT ORDAINED by the City Council of Independence, Iowa:

SECTION 1. That in accordance with Ordinance 254-0898, being the "Independence Zoning Ordinance", the properties legally located at:

The East 120.50 feet of Lot 1, Waskow & Nabholz 2nd Addition to the City of Independence, Buchanan County, Iowa. Described land contains 0.49 acres, subject to any easements recorded or unrecorded, as shown on the official zoning map, hereby be rezoned and changed to "C-2" Commercial.

SECTION 2. COMPLIANCE. That this Ordinance is in compliance with the updated Comprehensive Plan of the City of Independence, Iowa; adopted on December 30, 2014.

SECTION 3. WHEN EFFECTIVE. This ordinance shall be in effect from and after its final passage, approval and publication as provided by law.

SECTION 4. COSTS. That the petitioners shall be required to pay the City Clerk all costs connected with this Ordinance.

PASSED AND APPROVED by the City Council of Independence, Iowa, on this 26th day of May 2026.

Brad Bleichner, Mayor of the City of Independence, IA

ATTEST:

Susi Lampe, CMC, IaCMC, IaCFO,
Assistant City Manager/City Clerk/Treasurer of the City of Independence, IA

First Reading: April 27, 2026
Second Reading: May 11, 2026
Third Reading: May 26, 2026

I certify that the foregoing was published as Ordinance No. 2026-____ on the ____ day of _____ 2026.

Susi Lampe, CMC, IaCMC, IaCFO,
Assistant City Manager/City Clerk/Treasurer of the City of Independence, IA

1005100012

1005100007

1005300015

00017

1005300018

00012

1005300011

1005300020

1005300019

20TH AVE SW

1005251018

1005400016

1005400002

ERE ERE EREERE

1005400003

Item #9.

134



CITY COUNCIL MEMORANDUM

TO: Matthew R. Schmitz, MPA - City Manager

FROM: Susi Lampe, CMC, IaCMC, IaCFO – Assistant City Manager/City Clerk/Treasurer

DATE OF MEETING: May 26, 2026

ITEM TITLE: Public Hearing on the Proposal to Sell Real Property – 204 3rd St. NE

BACKGROUND:

This public hearing provides an opportunity for the public to speak in support of or in opposition to the topic.

DISCUSSION:

No discussion is necessary as this item is for the Public to present comments and concerns about the project.

It is worth noting that two bids were received for the sale of this property. The Council's discussion of those bids will be during the next agenda item.

RESULTS:

The City has established priorities during strategic planning sessions. This item supports the Vision from that session of **promoting and encouraging community involvement and engagement**. This item helps achieve that vision by engaging the community to express their thoughts about this topic.

FINANCIAL CONSIDERATION:

There is no financial consideration in holding the public hearing on the proposal to sell real property.

RECOMMENDATION:

Staff recommends that the Mayor hold a public hearing by stating, "Pursuant to the agenda, I will now convene a public hearing for the proposal to sell real property." After comments are heard, the Mayor must state, "I will now close the public hearing and the City Clerk shall note all comments in the record."



CITY COUNCIL MEMORANDUM

TO: Matthew R. Schmitz, MPA - City Manager

FROM: Susi Lampe, CMC, IaCMC, IaCFO – Assistant City Manager/City Clerk/Treasurer

DATE OF MEETING: May 26, 2026

ITEM TITLE: Resolution Awarding Bid and Authorizing Sale – 204 3rd St NE

BACKGROUND:

The City of Independence acquired the property at 204 3rd Street NE by Court Order pursuant to Iowa Code Section 657A.10B, following a District Court finding that the property had been abandoned. The City Council determined there is no designated public use for the site. Furthermore, continued ownership of the property would necessitate ongoing maintenance at the public's expense. The objective of selling the property is to generate sufficient funds to reimburse our acquisition expenses and to financially support our ongoing nuisance abatement program.

DISCUSSION:

In compliance with state laws concerning the disposal of real property, we solicited public bids for the sale of the site. We received two bids prior to the May 19, 2026, deadline. Jared Donnelly submitted the high bid of \$5,000. Dustin Dallenbach submitted a bid of \$4,500.

Mr. Donnelly's proposal includes demolishing the existing primary structure and partnering with the Independence Community School District to construct a Building Trades home on the lot, with construction anticipated to begin in the fall of 2027. His proposal also noted his intent to save and repair the existing garage. Although his formal written response did not include a specific timeline for the garage repair, the City Manager reached out to Mr. Donnelly, the high bidder, directly to clarify the point. Mr. Donnelly confirmed that he will hire out the garage repair immediately, and it will be completed in conjunction with the demolition of the primary structure.

RESULTS:

The City has established priorities during strategic planning sessions. This item supports the Vision from that session of **encouraging a supportive environment for businesses, workforce, and economic development**, and **supporting and enhancing City infrastructure**. This item helps achieve that vision by eliminating an abandoned nuisance property and replacing it with a community-focused partnership that provides hands-on educational opportunities for local students while ultimately adding a new home to our housing stock.

FINANCIAL CONSIDERATION:

The sale of this property will generate \$5,000 in revenue from the successful bidder, Jared Donnelly. These funds will be used to reimburse the City for the costs associated with acquiring the property, with any remaining funds supporting our ongoing nuisance abatement program.

RECOMMENDATION:

Staff recommends a motion to approve and authorize the Mayor to sign the resolution awarding the bid and authorizing the sale of 204 3rd Street NE to Jared Donnelly for a purchase price of \$5,000.

RESOLUTION NO. 2026-

**A RESOLUTION AWARDED BID AND AUTHORIZING SALE OF 204
3RD STREET NE**

WHEREAS, the City of Independence is the owner of that real property (“Property”) situated in the City of Independence, County of Buchanan, and State of Iowa, locally known as 204 3rd Street NE (Parcel No. 06.34.455.002), the same being legally described as follows:

Lot 4, except the West 30 feet thereof, all in Block 15, of Stoughton and McClure’s Addition to Independence, Buchanan County, Iowa.

WHEREAS, the City acquired title to the Property by Court Order pursuant to the provisions of Iowa Code §657A.10B upon the Iowa District Court for Buchanan finding the Property had been abandoned as a matter of law; and

WHEREAS, the City Council for the City of Independence has identified no public use for the Property; continued ownership of the Property would necessitate ongoing maintenance at public expenses; and the sale of the Property promises to generate sufficient funds to reimburse the City for its expense to acquire the Property, and to support the City’s ongoing nuisance abatement program; and

WHEREAS, the City Council, in compliance with the laws of the State of Iowa concerning the disposal of interests in real property by sale, solicited public bids for the sale of the Property; and

WHEREAS, City Staff has identified _____ to be the highest responsive and responsible bidder pursuant to its attached bid for \$ _____ and rehabilitation of the Property as provided therein; and

WHEREAS, City Staff recommends that the City Council award the bid and sell the Property be sold to _____ in exchange for the purchase price, rehabilitation of the Property, and other good and valuable consideration as set forth in _____’s bid; and

WHEREAS, The City Council held a duly noticed public hearing as part of its regular meeting at 5:30 P.M. on May 26th, 2026, at City Hall, 331 1st Street East, Independence, Iowa, for purposes of obtaining public input on the proposed sale of the Property by the winning bidder.

NOW, THEREFORE, BE IT RESOLVED by the City Council of the City of Independence, Iowa:

Section 1: That the City Council of the City of Independence, Iowa, hereby awards the bid and authorizes the sale of 204 3rd Street NE to _____ pursuant to its attached bid for \$ _____ and rehabilitation of the Property as provided therein.

Section 2. That the City Attorney is hereby authorized and directed to negotiate a Purchase Agreement for the sale of 204 3rd Street NE to _____ consistent with the provisions of this Resolution and the approved Bid Packet.

Section 3. That the City Manager is hereby authorized and directed to execute such Purchase Agreement, and such other documents as may be required to facilitate the sale of 204 3rd Street NE to _____ as provided herein.

RESOLUTION NO. 2026- was passed and approved by a majority vote of the City Council of Independence, Iowa, on the 26th day of May 2026.

Record of Voting:

Ayes:

Nays:

Abstain:

RESOLUTION NO. 2026- declared passed and adopted by the Mayor on this 26th day of May 2026.


Brad Bleichner, Mayor of the City of Independence, Iowa

ATTEST:

Susi Lampe, IaCMC, IaCFO,
Assistant City Manager/City Clerk/Treasurer of the City of Independence, Iowa

Response to Request for Proposals City of Independence Property

By signing and initialing below, I am stating that I understand the terms of this RFP and agree with its requirements.

Your signature(s): 

Printed name(s): Jared Donnelly

Business, if applicable: Precision Plb, Htg, & Air

Address: 801 3rd Ave SE

Phone #: 319 271 0012 Date: 5-12-26

Email: Jfdonnelly2@gmail.com

1. I Acknowledge that the Property is being sold as is, including all personal property and contents located at the property at the time of sale: Yes
2. I Acknowledge that the closing on the transaction will be scheduled to occur within thirty (30) days of the acceptance of the successful proposal: Yes
3. I Acknowledge that that the Primary Structure on the Property must be demolished within ninety (90) days of closing: Yes
4. I Acknowledge that the Accessory Structure on the Property must be demolished (including removal of the concrete pad and/or any footings) or restored to a condition that is compliant with all applicable codes within one (1) year of closing, only if a new Primary Structure is constructed on the property within the same timeframe: Yes
5. I Acknowledge that the City has not performed any inspections of the Property, including but not limited to inspections for asbestos, lead, or any other potential hazard, and makes no representations regarding the presence or absence of said materials: Yes
6. I Acknowledge that while the City will provide an abstract to the property, that the property will be transferred by the City by Quit Claim Deed: Yes
7. I Acknowledge that the successful bidder will be required to execute a Purchase Agreement with the City within seven (7) days of the Council approval of the sale, and a Right of Reversion Agreement that will provide for the automatic reversion of any property purchased that has not been demolished within the agreed upon ninety (90) day from closing timeline: Yes
8. I Acknowledge that this Proposal is not contingent upon the occurrence of any event or circumstance, such as financing or appraisal: Yes

Description of the intended use of the Property, the proposed timeline for the intended use, and any other information deemed appropriate.

We Plan on demolishing the house, saving the garage to fix it up.

We Plan on using the lot for a Building trades house in the fall of 2027

To whom this may concern,


I, the owner of JDRS Properties & Precision Plumbing Heating and Air, am writing in regards to the property located at 204 3rd St NE in Independence, Iowa. I am interested in submitting a formal proposal to purchase this property through the city.

Upon approval and completion of the purchase, the existing structure would be fully demolished, including the basement and all accessory structures, excluding the garage. All demolition debris would be properly removed and hauled away. This project is intended to support the development of a Building Trades home for our 6th consecutive year in partnership with the Independence Community School District, with construction anticipated to begin in Fall 2027.

- Demolition will be completed within the granted 90 days of purchase
- Removal and hauling all structures will be included within the demolition period
- Site preparation and initial groundwork are anticipated to begin in early Summer 2026
- Construction of the new structure is expected to begin in Fall 2027
- Project completion is projected for Spring 2028

In conclusion, I am formally submitting an offer to purchase this property for \$5,000 for the purpose of constructing the 2027-2028 Building Trades home.


Thank you for your consideration.

Signature: 

Date: 5-12-26

Response to Request for Proposals City of Independence Property

By signing and initialing below, I am stating that I understand the terms of this RFP and agree with its requirements.

Your signature(s): 

Printed name(s): Dustin Dallenbach

Business, if applicable: _____

Address: 210 2nd St NE Independence

Phone #: 319-240-0366 Date: 5/7/26

Email: ddallenbach27@gmail.com

1. I Acknowledge that the Property is being sold as is, including all personal property and contents located at the property at the time of sale: DD

2. I Acknowledge that the closing on the transaction will be scheduled to occur within thirty (30) days of the acceptance of the successful proposal: DD

3. I Acknowledge that that the Primary Structure on the Property must be demolished within ninety (90) days of closing: DD

4. I Acknowledge that the Accessory Structure on the Property must be demolished (including removal of the concrete pad and/or any footings) or restored to a condition that is compliant with all applicable codes within one (1) year of closing, only if a new Primary Structure is constructed on the property within the same timeframe: DD

5. I Acknowledge that the City has not performed any inspections of the Property, including but not limited to inspections for asbestos, lead, or any other potential hazard, and makes no representations regarding the presence or absence of said materials: DD

6. I Acknowledge that while the City will provide an abstract to the property, that the property will be transferred by the City by Quit Claim Deed: DD

7. I Acknowledge that the successful bidder will be required to execute a Purchase Agreement with the City within seven (7) days of the Council approval of the sale, and a Right of Reversion Agreement that will provide for the automatic reversion of any property purchased that has not been demolished within the agreed upon ninety (90) day from closing timeline: DD

8. I Acknowledge that this Proposal is not contingent upon the occurrence of any event or circumstance, such as financing or appraisal: DD

Description of the intended use of the Property, the proposed timeline for the intended use, and any other information deemed appropriate.

~~We would take the house down and clean up the property.
We then have 2 options.~~

~~The City of Cedar Rapids are taking down some houses next to the river~~

See Attached.

204 3rd St. NE, Independence

A. Proposed purchase price: \$4,500

B. Option 1

I am aware of a 931-square-foot house near the Cedar River in Cedar Rapids that the city purchased and plans to demolish. I know the previous owner, and much of the home was remodeled in 2008 following the flood. I have not yet contacted the City of Cedar Rapids, but if I acquire the lot in Independence, I have reached out to the City of Cedar Rapids, and they are looking into this on their end. I have already contacted a house moving company and obtained an estimate for the move.

Option 2

I would like to build a small house on the property. My first step would be to contact local schools to see whether they would be interested in partnering on the project and providing students with a hands-on learning opportunity. If that is not feasible, I would move forward with having a house built on the property independently.

Under either option, my goal is to put a house on the property and improve the existing garage with new sheeting, siding, roofing, and doors.

C. Estimated cost is as follows

\$10,000 to demolish the existing house and remove the debris.

\$20,000 for the basement

\$20,000 for moving house from Cedar Rapids

\$15,000 in addition for incidental expenses.

\$6,000 for fixing up garage

If I build a house on the property, I estimate the total investment would be approximately

\$10,000 for demolishing and removal

\$20,000 for basement

\$50,000 for Material for building a house.

\$6000 for fixing up garage

D. If my bid for the property is accepted, I will have the house torn down right away and work on getting one of the options established and started within 30 days. The project will be done as soon as possible but will not take longer than 1 year.

- E. Over the past 15 years, I have owned, remodeled, and rented houses. I have also moved houses, garages, and barns. Through my LLCs, we currently own 17 rental properties, with all but three located in Independence.

- F. Our rental businesses are performing well, and even after purchasing eight properties last year, we are still looking to expand. Bank Iowa is our primary bank, and I have already discussed this opportunity with them.

Bid / Adn	Description	Units	Year
	101 Single-Family		
	1 Story Frame	896 SF	
	Base Heat: FHA - Gas		
	Add Central Air	896 SF	
	Add Floor & Stairs attic		
#1	Porch: 1S Frame Enclosed	80 SF	
D1	Wood Deck	221 SF	
	Plumbing	1	
1 of 2 Adtn	1 Story Frame	11 SF	1928
2 of 2 Adtn	1 Story Frame	24 SF	1928
Gar	Det Frame	16' X 32' 512 SF	1998

Prior Year	Comment	Value Type	Location	Class	Land Value	Dwelling Value	Improvement Value	M & E Value	Total Value
2025		Appr	Urban	Res	\$49,700	\$115,700	\$0	\$0	\$165,400
2024		Appr	Urban	Res	\$49,700	\$109,100	\$0	\$0	\$158,800
2023		Appr	Urban	Res	\$49,700	\$109,100	\$0	\$0	\$158,800
2022		Appr	Urban	Res	\$49,700	\$94,200	\$0	\$0	\$143,900
2021		Appr	Urban	Res	\$49,700	\$94,200	\$0	\$0	\$143,900
2020		Appr	Urban	Res	\$49,700	\$88,200	\$0	\$0	\$137,900
2019		Appr	Urban	Res	\$49,700	\$88,200	\$0	\$0	\$137,900
2018		Appr	Urban	Res	\$49,700	\$84,300	\$0	\$0	\$134,000
2017		Appr	Urban	Res	\$49,700	\$80,400	\$0	\$0	\$130,100
2016		Appr	Urban	Res	\$49,700	\$79,000	\$0	\$0	\$128,700
2015		Appr	Urban	Res	\$37,300	\$61,500	\$0	\$0	\$98,800
2014	W/EX: \$96,840 Total; \$37,260 Land; \$59,580	BoFR	Urban	Res	\$37,260	\$59,580	\$0	\$0	\$96,840
2013		BoFR	Urban	Res	\$37,260	\$59,580	\$0	\$0	\$96,840
2012		BoFR	Urban	Res	\$29,808	\$47,880	\$0	\$0	\$77,688
2011		BoFR			\$29,808	\$47,880	\$0	\$0	\$77,688
2010		BoFR			\$24,840	\$39,900	\$0	\$0	\$64,740
2009		BoFR			\$24,840	\$38,898	\$0	\$0	\$63,738
2008		BoFR			\$49,680	\$43,543	\$0	\$0	\$93,223
2007		BoFR			\$49,680	\$43,543	\$0	\$0	\$93,223

PDF#PIN: 036+14174-51009-00000
2006

Import

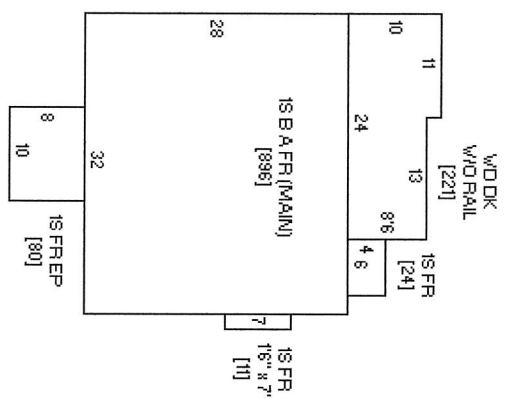
\$49,680

\$40,318

\$0

Thu, 4/30/2026, 9:54 PM

Page 5
\$89,998



Sketch 1 of 1



Photo 1 of 6 10/13/2025



Photo 2 of 6 08/31/2021



Photo 3 of 6 10/01/2019



Photo 4 of 6 05/08/2013



Photo 5 of 6 10/01/2008




Photo 6 of 6 12/30/1899

Notes:

PRE RVAL: BI=GD.9/16/02 ADD CRPRT.TH

08/28/2003-1940'S CABINETS, ROOF 1988±, FURNACE/AC 1992±. SIDING APPEARS TO BE FROM 90'S.

IBR 3/18/2005-NO CHANGE. 2005 BOARD OF REVIEW PETITION #255 REDUCE TO \$89,998

1-2009 FLOOD REPAIRS COMPLETE. REMOVED. FINISHED STAIRS & 64 S.F. FRAME SHED. 12/18/08 JC

1-2009 -- FLOOD ECONOMIC ADJUSTMENT 50%

2009 BOARD OF REVIEW PETITION # 149 NO CHANGE.

1-2010 6YR CYCLE - CHANGED CONDITION OF DWLG FROM ABOVE NML TO VERY GOOD; NEWER WINDOWS & ROOF; CHANGED INTERIOR FINISH FROM PLASTER TO DRYWALL; CHANGED FLOORING TYPE FROM CARPET/VINYL TO HDWD; REPLACED IN 2008 DUE TO FLOOD (PER NOTES & PERMIT INFO); FURNACE, ELEC, INSULATION DRYWALL-UP TO CEILING, FLOORING FINISH (NEW HDWD), UPPER/LOWER KITCHEN CABINETS & COUNTERTOPS & PLUMB FIX'S; POWERWASHED EXTERIOR; INFO PER OWNER. 3/11/2010 JC 1-2010 - HOMEOWNER QUESTIONNAIRE MAILED 3/2/2010. RETURNED 3/11/2010

1-2011 CHGD FLOOD ECONOMIC ADJUSTMENT TO 40% - 2/23/2011 CLP

1-2013 CHANGED FLOOD ECON OBSOL TO 25% DUE TO MARKET/EQUITY. 2/22/13 JKB

1-2013 INFORMAL HEARING CHANGE FROM \$97,110 TO \$96,840. REMOVE VALUE FROM PATTO(CONSIDER PART OF DRIVEWAY). INSPECTED JKB 4/2/13

1-2013 BOARD OF REVIEW PETITION # 0378 NO CHANGE. JKB 5/16/13

1-2015 UPDATED MANUAL LEVEL AND DEPRECIATION SCHEDULE BASED ON MARKET CONDITIONS.

1-2015 BOARD OF REVIEW PETITION #0129 NO CHANGE.

1-2016 - REMOVED -25% FLOOD ECONOMIC FROM LAND & DWLG. 11/17/2015 JC



Item #11.

Plan 2

Crosswood Home Material List

Design America Plan #10018

Model Number: 10018



APPROXIMATE PRICE

\$49,407.38

11% REBATE* Good Through 5/25/26

\$5,434.81

VALUE
AFTER
REBATE*

\$ **43,972**⁵⁷ each



\$54.97 /sq.ft. After Rebate*

You Save \$5,434.81 After Mail-In Rebate*

Rebate is not an instant price reduction on the advertised items at the point of original purchase. Rebate is a mail-in rebate issued as a Rebate Credit Check that is a discount on future in-store purchases only and not purchases on MENARDS.COM®. "Value After Rebate" is the price or sale price minus the future rebate discounts. Valid on merchandise; excludes purchase of gift cards, rentals, service plans, delivery charges and processing fees. See bottom of page for details.



\$4117.29 / mo. payments (total \$49407.38) with 12 equal monthly payments [Terms Apply](#)

- Visit any Menards for details on Modifications
- This is not a kit. This is a suggested design and material list only. Cutting and assembly required
- You may buy all of the materials or any part at low cash and carry prices. Materials can be modified to your personal preference, price subject to change.

[View More Information >](#)

Sold in Stores

Available to order In-Store. Stop by any Menards for information and to purchase.



Share

Description & Documents

The Crosswood Ranch Cabin Home has 2 bedrooms and 1 full bath. This cozy plan is an excellent starter home for a new family. The large living room boasts a handy coat closet located near the entry door. An efficient kitchen includes a side entrance to the outdoors, closet that is perfect for a pantry and convenient laundry closet. The lovely master bedroom features a walk-in closet and private access to the bath.

Features

- Visit any Menards for details on Modifications
- This is not a kit. This is a suggested design and material list only. Cutting and assembly required
- You may buy all of the materials or any part at low cash and carry prices. Materials can be modified to your personal preference, price subject to change.
- Materials may differ from pictured.
- Due to local state, city, county or municipality code requirements this materials list may not completely comply with those building codes. It's recommended to consult with your local building official prior to purchasing the plan. If needed, plans can be modified to comply with any state, city, county or municipality code requirements. Modification fee may apply.

Specifications

Product Type	Home
Home Type	One-Story Homes
Foundation Type	Crawlspace
Number of Bedrooms	2
Number of Baths	1
Garage Type	None
Entry Style	None
Overall Width	32 foot
Overall Depth	25 foot
Sidewall Height	8 foot
Square Footage	800.0 square foot
Exterior Wall Framing	2x6 Stud
Roof Framing Type	Truss
Rafter/Truss Spacing	2 foot
Roof Pitch	5/12
Roofing Type	Architectural Shingles
Eave Overhang Size	12 inch
Gable Overhang Size	12 inch
Siding Type	Engineered Wood Board & Batten, Engineered Wood Lap
Soffit Type	Engineered Wood
Service Door Quantity	2
Service Door Size	See Store for Opening List
Window Quantity	5
Window Size	See Store for Opening List
Includes	electrical fixtures, rough electrical, roofing, siding, soffit, gutters, and plans, cabinets, countertops, trim, plumbing fixtures, rough plumbing, Materials include framing, doors, windows, insulation, drywall, flooring, 24" on center trusses
Return Policy	Special Order Merchandise (view Return Policy)

Optional Accessories



CITY COUNCIL MEMORANDUM

TO: Matthew R. Schmitz, MPA - City Manager

FROM: Susi Lampe, CMC, IaCMC, IaCFO – Assistant City Manager/City Clerk/Treasurer

DATE OF MEETING: May 26, 2026

ITEM TITLE: Fiscal Year 2026 Budget Amendment #2

BACKGROUND:

This is for grants, insurance claims, and other unexpected revenues received in Fiscal Year 2026, and projects and unexpected expenses that have occurred already in Fiscal Year 2026. A public hearing was held on May 11, 2026, and there were no public comments. This is the next step in the process.

DISCUSSION:

N/A

RESULTS:

The City has established priorities during strategic planning sessions. This item supports the Vision from that session of **efficient and effective planning and prioritizing of all available resources**. This item helps achieve that vision by supporting staff to follow the State of Iowa code following budget requirements, as well as allowing for modifications of the budget to facilitate changes in work throughout the year.

FINANCIAL CONSIDERATION:

There is no financial consideration at this step. Upon approval and the resolution being signed, a copy will need to be taken to the Buchanan County Auditor along with the public hearing proof of publication and a copy of the budget amendment from the State's website.

RECOMMENDATION:

Staff recommend a motion to approve and authorize the Mayor to sign the resolution that amends the Fiscal Year 2026 Budget.

NOTICE OF PUBLIC HEARING - AMENDMENT OF CURRENT BUDGET

City of INDEPENDENCE
Fiscal Year July 1, 2025 - June 30, 2026

Item #12.

The City of INDEPENDENCE will conduct a public hearing for the purpose of amending the current budget for fiscal year ending June 30, 2026

Meeting Date/Time: 5/11/2026 05:30 PM

Contact: Susi Lampe

Phone: (319) 334-2780

Meeting Location: City Hall Council Chambers, 331 1st Street E, Independence, IA 50644

There will be no increase in taxes. Any residents or taxpayers will be heard for or against the proposed amendment at the time and place specified above. A detailed statement of: additional receipts, cash balances on hand at the close of the preceding fiscal year, and proposed disbursements, both past and anticipated, will be available at the hearing. Budget amendments are subject to protest. If protest petition requirements are met, the State Appeal Board will hold a local hearing. For more information, consult <https://dom.iowa.gov/local-gov-appeals>.

REVENUES & OTHER FINANCING SOURCES		Total Budget as Certified or Last Amended	Current Amendment	Total Budget After Current Amendment
Taxes Levied on Property	1	4,942,156	6,233	4,948,389
Less: Uncollected Delinquent Taxes - Levy Year	2	0	0	0
Net Current Property Tax	3	4,942,156	6,233	4,948,389
Delinquent Property Tax Revenue	4	0	0	0
TIF Revenues	5	1,030,966	0	1,030,966
Other City Taxes	6	1,151,848	30,685	1,182,533
Licenses & Permits	7	102,120	150	102,270
Use of Money & Property	8	1,963,287	105,744	2,069,031
Intergovernmental	9	1,975,755	70,573	2,046,328
Charges for Service	10	3,209,045	86,767	3,295,812
Special Assessments	11	58,189	17,632	75,821
Miscellaneous	12	523,842	106,270	630,112
Other Financing Sources	13	18,974,800	13,300	18,988,100
Transfers In	14	4,535,002	60,000	4,595,002
Total Revenues & Other Sources	15	38,467,010	497,354	38,964,364
EXPENDITURES & OTHER FINANCING USES				
Public Safety	16	2,848,273	132,196	2,980,469
Public Works	17	2,103,812	30,315	2,134,127
Health and Social Services	18	2,000	0	2,000
Culture and Recreation	19	2,164,035	49,957	2,213,992
Community and Economic Development	20	595,636	60,000	655,636
General Government	21	733,913	0	733,913
Debt Service	22	2,204,044	0	2,204,044
Capital Projects	23	3,084,174	71,974	3,156,148
Total Government Activities Expenditures	24	13,735,887	344,442	14,080,329
Business Type/Enterprise	25	22,982,396	0	22,982,396
Total Gov Activities & Business Expenditures	26	36,718,283	344,442	37,062,725
Transfers Out	27	4,535,002	60,000	4,595,002
Total Expenditures/Transfers Out	28	41,253,285	404,442	41,657,727
Excess Revenues & Other Sources Over (Under) Expenditures/Transfers Out	29	-2,786,275	92,912	-2,693,363
Beginning Fund Balance July 1, 2025	30	15,909,245	0	15,909,245
Ending Fund Balance June 30, 2026	31	13,122,970	92,912	13,215,882

Explanation of Changes: Received additional grant, insurance, and other revenue monies to offset expenses.

RESOLUTION NO. 2026-

A RESOLUTION APPROVING THE BUDGET AMENDMENT #2 FOR FISCAL YEAR 2025/2026; WITHIN THE CITY OF INDEPENDENCE, BUCHANAN COUNTY, IOWA.

WHEREAS, the Council has authorized and approved the budget amendment for fiscal year 2025/2026; and

WHEREAS, the budget amendment for the fiscal year 2025/2026, as set forth in the Record of Hearing and Adoption of Budget Amendment showing the total budget as certified or last amended, current amendment, and total budget after current amendment is adopted, and the Clerk is directed to make the filings required by law.

BE IT HEREBY RESOLVED BY THE CITY COUNCIL OF THE CITY OF INDEPENDENCE, BUCHANAN COUNTY, IOWA, that the Council met on Monday, May 26, 2026, at 5:30 p.m. in City Hall and by majority vote adopted a Resolution approving the budget amendment for fiscal year 2025/2026 as set forth in the Record of Hearing and Adoption of Budget Amendment showing the total budget as certified or last amended, current amendment, and total budget after current amendment is adopted; within the City of Independence, Buchanan County, Iowa.

RESOLUTION NO. 2026- was passed and approved by a majority vote of the City Council of Independence, Iowa, on the 26th day of May 2026.

Record of Voting:

Ayes:

Nays:

Absent:

RESOLUTION NO. 2026- declared passed and adopted by the Mayor on this 26th day of May 2026.

Brad Bleichner, Mayor of the City of Independence, Iowa

ATTEST:

Susi Lampe, CMC, IaCMC, IaCFO,
Assistant City Manager/City Clerk/Treasurer of the City of Independence, IA

	Budget Estimate	MTD Balance	YTD Balance	PROPOSED CHANGE	PROPOSED BUDGET	NEW BUDGET	Percent Received	Balance
820-930-4782 - INTERNAL SERVICE/POLICE	\$0.00	\$1,830.59	\$55,761.43	\$0.00	\$0.00	\$0.00	0%	\$55,761.43
820-930-4783 - INTERNAL SERVICE/FIRE	\$0.00	\$41.97	\$6,396.05	\$0.00	\$0.00	\$0.00	0%	\$6,396.05
820-930-4784 - INTERNAL SERVICE/BLDG	\$0.00	\$8.99	\$1,510.41	\$0.00	\$0.00	\$0.00	0%	\$1,510.41
820-930-4785 - INTERNAL SERVICE/STREETS	\$0.00	\$552.00	\$3,471.10	\$0.00	\$0.00	\$0.00	0%	\$3,471.10
820-930-4786 - INTERNAL SERVICE/LIBRARY	\$0.00	\$161.97	\$20,787.59	\$0.00	\$0.00	\$0.00	0%	\$20,787.59
820-930-4787 - INTERNAL SERVICE CHARGES/PARKS	\$0.00	\$32.98	\$1,758.31	\$0.00	\$0.00	\$0.00	0%	\$1,758.31
820-930-4788 - INTERNAL SERVICE CHARGES/REC	\$0.00	\$101.97	\$5,119.77	\$0.00	\$0.00	\$0.00	0%	\$5,119.77
820-930-4790 - INTERNAL SERVICE/CITY MGR	\$0.00	\$8.99	\$13,555.17	\$0.00	\$0.00	\$0.00	0%	\$13,555.17
820-930-4792 - INTERNAL SERVICE/CLERK	\$0.00	\$2,280.86	\$4,471.23	\$0.00	\$0.00	\$0.00	0%	\$4,471.23
820-930-4794 - INTERNAL SERVICE/AIRPORT	\$0.00	\$40.80	\$4,081.70	\$0.00	\$0.00	\$0.00	0%	\$4,081.70
821-930-4794 - INTERNAL SERVICE/WATER	\$0.00	\$8.99	\$159.26	\$0.00	\$0.00	\$0.00	0%	\$159.26
821-930-4796 - INTERNAL SERVICE/SEWER COLLECT	\$0.00	\$221.24	\$2,230.07	\$0.00	\$0.00	\$0.00	0%	\$2,230.07
TOTAL	\$0.00	\$5,291.35	\$119,302.09	\$0.00	\$0.00	\$0.00	\$0.00	\$119,302.09
001-950-4000 - PROPERTY TAXES-GENERAL	\$1,992,062.00	\$0.00	\$1,880,197.79	\$0.00	\$1,992,062.00	\$1,992,062.00	94.38%	\$111,864.21
001-950-4003 - AGRICULTURAL LAND TAXES	\$5,562.00	\$0.00	\$3,898.53	\$0.00	\$5,562.00	\$5,562.00	70.09%	\$1,663.47
001-950-4013 - LIABILITY, PROPERTY INSURANCE	\$367,767.00	\$0.00	\$372,341.53	\$6,233.00	\$374,000.00	\$374,000.00	101.24%	(\$4,574.53)
112-950-4000 - PROPERTY TAXES-EMPLOYEE BENEFIT	\$1,233,217.00	\$0.00	\$671,544.66	\$0.00	\$1,233,217.00	\$1,233,217.00	54.45%	\$561,672.34
200-950-4000 - DEBT SERVICE-TIF TAXES PRPTY	\$1,343,548.00	\$0.00	\$731,427.66	\$0.00	\$1,343,548.00	\$1,343,548.00	54.44%	\$612,120.34
PROPERTY TAXES TOTAL	\$4,942,156.00	\$0.00	\$3,659,410.17	\$6,233.00	\$4,948,389.00	\$4,948,389.00	74.04%	\$1,282,745.83
125-520-4050 - TAXES ON TIF-URBAN RENEWAL ARE	\$1,030,966.00	\$0.00	\$568,579.12	\$0.00	\$1,030,966.00	\$1,030,966.00	55.15%	\$462,386.88
TIF REVENUES TOTAL	\$1,030,966.00	\$0.00	\$568,579.12	\$0.00	\$1,030,966.00	\$1,030,966.00	55.15%	\$462,386.88
001-950-4060 - UTILITY EXCISE TAX	\$11,193.00	\$0.00	\$20,062.04	\$8,907.00	\$20,100.00	\$20,100.00	179.24%	(\$8,869.04)
001-950-4065 - UTILITY FRANCHISE FEE/TAX	\$200,000.00	\$0.00	\$170,741.40	\$0.00	\$200,000.00	\$200,000.00	85.37%	\$29,258.60
001-950-4080 - MOBILE HOME TAXES	\$1,000.00	\$0.00	\$1,240.03	\$500.00	\$1,500.00	\$1,500.00	124.0%	(\$240.03)
005-950-4085 - HOTEL-MOTEL TAX	\$100,000.00	\$0.00	\$101,722.44	\$10,000.00	\$110,000.00	\$110,000.00	101.72%	(\$1,722.44)
112-950-4060 - UTILITY EXCISE TAX	\$6,929.00	\$0.00	\$12,419.71	\$5,491.00	\$12,420.00	\$12,420.00	179.24%	(\$5,490.71)
112-950-4080 - MOBILE HOME TAXES	\$600.00	\$0.00	\$780.13	\$180.00	\$780.00	\$780.00	130.02%	(\$180.13)
121-950-4090 - LOCAL OPTION SALES TAX	\$825,000.00	\$0.00	\$641,319.82	\$0.00	\$825,000.00	\$825,000.00	77.74%	\$183,680.18
200-950-4060 - UTILITY EXCISE TAX	\$6,693.00	\$0.00	\$11,997.77	\$5,307.00	\$12,000.00	\$12,000.00	179.26%	(\$5,304.77)
200-950-4080 - MOBILE HOME TAXES	\$433.00	\$0.00	\$732.52	\$300.00	\$733.00	\$733.00	169.17%	(\$299.52)
OTHER CITY TAXES TOTAL	\$1,151,848.00	\$0.00	\$961,015.86	\$30,685.00	\$1,182,533.00	\$1,182,533.00	83.43%	\$190,832.14
001-110-4190 - MISC LICENSES & PERMITS	\$800.00	\$0.00	\$950.00	\$150.00	\$950.00	\$950.00	118.75%	(\$150.00)
001-170-4120 - BUILDING PERMITS	\$45,000.00	\$152.00	\$17,300.00	\$0.00	\$45,000.00	\$45,000.00	38.44%	\$27,700.00
001-170-4128 - PLUMBING & MECHANICAL PERMITS	\$6,000.00	\$102.00	\$4,304.00	\$0.00	\$6,000.00	\$6,000.00	71.73%	\$1,696.00
001-170-4132 - MOVING PERMIT	\$100.00	\$0.00	\$0.00	\$0.00	\$100.00	\$100.00	0.0%	\$100.00
001-170-4167 - HOME OCCUPATION PERMITS	\$400.00	\$0.00	\$0.00	\$0.00	\$400.00	\$400.00	0.0%	\$400.00
001-290-4190 - GARBAGE COLLECTION PERMITS	\$120.00	\$0.00	\$0.00	\$0.00	\$120.00	\$120.00	0.0%	\$120.00
001-432-4180 - ANIMAL LICENSES	\$3,500.00	\$0.00	\$736.88	\$0.00	\$3,500.00	\$3,500.00	21.05%	\$2,763.12
001-950-4100 - BEER & LIQUOR PERMITS	\$7,000.00	\$0.00	\$4,473.76	\$0.00	\$7,000.00	\$7,000.00	63.91%	\$2,526.24
001-950-4105 - CIGARETTE PERMITS	\$3,675.00	\$0.00	\$3,675.00	\$0.00	\$3,675.00	\$3,675.00	100.0%	\$0.00
001-950-4160 - FRANCHISE FEES	\$35,000.00	\$0.00	\$30,690.29	\$0.00	\$35,000.00	\$35,000.00	87.69%	\$4,309.71
001-950-4170 - PEDDLERS, SOLICITORS, TM LICEN	\$525.00	\$0.00	\$525.00	\$0.00	\$525.00	\$525.00	100.0%	\$0.00
LICENSES & PERMITS TOTAL	\$102,120.00	\$254.00	\$62,654.93	\$150.00	\$102,270.00	\$102,270.00	61.35%	\$39,465.07

**Not all MTD Balance and YTD Balance columns were updated. Only the ones being amended were updated. srl

	Budget Estimate	MTD Balance	YTD Balance	PROPOSED CHANGE	PROPOSED BUDGET	NEW BUDGET	Percent Received	Balance
001-110-4300 - INTEREST	\$0.00	\$0.00	\$179.95	\$0.00	\$0.00	\$0.00	#DIV/0!	(\$179.95)
001-280-4310 - HANGAR RENT	\$28,280.00	\$149.77	\$20,799.97	\$0.00	\$28,280.00	\$28,280.00	73.55%	\$7,480.03
001-280-4311 - FARM LEASE	\$18,998.00	\$0.00	\$9,499.20	\$0.00	\$18,998.00	\$18,998.00	50.0%	\$9,498.80
001-280-4312 - FIXED BASED OPERATOR LEASE	\$12,300.00	\$0.00	\$3,078.00	\$0.00	\$12,300.00	\$12,300.00	25.02%	\$9,222.00
001-430-4310 - RENTS & LEASES	\$200.00	\$0.00	\$0.00	\$0.00	\$200.00	\$200.00	0.0%	\$200.00
001-441-4310 - BATTING CAGE RENTAL	\$4,000.00	\$83.00	\$1,482.20	\$0.00	\$4,000.00	\$4,000.00	37.06%	\$2,517.80
001-441-4311 - ROOM RENTAL	\$4,500.00	\$183.55	\$2,964.91	\$0.00	\$4,500.00	\$4,500.00	65.89%	\$1,535.09
001-441-4312 - GOLF RENTAL	\$100.00	\$0.00	\$104.00	\$4.00	\$104.00	\$104.00	104.0%	(\$4.00)
001-443-4310 - RAQUET COURT RENTAL	\$0.00	\$0.00	\$10.00	\$10.00	\$10.00	\$10.00	#DIV/0!	(\$10.00)
001-443-4311 - ROOM RENTAL	\$5,750.00	\$121.60	\$6,056.69	\$500.00	\$6,250.00	\$6,250.00	105.33%	(\$306.69)
001-444-4310 - POOL RENTAL	\$4,149.00	\$0.00	\$4,149.15	\$0.00	\$4,149.00	\$4,149.00	100.0%	(\$0.15)
001-445-4310 - CAMPSITE RENTALS	\$75,000.00	\$65.35	\$48,224.35	\$5,000.00	\$80,000.00	\$80,000.00	64.3%	\$26,775.65
001-446-4310 - FACILITY RENT	\$2,000.00	\$0.00	\$400.00	\$0.00	\$2,000.00	\$2,000.00	20.0%	\$1,600.00
001-950-4300 - INTEREST	\$250,000.00	\$0.00	\$255,559.04	\$50,000.00	\$300,000.00	\$300,000.00	102.22%	(\$5,559.04)
001-950-4310 - TEMP PROPERTY LEASES	\$1,800.00	\$0.00	\$304.50	\$0.00	\$1,800.00	\$1,800.00	16.92%	\$1,495.50
012-210-4300 - INTEREST	\$0.00	\$0.00	\$2.43	\$0.00	\$0.00	\$0.00	#DIV/0!	(\$2.43)
014-150-4300 - INTEREST	\$0.00	\$0.00	\$13.78	\$0.00	\$0.00	\$0.00	#DIV/0!	(\$13.78)
018-280-4300 - INTEREST	\$0.00	\$0.00	\$15.92	\$0.00	\$0.00	\$0.00	#DIV/0!	(\$15.92)
043-446-4300 - INTEREST	\$0.00	\$0.00	\$805.58	\$0.00	\$0.00	\$0.00	#DIV/0!	(\$805.58)
302-773-4300 - INTEREST	\$0.00	\$0.00	\$4,288.27	\$0.00	\$0.00	\$0.00	#DIV/0!	(\$4,288.27)
323-110-4300 - INTEREST	\$0.00	\$0.00	\$197.60	\$0.00	\$0.00	\$0.00	#DIV/0!	(\$197.60)
323-150-4300 - INTEREST	\$0.00	\$0.00	\$540.72	\$0.00	\$0.00	\$0.00	#DIV/0!	(\$540.72)
323-170-4300 - INTEREST	\$0.00	\$0.00	\$319.35	\$0.00	\$0.00	\$0.00	#DIV/0!	(\$319.35)
323-210-4300 - INTEREST	\$0.00	\$0.00	\$496.41	\$0.00	\$0.00	\$0.00	#DIV/0!	(\$496.41)
323-430-4300 - INTEREST	\$0.00	\$0.00	\$361.93	\$0.00	\$0.00	\$0.00	#DIV/0!	(\$361.93)
323-650-4300 - INTEREST	\$0.00	\$0.00	\$1,064.02	\$0.00	\$0.00	\$0.00	#DIV/0!	(\$1,064.02)
325-210-4300 - INTEREST	\$0.00	\$0.00	\$2,088.86	\$0.00	\$0.00	\$0.00	#DIV/0!	(\$2,088.86)
500-950-4300 - INTEREST- CEMTERY MONEY MRKT	\$0.00	\$0.00	\$2,443.45	\$0.00	\$0.00	\$0.00	#DIV/0!	(\$2,443.45)
600-810-4300 - INTEREST	\$0.00	\$0.00	\$38,619.30	\$0.00	\$0.00	\$0.00	#DIV/0!	(\$38,619.30)
602-810-4300 - INTEREST	\$0.00	\$0.00	\$34,671.29	\$0.00	\$0.00	\$0.00	#DIV/0!	(\$34,671.29)
604-810-4300 - INTEREST	\$0.00	\$0.00	\$1,048.83	\$0.00	\$0.00	\$0.00	#DIV/0!	(\$1,048.83)
610-815-4310 - SEWER RENTAL	\$1,550,000.00	\$54,220.78	\$1,580,092.15	\$50,000.00	\$1,600,000.00	\$1,600,000.00	101.94%	(\$30,092.15)
610-815-4311 - WWTP FARM LEASE	\$6,210.00	\$0.00	\$6,440.00	\$230.00	\$6,440.00	\$6,440.00	103.7%	(\$230.00)
615-815-4300 - INTEREST	\$0.00	\$0.00	\$14,546.07	\$0.00	\$0.00	\$0.00	#DIV/0!	(\$14,546.07)
619-815-4300 - INTEREST	\$0.00	\$0.00	\$600.42	\$0.00	\$0.00	\$0.00	#DIV/0!	(\$600.42)
620-818-4300 - INTEREST	\$0.00	\$0.00	\$14,405.16	\$0.00	\$0.00	\$0.00	#DIV/0!	(\$14,405.16)
741-868-4300 - INTEREST	\$0.00	\$0.00	\$90.87	\$0.00	\$0.00	\$0.00	#DIV/0!	(\$90.87)
USE OF MONEY & PROPERTY TAX TOTAL	\$1,963,287.00	\$54,824.05	\$2,055,964.37	\$105,744.00	\$2,069,031.00	\$2,069,031.00	104.72%	(\$92,677.37)
001-110-4465 - SCHOOL CROSSING GUARDS	\$52,002.00	\$0.00	\$0.00	\$0.00	\$52,002.00	\$52,002.00	0.0%	\$52,002.00
001-150-4475 - WASHINGTON/SUMNER TWPS FIRE	\$75,000.00	\$0.00	\$45,740.05	\$0.00	\$75,000.00	\$75,000.00	60.99%	\$29,259.95
001-210-4428 - IDOT HWY 150 MAINT CONTRACT	\$8,321.00	\$0.00	\$0.00	\$0.00	\$8,321.00	\$8,321.00	0.0%	\$8,321.00
001-432-4480 - LOCAL GRANTS	\$1,000.00	\$0.00	\$0.00	\$0.00	\$1,000.00	\$1,000.00	0.0%	\$1,000.00
001-950-4420 - LIGHT PLANT IN LIEU OF TAXES	\$156,000.00	\$0.00	\$104,000.00	\$0.00	\$156,000.00	\$156,000.00	66.67%	\$52,000.00
001-950-4463 - BUSINESS PROP TAX REIMB	\$98,157.00	\$0.00	\$46,250.44	\$0.00	\$98,157.00	\$98,157.00	47.12%	\$51,906.56
001-950-4464 - COMM/IND PROP TAX REPLACEMENT	\$28,477.00	\$0.00	\$12,040.33	\$0.00	\$28,477.00	\$28,477.00	42.28%	\$16,436.67
003-410-4440 - DIRECT STATE AID (ENRICH IOWA)	\$5,000.00	\$0.00	\$6,087.86	\$0.00	\$5,000.00	\$5,000.00	121.76%	(\$1,087.86)
003-410-4465 - COUNTY CONTRIBUTION	\$42,500.00	\$0.00	\$43,768.97	\$0.00	\$42,500.00	\$42,500.00	102.99%	(\$1,268.97)

**Not all MTD Balance and YTD Balance columns were updated. Only the ones being amended were updated. srl

	Budget Estimate	MTD Balance	YTD Balance	PROPOSED CHANGE	PROPOSED BUDGET	NEW BUDGET	Percent Received	Balance
003-410-4470 - 28E FUNDS - OTHER CITIES	\$6,600.00	\$0.00	\$3,167.12	\$0.00	\$6,600.00	\$6,600.00	47.99%	\$3,432.88
110-210-4430 - ROAD USE TAXES	\$848,960.00	\$0.00	\$560,993.84	\$0.00	\$848,960.00	\$848,960.00	66.08%	\$287,966.16
112-950-4463 - BUSINESS PROP TAX REIMB	\$51,296.00	\$0.00	\$58,504.40	\$7,208.00	\$58,504.00	\$58,504.00	114.05%	(\$7,208.40)
112-950-4464 - COMM/IND PROP TAX REPLACEMENT	\$14,882.00	\$0.00	\$14,869.14	\$0.00	\$14,882.00	\$14,882.00	99.91%	\$12.86
200-950-4463 - BUSINESS PROP TAX REIMB	\$49,553.00	\$0.00	\$27,659.32	\$6,964.00	\$56,517.00	\$56,517.00	55.82%	\$21,893.68
200-950-4464 - COMM/IND PROP TAX REPLACEMENT	\$16,226.00	\$0.00	\$8,098.21	\$0.00	\$16,226.00	\$16,226.00	49.91%	\$8,127.79
318-767-4400 - FEDERAL GRANTS-TAXI/APRON REHA	\$7,167.00	\$0.00	\$7,167.00	\$0.00	\$7,167.00	\$7,167.00	100.0%	\$0.00
318-770-4400 - FEDERAL GRANTS	\$10,504.00	\$0.00	\$54,405.08	\$43,901.00	\$54,405.00	\$54,405.00	517.95%	(\$43,901.08)
323-150-4440 - STATE GRANTS	\$7,860.00	\$0.00	\$7,860.25	\$0.00	\$7,860.00	\$7,860.00	100.0%	(\$0.25)
323-150-4480 - LOCAL GRANTS	\$50,000.00	\$0.00	\$62,500.00	\$12,500.00	\$62,500.00	\$62,500.00	125.0%	(\$12,500.00)
323-280-4400 - FEDERAL GRANTS	\$451,250.00	\$0.00	\$0.00	\$0.00	\$451,250.00	\$451,250.00	0.0%	\$451,250.00
INTERGOVERNMENTAL TOTAL	\$1,980,755.00	\$0.00	\$1,063,112.01	\$70,573.00	\$2,051,328.00	\$2,051,328.00	53.67%	\$917,642.99
001-110-4550 - ACCIDENT REPORTS - POLICE	\$500.00	\$0.00	\$535.00	\$35.00	\$535.00	\$535.00	107.0%	(\$35.00)
001-110-4551 - POLICE SERVICE FEES	\$100.00	\$0.00	\$30.00	\$0.00	\$100.00	\$100.00	30.0%	\$70.00
001-150-4500 - FIRE SERVICE FEES	\$1,000.00	\$0.00	\$150.00	\$0.00	\$1,000.00	\$1,000.00	15.0%	\$850.00
001-170-4500 - PLANNING & ZONING FEES	\$750.00	\$0.00	\$1,640.00	\$890.00	\$1,640.00	\$1,640.00	218.67%	(\$890.00)
001-170-4550 - BOARD OF ADJUSTMENT FEES	\$100.00	\$0.00	\$0.00	\$0.00	\$100.00	\$100.00	0.0%	\$100.00
001-190-4530 - PENALTIES	\$553.00	\$0.00	\$833.50	\$281.00	\$834.00	\$834.00	150.72%	(\$280.50)
001-290-4500 - GARBAGE COLLECTION FEES	\$600,000.00	\$12,374.73	\$354,174.78	\$0.00	\$600,000.00	\$600,000.00	59.03%	\$245,825.22
001-290-4550 - ENVIRONMENTAL IMPACT FEE	\$100,000.00	\$2,181.83	\$65,672.39	\$0.00	\$100,000.00	\$100,000.00	65.67%	\$34,327.61
001-441-4500 - FEES - DAILY ADMISSIONS	\$3,000.00	\$191.77	\$4,481.38	\$1,500.00	\$4,500.00	\$4,500.00	149.38%	(\$1,481.38)
001-441-4501 - FEES - MEMBERSHIP PASSES	\$45,000.00	\$1,227.82	\$61,607.73	\$17,000.00	\$62,000.00	\$62,000.00	136.91%	(\$16,607.73)
001-441-4503 - FEES - FITNESS CLASSES	\$3,000.00	\$0.00	\$438.00	\$0.00	\$3,000.00	\$3,000.00	14.6%	\$2,562.00
001-441-4550 - FEES - TAE KWON DO	\$4,500.00	\$98.84	\$3,153.52	\$1,000.00	\$5,500.00	\$5,500.00	70.08%	\$1,346.48
001-441-4551 - FEES - CLINICS	\$1,750.00	\$15.09	\$153.78	\$0.00	\$1,750.00	\$1,750.00	8.79%	\$1,596.22
001-441-4552 - FEES - LEAGUE	\$50,000.00	\$4,004.49	\$77,455.41	\$30,000.00	\$80,000.00	\$80,000.00	154.91%	(\$27,455.41)
001-441-4554 - FEES - GAMES	\$400.00	\$0.00	\$105.00	\$0.00	\$400.00	\$400.00	26.25%	\$295.00
001-442-4502 - FEES - FOOTBALL	\$12,000.00	\$0.00	\$13,276.44	\$1,276.00	\$13,276.00	\$13,276.00	110.64%	(\$1,276.44)
001-442-4503 - FEES - AEROBICS/ADULT FITNESS	\$2,000.00	\$0.00	\$1,823.00	\$0.00	\$2,000.00	\$2,000.00	91.15%	\$177.00
001-442-4504 - FEES - INDOOR PROGRAMMING	\$850.00	\$0.00	\$280.56	\$0.00	\$850.00	\$850.00	33.01%	\$569.44
001-442-4552 - FEES - LITTLE LEAGUE	\$28,000.00	\$65.35	\$1,015.69	\$0.00	\$28,000.00	\$28,000.00	3.63%	\$26,984.31
001-442-4553 - FEES - MILLENNIUM CLASSES	\$200.00	\$0.00	\$0.00	\$0.00	\$200.00	\$200.00	0.0%	\$200.00
001-442-4555 - FEES - MARTIAL ARTS	\$200.00	\$0.00	\$0.00	\$0.00	\$200.00	\$200.00	0.0%	\$200.00
001-442-4556 - FEES - SOCCER	\$1,500.00	\$0.00	\$586.36	\$0.00	\$1,500.00	\$1,500.00	39.09%	\$913.64
001-442-4557 - FEES - BASKETBALL	\$3,100.00	\$0.00	\$897.15	\$0.00	\$3,100.00	\$3,100.00	28.94%	\$2,202.85
001-442-4559 - FEES - TENNIS LESSONS	\$100.00	\$0.00	\$0.00	\$0.00	\$100.00	\$100.00	0.0%	\$100.00
001-443-4500 - FEES - DAILY ADMISSIONS	\$10,500.00	\$5.01	\$6,741.31	\$0.00	\$10,500.00	\$10,500.00	64.2%	\$3,758.69
001-443-4501 - FEES - MEMBERSHIP PASSES	\$40,000.00	\$24.83	\$41,674.08	\$2,500.00	\$42,500.00	\$42,500.00	104.19%	(\$1,674.08)
001-444-4500 - FEES - DAILY POOL ADMISSIONS	\$35,000.00	\$0.00	\$23,154.81	\$0.00	\$35,000.00	\$35,000.00	66.16%	\$11,845.19
001-444-4501 - FEES - POOL SEASON PASSES	\$35,000.00	\$0.00	\$4,814.49	\$0.00	\$35,000.00	\$35,000.00	13.76%	\$30,185.51
001-444-4507 - FEES - WATER AEROBICS	\$150.00	\$0.00	\$0.00	\$0.00	\$150.00	\$150.00	0.0%	\$150.00
001-444-4508 - FEES - TEAMS & LESSONS	\$12,500.00	\$0.00	\$9,274.84	\$0.00	\$12,500.00	\$12,500.00	74.2%	\$3,225.16
001-446-4509 - FEES - TOURNAMENTS	\$37,500.00	\$0.00	\$27,068.00	\$0.00	\$37,500.00	\$37,500.00	72.18%	\$10,432.00
001-446-4552 - LEAGUE FEES	\$15,692.00	\$0.00	\$15,692.90	\$0.00	\$15,692.00	\$15,692.00	100.01%	(\$0.90)
003-410-4500 - CHARGES/FEES FOR SERVICES	\$3,500.00	\$197.95	\$2,972.80	\$0.00	\$3,500.00	\$3,500.00	84.94%	\$527.20
600-810-4500 - METERED WATER SALES	\$1,200,000.00	\$29,879.68	\$870,518.31	\$0.00	\$1,200,000.00	\$1,200,000.00	72.54%	\$329,481.69
600-810-4510 - BULK WATER SALES	\$500.00	\$0.00	\$795.00	\$320.00	\$820.00	\$820.00	159.0%	(\$295.00)
600-810-4540 - TAPS (NEW INSTALLATIONS)	\$2,000.00	\$0.00	\$0.00	\$0.00	\$2,000.00	\$2,000.00	0.0%	\$2,000.00
610-815-4500 - SEWER - WAPSIE VALLEY CREAMERY	\$700,000.00	\$0.00	\$378,316.49	\$0.00	\$700,000.00	\$700,000.00	54.05%	\$321,683.51

**Not all MTD Balance and YTD Balance columns were updated. Only the ones being amended were updated. srl

	Budget Estimate	MTD Balance	YTD Balance	PROPOSED CHANGE	PROPOSED BUDGET	NEW BUDGET	Percent Received	Balance
610-815-4501 - SEWER - MENTAL HEALTH INSTITUT	\$20,000.00	\$0.00	\$9,653.13	\$0.00	\$20,000.00	\$20,000.00	48.27%	\$10,346.87
610-815-4502 - SEWER - INDEP FOODS LLC	\$75,000.00	\$0.00	\$105,243.19	\$31,000.00	\$106,000.00	\$106,000.00	140.32%	(\$30,243.19)
610-815-4503 - SEWER - BUCH CTY LANDFILL	\$500.00	\$0.00	\$1,465.28	\$965.00	\$1,465.00	\$1,465.00	293.06%	(\$965.28)
610-815-4504 - SEWER - GEATER MACHINING & MFG	\$600.00	\$50.00	\$360.00	\$0.00	\$600.00	\$600.00	60.0%	\$240.00
610-815-4505 - SEWER - PRIES ALUMINUM & MFG	\$500.00	\$0.00	\$160.00	\$0.00	\$500.00	\$500.00	32.0%	\$340.00
740-865-4550 - STORM WATER CHARGES	\$160,000.00	\$4,196.53	\$117,106.32	\$0.00	\$160,000.00	\$160,000.00	73.19%	\$42,893.68
CHARGES FOR FEES & SERVICES TOTAL	\$3,207,545.00	\$54,513.92	\$2,203,320.64	\$86,767.00	\$3,294,312.00	\$3,294,312.00	68.69%	\$1,004,224.36
210-950-4600 - STREET ASSESSMENTS	\$58,189.00	\$0.00	\$75,821.07	\$17,632.00	\$75,821.00	\$75,821.00	130.3%	(\$17,632.07)
SPECIAL ASSESSMENTS TOTAL	\$58,189.00	\$0.00	\$75,821.07	\$17,632.00	\$75,821.00	\$75,821.00	130.3%	(\$17,632.07)
001-110-4700 - PUBLIC SOURCE CONTRIB	\$2,000.00	\$0.00	\$1,950.00	\$1,500.00	\$3,500.00	\$3,500.00	97.5%	\$50.00
001-110-4705 - DONATIONS K9 ONLY	\$2,000.00	\$0.00	\$2,000.00	\$0.00	\$2,000.00	\$2,000.00	100.0%	\$0.00
001-110-4711 - REIMBURSEMENT	\$318.00	\$0.00	\$680.40	\$362.00	\$680.00	\$680.00	213.96%	(\$362.40)
001-110-4715 - REFUNDS	\$2,033.00	\$0.00	\$2,033.29	\$0.00	\$2,033.00	\$2,033.00	100.01%	(\$0.29)
001-110-4770 - COURT FINES	\$4,000.00	\$95.00	\$948.32	\$0.00	\$4,000.00	\$4,000.00	23.71%	\$3,051.68
001-110-4775 - PARKING VIOLATION FEES	\$1,000.00	\$0.00	\$947.50	\$0.00	\$1,000.00	\$1,000.00	94.75%	\$52.50
001-150-4705 - DONATIONS	\$0.00	\$0.00	\$500.00	\$500.00	\$500.00	\$500.00	#DIV/0!	(\$500.00)
001-150-4710 - REIMBURSEMENTS	\$1,492.00	\$0.00	\$1,890.00	\$398.00	\$1,890.00	\$1,890.00	126.68%	(\$398.00)
001-150-4715 - REFUNDS	\$1,500.00	\$0.00	\$0.00	\$0.00	\$1,500.00	\$1,500.00	0.0%	\$1,500.00
001-170-4710 - REIMBURSEMENTS CODE ENFORCE	\$769.00	\$128.00	\$1,163.04	\$394.00	\$1,163.00	\$1,163.00	151.24%	(\$394.04)
001-210-4710 - REIMBURSEMENTS	\$72.00	\$13.25	\$220.69	\$148.00	\$220.00	\$220.00	306.51%	(\$148.69)
001-210-4720 - INSURANCE SETTLEMENTS	\$0.00	\$0.00	\$5,110.32	\$5,110.00	\$5,110.00	\$5,110.00	#DIV/0!	(\$5,110.32)
001-210-4745 - SALE OF SALVAGE	\$400.00	\$0.00	\$1,060.40	\$660.00	\$1,060.00	\$1,060.00	265.1%	(\$660.40)
001-280-4710 - REIMBURSEMENTS	\$971.00	\$0.00	\$1,796.73	\$826.00	\$1,797.00	\$1,797.00	185.04%	(\$825.73)
001-280-4750 - MERCHANDISE SALES	\$135,000.00	\$130.37	\$87,200.85	\$0.00	\$135,000.00	\$135,000.00	64.59%	\$47,799.15
001-290-4745 - CITY-WIDE CLEANUP REV	\$1,500.00	\$30.00	\$660.00	\$0.00	\$1,500.00	\$1,500.00	44.0%	\$840.00
001-430-4705 - DONATIONS	\$64,620.00	\$0.00	\$61,463.95	\$0.00	\$64,620.00	\$64,620.00	95.12%	\$3,156.05
001-430-4710 - REIMBURSEMENTS	\$700.00	\$0.00	\$170.00	\$0.00	\$700.00	\$700.00	24.29%	\$530.00
001-430-4755 - CONCESSIONS - PARKS	\$50.00	\$0.00	\$0.00	\$0.00	\$50.00	\$50.00	0.0%	\$50.00
001-431-4705 - PRIVATE SOURCE CONTRIB	\$1,150.00	\$0.00	\$2,500.00	\$1,350.00	\$2,500.00	\$2,500.00	217.39%	(\$1,350.00)
001-432-4706 - DONATIONS	\$50.00	\$0.00	\$37.00	\$0.00	\$50.00	\$50.00	74.0%	\$13.00
001-440-4705 - DONATIONS	\$750.00	\$0.00	\$0.00	\$0.00	\$750.00	\$750.00	0.0%	\$750.00
001-441-4705 - DONATIONS/OTHER	\$100.00	\$0.00	\$1,335.53	\$1,250.00	\$1,350.00	\$1,350.00	1,335.53%	(\$1,235.53)
001-441-4755 - CONCESSIONS - RIVER'S EDGE	\$3,000.00	\$2,797.99	\$3,135.99	\$135.00	\$3,135.00	\$3,135.00	104.53%	(\$135.99)
001-442-4705 - DONATIONS/OTHER	\$150.00	\$0.00	\$0.00	\$0.00	\$150.00	\$150.00	0.0%	\$150.00
001-443-4705 - DONATIONS/OTHER	\$250.00	\$0.00	\$35.00	\$0.00	\$250.00	\$250.00	14.0%	\$215.00
001-443-4755 - CONCESSIONS - FALCON CIVIC CTR	\$3,500.00	\$0.00	\$1,575.55	\$0.00	\$3,500.00	\$3,500.00	45.02%	\$1,924.45
001-444-4705 - DONATIONS/OTHER	\$500.00	\$0.00	\$0.00	\$0.00	\$500.00	\$500.00	0.0%	\$500.00
001-444-4711 - REIMBURSEMENT	\$426.00	\$0.00	\$426.17	\$0.00	\$426.00	\$426.00	100.04%	(\$0.17)
001-444-4760 - CONCESSIONS - POOL	\$32,000.00	\$0.00	\$19,618.57	\$0.00	\$32,000.00	\$32,000.00	61.31%	\$12,381.43
001-445-4755 - CONCESSIONS - RV PARK	\$100.00	\$0.00	\$0.00	\$0.00	\$100.00	\$100.00	0.0%	\$100.00
001-446-4700 - PUBLIC SOURCE CONTRIB	\$2,500.00	\$0.00	\$0.00	\$0.00	\$2,500.00	\$2,500.00	0.0%	\$2,500.00
001-446-4705 - DONATIONS	\$100.00	\$0.00	\$2,000.00	\$1,900.00	\$2,000.00	\$2,000.00	2,000.0%	(\$1,900.00)
001-446-4755 - CONCESSIONS - BALL COMPLEX	\$75,000.00	\$0.00	\$48,716.00	\$0.00	\$75,000.00	\$75,000.00	64.95%	\$26,284.00
001-450-4705 - PRIVATE SOURCE CONTRIB	\$2,500.00	\$311.00	\$5,249.70	\$2,750.00	\$5,250.00	\$5,250.00	209.99%	(\$2,749.70)
001-620-4715 - REFUNDS/REBATES	\$0.00	\$0.00	\$125.00	\$125.00	\$125.00	\$125.00	#DIV/0!	(\$125.00)
001-699-4715 - REFUNDS/REBATES	\$1,000.00	\$0.00	\$1,250.00	\$250.00	\$1,250.00	\$1,250.00	125.0%	(\$250.00)
001-950-4710 - REIMBURSEMENTS	\$150.00	\$0.00	\$3,667.15	\$3,517.00	\$3,667.00	\$3,667.00	2,444.77%	(\$3,517.15)

**Not all MTD Balance and YTD Balance columns were updated. Only the ones being amended were updated. srl

	Budget Estimate	MTD Balance	YTD Balance	PROPOSED CHANGE	PROPOSED BUDGET	NEW BUDGET	Percent Received	Balance
001-950-4735 - MOTOR VEHICLE FUEL TAX REFUND	\$2,400.00	\$0.00	\$1,032.60	\$0.00	\$2,400.00	\$2,400.00	43.03%	\$1,367.40
001-950-4750 - SALE OF MAPS, ETC.	\$25.00	\$0.00	\$0.00	\$0.00	\$25.00	\$25.00	0.0%	\$25.00
003-410-4705 - DONATIONS	\$200.00	\$0.00	\$25.00	\$0.00	\$200.00	\$200.00	12.5%	\$175.00
003-410-4755 - CONCESSIONS-RECREATION	\$75.00	\$0.00	\$0.00	\$0.00	\$75.00	\$75.00	0.0%	\$75.00
003-410-4765 - LIBRARY FINES & BOOK CHARGES	\$1,600.00	\$129.15	\$930.30	\$0.00	\$1,600.00	\$1,600.00	58.14%	\$669.70
112-950-4707 - COBRA PREMIUM ASSISTANCE REFUN	\$1,680.00	\$0.00	\$1,120.00	\$0.00	\$1,680.00	\$1,680.00	66.67%	\$560.00
112-950-4710 - REIMBURSEMENTS	\$25,166.00	\$3,503.83	\$5,223.55	\$1,720.00	\$26,886.00	\$26,886.00	20.76%	\$19,942.45
304-446-4705 - DONATIONS-COMPLEX TURF	\$61,610.00	\$0.00	\$67,810.00	\$6,200.00	\$67,810.00	\$67,810.00	110.06%	(\$6,200.00)
323-110-4710 - REIMBURSEMENTS	\$0.00	\$0.00	\$0.00	\$386.00	\$386.00	\$386.00	#DIV/0!	\$0.00
323-150-4710 - REIMBURSEMENTS	\$0.00	\$0.00	\$4,214.72	\$4,215.00	\$4,215.00	\$4,215.00	#DIV/0!	(\$4,214.72)
323-446-4705 - PRIVATE DONATIONS	\$0.00	\$0.00	\$1,000.00	\$1,000.00	\$1,000.00	\$1,000.00	#DIV/0!	(\$1,000.00)
600-810-4700 - MISCELLANEOUS INCOME	\$1,500.00	\$117.34	\$72,115.74	\$70,983.00	\$72,483.00	\$72,483.00	4,807.72%	(\$70,615.74)
610-815-4710 - REIMBURSEMENTS	\$89,435.00	\$591.17	\$90,026.17	\$591.00	\$90,026.00	\$90,026.00	100.66%	(\$591.17)
MISCELLANEOUS TOTAL	\$525,342.00	\$7,847.10	\$502,965.23	\$106,270.00	\$631,612.00	\$631,612.00	95.74%	\$22,376.77
001-950-4800 - SALE OF REAL PROPERTY	\$0.00	\$0.00	\$13,300.00	\$13,300.00	\$13,300.00	\$13,300.00	#DIV/0!	(\$13,300.00)
302-773-4820 - PROCEEDS-2027 ST REHAB	\$900,000.00	\$0.00	\$900,000.00	\$0.00	\$900,000.00	\$900,000.00	100.0%	\$0.00
323-110-4820 - PROCEEDS FROM DEBT/LOAN	\$223,700.00	\$0.00	\$223,700.00	\$0.00	\$223,700.00	\$223,700.00	100.0%	\$0.00
323-150-4820 - PROCEEDS FROM DEBT/LOAN	\$110,000.00	\$0.00	\$110,000.00	\$0.00	\$110,000.00	\$110,000.00	100.0%	\$0.00
323-170-4820 - PROCEEDS FROM DEBT/LOAN	\$65,000.00	\$0.00	\$65,000.00	\$0.00	\$65,000.00	\$65,000.00	100.0%	\$0.00
323-210-4820 - PROCEEDS FROM DEBT/LOAN	\$177,500.00	\$0.00	\$162,900.00	\$0.00	\$177,500.00	\$177,500.00	91.77%	\$14,600.00
323-430-4820 - PROCEEDS FROM DEBT/LOAN	\$132,500.00	\$0.00	\$132,500.00	\$0.00	\$132,500.00	\$132,500.00	100.0%	\$0.00
323-441-4810 - SALE OF PERSONAL PROPERTY	\$815.00	\$0.00	\$815.06	\$0.00	\$815.00	\$815.00	100.01%	(\$0.06)
323-650-4820 - PROCEEDS FROM DEBT/LOAN	\$248,285.00	\$0.00	\$248,285.35	\$0.00	\$248,285.00	\$248,285.00	100.0%	(\$0.35)
325-210-4820 - PROCEEDS ST-1ST ST W RECON	\$425,000.00	\$0.00	\$425,000.00	\$0.00	\$425,000.00	\$425,000.00	100.0%	\$0.00
616-818-4822 - PROCEEDS FROM SRF LOAN	\$16,512,000.00	\$0.00	\$0.00	\$0.00	\$16,512,000.00	\$16,512,000.00	0.0%	\$16,512,000.00
741-868-4820 - PROCEEDS FROM DEBT/LOAN	\$180,000.00	\$0.00	\$180,000.00	\$0.00	\$180,000.00	\$180,000.00	100.0%	\$0.00
OTHER FINANCING SOURCES TOTAL	\$18,974,800.00	\$0.00	\$2,461,500.41	\$13,300.00	\$18,988,100.00	\$18,988,100.00	12.97%	\$16,513,299.59
001-910-4830 - TRANSFER IN - GENERAL FUND	\$735,000.00	\$0.00	\$0.00	\$0.00	\$735,000.00	\$735,000.00	0.0%	\$735,000.00
001-910-4831 - TRANSFER IN (TIF) - GENERAL FU	\$27,499.00	\$0.00	\$0.00	\$0.00	\$27,499.00	\$27,499.00	0.0%	\$27,499.00
003-910-4830 - TRANSFER IN - LIBRARY	\$415,314.00	\$0.00	\$276,876.00	\$0.00	\$415,314.00	\$415,314.00	66.67%	\$138,438.00
145-910-4831 - TRANSFER IN - TIF	\$126,471.00	\$0.00	\$0.00	\$0.00	\$126,471.00	\$126,471.00	0.0%	\$126,471.00
160-910-4831 - TRANSFER IN FROM TIF-EC DEVEL	\$49,415.00	\$0.00	\$0.00	\$60,000.00	\$109,415.00	\$109,415.00	0.0%	\$49,415.00
200-910-4830 - TRANSFER IN - DEBT SERVICE	\$439,900.00	\$0.00	\$199,933.36	\$0.00	\$439,900.00	\$439,900.00	45.45%	\$239,966.64
200-910-4831 - TRANSFER IN (TIF) - DEBT SERV	\$388,739.00	\$0.00	\$0.00	\$0.00	\$388,739.00	\$388,739.00	0.0%	\$388,739.00
316-910-4830 - TRANSFER IN	\$50,000.00	\$0.00	\$0.00	\$0.00	\$50,000.00	\$50,000.00	0.0%	\$50,000.00
323-910-4830 - TRANSFER IN - LOST CAP OUTLAY	\$317,500.00	\$0.00	\$170,741.40	\$0.00	\$317,500.00	\$317,500.00	53.78%	\$146,758.60
600-910-4831 - TRANSFER IN (TIF) - WATER	\$48,846.00	\$0.00	\$0.00	\$0.00	\$48,846.00	\$48,846.00	0.0%	\$48,846.00
605-910-4830 - TRANSFER IN	\$92,855.00	\$0.00	\$61,903.36	\$0.00	\$92,855.00	\$92,855.00	66.67%	\$30,951.64
610-910-4831 - TRANSFER IN (TIF) - SEWER	\$48,846.00	\$0.00	\$0.00	\$0.00	\$48,846.00	\$48,846.00	0.0%	\$48,846.00
611-910-4830 - TRANSFER IN - SRF SINKING	\$1,794,617.00	\$0.00	\$63,427.36	\$0.00	\$1,794,617.00	\$1,794,617.00	3.53%	\$1,731,189.64
TRANSFERS IN TOTAL	\$4,535,002.00	\$0.00	\$772,881.48	\$60,000.00	\$4,595,002.00	\$4,595,002.00	17.04%	\$3,762,120.52
GRAND TOTAL	\$38,472,010.00	\$122,730.42	\$14,506,527.38	\$497,354.00	\$38,969,364.00	\$38,969,364.00	37.71%	\$23,965,482.62

**Not all MTD Balance and YTD Balance columns were updated. Only the ones being amended were updated. srl

2026 09 - MAR - BUDGET REPORT

	Budget Estimate	MTD Balance	YTD Balance	PROPOSED CHANGE	PROPOSED BUDGET	NEW BUDGET	Percent Expended	Unexpended
001-110-6010 - SALARIES - FULL-TIME	\$882,696.00	\$30,315.70	\$585,153.71	\$0.00	\$882,696.00	\$882,696.00	66.29%	\$297,542.29
001-110-6020 - SALARIES - PART-TIME	\$5,500.00	\$148.01	\$2,598.48	\$35,500.00	\$41,000.00	\$41,000.00	47.25%	\$2,901.52
001-110-6040 - WAGES - OVERTIME	\$34,000.00	\$2,767.13	\$34,238.77	\$0.00	\$34,000.00	\$34,000.00	100.7%	(\$238.77)
001-110-6042 - WAGES - OVERTIME SP EVENT	\$6,000.00	\$0.00	\$470.38	\$0.00	\$6,000.00	\$6,000.00	7.84%	\$5,529.62
001-110-6050 - WAGES - RESERVE OFFICERS	\$4.00	\$0.00	\$2.00	\$0.00	\$4.00	\$4.00	50.0%	\$2.00
001-110-6143 - ICMA RC - CITY SHARE	\$12,000.00	\$583.92	\$7,595.66	\$0.00	\$12,000.00	\$12,000.00	63.3%	\$4,404.34
001-110-6181 - ALLOWANCES - UNIFORM	\$9,000.00	\$274.87	\$3,976.56	\$0.00	\$9,000.00	\$9,000.00	44.18%	\$5,023.44
001-110-6184 - CELL PHONE ALLOWANCES	\$600.00	\$50.00	\$450.00	\$0.00	\$600.00	\$600.00	75.0%	\$150.00
001-110-6210 - DUES & MEMBERSHIPS	\$2,200.00	\$0.00	\$795.00	\$0.00	\$2,200.00	\$2,200.00	36.14%	\$1,405.00
001-110-6230 - TRAINING IN HOUSE	\$8,200.00	\$0.00	\$6,609.68	\$0.00	\$8,200.00	\$8,200.00	80.61%	\$1,590.32
001-110-6240 - MTNS/CONFERENCES/MILES	\$9,500.00	\$0.00	\$4,112.55	\$0.00	\$9,500.00	\$9,500.00	43.29%	\$5,387.45
001-110-6299 - OTHER STAFF DEVELOPMENT	\$20,000.00	\$0.00	\$3,175.50	\$0.00	\$20,000.00	\$20,000.00	15.88%	\$16,824.50
001-110-6310 - BUILDING MAINT & REPAIR	\$2,000.00	\$285.88	\$2,088.91	\$0.00	\$2,000.00	\$2,000.00	104.45%	(\$88.91)
001-110-6320 - GROUNDS MAINT & REPAIR	\$1,000.00	\$0.00	\$162.65	\$0.00	\$1,000.00	\$1,000.00	16.27%	\$837.35
001-110-6331 - VEHICLE OPERATIONS	\$28,000.00	\$2,030.36	\$16,520.14	\$0.00	\$28,000.00	\$28,000.00	59.0%	\$11,479.86
001-110-6332 - VEHICLE REPAIRS	\$12,000.00	\$18.99	\$15,877.10	\$6,000.00	\$18,000.00	\$18,000.00	132.31%	(\$3,877.10)
001-110-6350 - OPERATIONAL EQUIPMENT REPAIR	\$1,000.00	\$0.00	\$692.00	\$0.00	\$1,000.00	\$1,000.00	69.2%	\$308.00
001-110-6371 - ELECTRIC/GAS UTILITIES	\$11,000.00	\$442.90	\$7,752.32	\$0.00	\$11,000.00	\$11,000.00	70.48%	\$3,247.68
001-110-6373 - COMMUNICATIONS (PHONE/INTERNET	\$12,750.00	\$653.86	\$8,207.37	\$0.00	\$12,750.00	\$12,750.00	64.37%	\$4,542.63
001-110-6399 - OTHER MAINTENANCE/REPAIR	\$1,000.00	\$0.00	\$293.55	\$0.00	\$1,000.00	\$1,000.00	29.36%	\$706.45
001-110-6402 - ADVERTISING/CRIME PREVENTION	\$1,000.00	\$0.00	\$950.40	\$0.00	\$1,000.00	\$1,000.00	95.04%	\$49.60
001-110-6408 - PROPERTY & CASUALTY INSURANCE	\$54,934.00	\$0.00	\$25,366.53	-\$29,567.00	\$25,367.00	\$25,367.00	46.18%	\$29,567.47
001-110-6409 - JANITORIAL	\$4,650.00	\$92.81	\$2,001.67	\$0.00	\$4,650.00	\$4,650.00	43.05%	\$2,648.33
001-110-6412 - MEDICAL/WELLNESS EXPENSE	\$1,000.00	\$0.00	\$229.00	\$0.00	\$1,000.00	\$1,000.00	22.9%	\$771.00
001-110-6413 - DISPATCHING/COURT/SUBPOENA FEE	\$206,750.00	\$0.00	\$206,453.00	\$2,250.00	\$209,000.00	\$209,000.00	99.86%	\$297.00
001-110-6506 - OFFICE SUPPLIES	\$3,000.00	\$0.00	\$248.54	\$0.00	\$3,000.00	\$3,000.00	8.28%	\$2,751.46
001-110-6507 - OPERATING SUPPLIES	\$45,499.00	\$284.68	\$39,402.68	\$1,500.00	\$46,999.00	\$46,999.00	86.6%	\$6,096.32
001-110-6510 - SAFETY SUPPLIES	\$250.00	\$0.00	\$1,433.27	\$1,250.00	\$1,500.00	\$1,500.00	573.31%	(\$1,183.27)
001-110-6516 - POLICE CANINE PURCHASES	\$0.00	\$0.00	\$10,049.25	\$10,050.00	\$10,050.00	\$10,050.00	#DIV/0!	(\$10,049.25)
TOTAL	\$1,375,533.00	\$37,949.11	\$986,906.67	\$26,983.00	\$1,402,516.00	\$1,402,516.00	71.75%	\$388,626.33
001-150-6010 - SALARIES - FULL-TIME	\$219,946.00	\$8,106.92	\$163,058.97	\$80,100.00	\$300,046.00	\$300,046.00	74.14%	\$56,887.03
001-150-6020 - SALARIES - PART-TIME	\$61,950.00	\$1,496.56	\$30,727.13	\$0.00	\$61,950.00	\$61,950.00	49.6%	\$31,222.87
001-150-6040 - WAGES - OVERTIME	\$3,000.00	\$0.00	\$2,518.45	\$0.00	\$3,000.00	\$3,000.00	83.95%	\$481.55
001-150-6050 - VOLUNTEER FIREMEN	\$22,030.00	\$0.00	\$16,523.02	\$0.00	\$22,030.00	\$22,030.00	75%	\$5,506.98
001-150-6143 - ICMA RC - CITY SHARE	\$3,000.00	\$138.47	\$2,192.24	\$0.00	\$3,000.00	\$3,000.00	73.07%	\$807.76
001-150-6181 - ALLOWANCES - UNIFORM	\$1,500.00	\$0.00	\$598.70	\$0.00	\$1,500.00	\$1,500.00	39.91%	\$901.30
001-150-6184 - CELL PHONE ALLOWANCES	\$1,200.00	\$100.00	\$900.00	\$0.00	\$1,200.00	\$1,200.00	75%	\$300.00
001-150-6210 - DUES & MEMBERSHIPS	\$1,000.00	\$0.00	\$245.00	\$0.00	\$1,000.00	\$1,000.00	24.5%	\$755.00
001-150-6220 - EDUCATIONAL MATERIAL	\$1,000.00	\$0.00	\$99.00	\$0.00	\$1,000.00	\$1,000.00	9.9%	\$901.00
001-150-6230 - TRAINING IN HOUSE	\$750.00	\$0.00	\$137.23	\$0.00	\$750.00	\$750.00	18.3%	\$612.77
001-150-6240 - MTGS/CONFERENCES/MILES	\$7,000.00	\$70.00	\$3,968.87	\$0.00	\$7,000.00	\$7,000.00	56.7%	\$3,031.13

**Not all MTD Balance and YTD Balance columns were updated. Only the ones being amended were updated. srl

2026 09 - MAR - BUDGET REPORT

	Budget Estimate	MTD Balance	YTD Balance	PROPOSED CHANGE	PROPOSED BUDGET	NEW BUDGET	Percent Expended	Unexpended
001-150-6310 - BUILDING MAINT & REPAIR	\$15,000.00	\$0.00	\$6,766.87	\$0.00	\$15,000.00	\$15,000.00	45.11%	\$8,233.13
001-150-6320 - GROUNDS MAINT & REPAIR	\$1,000.00	\$0.00	\$267.91	\$0.00	\$1,000.00	\$1,000.00	26.79%	\$732.09
001-150-6331 - VEHICLE OPERATIONS	\$25,000.00	\$204.79	\$14,245.32	\$0.00	\$25,000.00	\$25,000.00	56.98%	\$10,754.68
001-150-6332 - VEHICLE REPAIRS	\$11,492.00	\$1,409.20	\$19,396.68	\$10,214.00	\$21,706.00	\$21,706.00	168.78%	(\$7,904.68)
001-150-6350 - EQUIPMENT REPAIR/SIREN	\$4,000.00	\$0.00	\$1,400.00	\$0.00	\$4,000.00	\$4,000.00	35%	\$2,600.00
001-150-6371 - ELECTRIC/GAS UTILITIES	\$4,500.00	\$0.00	\$2,673.51	\$0.00	\$4,500.00	\$4,500.00	59.41%	\$1,826.49
001-150-6373 - COMMUNICATIONS (PHONE/INTERNET	\$6,000.00	\$213.58	\$2,426.22	\$0.00	\$6,000.00	\$6,000.00	40.44%	\$3,573.78
001-150-6399 - OTHER MAINTENANCE/REPAIR	\$6,500.00	\$107.99	\$3,912.39	\$0.00	\$6,500.00	\$6,500.00	60.19%	\$2,587.61
001-150-6408 - PROPERTY & CASUALTY INSURANCE	\$64,764.00	\$0.00	\$41,025.65	-\$23,738.00	\$41,026.00	\$41,026.00	63%	\$23,738.35
001-150-6412 - MEDICAL/WELLNESS EXPENSE	\$6,000.00	\$0.00	\$7,353.52	\$1,500.00	\$7,500.00	\$7,500.00	122.56%	(\$1,353.52)
001-150-6424 - PROFES SERVICES/GRANT WRITERS	\$10,000.00	\$0.00	\$21,977.99	\$21,000.00	\$31,000.00	\$31,000.00	219.78%	(\$11,977.99)
001-150-6504 - SPECIAL & SAFETY EQUIPMENT	\$2,000.00	\$0.00	\$233.94	\$0.00	\$2,000.00	\$2,000.00	11.7%	\$1,766.06
001-150-6506 - OFFICE SUPPLIES	\$350.00	\$0.00	\$187.13	\$0.00	\$350.00	\$350.00	53.47%	\$162.87
001-150-6507 - OPERATING SUPPLIES	\$5,000.00	\$49.47	\$3,733.08	\$0.00	\$5,000.00	\$5,000.00	74.66%	\$1,266.92
001-150-6510 - SAFETY SUPPLIES	\$750.00	\$53.12	\$53.12	\$0.00	\$750.00	\$750.00	7.08%	\$696.88
TOTAL	\$484,732.00	\$11,950.10	\$346,621.94	\$89,076.00	\$573,808.00	\$573,808.00	71.51%	\$138,110.06
001-160-6413 - PAYMENTS - OTHER AGENCIES	\$150,000.00	\$0.00	\$104,387.50	\$0.00	\$150,000.00	\$150,000.00	69.59%	\$45,612.50
TOTAL	\$150,000.00	\$0.00	\$104,387.50	\$0.00	\$150,000.00	\$150,000.00	69.59%	\$45,612.50
001-170-6010 - SALARIES - FULL-TIME	\$70,737.00	\$2,708.00	\$54,160.00	\$0.00	\$70,737.00	\$70,737.00	76.57%	\$16,577.00
001-170-6020 - SALARIES - PART-TIME	\$1,124.00	\$0.00	\$0.00	\$0.00	\$1,124.00	\$1,124.00	0%	\$1,124.00
001-170-6040 - WAGES - OVERTIME	\$3,571.00	\$0.00	\$1,332.85	\$0.00	\$3,571.00	\$3,571.00	37.32%	\$2,238.15
001-170-6143 - ICMA RC - CITY SHARE	\$1,000.00	\$0.00	\$0.00	\$0.00	\$1,000.00	\$1,000.00	0%	\$1,000.00
001-170-6181 - ALLOWANCES - UNIFORM	\$300.00	\$0.00	\$0.00	\$0.00	\$300.00	\$300.00	0%	\$300.00
001-170-6210 - DUES & MEMBERSHIPS	\$1,850.00	\$30.00	\$1,929.58	\$34.00	\$1,884.00	\$1,884.00	104.3%	(\$79.58)
001-170-6220 - EDUCATIONAL MATERIAL	\$150.00	\$0.00	\$0.00	\$0.00	\$150.00	\$150.00	0%	\$150.00
001-170-6230 - TRAINING IN HOUSE	\$350.00	\$153.54	\$174.58	\$0.00	\$350.00	\$350.00	49.88%	\$175.42
001-170-6240 - MTGS/CONFERENCES/MILES	\$1,000.00	\$0.00	\$0.00	\$0.00	\$1,000.00	\$1,000.00	0%	\$1,000.00
001-170-6331 - VEHICLE OPERATIONS	\$1,500.00	\$0.00	\$254.84	\$0.00	\$1,500.00	\$1,500.00	16.99%	\$1,245.16
001-170-6373 - COMMUNICATIONS (PHONE/INTERNET	\$800.00	\$56.40	\$507.56	\$0.00	\$800.00	\$800.00	63.45%	\$292.44
001-170-6408 - PROPERTY & CASUALTY INSURANCE	\$5,524.00	\$0.00	\$2,889.33	-\$2,634.00	\$2,890.00	\$2,890.00	52%	\$2,634.67
001-170-6412 - MEDICAL EXPENSE - DOCTOR	\$75.00	\$0.00	\$0.00	\$0.00	\$75.00	\$75.00	0%	\$75.00
001-170-6499 - OTHER CONTRACTUAL SERV	\$20,000.00	\$8,935.25	\$22,322.25	\$2,600.00	\$22,600.00	\$22,600.00	111.61%	(\$2,322.25)
001-170-6504 - OFFICE EQUIPMENT	\$500.00	\$0.00	\$0.00	\$0.00	\$500.00	\$500.00	0%	\$500.00
001-170-6506 - OFFICE SUPPLIES	\$500.00	\$0.00	\$97.98	\$0.00	\$500.00	\$500.00	19.6%	\$402.02
001-170-6507 - OPERATING SUPPLIES	\$500.00	\$0.00	\$0.00	\$0.00	\$500.00	\$500.00	0%	\$500.00
001-170-6508 - POSTAGE	\$750.00	\$0.00	\$0.00	\$0.00	\$750.00	\$750.00	0%	\$750.00

**Not all MTD Balance and YTD Balance columns were updated. Only the ones being amended were updated. srl

	Budget Estimate	MTD Balance	YTD Balance	PROPOSED CHANGE	PROPOSED BUDGET	NEW BUDGET	Percent Expended	Unexpended
001-170-6510 - SPECIAL & SAFETY EQUIPMENT	\$750.00	\$0.00	\$0.00	\$0.00	\$750.00	\$750.00	0%	\$750.00
TOTAL	\$110,981.00	\$11,883.19	\$83,668.97	\$0.00	\$110,981.00	\$110,981.00	75.39%	\$27,312.03
001-190-6499 - ANIMAL CONTROL	\$400.00	\$0.00	\$1,478.99	\$158.00	\$558.00	\$558.00	369.75%	(\$1,078.99)
001-190-6504 - MINOR EQUIPMENT	\$50.00	\$0.00	\$0.00	\$0.00	\$50.00	\$50.00	0%	\$50.00
001-190-6507 - OPERATING SUPPLIES	\$50.00	\$0.00	\$75.00	\$0.00	\$50.00	\$50.00	150%	(\$25.00)
TOTAL	\$500.00	\$0.00	\$1,553.99	\$158.00	\$658.00	\$658.00	310.8%	(\$1,053.99)
112-110-6110 - FICA - CITY/POLICE	\$76,742.00	\$2,456.19	\$50,857.94	\$2,678.00	\$79,420.00	\$79,420.00	66.27%	\$25,884.06
112-110-6130 - IPERS - CITY/POLICE	\$95,216.00	\$0.00	\$53,025.30	\$0.00	\$95,216.00	\$95,216.00	55.69%	\$42,190.70
112-110-6131 - WORK COMP/POLICE	\$14,995.00	\$0.00	-\$459.22	\$0.00	\$14,995.00	\$14,995.00	-3.06%	\$15,454.22
112-110-6150 - GROUP INSURANCE BEN/POLICE	\$190,787.00	\$0.00	\$112,107.33	\$0.00	\$190,787.00	\$190,787.00	58.76%	\$78,679.67
112-110-6154 - EMPLOYEE SELF-FUND INS BEN/POL	\$111,183.00	\$1,830.59	\$61,392.19	\$0.00	\$111,183.00	\$111,183.00	55.22%	\$49,790.81
TOTAL	\$488,923.00	\$4,286.78	\$276,923.54	\$2,678.00	\$491,601.00	\$491,601.00	56.64%	\$211,999.46
112-150-6110 - FICA - CITY/FIRE	\$21,797.00	\$701.72	\$14,843.13	\$6,044.00	\$27,841.00	\$27,841.00	68.1%	\$6,953.87
112-150-6130 - IPERS - CITY/FIRE	\$26,524.00	\$0.00	\$19,177.58	\$7,257.00	\$33,781.00	\$33,781.00	72.3%	\$7,346.42
112-150-6131 - WORK COMP/FIRE	\$73,091.00	\$0.00	\$3,163.76	\$0.00	\$73,091.00	\$73,091.00	4.33%	\$69,927.24
112-150-6150 - GROUP INSURANCE BEN/FIRE	\$51,420.00	\$0.00	\$26,885.77	\$0.00	\$51,420.00	\$51,420.00	52.29%	\$24,534.23
112-150-6154 - EMPLOYEE SELF-FUND INS BEN/FIR	\$24,683.00	\$41.97	\$6,396.05	\$0.00	\$24,683.00	\$24,683.00	25.91%	\$18,286.95
TOTAL	\$197,515.00	\$743.69	\$70,466.29	\$13,301.00	\$210,816.00	\$210,816.00	35.68%	\$127,048.71
112-170-6110 - FICA - CITY/BLDG	\$5,771.00	\$194.89	\$3,698.17	\$0.00	\$5,771.00	\$5,771.00	64.08%	\$2,072.83
112-170-6130 - IPERS - CITY/BUILDING	\$7,121.00	\$0.00	\$4,454.29	\$0.00	\$7,121.00	\$7,121.00	62.55%	\$2,666.71
112-170-6131 - WORK COMP/BUILDING	\$653.00	\$0.00	\$65.35	\$0.00	\$653.00	\$653.00	10%	\$587.65
112-170-6150 - GROUP INSURANCE BEN/BLDG	\$16,879.00	\$0.00	\$10,730.23	\$0.00	\$16,879.00	\$16,879.00	63.57%	\$6,148.77
112-170-6154 - EMPLOYEE SELF-FUND INS BEN/BLD	\$9,665.00	\$8.99	\$1,510.41	\$0.00	\$9,665.00	\$9,665.00	15.63%	\$8,154.59
TOTAL	\$40,089.00	\$203.88	\$20,458.45	\$0.00	\$40,089.00	\$40,089.00	51.03%	\$19,630.55
<i>POLICE</i>	\$1,864,456.00	\$42,235.89	\$1,263,830.21	\$29,661.00	\$1,894,117.00	\$1,894,117.00		
<i>FIRE</i>	\$682,247.00	\$12,693.79	\$417,088.23	\$102,377.00	\$784,624.00	\$784,624.00		
<i>AMBULANCE</i>	\$150,000.00	\$0.00	\$104,387.50	\$0.00	\$150,000.00	\$150,000.00		
<i>BUILDING</i>	\$151,070.00	\$12,087.07	\$104,127.42	\$0.00	\$151,070.00	\$151,070.00		
<i>ANIMAL</i>	\$500.00	\$0.00	\$1,553.99	\$158.00	\$658.00	\$658.00		
	\$2,848,273.00	\$67,016.75	\$1,890,987.35	\$132,196.00	\$2,980,469.00	\$2,980,469.00		
GRAND TOTAL	\$2,848,273.00	\$67,016.75	\$1,890,987.35	\$132,196.00	\$2,980,469.00	\$2,980,469.00		

**Not all MTD Balance and YTD Balance columns were updated. Only the ones being amended were updated. srl

2026 09 - MAR - BUDGET REPORT

	Budget Estimate	MTD Balance	YTD Balance	PROPOSED CHANGE	PROPOSED BUDGET	NEW BUDGET	Percent Expended	Unexpended
001-210-6350 - OPERATIONAL EQUIP REPAIR	\$0.00	\$0.00	\$4,960.32	\$4,961.00	\$4,961.00	\$4,961.00	#DIV/0!	(\$4,960.32)
001-210-6408 - PROPERTY/CASUALTY INS	\$44,591.00	\$0.00	\$24,338.53	-\$20,251.00	\$24,340.00	\$24,340.00	54.58%	\$20,252.47
001-210-6499 - OTHER CONTRACTUAL SERV	\$10,000.00	\$0.00	\$0.00	\$0.00	\$10,000.00	\$10,000.00	0.0%	\$10,000.00
TOTAL	\$54,591.00	\$0.00	\$29,298.85	(\$15,290.00)	\$39,301.00	\$39,301.00	53.67%	\$25,292.15
001-280-6010 - SALARIES - FULL-TIME	\$64,728.00	\$2,479.20	\$49,536.05	\$3,600.00	\$68,328.00	\$68,328.00	76.53%	\$15,191.95
001-280-6020 - SALARIES - PART-TIME	\$10,720.00	\$360.39	\$7,754.91	\$0.00	\$10,720.00	\$10,720.00	72.34%	\$2,965.09
001-280-6040 - WAGES - OVERTIME	\$2,000.00	\$0.00	\$1,235.72	\$0.00	\$2,000.00	\$2,000.00	61.79%	\$764.28
001-280-6143 - ICMA RC - CITY SHARE	\$1,000.00	\$38.47	\$692.24	\$0.00	\$1,000.00	\$1,000.00	69.22%	\$307.76
001-280-6181 - UNIFORM ALLOWANCE	\$300.00	\$0.00	\$43.96	\$0.00	\$300.00	\$300.00	14.65%	\$256.04
001-280-6184 - CELL PHONE ALLOWANCES	\$600.00	\$50.00	\$450.00	\$0.00	\$600.00	\$600.00	75.0%	\$150.00
001-280-6230 - TRAINING	\$2,100.00	\$0.00	\$1,821.04	\$0.00	\$2,100.00	\$2,100.00	86.72%	\$278.96
001-280-6240 - MTGS/CONFERENCES/MILES	\$400.00	\$0.00	\$0.00	\$0.00	\$400.00	\$400.00	0.0%	\$400.00
001-280-6310 - BUILDING MAINT & REPAIR	\$5,000.00	\$1,957.67	\$2,955.76	\$0.00	\$5,000.00	\$5,000.00	59.12%	\$2,044.24
001-280-6320 - GROUNDS/RUNWAY MAINT & REPAIR	\$10,000.00	\$0.00	\$8,430.32	\$0.00	\$10,000.00	\$10,000.00	84.3%	\$1,569.68
001-280-6331 - VEHICLE OPERATIONS	\$7,000.00	\$80.70	\$5,391.18	\$0.00	\$7,000.00	\$7,000.00	77.02%	\$1,608.82
001-280-6332 - VEHICLE REPAIRS	\$7,000.00	\$60.24	\$7,492.77	\$0.00	\$7,000.00	\$7,000.00	107.04%	(\$492.77)
001-280-6371 - ELECTRIC/GAS UTILITIES	\$21,000.00	\$1,956.32	\$12,373.64	\$0.00	\$21,000.00	\$21,000.00	58.92%	\$8,626.36
001-280-6372 - GARBAGE/RECYCLING	\$3,750.00	\$0.00	\$318.70	\$0.00	\$3,750.00	\$3,750.00	8.5%	\$3,431.30
001-280-6373 - COMMUNICATIONS (PHONE/INTERNET)	\$2,250.00	\$0.00	\$1,502.24	\$0.00	\$2,250.00	\$2,250.00	66.77%	\$747.76
001-280-6399 - OTHER MAINTENANCE/REPAIR	\$2,500.00	\$0.00	\$0.00	\$0.00	\$2,500.00	\$2,500.00	0.0%	\$2,500.00
001-280-6407 - ENGINEERING	\$5,000.00	\$0.00	\$0.00	\$0.00	\$5,000.00	\$5,000.00	0.0%	\$5,000.00
001-280-6408 - PROPERTY & CASUALTY INSURANCE	\$54,930.00	\$0.00	\$28,518.44	-\$5,000.00	\$49,930.00	\$49,930.00	51.92%	\$26,411.56
001-280-6409 - JANITORIAL	\$1,500.00	\$0.00	\$277.39	\$0.00	\$1,500.00	\$1,500.00	18.49%	\$1,222.61
001-280-6412 - MEDICAL EXPENSE - DOCTOR	\$50.00	\$0.00	\$0.00	\$0.00	\$50.00	\$50.00	0.0%	\$50.00
001-280-6413 - PAYMENTS TO OTHER AGENCIES	\$600.00	\$0.00	\$130.00	\$0.00	\$600.00	\$600.00	21.67%	\$470.00
001-280-6498 - REFUNDS	\$0.00	\$0.00	\$1,400.00	\$1,400.00	\$1,400.00	\$1,400.00	#DIV/0!	(\$1,400.00)
001-280-6499 - OTHER CONTRACTUAL SERV	\$12,500.00	\$0.00	\$11,157.32	\$0.00	\$12,500.00	\$12,500.00	89.26%	\$1,342.68
001-280-6503 - MERCHANDISE FOR RE-SALE	\$120,000.00	\$0.00	\$39,296.27	\$0.00	\$120,000.00	\$120,000.00	32.75%	\$80,703.73
001-280-6506 - OFFICE SUPPLIES	\$2,500.00	\$0.00	\$1,837.35	\$0.00	\$2,500.00	\$2,500.00	73.49%	\$662.65
001-280-6507 - OPERATING SUPPLIES	\$3,000.00	\$6.99	\$2,398.65	\$0.00	\$3,000.00	\$3,000.00	79.96%	\$601.35
001-280-6510 - SPECIAL & SAFETY EQUIPMENT	\$600.00	\$0.00	\$0.00	\$0.00	\$600.00	\$600.00	0.0%	\$600.00
TOTAL	\$341,028.00	\$6,989.98	\$185,013.95	\$0.00	\$341,028.00	\$341,028.00	54.25%	\$156,014.05
001-290-6413 - BUCH CO LANDFILL ASSESSMENT	\$6,064.00	\$0.00	\$6,064.00	\$0.00	\$6,064.00	\$6,064.00	100.0%	\$0.00
001-290-6497 - GARBAGE CONTRACT	\$594,000.00	\$47,057.92	\$472,679.24	\$0.00	\$594,000.00	\$594,000.00	79.58%	\$121,320.76
001-290-6499 - CONTRACTUAL SERVICES	\$90,000.00	\$0.00	\$63,913.75	\$0.00	\$90,000.00	\$90,000.00	71.02%	\$26,086.25
TOTAL	\$690,064.00	\$47,057.92	\$542,656.99	\$0.00	\$690,064.00	\$690,064.00	78.64%	\$147,407.01

**Not all MTD Balance and YTD Balance columns were updated. Only the ones being amended were updated. srl

2026 09 - MAR - BUDGET REPORT

	Budget Estimate	MTD Balance	YTD Balance	PROPOSED CHANGE	PROPOSED BUDGET	NEW BUDGET	Percent Expended	Unexpended
110-210-6010 - SALARIES - FULL TIME	\$351,607.00	\$11,769.23	\$222,191.57	\$450.00	\$352,057.00	\$352,057.00	63.19%	\$129,415.43
110-210-6030 - HOURLY WAGES - TEMPORARY	\$3,259.00	\$0.00	\$910.00	\$0.00	\$3,259.00	\$3,259.00	27.92%	\$2,349.00
110-210-6040 - WAGES - OVERTIME	\$7,826.00	\$177.01	\$1,824.63	\$0.00	\$7,826.00	\$7,826.00	23.31%	\$6,001.37
110-210-6143 - ICMA RC - CITY SHARE	\$6,000.00	\$214.63	\$2,915.89	\$0.00	\$6,000.00	\$6,000.00	48.6%	\$3,084.11
110-210-6181 - ALLOWANCES - UNIFORM	\$3,500.00	\$0.00	\$1,801.10	\$0.00	\$3,500.00	\$3,500.00	51.46%	\$1,698.90
110-210-6184 - CELL PHONE ALLOWANCES	\$900.00	\$68.75	\$618.75	\$0.00	\$900.00	\$900.00	68.75%	\$281.25
110-210-6210 - DUES & MEMBERSHIPS	\$300.00	\$0.00	\$0.00	\$0.00	\$300.00	\$300.00	0.0%	\$300.00
110-210-6220 - EDUCATIONAL MATERIAL	\$100.00	\$0.00	\$15.84	\$0.00	\$100.00	\$100.00	15.84%	\$84.16
110-210-6230 - TRAINING IN HOUSE	\$1,000.00	\$0.00	\$21.04	\$0.00	\$1,000.00	\$1,000.00	2.1%	\$978.96
110-210-6240 - MTGS/CONFERENCES/MILES	\$1,500.00	\$0.00	\$595.00	\$0.00	\$1,500.00	\$1,500.00	39.67%	\$905.00
110-210-6310 - BUILDING MAINT & REPAIR	\$10,000.00	\$111.92	\$9,071.63	\$0.00	\$10,000.00	\$10,000.00	90.72%	\$928.37
110-210-6320 - GROUNDS MAINT & REPAIR	\$5,000.00	\$0.00	\$5,317.56	\$0.00	\$5,000.00	\$5,000.00	106.35%	(\$317.56)
110-210-6331 - VEHICLE OPERATIONS	\$25,000.00	\$0.00	\$13,966.10	\$0.00	\$25,000.00	\$25,000.00	55.86%	\$11,033.90
110-210-6332 - VEHICLE REPAIRS	\$20,000.00	\$131.71	\$6,629.92	\$0.00	\$20,000.00	\$20,000.00	33.15%	\$13,370.08
110-210-6371 - ELECTRIC/GAS UTILITIES	\$45,000.00	\$0.00	\$28,612.11	\$0.00	\$45,000.00	\$45,000.00	63.58%	\$16,387.89
110-210-6373 - COMMUNICATIONS (PHONE/INTERNET)	\$1,560.00	\$0.00	\$813.00	\$0.00	\$1,560.00	\$1,560.00	52.12%	\$747.00
110-210-6399 - OTHER MAINTENANCE/REPAIR	\$5,000.00	\$540.00	\$1,987.60	\$0.00	\$5,000.00	\$5,000.00	39.75%	\$3,012.40
110-210-6412 - MEDICAL/WELLNESS EXPENSE	\$500.00	\$0.00	\$277.08	\$0.00	\$500.00	\$500.00	55.42%	\$222.92
110-210-6415 - RENTAL & LEASES ON EQUIPMENT	\$2,500.00	\$0.00	\$1,530.37	\$0.00	\$2,500.00	\$2,500.00	61.21%	\$969.63
110-210-6417 - STREET MAINT/DUST CONTROL	\$7,500.00	\$0.00	\$742.17	\$0.00	\$7,500.00	\$7,500.00	9.9%	\$6,757.83
110-210-6419 - TECHNOLOGY SERVICES	\$938.00	\$0.00	\$937.50	\$0.00	\$938.00	\$938.00	99.95%	\$0.50
110-210-6499 - CONTRACTUAL SERVICES	\$18,750.00	\$0.00	\$3,765.36	\$0.00	\$18,750.00	\$18,750.00	20.08%	\$14,984.64
110-210-6504 - MINOR EQUIPMENT	\$12,500.00	\$0.00	\$5,291.67	\$35,000.00	\$47,500.00	\$47,500.00	42.33%	\$7,208.33
110-210-6506 - OFFICE SUPPLIES	\$2,500.00	\$0.00	\$101.15	\$0.00	\$2,500.00	\$2,500.00	4.05%	\$2,398.85
110-210-6507 - OPERATING SUPPLIES	\$12,000.00	\$555.63	\$6,317.05	\$0.00	\$12,000.00	\$12,000.00	52.64%	\$5,682.95
110-210-6510 - SPECIAL & SAFETY EQUIPMENT	\$2,500.00	\$89.15	\$1,857.66	\$0.00	\$2,500.00	\$2,500.00	74.31%	\$642.34
110-210-6511 - IRON-STEEL-OTHER METAL GOODS	\$3,000.00	\$0.00	\$90.48	\$0.00	\$3,000.00	\$3,000.00	3.02%	\$2,909.52
110-210-6761 - STREETS - RESURFACING/REPAIR	\$110,000.00	\$0.00	\$14,312.10	\$0.00	\$110,000.00	\$110,000.00	13.01%	\$95,687.90
TOTAL	\$660,240.00	\$13,658.03	\$332,514.33	\$35,450.00	\$695,690.00	\$695,690.00	50.36%	\$327,725.67
110-230-6350 - OPERATIONAL EQUIPMENT REPAIR	\$5,000.00	\$0.00	\$11,647.44	\$6,650.00	\$11,650.00	\$11,650.00	232.95%	(\$6,647.44)
110-230-6371 - ELECTRIC/GAS UTILITIES	\$33,275.00	\$0.00	\$15,808.31	\$0.00	\$33,275.00	\$33,275.00	47.51%	\$17,466.69
110-230-6499 - CONTRACT REPAIR-ELECTRIC	\$2,500.00	\$0.00	\$51.44	\$0.00	\$2,500.00	\$2,500.00	2.06%	\$2,448.56
TOTAL	\$40,775.00	\$0.00	\$27,507.19	\$6,650.00	\$47,425.00	\$47,425.00	67.46%	\$13,267.81
110-240-6499 - CONTRACT REPAIR-ELECTRIC	\$4,000.00	\$660.00	\$1,070.51	\$0.00	\$4,000.00	\$4,000.00	26.76%	\$2,929.49
110-240-6509 - POSTS & SIGNS	\$12,500.00	\$0.00	\$4,554.42	\$0.00	\$12,500.00	\$12,500.00	36.44%	\$7,945.58
TOTAL	\$16,500.00	\$660.00	\$5,624.93	\$0.00	\$16,500.00	\$16,500.00	34.09%	\$10,875.07
110-250-6010 - SALARIES - FULL-TIME	\$0.00	\$2,033.64	\$13,610.01	\$0.00	\$0.00	\$0.00	#DIV/0!	(\$13,610.01)
110-250-6040 - WAGES - OVERTIME	\$8,424.00	\$449.82	\$6,727.28	\$0.00	\$8,424.00	\$8,424.00	79.86%	\$1,696.72
110-250-6143 - ICMA RC - CITY SHARE	\$0.00	\$57.92	\$260.33	\$0.00	\$0.00	\$0.00	#DIV/0!	(\$260.33)

**Not all MTD Balance and YTD Balance columns were updated. Only the ones being amended were updated. srl

2026 09 - MAR - BUDGET REPORT

	Budget Estimate	MTD Balance	YTD Balance	PROPOSED CHANGE	PROPOSED BUDGET	NEW BUDGET	Percent Expended	Unexpended
110-250-6331 - VEHICLE OPERATIONS	\$12,000.00	\$698.67	\$10,473.74	\$0.00	\$12,000.00	\$12,000.00	87.28%	\$1,526.26
110-250-6332 - VEHICLE REPAIRS	\$20,000.00	\$24.10	\$18,170.97	\$0.00	\$20,000.00	\$20,000.00	90.85%	\$1,829.03
110-250-6510 - SNOW AND ICE CONTROL MATERIALS	\$35,000.00	\$0.00	\$17,336.46	\$0.00	\$35,000.00	\$35,000.00	49.53%	\$17,663.54
TOTAL	\$75,424.00	\$3,264.15	\$66,578.79	\$0.00	\$75,424.00	\$75,424.00	88.27%	\$8,845.21
110-270-6010 - SALARIES - FULL-TIME	\$0.00	\$0.00	\$6,133.60	\$0.00	\$0.00	\$0.00	#DIV/0!	(\$6,133.60)
110-270-6143 - ICMA RC - CITY SHARE	\$0.00	\$0.00	\$108.02	\$0.00	\$0.00	\$0.00	#DIV/0!	(\$108.02)
110-270-6331 - VEHICLE OPERATIONS	\$5,000.00	\$0.00	\$344.00	\$0.00	\$5,000.00	\$5,000.00	6.88%	\$4,656.00
110-270-6332 - VEHICLE REPAIRS	\$5,000.00	\$0.00	\$2,318.52	\$0.00	\$5,000.00	\$5,000.00	46.37%	\$2,681.48
TOTAL	\$10,000.00	\$0.00	\$8,904.14	\$0.00	\$10,000.00	\$10,000.00	89.04%	\$1,095.86
112-210-6110 - FICA - CITY/STREETS	\$27,746.00	\$883.62	\$16,650.26	\$35.00	\$27,781.00	\$27,781.00	60.01%	\$11,095.74
112-210-6130 - IPERS - CITY/STREETS	\$32,588.00	\$0.00	\$20,597.16	\$43.00	\$32,631.00	\$32,631.00	63.2%	\$11,990.84
112-210-6131 - WORK COMP/STREETS	\$10,738.00	\$0.00	\$309.20	\$0.00	\$10,738.00	\$10,738.00	2.88%	\$10,428.80
112-210-6142 - PENSION - CITY MANAGER	\$1,651.00	\$61.56	\$1,108.08	\$0.00	\$1,651.00	\$1,651.00	67.12%	\$542.92
112-210-6150 - GROUP INSURANCE BEN/STREETS	\$84,552.00	\$0.00	\$49,684.36	\$313.00	\$84,865.00	\$84,865.00	58.76%	\$34,867.64
112-210-6154 - EMPLOYEE SELF-FUND INS BEN/STR	\$20,000.00	\$552.00	\$5,481.31	-\$5,000.00	\$15,000.00	\$15,000.00	27.41%	\$14,518.69
TOTAL	\$177,275.00	\$1,497.18	\$93,830.37	(\$4,609.00)	\$172,666.00	\$172,666.00	52.93%	\$83,444.63
112-250-6110 - FICA - CITY/SNOW	\$645.00	\$183.35	\$1,502.24	\$0.00	\$645.00	\$645.00	232.91%	(\$857.24)
112-250-6130 - IPERS - CITY/SNOW	\$796.00	\$0.00	\$1,377.26	\$0.00	\$796.00	\$796.00	173.02%	(\$581.26)
112-250-6131 - WORK COMP/SNOW	\$346.00	\$0.00	\$20.64	\$0.00	\$346.00	\$346.00	5.97%	\$325.36
112-250-6150 - GROUP INSURANCE BEN/SNOW	\$0.00	\$0.00	\$2,728.09	\$0.00	\$0.00	\$0.00	#DIV/0!	(\$2,728.09)
TOTAL	\$1,787.00	\$183.35	\$5,628.23	\$0.00	\$1,787.00	\$1,787.00	314.95%	(\$3,841.23)
112-270-6110 - FICA - CITY/ST CLEAN	\$0.00	\$0.00	\$464.06	\$0.00	\$0.00	\$0.00	#DIV/0!	(\$464.06)
112-270-6130 - IPERS - CITY/ST CLEAN	\$0.00	\$0.00	\$586.67	\$0.00	\$0.00	\$0.00	#DIV/0!	(\$586.67)
112-270-6150 - GROUP INSURANCE/ST CLEAN	\$0.00	\$0.00	\$806.91	\$0.00	\$0.00	\$0.00	#DIV/0!	(\$806.91)
TOTAL	\$0.00	\$0.00	\$1,857.64	\$0.00	\$0.00	\$0.00	#DIV/0!	(\$1,857.64)
112-280-6110 - FICA - CITY/AIRPORT	\$5,925.00	\$210.96	\$4,409.74	\$276.00	\$6,201.00	\$6,201.00	74.43%	\$1,515.26
112-280-6130 - IPERS - CITY/AIRPORT	\$7,312.00	\$0.00	\$5,855.74	\$340.00	\$7,652.00	\$7,652.00	80.08%	\$1,456.26
112-280-6131 - WORKERS COMP/AIRPORT	\$1,289.00	\$0.00	\$8.76	\$0.00	\$1,289.00	\$1,289.00	0.68%	\$1,280.24
112-280-6150 - GROUP INSURANCE/AIRPORT	\$17,602.00	\$0.00	\$12,680.43	\$2,498.00	\$20,100.00	\$20,100.00	72.04%	\$4,921.57
112-280-6154 - EMPLOYEE SELF-FUNDING INS/AIR	\$4,000.00	\$40.80	\$8,406.36	\$5,000.00	\$9,000.00	\$9,000.00	210.16%	(\$4,406.36)
TOTAL	\$36,128.00	\$251.76	\$31,361.03	\$8,114.00	\$44,242.00	\$44,242.00	86.81%	\$4,766.97

**Not all MTD Balance and YTD Balance columns were updated. Only the ones being amended were updated. srl

2026 09 - MAR - BUDGET REPORT

	Budget Estimate	MTD Balance	YTD Balance	PROPOSED CHANGE	PROPOSED BUDGET	NEW BUDGET	Percent Expended	Unexpended
ROADS, BRIDGES, SIDEWALKS - 210	\$892,106.00	\$15,155.21	\$455,643.55	\$15,551.00	\$907,657.00	\$907,657.00		
STREET LIGHTING - 230	\$40,775.00	\$0.00	\$27,507.19	\$6,650.00	\$47,425.00	\$47,425.00		
TRAFFIC CONTROL - 240	\$16,500.00	\$660.00	\$5,624.93	\$0.00	\$16,500.00	\$16,500.00		
SNOW REMOVAL - 250	\$77,211.00	\$3,447.50	\$72,207.02	\$0.00	\$77,211.00	\$77,211.00		
STREET CLEANING - 270	\$10,000.00	\$0.00	\$10,761.78	\$0.00	\$10,000.00	\$10,000.00		
STREETS TOTAL	\$1,036,592.00	\$19,262.71	\$571,744.47	\$22,201.00	\$1,058,793.00	\$1,058,793.00		
AIRPORT - 280	\$377,156.00	\$7,241.74	\$216,374.98	\$8,114.00	\$385,270.00	\$385,270.00		
GARBAGE - 290	\$690,064.00	\$47,057.92	\$542,656.99	\$0.00	\$690,064.00	\$690,064.00		
	\$2,103,812.00	\$73,562.37	\$1,330,776.44	\$30,315.00	\$2,134,127.00	\$2,134,127.00		
GRAND TOTAL	\$2,103,812.00	\$73,562.37	\$1,330,776.44	\$30,315.00	\$2,134,127.00	\$2,134,127.00		

**Not all MTD Balance and YTD Balance columns were updated. Only the ones being amended were updated. srl

2026 09 - MAR - BUDGET REPORT

	Budget Estimate	MTD Balance	YTD Balance	PROPOSED CHANGE	PROPOSED BUDGET	NEW BUDGET	Percent Expended	Unexpended
001-430-6010 - SALARIES - FULL-TIME	\$124,749.00	\$4,622.20	\$84,035.00	\$0.00	\$124,749.00	\$124,749.00	67.36%	\$40,714.00
001-430-6020 - SALARIES - PART-TIME	\$30,000.00	\$0.00	\$22,546.65	\$0.00	\$30,000.00	\$30,000.00	75.16%	\$7,453.35
001-430-6030 - HOURLY WAGES - TEMPORARY	\$16,500.00	\$0.00	\$13,601.89	\$0.00	\$16,500.00	\$16,500.00	82.44%	\$2,898.11
001-430-6040 - WAGES - OVERTIME	\$3,352.00	\$146.58	\$4,042.42	\$0.00	\$3,352.00	\$3,352.00	120.6%	(\$690.42)
001-430-6143 - ICMA RC - CITY SHARE	\$2,000.00	\$201.06	\$1,400.24	\$0.00	\$2,000.00	\$2,000.00	70.01%	\$599.76
001-430-6184 - CELL PHONE ALLOWANCES	\$600.00	\$50.00	\$450.00	\$0.00	\$600.00	\$600.00	75.0%	\$150.00
001-430-6310 - BUILDING MAINT & REPAIR	\$2,000.00	\$15.48	\$3,526.84	\$0.00	\$2,000.00	\$2,000.00	176.34%	(\$1,526.84)
001-430-6320 - GROUNDS MAINT/BEAUTIFICATION	\$69,620.00	\$508.26	\$65,733.32	\$0.00	\$69,620.00	\$69,620.00	94.42%	\$3,886.68
001-430-6331 - VEHICLE OPERATIONS	\$8,500.00	\$20.78	\$7,793.50	\$0.00	\$8,500.00	\$8,500.00	91.69%	\$706.50
001-430-6332 - VEHICLE REPAIRS	\$12,500.00	\$41.97	\$4,122.31	\$0.00	\$12,500.00	\$12,500.00	32.98%	\$8,377.69
001-430-6371 - ELECTRIC/GAS UTILITIES	\$8,800.00	\$0.00	\$5,739.07	\$0.00	\$8,800.00	\$8,800.00	65.22%	\$3,060.93
001-430-6373 - COMMUNICATIONS (PHONE/INTERNET)	\$600.00	\$29.72	\$267.44	\$0.00	\$600.00	\$600.00	44.57%	\$332.56
001-430-6408 - PROPERTY & CASUALTY INSURANCE	\$96,663.00	\$0.00	\$52,414.43	-\$44,248.00	\$52,415.00	\$52,415.00	54.22%	\$44,248.57
001-430-6499 - CONTRACTUAL SERVICES	\$7,500.00	\$0.00	\$6,118.75	\$0.00	\$7,500.00	\$7,500.00	81.58%	\$1,381.25
001-430-6504 - MINOR EQUIPMENT PURCH	\$5,000.00	\$0.00	\$4,925.97	\$0.00	\$5,000.00	\$5,000.00	98.52%	\$74.03
001-430-6507 - OPERATING SUPPLIES	\$2,250.00	\$189.33	\$2,578.67	\$0.00	\$2,250.00	\$2,250.00	114.61%	(\$328.67)
001-430-6510 - SPECIAL & SAFETY SUPPLIES	\$550.00	\$0.00	\$972.66	\$0.00	\$550.00	\$550.00	176.85%	(\$422.66)
TOTAL	\$391,184.00	\$5,825.38	\$280,269.16	-\$44,248.00	\$346,936.00	\$346,936.00	71.65%	\$110,914.84
001-431-6020 - SALARIES - PART-TIME	\$4,000.00	\$0.00	\$0.00	-\$4,000.00	\$0.00	\$0.00	0.0%	\$4,000.00
001-431-6030 - HOURLY WAGES - TEMPORARY	\$0.00	\$0.00	\$6,400.78	\$8,000.00	\$8,000.00	\$8,000.00	#DIV/0!	(\$6,400.78)
001-431-6040 - WAGES - OVERTIME	\$0.00	\$0.00	\$98.81	\$0.00	\$0.00	\$0.00	#DIV/0!	(\$98.81)
001-431-6310 - BUILDING REPAIR/MAINT	\$250.00	\$0.00	\$0.00	\$0.00	\$250.00	\$250.00	0.0%	\$250.00
001-431-6320 - PARK GROUNDS DEVELOPMENT	\$1,500.00	\$0.00	\$511.15	\$0.00	\$1,500.00	\$1,500.00	34.08%	\$988.85
001-431-6331 - VEHICLE OPERATIONS	\$750.00	\$0.00	\$1,480.26	\$0.00	\$750.00	\$750.00	197.37%	(\$730.26)
001-431-6504 - MINOR EQUIPMENT	\$300.00	\$0.00	\$0.00	\$0.00	\$300.00	\$300.00	0.0%	\$300.00
001-431-6507 - OPERATING SUPPLIES	\$100.00	\$0.00	\$38.28	\$0.00	\$100.00	\$100.00	38.28%	\$61.72
TOTAL	\$6,900.00	\$0.00	\$8,529.28	\$4,000.00	\$10,900.00	\$10,900.00	123.61%	(\$1,629.28)
001-432-6320 - GROUNDS MAINT & REPAIR	\$2,000.00	\$0.00	\$597.94	-\$500.00	\$1,500.00	\$1,500.00	29.9%	\$1,402.06
001-432-6507 - OPERATING SUPPLIES	\$250.00	\$0.00	\$430.80	\$500.00	\$750.00	\$750.00	172.32%	(\$180.80)
TOTAL	\$2,250.00	\$0.00	\$1,028.74	\$0.00	\$2,250.00	\$2,250.00	45.72%	\$1,221.26
001-440-6010 - SALARIES - FULL-TIME	\$256,551.00	\$9,244.80	\$149,084.86	\$0.00	\$256,551.00	\$256,551.00	58.11%	\$107,466.14
001-440-6020 - SALARIES - PART-TIME	\$22,000.00	\$0.00	\$6,266.25	\$0.00	\$22,000.00	\$22,000.00	28.48%	\$15,733.75
001-440-6040 - WAGES - OVERTIME	\$5,000.00	\$231.34	\$2,072.98	\$0.00	\$5,000.00	\$5,000.00	41.46%	\$2,927.02
001-440-6143 - ICMA RC - CITY SHARE	\$4,000.00	\$239.20	\$3,100.00	\$0.00	\$4,000.00	\$4,000.00	77.5%	\$900.00
001-440-6184 - CELL PHONE ALLOWANCES	\$2,400.00	\$200.00	\$1,400.00	\$0.00	\$2,400.00	\$2,400.00	58.33%	\$1,000.00
001-440-6210 - DUES & MEMBERSHIPS	\$250.00	\$0.00	\$895.00	\$650.00	\$900.00	\$900.00	358.0%	(\$645.00)
001-440-6220 - EDUCATIONAL MATERIAL	\$100.00	\$0.00	\$80.87	\$0.00	\$100.00	\$100.00	80.87%	\$19.13
001-440-6230 - TRAINING IN HOUSE	\$250.00	\$0.00	\$108.11	\$0.00	\$250.00	\$250.00	43.24%	\$141.89
001-440-6240 - MTGS/CONFERENCES/MILES	\$250.00	\$0.00	\$0.00	\$0.00	\$250.00	\$250.00	0.0%	\$250.00
001-440-6331 - VEHICLE OPERATIONS	\$6,500.00	\$46.33	\$1,073.90	\$0.00	\$6,500.00	\$6,500.00	16.52%	\$5,426.10
001-440-6402 - ADVERTISING	\$275.00	\$0.00	\$0.00	\$0.00	\$275.00	\$275.00	0.0%	\$275.00

**Not all MTD Balance and YTD Balance columns were updated. Only the ones being amended were updated. srl

2026 09 - MAR - BUDGET REPORT								
	Budget Estimate	MTD Balance	YTD Balance	PROPOSED CHANGE	PROPOSED BUDGET	NEW BUDGET	Percent Expended	Unexpended
001-440-6412 - MEDICAL/WELLNESS EXPENSE	\$250.00	\$273.00	\$273.00	\$0.00	\$250.00	\$250.00	109.2%	(\$23.00)
001-440-6414 - PRINTING & PUBLISHING	\$2,500.00	\$0.00	\$2,442.00	\$0.00	\$2,500.00	\$2,500.00	97.68%	\$58.00
001-440-6418 - SALES TAX	\$13,500.00	\$0.00	\$10,126.09	\$0.00	\$13,500.00	\$13,500.00	75.01%	\$3,373.91
001-440-6499 - CONTRACTUAL SERVICES	\$50.00	\$0.00	\$0.00	\$0.00	\$50.00	\$50.00	0.0%	\$50.00
001-440-6506 - OFFICE SUPPLIES	\$500.00	\$1,093.69	\$1,744.20	\$1,400.00	\$1,900.00	\$1,900.00	348.84%	(\$1,244.20)
001-440-6508 - POSTAGE & SHIPPING	\$1,400.00	\$0.00	\$1,086.18	\$0.00	\$1,400.00	\$1,400.00	77.58%	\$313.82
TOTAL	\$315,776.00	\$11,328.36	\$179,753.44	\$2,050.00	\$317,826.00	\$317,826.00	56.92%	\$136,022.56
001-441-6020 - SALARIES - PART-TIME	\$13,462.00	\$564.26	\$19,242.57	\$8,538.00	\$22,000.00	\$22,000.00	142.94%	(\$5,780.57)
001-441-6030 - HOURLY WAGES - TEMPORARY	\$1,250.00	\$0.00	\$776.64	\$0.00	\$1,250.00	\$1,250.00	62.13%	\$473.36
001-441-6040 - WAGES - OVERTIME	\$0.00	\$0.00	\$216.76	\$217.00	\$217.00	\$217.00	#DIV/0!	(\$216.76)
001-441-6310 - BUILDING MAINT & REPAIR	\$3,500.00	\$0.00	\$8,105.25	\$5,000.00	\$8,500.00	\$8,500.00	231.58%	(\$4,605.25)
001-441-6320 - GROUNDS MAINT & REPAIR	\$400.00	\$0.00	-\$89.96	\$0.00	\$400.00	\$400.00	-22.49%	\$489.96
001-441-6350 - OPERATIONAL EQUIPMENT REPAIR	\$1,500.00	\$0.00	\$0.00	\$0.00	\$1,500.00	\$1,500.00	0.0%	\$1,500.00
001-441-6371 - ELECTRIC/GAS UTILITIES	\$15,750.00	\$1,279.05	\$10,165.76	\$0.00	\$15,750.00	\$15,750.00	64.54%	\$5,584.24
001-441-6373 - COMMUNICATIONS (PHONE/INTERNET	\$1,250.00	\$0.00	\$668.15	\$0.00	\$1,250.00	\$1,250.00	53.45%	\$581.85
001-441-6402 - ADVERTISING	\$250.00	\$0.00	\$0.00	\$0.00	\$250.00	\$250.00	0.0%	\$250.00
001-441-6409 - JANITORIAL	\$2,500.00	\$0.00	\$1,435.00	\$0.00	\$2,500.00	\$2,500.00	57.4%	\$1,065.00
001-441-6494 - CONTRACT-TAE KWON DO INSTRUCTO	\$3,000.00	\$0.00	\$3,119.45	\$1,000.00	\$4,000.00	\$4,000.00	103.98%	(\$119.45)
001-441-6495 - CONTRACT-CAMP/CLINIC PAY	\$1,250.00	\$0.00	\$840.00	\$0.00	\$1,250.00	\$1,250.00	67.2%	\$410.00
001-441-6496 - CONTRACT-ADULT FITNESS INSTRUC	\$1,500.00	\$0.00	\$0.00	\$0.00	\$1,500.00	\$1,500.00	0.0%	\$1,500.00
001-441-6498 - REFUNDS	\$50.00	\$0.00	\$0.00	\$0.00	\$50.00	\$50.00	0.0%	\$50.00
001-441-6503 - CONCESSIONS SUPPLIES	\$2,250.00	\$0.00	\$399.75	\$0.00	\$2,250.00	\$2,250.00	17.77%	\$1,850.25
001-441-6504 - MINOR EQUIPMENT	\$1,750.00	\$0.00	\$2,794.97	\$0.00	\$1,750.00	\$3,500.00	159.71%	(\$1,044.97)
001-441-6507 - OPERATING SUPPLIES	\$40,000.00	\$1,525.00	\$76,070.05	\$40,000.00	\$80,000.00	\$80,000.00	190.18%	(\$36,070.05)
TOTAL	\$89,662.00	\$3,368.31	\$123,744.39	\$54,755.00	\$144,417.00	\$146,167.00	138.01%	(\$34,082.39)
001-442-6493 - CONTRACT-LITTLE LEAGUE UMPIRE	\$15,000.00	\$0.00	\$0.00	\$0.00	\$15,000.00	\$15,000.00	0.0%	\$15,000.00
001-442-6496 - CONTRACT-ADULT FITNESS INSTRUC	\$2,000.00	\$0.00	\$1,772.25	\$0.00	\$2,000.00	\$2,000.00	88.61%	\$227.75
001-442-6505 - RECREATIONAL EQUIPMENT	\$7,500.00	\$0.00	\$2,085.30	\$0.00	\$7,500.00	\$7,500.00	27.8%	\$5,414.70
001-442-6507 - OPERATING SUPPLIES - LITTLE LE	\$35,000.00	\$0.00	\$19,802.87	\$0.00	\$35,000.00	\$35,000.00	56.58%	\$15,197.13
001-442-6512 - OPERATING SUPPLIES - BASKETBAL	\$2,300.00	\$0.00	\$0.00	\$0.00	\$2,300.00	\$2,300.00	0.0%	\$2,300.00
001-442-6514 - OPERATING SUPPLIES - FOOTBALL	\$7,500.00	\$0.00	\$7,087.34	\$0.00	\$7,500.00	\$7,500.00	94.5%	\$412.66
001-442-6515 - OPERATING SUPPLIES - SOCCER	\$400.00	\$0.00	\$199.80	\$0.00	\$400.00	\$400.00	49.95%	\$200.20
001-442-6516 - OPERATING SUPPLIES - ADULT EVE	\$100.00	\$0.00	\$0.00	\$0.00	\$100.00	\$100.00	0.0%	\$100.00
001-442-6598 - REFUNDS	\$350.00	\$0.00	\$708.50	\$400.00	\$750.00	\$750.00	202.43%	(\$358.50)
001-442-6599 - AWARDS & TROPHIES	\$3,000.00	\$0.00	\$1,982.00	\$0.00	\$3,000.00	\$3,000.00	66.07%	\$1,018.00
TOTAL	\$73,150.00	\$0.00	\$33,638.06	\$400.00	\$73,550.00	\$73,550.00	45.99%	\$39,511.94
001-443-6020 - SALARIES - PART-TIME	\$27,500.00	\$2,824.88	\$35,602.81	\$12,500.00	\$40,000.00	\$40,000.00	129.46%	(\$8,102.81)
001-443-6030 - HOURLY WAGES - TEMPORARY	\$935.00	\$0.00	\$346.38	\$0.00	\$935.00	\$935.00	37.05%	\$588.62
001-443-6040 - WAGES - OVERTIME	\$0.00	\$0.00	\$135.94	\$0.00	\$0.00	\$0.00	#DIV/0!	(\$135.94)
001-443-6310 - BUILDING MAINT & REPAIR	\$6,500.00	\$282.57	\$4,300.96	\$0.00	\$6,500.00	\$6,500.00	66.17%	\$2,199.04
001-443-6320 - GROUNDS MAINT & REPAIR	\$700.00	\$0.00	\$262.86	\$0.00	\$700.00	\$700.00	37.55%	\$437.14

**Not all MTD Balance and YTD Balance columns were updated. Only the ones being amended were updated. srl

2026 09 - MAR - BUDGET REPORT	Budget Estimate	MTD Balance	YTD Balance	PROPOSED CHANGE	PROPOSED BUDGET	NEW BUDGET	Percent Expended	Unexpended
001-443-6350 - OPERATIONAL EQUIPMENT REPAIR	\$4,250.00	\$0.00	\$7,671.93	\$3,750.00	\$8,000.00	\$8,000.00	180.52%	(\$3,421.93)
001-443-6371 - ELECTRIC/GAS UTILITIES	\$25,500.00	\$0.00	\$17,235.25	\$0.00	\$25,500.00	\$25,500.00	67.59%	\$8,264.75
001-443-6373 - COMMUNICATIONS (PHONE/INTERNET)	\$2,000.00	\$0.00	\$1,063.28	\$0.00	\$2,000.00	\$2,000.00	53.16%	\$936.72
001-443-6409 - JANITORIAL	\$28,500.00	\$0.00	\$18,000.00	\$0.00	\$28,500.00	\$28,500.00	63.16%	\$10,500.00
001-443-6499 - CONTRACTUAL SERVICES	\$3,250.00	\$281.16	\$601.56	\$0.00	\$3,250.00	\$3,250.00	18.51%	\$2,648.44
001-443-6503 - CONCESSIONS SUPPLIES	\$2,200.00	\$487.25	\$1,075.99	\$0.00	\$2,200.00	\$2,200.00	48.91%	\$1,124.01
001-443-6506 - OFFICE SUPPLIES	\$1,000.00	\$0.00	\$321.27	\$0.00	\$1,000.00	\$1,000.00	32.13%	\$678.73
001-443-6507 - OPERATING SUPPLIES	\$2,000.00	\$106.95	\$3,192.76	\$1,250.00	\$3,250.00	\$3,250.00	159.64%	(\$1,192.76)
001-443-6510 - SAFETY SUPPLIES	\$500.00	\$0.00	\$0.00	\$0.00	\$500.00	\$500.00	0.0%	\$500.00
001-443-6598 - REFUNDS	\$250.00	\$0.00	\$175.00	\$0.00	\$250.00	\$250.00	70.0%	\$75.00
TOTAL	\$105,085.00	\$3,982.81	\$89,985.99	\$17,500.00	\$122,585.00	\$122,585.00	85.63%	\$15,099.01
001-444-6030 - HOURLY WAGES - TEMPORARY	\$85,000.00	\$0.00	\$55,186.41	\$0.00	\$85,000.00	\$85,000.00	64.93%	\$29,813.59
001-444-6210 - SWIM TEAM MEMBERSHIP DUES	\$0.00	\$0.00	\$599.00	\$0.00	\$0.00	\$0.00	#DIV/0!	(\$599.00)
001-444-6310 - BUILDING MAINT & REPAIR	\$7,650.00	\$0.00	\$1,347.91	\$0.00	\$7,650.00	\$7,650.00	17.62%	\$6,302.09
001-444-6320 - GROUNDS MAINT & REPAIR	\$2,500.00	\$0.00	\$1,621.97	\$0.00	\$2,500.00	\$2,500.00	64.88%	\$878.03
001-444-6371 - ELECTRIC/GAS UTILITIES	\$23,000.00	\$158.49	\$21,434.98	\$2,000.00	\$25,000.00	\$25,000.00	93.2%	\$1,565.02
001-444-6372 - GARBAGE/RECYCLING	\$3,750.00	\$0.00	\$462.18	\$0.00	\$3,750.00	\$3,750.00	12.32%	\$3,287.82
001-444-6373 - COMMUNICATIONS (PHONE/INTERNET)	\$100.00	\$0.00	\$37.80	\$0.00	\$100.00	\$100.00	37.8%	\$62.20
001-444-6413 - PAYMENTS TO OTHER AGENCIES	\$600.00	\$0.00	\$463.50	\$0.00	\$600.00	\$600.00	77.25%	\$136.50
001-444-6499 - CONTRACT-COACHES & INSTRUCTORS	\$4,250.00	\$0.00	\$3,600.00	\$0.00	\$4,250.00	\$4,250.00	84.71%	\$650.00
001-444-6501 - CHEMICALS	\$17,500.00	\$0.00	\$16,434.54	\$2,500.00	\$20,000.00	\$20,000.00	93.91%	\$1,065.46
001-444-6503 - CONCESSIONS SUPPLIES	\$30,000.00	\$0.00	\$17,487.75	\$0.00	\$30,000.00	\$30,000.00	58.29%	\$12,512.25
001-444-6507 - OPERATING SUPPLIES	\$4,500.00	\$0.00	\$4,820.83	\$750.00	\$5,250.00	\$5,250.00	107.13%	(\$320.83)
001-444-6598 - REFUNDS	\$200.00	\$0.00	\$190.00	\$0.00	\$200.00	\$200.00	95.0%	\$10.00
001-444-6599 - AWARDS & TROPHIES	\$750.00	\$0.00	\$0.00	\$0.00	\$750.00	\$750.00	0.0%	\$750.00
TOTAL	\$179,800.00	\$158.49	\$123,686.87	\$5,250.00	\$185,050.00	\$185,050.00	68.79%	\$56,113.13
001-445-6310 - BUILDING MAINT & REPAIR	\$2,000.00	\$0.00	\$1,043.28	\$0.00	\$2,000.00	\$2,000.00	52.16%	\$956.72
001-445-6320 - GROUNDS MAINT & REPAIR	\$1,950.00	\$3,399.30	\$5,073.08	\$3,300.00	\$5,250.00	\$5,250.00	260.16%	(\$3,123.08)
001-445-6371 - ELECTRIC/GAS UTILITIES	\$27,500.00	\$0.00	\$13,288.38	\$0.00	\$27,500.00	\$27,500.00	48.32%	\$14,211.62
001-445-6372 - GARBAGE/RECYCLING	\$7,000.00	\$0.00	\$611.02	-\$6,000.00	\$1,000.00	\$1,000.00	8.73%	\$6,388.98
001-445-6373 - COMMUNICATIONS (PHONE/INTERNET)	\$550.00	\$29.72	\$867.14	\$0.00	\$550.00	\$550.00	157.66%	(\$317.14)
001-445-6499 - CONTRACT-RV HOST	\$3,000.00	\$0.00	\$2,100.00	\$0.00	\$3,000.00	\$3,000.00	70.0%	\$900.00
001-445-6503 - CONCESSIONS SUPPLIES	\$50.00	\$0.00	\$0.00	\$0.00	\$50.00	\$50.00	0.0%	\$50.00
001-445-6506 - OFFICE SUPPLIES	\$300.00	\$0.00	\$681.27	\$900.00	\$1,200.00	\$1,200.00	227.09%	(\$381.27)
001-445-6598 - REFUNDS	\$200.00	\$0.00	\$0.00	\$0.00	\$200.00	\$200.00	0.0%	\$200.00
TOTAL	\$42,550.00	\$3,429.02	\$23,664.17	-\$1,800.00	\$40,750.00	\$40,750.00	55.61%	\$18,885.83
001-446-6020 - SALARIES - PART-TIME	\$17,500.00	\$0.00	\$4,946.82	\$0.00	\$17,500.00	\$17,500.00	28.27%	\$12,553.18
001-446-6030 - HOURLY WAGES - TEMPORARY	\$13,500.00	\$0.00	\$5,910.33	\$0.00	\$13,500.00	\$13,500.00	43.78%	\$7,589.67
001-446-6040 - WAGES - OVERTIME	\$1,000.00	\$0.00	\$430.50	\$0.00	\$1,000.00	\$1,000.00	43.05%	\$569.50
001-446-6310 - BUILDING MAINT & REPAIR	\$3,000.00	\$0.00	\$2,684.98	\$1,500.00	\$4,500.00	\$4,500.00	89.5%	\$315.02
001-446-6320 - GROUNDS MAINT & REPAIR	\$7,500.00	\$0.00	\$7,641.77	\$500.00	\$8,000.00	\$8,000.00	101.89%	(\$141.77)

**Not all MTD Balance and YTD Balance columns were updated. Only the ones being amended were updated. srl

2026 09 - MAR - BUDGET REPORT

	Budget Estimate	MTD Balance	YTD Balance	PROPOSED CHANGE	PROPOSED BUDGET	NEW BUDGET	Percent Expended	Unexpended
001-446-6331 - VEHICLE OPERATIONS	\$950.00	\$0.00	\$8.98	\$0.00	\$950.00	\$950.00	0.95%	\$941.02
001-446-6371 - ELECTRIC/GAS UTILITIES	\$4,000.00	\$0.00	\$3,381.91	\$750.00	\$4,750.00	\$4,750.00	84.55%	\$618.09
001-446-6372 - GARBAGE/RECYCLING	\$3,500.00	\$0.00	\$416.86	-\$3,000.00	\$500.00	\$500.00	11.91%	\$3,083.14
001-446-6499 - CONTRACT-TOURNAMENT UMPIRES	\$25,000.00	\$0.00	\$30,080.00	\$10,000.00	\$35,000.00	\$35,000.00	120.32%	(\$5,080.00)
001-446-6503 - MERCHANDISE FOR RESALE	\$47,500.00	\$0.00	\$24,943.86	\$0.00	\$47,500.00	\$47,500.00	52.51%	\$22,556.14
001-446-6504 - MINOR EQUIPMENT	\$2,000.00	\$0.00	\$7.99	\$0.00	\$2,000.00	\$2,000.00	0.4%	\$1,992.01
001-446-6507 - OPERATING SUPPLIES	\$3,800.00	\$0.00	\$2,455.95	\$0.00	\$3,800.00	\$3,800.00	64.63%	\$1,344.05
001-446-6511 - ADULT SOFTBALL	\$500.00	\$0.00	\$500.00	\$0.00	\$500.00	\$500.00	100.0%	\$0.00
001-446-6598 - REFUNDS	\$200.00	\$0.00	\$1,915.00	\$2,300.00	\$2,500.00	\$2,500.00	957.5%	(\$1,715.00)
TOTAL	\$129,950.00	\$0.00	\$85,324.95	\$12,050.00	\$142,000.00	\$142,000.00	65.66%	\$44,625.05
001-450-6030 - HOURLY WAGES - TEMPORARY	\$6,970.00	\$0.00	\$5,049.14	\$0.00	\$6,970.00	\$6,970.00	72.44%	\$1,920.86
001-450-6310 - BUILDING MAINT & REPAIR	\$250.00	\$0.00	\$0.00	\$0.00	\$250.00	\$250.00	0.0%	\$250.00
001-450-6320 - GROUNDS MAINT & REPAIR	\$1,250.00	\$0.00	\$1,102.04	\$0.00	\$1,250.00	\$1,250.00	88.16%	\$147.96
001-450-6331 - VEHICLE OPERATIONS	\$1,000.00	\$0.00	\$403.56	\$0.00	\$1,000.00	\$1,000.00	40.36%	\$596.44
001-450-6371 - ELECTRIC/GAS UTILITIES	\$200.00	\$0.00	\$0.00	\$0.00	\$200.00	\$200.00	0.0%	\$200.00
001-450-6499 - OTHER CONTRACTUAL SERV	\$1,750.00	\$0.00	\$0.00	\$0.00	\$1,750.00	\$1,750.00	0.0%	\$1,750.00
001-450-6504 - MINOR EQUIPMENT	\$100.00	\$0.00	\$0.00	\$0.00	\$100.00	\$100.00	0.0%	\$100.00
001-450-6507 - OPERATING SUPPLIES	\$1,500.00	\$0.00	\$0.00	\$0.00	\$1,500.00	\$1,500.00	0.0%	\$1,500.00
TOTAL	\$13,020.00	\$0.00	\$6,554.74	\$0.00	\$13,020.00	\$13,020.00	50.34%	\$6,465.26
003-410-6010 - SALARIES - FULL-TIME	\$198,705.00	\$7,636.80	\$137,354.47	\$0.00	\$198,705.00	\$198,705.00	69.12%	\$61,350.53
003-410-6020 - SALARIES - PART-TIME	\$105,971.00	\$3,624.53	\$68,966.74	\$0.00	\$105,971.00	\$105,971.00	65.08%	\$37,004.26
003-410-6040 - WAGES - OVERTIME	\$750.00	\$0.00	\$38.17	\$0.00	\$750.00	\$750.00	5.09%	\$711.83
003-410-6143 - ICMA RC - CITY SHARE	\$3,000.00	\$178.50	\$1,872.00	\$0.00	\$3,000.00	\$3,000.00	62.4%	\$1,128.00
003-410-6210 - DUES & MEMBERSHIPS	\$3,400.00	\$0.00	\$2,110.77	\$0.00	\$3,400.00	\$3,400.00	62.08%	\$1,289.23
003-410-6230 - TRAINING IN HOUSE	\$300.00	\$0.00	\$299.95	\$0.00	\$300.00	\$300.00	99.98%	\$0.05
003-410-6240 - MTGS/CONFERENCES/MILES	\$1,400.00	\$0.00	\$738.98	\$0.00	\$1,400.00	\$1,400.00	52.78%	\$661.02
003-410-6310 - CONTRACT REPAIR/MAINT - BLDGS	\$5,000.00	\$0.00	\$322.38	\$0.00	\$5,000.00	\$5,000.00	6.45%	\$4,677.62
003-410-6320 - GROUNDS OPERATION, MAIN	\$700.00	\$0.00	\$718.00	\$0.00	\$700.00	\$700.00	102.57%	(\$18.00)
003-410-6371 - ELECTRIC/GAS UTILITIES	\$21,064.00	\$0.00	\$12,505.14	\$0.00	\$21,064.00	\$21,064.00	59.37%	\$8,558.86
003-410-6373 - COMMUNICATIONS (PHONE/INTERNET	\$3,400.00	\$0.00	\$1,757.50	\$0.00	\$3,400.00	\$3,400.00	51.69%	\$1,642.50
003-410-6399 - OTHER MAINTENANCE/REPAIR	\$3,500.00	\$0.00	\$461.82	\$0.00	\$3,500.00	\$3,500.00	13.19%	\$3,038.18
003-410-6408 - PROPERTY & CASUALTY INSURANCE	\$28,749.00	\$0.00	\$0.00	\$0.00	\$28,749.00	\$28,749.00	0.0%	\$28,749.00
003-410-6409 - JANITORIAL	\$21,000.00	\$0.00	\$12,544.00	\$0.00	\$21,000.00	\$21,000.00	59.73%	\$8,456.00
003-410-6414 - PRINTING & PUBLISHING	\$1,000.00	\$0.00	\$356.63	\$0.00	\$1,000.00	\$1,000.00	35.66%	\$643.37
003-410-6419 - COMPUTER EXPENSE	\$7,500.00	\$0.00	\$8,520.19	\$0.00	\$7,500.00	\$7,500.00	113.6%	(\$1,020.19)
003-410-6490 - PROFESSIONAL SERVICES	\$75.00	\$0.00	\$0.00	\$0.00	\$75.00	\$75.00	0.0%	\$75.00
003-410-6502 - LIBRARY BOOKS, FILMS, RECORDS	\$34,000.00	\$0.00	\$19,683.41	\$0.00	\$34,000.00	\$34,000.00	57.89%	\$14,316.59
003-410-6504 - OFFICE EQUIPMENT	\$250.00	\$0.00	\$291.00	\$0.00	\$250.00	\$250.00	116.4%	(\$41.00)
003-410-6506 - OFFICE SUPPLIES	\$4,000.00	\$0.00	\$2,522.41	\$0.00	\$4,000.00	\$4,000.00	63.06%	\$1,477.59
003-410-6507 - OPERATING SUPPLIES	\$2,700.00	\$0.00	\$1,702.06	\$0.00	\$2,700.00	\$2,700.00	63.04%	\$997.94
003-410-6508 - POSTAGE & SHIPPING	\$500.00	\$0.00	\$334.00	\$0.00	\$500.00	\$500.00	66.8%	\$166.00
003-410-6510 - SAFETY SUPPLIES	\$75.00	\$0.00	\$0.00	\$0.00	\$75.00	\$75.00	0.0%	\$75.00
003-410-6530 - PROGRAMMING	\$8,000.00	\$0.00	\$3,783.92	\$0.00	\$8,000.00	\$8,000.00	47.3%	\$4,216.08

**Not all MTD Balance and YTD Balance columns were updated. Only the ones being amended were updated. srl

2026 09 - MAR - BUDGET REPORT	Budget Estimate	MTD Balance	YTD Balance	PROPOSED CHANGE	PROPOSED BUDGET	NEW BUDGET	Percent Expended	Unexpended
003-410-6531 - VIDEO RECORDINGS	\$2,750.00	\$0.00	\$1,672.97	\$0.00	\$2,750.00	\$2,750.00	60.84%	\$1,077.03
003-410-6532 - AUDIO RECORDINGS	\$2,500.00	\$0.00	\$1,804.24	\$0.00	\$2,500.00	\$2,500.00	72.17%	\$695.76
003-410-6536 - EBOOKS	\$5,500.00	\$0.00	\$1,755.36	\$0.00	\$5,500.00	\$5,500.00	31.92%	\$3,744.64
003-410-6537 - AUDIOBOOKS	\$7,000.00	\$0.00	\$4,000.00	\$0.00	\$7,000.00	\$7,000.00	57.14%	\$3,000.00
003-410-6538 - VIDEO STREAMING	\$2,000.00	\$0.00	\$0.00	\$0.00	\$2,000.00	\$2,000.00	0.0%	\$2,000.00
TOTAL	\$474,789.00	\$11,439.83	\$286,116.11	\$0.00	\$474,789.00	\$474,789.00	60.26%	\$188,672.89
112-410-6110 - FICA - CITY/LIBRARY	\$23,366.00	\$827.17	\$15,209.65	\$0.00	\$23,366.00	\$23,366.00	65.09%	\$8,156.35
112-410-6130 - IPERS - CITY/LIBRARY	\$28,833.00	\$0.00	\$18,501.01	\$0.00	\$28,833.00	\$28,833.00	64.17%	\$10,331.99
112-410-6131 - WORK COMP/LIBRARY	\$458.00	\$0.00	-\$67.99	\$0.00	\$458.00	\$458.00	-14.84%	\$525.99
112-410-6150 - GROUP INSURANCE BEN/LIBRARY	\$34,625.00	\$0.00	\$37,193.86	\$0.00	\$34,625.00	\$34,625.00	107.42%	(\$2,568.86)
112-410-6154 - EMPLOYEE SELF-FUND INS BEN/LIB	\$12,000.00	\$161.97	\$21,452.48	\$0.00	\$12,000.00	\$12,000.00	178.77%	(\$9,452.48)
TOTAL	\$99,282.00	\$989.14	\$92,289.01	\$0.00	\$99,282.00	\$99,282.00	92.96%	\$6,992.99
112-430-6110 - FICA - CITY CONTRIBUTION	\$13,357.00	\$350.47	\$9,302.31	\$0.00	\$13,357.00	\$13,357.00	69.64%	\$4,054.69
112-430-6130 - IPERS - CITY/PAKRS	\$16,483.00	\$0.00	\$10,697.29	\$0.00	\$16,483.00	\$16,483.00	64.9%	\$5,785.71
112-430-6131 - WORK COMP/PARKS	\$6,768.00	\$0.00	\$1,615.58	\$0.00	\$6,768.00	\$6,768.00	23.87%	\$5,152.42
112-430-6150 - GROUP INSURANCE BEN/PARKS	\$35,269.00	\$0.00	\$21,845.74	\$0.00	\$35,269.00	\$35,269.00	61.94%	\$13,423.26
112-430-6154 - EMPLOYEE SELF-FUND INS BEN/PAR	\$15,738.00	\$32.98	\$1,806.29	\$0.00	\$15,738.00	\$15,738.00	11.48%	\$13,931.71
TOTAL	\$87,615.00	\$383.45	\$45,267.21	\$0.00	\$87,615.00	\$87,615.00	51.67%	\$42,347.79
112-431-6110 - FICA - FORESTRY	\$306.00	\$0.00	\$497.21	\$0.00	\$306.00	\$306.00	162.49%	(\$191.21)
112-431-6130 - IPERS - CITY/FORESTRY	\$378.00	\$0.00	\$112.85	\$0.00	\$378.00	\$378.00	29.85%	\$265.15
TOTAL	\$684.00	\$0.00	\$610.06	\$0.00	\$684.00	\$684.00	89.19%	\$73.94
112-440-6110 - FICA - CITY/REC	\$21,692.00	\$699.01	\$11,611.52	\$0.00	\$21,692.00	\$21,692.00	53.53%	\$10,080.48
112-440-6130 - IPERS - CITY/REC	\$26,768.00	\$0.00	\$14,067.55	\$0.00	\$26,768.00	\$26,768.00	52.55%	\$12,700.45
112-440-6131 - WORK COMP/REC	\$175.00	\$0.00	\$43.31	\$0.00	\$175.00	\$175.00	24.75%	\$131.69

**Not all MTD Balance and YTD Balance columns were updated. Only the ones being amended were updated. srl

2026 09 - MAR - BUDGET REPORT

	Budget Estimate	MTD Balance	YTD Balance	PROPOSED CHANGE	PROPOSED BUDGET	NEW BUDGET	Percent Expended	Unexpended
112-440-6150 - GROUP INSURANCE BEN/REC	\$60,739.00	\$0.00	\$27,335.12	\$0.00	\$60,739.00	\$60,739.00	45.0%	\$33,403.88
112-440-6154 - EMPLOYEE SELF-FUND INS BEN/REC	\$20,282.00	\$101.97	\$5,119.77	\$0.00	\$20,282.00	\$20,282.00	25.24%	\$15,162.23
TOTAL	\$129,656.00	\$800.98	\$58,177.27	\$0.00	\$129,656.00	\$129,656.00	44.87%	\$71,478.73
112-441-6110 - FICA - CITY/RIV EDGE	\$1,126.00	\$43.19	\$1,442.55	\$0.00	\$1,126.00	\$1,126.00	128.11%	(\$316.55)
112-441-6130 - IPERS - CITY/RIV EDGE	\$1,389.00	\$0.00	\$1,164.53	\$0.00	\$1,389.00	\$1,389.00	83.84%	\$224.47
TOTAL	\$2,515.00	\$43.19	\$2,607.08	\$0.00	\$2,515.00	\$2,515.00	103.66%	(\$92.08)
112-443-6110 - FICA - CITY/FCC	\$2,176.00	\$216.08	\$2,510.68	\$0.00	\$2,176.00	\$2,176.00	115.38%	(\$334.68)
112-443-6130 - IPERS - CITY/FCC	\$2,685.00	\$0.00	\$1,544.27	\$0.00	\$2,685.00	\$2,685.00	57.51%	\$1,140.73
TOTAL	\$4,861.00	\$216.08	\$4,054.95	\$0.00	\$4,861.00	\$4,861.00	83.42%	\$806.05
112-444-6110 - FICA - CITY/POOL	\$6,503.00	\$0.00	\$4,221.75	\$0.00	\$6,503.00	\$6,503.00	64.92%	\$2,281.25
112-444-6130 - IPERS - CITY/POOL	\$0.00	\$0.00	\$5.66	\$0.00	\$0.00	\$0.00	#DIV/0!	(\$5.66)
112-444-6131 - WORK COMP/POOL	\$2,142.00	\$0.00	\$633.43	\$0.00	\$2,142.00	\$2,142.00	29.57%	\$1,508.57
TOTAL	\$8,645.00	\$0.00	\$4,860.84	\$0.00	\$8,645.00	\$8,645.00	56.23%	\$3,784.16
112-446-6110 - FICA - CITY/COMPLEX	\$2,448.00	\$0.00	\$863.43	\$0.00	\$2,448.00	\$2,448.00	35.27%	\$1,584.57
112-446-6130 - IPERS - CITY/COMPLEX	\$3,021.00	\$0.00	\$334.36	\$0.00	\$3,021.00	\$3,021.00	11.07%	\$2,686.64
TOTAL	\$5,469.00	\$0.00	\$1,197.79	\$0.00	\$5,469.00	\$5,469.00	21.9%	\$4,271.21
112-450-6110 - FICA - CITY/CEMETERY	\$534.00	\$0.00	\$386.27	\$0.00	\$534.00	\$534.00	72.34%	\$147.73
112-450-6130 - IPERS - CITY/CEMETERY	\$658.00	\$0.00	\$12.44	\$0.00	\$658.00	\$658.00	1.89%	\$645.56
TOTAL	\$1,192.00	\$0.00	\$398.71	\$0.00	\$1,192.00	\$1,192.00	33.45%	\$793.29
PARKS 430	\$478,799.00	\$6,208.83	\$325,536.37	(\$44,248.00)	\$434,551.00	\$434,551.00		
FORESTRY 431	\$7,584.00	\$0.00	\$9,139.34	\$4,000.00	\$11,584.00	\$11,584.00		
DOG PARK 432	\$2,250.00	\$0.00	\$1,028.74	\$0.00	\$2,250.00	\$2,250.00		
RECREATION - OPERATING 440	\$445,432.00	\$12,129.34	\$237,930.71	\$2,050.00	\$447,482.00	\$447,482.00		
RECREATION - RIVERS EDGE 441	\$92,177.00	\$3,411.50	\$126,351.47	\$54,755.00	\$146,932.00	\$148,682.00		
RECREATION - OUTDOOR 442	\$73,150.00	\$0.00	\$33,638.06	\$400.00	\$73,550.00	\$73,550.00		
RECREATION - FCC 443	\$109,946.00	\$4,198.89	\$94,040.94	\$17,500.00	\$127,446.00	\$127,446.00		
RECREATION - POOL 444	\$188,445.00	\$158.49	\$128,547.71	\$5,250.00	\$193,695.00	\$193,695.00		
RECREATION - RV PARK 445	\$42,550.00	\$3,429.02	\$23,664.17	(\$1,800.00)	\$40,750.00	\$40,750.00		
RECREATION - COMPLEX 446	\$135,419.00	\$0.00	\$86,522.74	\$12,050.00	\$147,469.00	\$147,469.00		
CEMETERY 450	\$14,212.00	\$0.00	\$6,953.45	\$0.00	\$14,212.00	\$14,212.00		
PARK & REC TOTAL	\$1,589,964.00	\$29,536.07	\$1,073,353.70	\$49,957.00	\$1,639,921.00	\$1,641,671.00		
LIBRARY	\$574,071.00	\$12,428.97	\$378,405.12	\$0.00	\$574,071.00	\$574,071.00		
	\$2,164,035.00	\$41,965.04	\$1,451,758.82	\$49,957.00	\$2,213,992.00	\$2,215,742.00		
GRAND TOTAL	\$2,164,035.00	\$41,965.04	\$1,451,758.82	\$49,957.00	\$2,213,992.00	\$2,215,742.00		

**Not all MTD Balance and YTD Balance columns were updated. Only the ones being amended were updated. srl

	Budget Estimate	MTD Balance	YTD Balance	PROPOSED CHANGE	PROPOSED BUDGET	NEW BUDGET	Percent Expended	Unexpended
005-590-6210 - DUES & MEMBERSHIPS	\$2,300.00	\$0.00	\$1,500.00	\$0.00	\$2,300.00	\$2,300.00	65.22%	\$800.00
005-590-6402 - COMMUNITY MARKETING	\$10,750.00	\$0.00	\$3,832.00	\$0.00	\$10,750.00	\$10,750.00	35.65%	\$6,918.00
005-590-6413 - H-M CONTRIBUTIONS ECONOMIC DEV	\$60,000.00	\$0.00	\$41,000.00	\$0.00	\$60,000.00	\$60,000.00	68.33%	\$19,000.00
005-590-6747 - H-M CONTRIBUTIONS ECONOMIC DEV	\$17,586.00	\$0.00	\$17,585.60	\$0.00	\$17,586.00	\$17,586.00	100.0%	\$0.40
TOTAL	\$90,636.00	\$0.00	\$63,917.60	\$0.00	\$90,636.00	\$90,636.00	70.52%	\$26,718.40
125-599-6840 - B3 BREW LLC TIF REBATE	\$189.00	\$0.00	\$0.00	\$0.00	\$189.00	\$189.00	0.0%	\$189.00
125-599-6841 - WAPSIE VALLEY CREAMERY TIF REB	\$67,884.00	\$0.00	\$0.00	\$0.00	\$67,884.00	\$67,884.00	0.0%	\$67,884.00
125-599-6842 - INDEP INVEST RYDELL TIF REBATE	\$58,058.00	\$0.00	\$0.00	\$0.00	\$58,058.00	\$58,058.00	0.0%	\$58,058.00
125-599-6853 - GEATER MFG TIF REBATE	\$6,242.00	\$0.00	\$0.00	\$0.00	\$6,242.00	\$6,242.00	0.0%	\$6,242.00
125-599-6856 - INDE CONSTN DEVL TIF REBATE	\$8,701.00	\$0.00	\$0.00	\$0.00	\$8,701.00	\$8,701.00	0.0%	\$8,701.00
125-599-6857 - GEE CONSTN DEVL TIF REBATE	\$20,602.00	\$0.00	\$0.00	\$0.00	\$20,602.00	\$20,602.00	0.0%	\$20,602.00
125-599-6859 - CASEY'S TIF REBATE	\$17,087.00	\$0.00	\$0.00	\$0.00	\$17,087.00	\$17,087.00	0.0%	\$17,087.00
125-599-6860 - SKOGMAN TIF REBATE	\$27,130.00	\$0.00	\$0.00	\$0.00	\$27,130.00	\$27,130.00	0.0%	\$27,130.00
125-599-6861 - PRIES TIF REBATE	\$85,897.00	\$0.00	\$0.00	\$0.00	\$85,897.00	\$85,897.00	0.0%	\$85,897.00
125-599-6862 - CESI HOLDINGS TIF REBATE	\$5,196.00	\$0.00	\$0.00	\$0.00	\$5,196.00	\$5,196.00	0.0%	\$5,196.00
125-599-6863 - NOA MARTING TIF REBATE	\$13,820.00	\$0.00	\$0.00	\$0.00	\$13,820.00	\$13,820.00	0.0%	\$13,820.00
125-599-6864 - OUR STORAGE TIF REBATE	\$30,344.00	\$0.00	\$0.00	\$0.00	\$30,344.00	\$30,344.00	0.0%	\$30,344.00
TOTAL	\$341,150.00	\$0.00	\$0.00	\$0.00	\$341,150.00	\$341,150.00	0.0%	\$341,150.00
145-530-6413 - LMI PAYMENTS OTHER AGENCIES	\$10,000.00	\$0.00	\$0.00	\$0.00	\$10,000.00	\$10,000.00	0.0%	\$10,000.00
145-530-6424 - LMI GRNT PROFESSIONAL SERVICES	\$3,850.00	\$0.00	\$1,750.00	\$0.00	\$3,850.00	\$3,850.00	45.45%	\$2,100.00
145-530-6856 - LMI HOUSING REHAB GRNT	\$110,000.00	\$0.00	\$25,093.80	\$0.00	\$110,000.00	\$110,000.00	22.81%	\$84,906.20
TOTAL	\$123,850.00	\$0.00	\$26,843.80	\$0.00	\$123,850.00	\$123,850.00	21.67%	\$97,006.20
160-534-6413 - PAYMENTS - OTHER AGENCIES	\$40,000.00	\$0.00	\$40,000.00	\$60,000.00	\$100,000.00	\$100,000.00	100.0%	\$0.00
TOTAL	\$40,000.00	\$0.00	\$40,000.00	\$60,000.00	\$100,000.00	\$100,000.00	100.0%	\$0.00
GRAND TOTAL	\$595,636.00	\$0.00	\$130,761.40	\$60,000.00	\$655,636.00	\$655,636.00		

**Not all MTD Balance and YTD Balance columns were updated. Only the ones being amended were updated. srl

	Budget Estimate	MTD Balance	YTD Balance	PROPOSED CHANGE	PROPOSED BUDGET	NEW BUDGET	Percent Expended	Unexpended
001-610-6010 - SALARIES - FULL-TIME	\$34,971.00	\$1,379.20	\$24,150.60	\$0.00	\$34,971.00	\$34,971.00	69.06%	\$10,820.40
001-610-6020 - SALARY - MAYOR PART-TIME	\$8,000.00	\$307.69	\$5,538.42	\$0.00	\$8,000.00	\$8,000.00	69.23%	\$2,461.58
001-610-6050 - SALARIES - COUNCIL FEE-BASED	\$14,350.00	\$0.00	\$6,650.00	\$0.00	\$14,350.00	\$14,350.00	46.34%	\$7,700.00
001-610-6143 - ICMA RC - CITY SHARE	\$1,500.00	\$58.08	\$1,030.14	\$0.00	\$1,500.00	\$1,500.00	68.68%	\$469.86
001-610-6181 - UNIFORM ALLOWANCE	\$650.00	\$0.00	\$249.94	\$0.00	\$650.00	\$650.00	38.45%	\$400.06
001-610-6184 - CELL PHONE ALLOWANCES	\$1,500.00	\$125.00	\$1,025.00	\$0.00	\$1,500.00	\$1,500.00	68.33%	\$475.00
001-610-6210 - DUES & MEMBERSHIPS	\$5,000.00	\$0.00	\$3,101.77	\$0.00	\$5,000.00	\$5,000.00	62.04%	\$1,898.23
001-610-6240 - MTGS/CONFERENCES/MILES	\$12,000.00	\$0.00	\$11,468.04	\$0.00	\$12,000.00	\$12,000.00	95.57%	\$531.96
001-610-6488 - MAYOR'S DISCRETIONARY FUND	\$500.00	\$0.00	\$0.00	\$0.00	\$500.00	\$500.00	0.0%	\$500.00
001-610-6489 - COUNCIL'S DISCRETIONARY FUND	\$500.00	\$0.00	\$104.92	\$0.00	\$500.00	\$500.00	20.98%	\$395.08
001-610-6491 - OTHER COUNCIL ITEMS	\$500.00	\$0.00	\$0.00	\$0.00	\$500.00	\$500.00	0.0%	\$500.00
001-610-6506 - OFFICE SUPPLIES	\$500.00	\$490.94	\$1,646.22	\$0.00	\$500.00	\$500.00	329.24%	(\$1,146.22)
TOTAL	\$79,971.00	\$2,360.91	\$54,965.05	\$0.00	\$79,971.00	\$79,971.00	68.73%	\$25,005.95
001-620-6010 - SALARIES - FULL-TIME	\$45,739.00	\$1,757.22	\$31,753.81	\$900.00	\$46,639.00	\$46,639.00	69.42%	\$13,985.19
001-620-6040 - WAGES - OVERTIME	\$489.00	\$269.42	\$1,642.55	\$1,311.00	\$1,800.00	\$1,800.00	335.9%	(\$1,153.55)
001-620-6143 - ICMA RC - CITY SHARE	\$500.00	\$12.51	\$400.09	\$0.00	\$500.00	\$500.00	80.02%	\$99.91
001-620-6181 - UNIFORM ALLOWANCE	\$900.00	\$0.00	\$29.00	\$0.00	\$900.00	\$900.00	3.22%	\$871.00
001-620-6184 - CELL PHONE ALLOWANCES	\$300.00	\$12.50	\$112.50	\$0.00	\$300.00	\$300.00	37.5%	\$187.50
001-620-6210 - DUES & MEMBERSHIPS	\$11,250.00	\$20.00	\$3,888.81	\$0.00	\$11,250.00	\$11,250.00	34.57%	\$7,361.19
001-620-6220 - EDUCATIONAL MATERIAL	\$100.00	\$0.00	\$0.00	\$0.00	\$100.00	\$100.00	0.0%	\$100.00
001-620-6230 - TRAINING IN HOUSE	\$1,500.00	\$0.00	\$2,097.08	\$0.00	\$1,500.00	\$1,500.00	139.81%	(\$597.08)
001-620-6240 - MTGS/CONFERENCES/MILES	\$9,000.00	\$1,747.18	\$4,049.70	\$0.00	\$9,000.00	\$9,000.00	45.0%	\$4,950.30
TOTAL	\$69,778.00	\$3,818.83	\$43,973.54	\$2,211.00	\$71,989.00	\$71,989.00	63.02%	\$25,804.46
001-630-6413 - ELECTION EXPENSE	\$6,000.00	\$0.00	\$4,006.58	-\$1,993.00	\$4,007.00	\$4,007.00	66.78%	\$1,993.42
TOTAL	\$6,000.00	\$0.00	\$4,006.58	-\$1,993.00	\$4,007.00	\$4,007.00	66.78%	\$1,993.42
001-640-6401 - AUDIT FEES	\$35,000.00	\$0.00	\$27,800.00	-\$7,200.00	\$27,800.00	\$27,800.00	79.43%	\$7,200.00
001-640-6405 - RECORDING FEES	\$100.00	\$0.00	\$24.00	\$0.00	\$100.00	\$100.00	24.0%	\$76.00
001-640-6411 - LEGAL EXPENSE	\$90,000.00	\$0.00	\$57,297.10	\$10,900.00	\$100,900.00	\$100,900.00	63.66%	\$32,702.90
001-640-6413 - PAYMENTS TO OTHER AGENCIES	\$750.00	\$0.00	\$651.59	\$0.00	\$750.00	\$750.00	86.88%	\$98.41
001-640-6414 - PRINTING & PUBLISHING	\$9,500.00	\$380.60	\$7,223.82	\$0.00	\$9,500.00	\$9,500.00	76.04%	\$2,276.18
001-640-6419 - FINANCIAL SERVICES	\$600.00	\$0.00	\$0.00	\$0.00	\$600.00	\$600.00	0.0%	\$600.00
001-640-6490 - PROFESSIONAL SERVICE FEES	\$0.00	\$0.00	\$375.00	\$400.00	\$400.00	\$400.00	#DIV/0!	(\$375.00)
001-640-6499 - CODE BOOK CODIFICATION	\$5,000.00	\$0.00	\$3,466.00	\$0.00	\$5,000.00	\$5,000.00	69.32%	\$1,534.00
TOTAL	\$140,950.00	\$380.60	\$96,837.51	\$4,100.00	\$145,050.00	\$145,050.00	68.7%	\$44,112.49
001-650-6199 - HR AGREEMENTS/FEES	\$4,250.00	\$0.00	\$2,630.35	\$0.00	\$4,250.00	\$4,250.00	61.89%	\$1,619.65
001-650-6310 - BUILDING MAINT & REPAIR	\$8,000.00	\$115.15	\$2,218.38	\$0.00	\$8,000.00	\$8,000.00	27.73%	\$5,781.62
001-650-6320 - GROUNDS MAINT & REPAIR	\$250.00	\$0.00	\$0.00	\$0.00	\$250.00	\$250.00	0.0%	\$250.00
001-650-6331 - VEHICLE OPERATIONS	\$350.00	\$0.00	\$179.08	\$0.00	\$350.00	\$350.00	51.17%	\$170.92

**Not all MTD Balance and YTD Balance columns were updated. Only the ones being amended were updated. .srl

	Budget Estimate	MTD Balance	YTD Balance	PROPOSED CHANGE	PROPOSED BUDGET	NEW BUDGET	Percent Expended	Unexpended
001-650-6332 - VEHICLE REPAIRS	\$200.00	\$0.00	\$0.00	\$0.00	\$200.00	\$200.00	0.0%	\$200.00
001-650-6350 - OPERATIONAL EQUIPMENT REPAIR	\$350.00	\$0.00	\$0.00	\$0.00	\$350.00	\$350.00	0.0%	\$350.00
001-650-6371 - ELECTRIC/GAS UTILITIES	\$24,000.00	\$1,837.01	\$14,652.89	\$0.00	\$24,000.00	\$24,000.00	61.05%	\$9,347.11
001-650-6373 - COMMUNICATIONS (PHONE/INTERNET	\$3,500.00	\$34.83	\$2,133.18	\$0.00	\$3,500.00	\$3,500.00	60.95%	\$1,366.82
001-650-6399 - OTHER MAINTENANCE/REPAIR	\$2,000.00	\$0.00	\$0.00	\$0.00	\$2,000.00	\$2,000.00	0.0%	\$2,000.00
001-650-6401 - BANK FEES	\$100.00	\$4.00	\$16.00	\$0.00	\$100.00	\$100.00	16.0%	\$84.00
001-650-6408 - PROPERTY & CASUALTY INSURANCE	\$18,710.00	\$0.00	\$8,999.18	-\$9,710.00	\$9,000.00	\$9,000.00	48.1%	\$9,710.82
001-650-6409 - JANITORIAL	\$2,000.00	\$0.00	\$652.35	\$0.00	\$2,000.00	\$2,000.00	32.62%	\$1,347.65
001-650-6490 - STAFFING CONTRACT	\$500.00	\$0.00	\$4,000.00	\$3,500.00	\$4,000.00	\$4,000.00	800.0%	(\$3,500.00)
001-650-6498 - REFUNDS	\$0.00	\$0.00	\$76.30	\$77.00	\$77.00	\$77.00	#DIV/0!	(\$76.30)
001-650-6499 - OTHER CONTRACTUAL SERV	\$59,535.00	\$490.53	\$19,196.21	\$0.00	\$59,535.00	\$59,535.00	32.24%	\$40,338.79
001-650-6506 - OFFICE SUPPLIES	\$3,750.00	\$192.77	\$3,143.46	\$0.00	\$3,750.00	\$3,750.00	83.83%	\$606.54
001-650-6507 - OPERATING SUPPLIES	\$4,000.00	\$0.00	\$4,184.73	\$1,000.00	\$5,000.00	\$5,000.00	104.62%	(\$184.73)
001-650-6508 - POSTAGE & SHIPPING	\$4,000.00	\$0.00	\$4,564.56	\$2,000.00	\$6,000.00	\$6,000.00	114.11%	(\$564.56)
001-650-6510 - SPECIAL & SAFETY EQUIPMENT	\$75.00	\$0.00	\$0.00	\$0.00	\$75.00	\$75.00	0.0%	\$75.00
001-650-6727 - CAPITAL EQUIPMENT	\$5,000.00	\$0.00	\$5,109.75	\$110.00	\$5,110.00	\$5,110.00	102.2%	(\$109.75)
TOTAL	\$140,570.00	\$2,674.29	\$71,756.42	-\$3,023.00	\$137,547.00	\$137,547.00	51.05%	\$68,813.58
001-660-6406 - DAMAGES / TORT CLAIMS	\$5,000.00	\$0.00	\$0.00	\$0.00	\$5,000.00	\$5,000.00	0.0%	\$5,000.00
001-660-6408 - PROPERTY & CASUALTY INSURANCE	\$11,756.00	\$0.00	\$6,166.15	-\$5,589.00	\$6,167.00	\$6,167.00	52.45%	\$5,589.85
TOTAL	\$16,756.00	\$0.00	\$6,166.15	-\$5,589.00	\$11,167.00	\$11,167.00	36.8%	\$10,589.85
001-699-6210 - DUES	\$20,700.00	\$0.00	\$21,956.95	\$1,800.00	\$22,500.00	\$22,500.00	106.07%	(\$1,256.95)
001-699-6401 - AUDITING/ACCOUNTING	\$76,000.00	\$0.00	\$32,687.50	\$0.00	\$76,000.00	\$76,000.00	43.01%	\$43,312.50
001-699-6419 - IT SERVICES	\$35,035.00	\$335.26	\$22,866.45	\$0.00	\$35,035.00	\$35,035.00	65.27%	\$12,168.55
001-699-6490 - OTHER PROFESSIONAL SERV	\$45,250.00	\$0.00	\$28,366.72	\$0.00	\$45,250.00	\$45,250.00	62.69%	\$16,883.28
001-699-6507 - OPERATING SUPPLIES	\$21,000.00	\$146.49	\$14,964.65	\$0.00	\$21,000.00	\$21,000.00	71.26%	\$6,035.35
TOTAL	\$197,985.00	\$481.75	\$120,842.27	\$1,800.00	\$199,785.00	\$199,785.00	61.04%	\$77,142.73
112-610-6110 - FICA - CITY/ADMIN	\$4,386.00	\$125.08	\$2,593.10	\$0.00	\$4,386.00	\$4,386.00	59.12%	\$1,792.90
112-610-6130 - IPERS - CITY/ADMIN	\$388.00	\$0.00	\$438.96	\$0.00	\$388.00	\$388.00	113.13%	(\$50.96)
112-610-6131 - WORK COMP/ADMIN	\$677.00	\$0.00	-\$356.83	\$0.00	\$677.00	\$677.00	-52.71%	\$1,033.83
112-610-6142 - PENSION - CITY MANAGER	\$3,302.00	\$123.12	\$2,216.16	\$0.00	\$3,302.00	\$3,302.00	67.12%	\$1,085.84
112-610-6150 - GROUP INSURANCE BEN/MANAGER	\$4,547.00	\$0.00	\$2,907.89	\$0.00	\$4,547.00	\$4,547.00	63.95%	\$1,639.11
112-610-6154 - EMPLOYEE SELF-FUND INS BEN/ADM	\$16,405.00	\$8.99	\$13,555.17	\$0.00	\$16,405.00	\$16,405.00	82.63%	\$2,849.83
TOTAL	\$29,705.00	\$257.19	\$21,354.45	\$0.00	\$29,705.00	\$29,705.00	71.89%	\$8,350.55
112-620-6110 - FICA - CITY/CLERK	\$3,537.00	\$149.44	\$2,445.35	\$69.00	\$3,606.00	\$3,606.00	69.14%	\$1,091.65
112-620-6130 - IPERS - CITY/CLERK	\$4,364.00	\$0.00	\$3,954.93	\$85.00	\$4,449.00	\$4,449.00	90.63%	\$409.07
112-620-6131 - WORK COMP/CLERK	\$427.00	\$0.00	\$164.49	\$0.00	\$427.00	\$427.00	38.52%	\$262.51
112-620-6150 - GROUP INSURANCE BEN/CLERK	\$10,914.00	\$0.00	\$8,633.06	\$2,340.00	\$13,254.00	\$13,254.00	79.1%	\$2,280.94
112-620-6154 - EMPLOYEE SELF-FUND INS BEN/CLE	\$25,610.00	\$2,280.86	\$4,471.23	\$0.00	\$25,610.00	\$25,610.00	17.46%	\$21,138.77

**Not all MTD Balance and YTD Balance columns were updated. Only the ones being amended were updated. srl

	Budget Estimate	MTD Balance	YTD Balance	PROPOSED CHANGE	PROPOSED BUDGET	NEW BUDGET	Percent Expended	Unexpended
TOTAL	\$44,852.00	\$2,430.30	\$19,669.06	\$2,494.00	\$47,346.00	\$47,346.00	43.85%	\$25,182.94
112-622-6150 - GROUP INSURANCE BEN/RETIREE	\$3,046.00	\$0.00	\$2,356.20	\$0.00	\$3,046.00	\$3,046.00	77.35%	\$689.80
112-622-6154 - EMPLOYEE SELF-FUND INS BEN/RET	\$4,000.00	\$0.00	\$0.00	\$0.00	\$4,000.00	\$4,000.00	0.0%	\$4,000.00
TOTAL	\$7,046.00	\$0.00	\$2,356.20	\$0.00	\$7,046.00	\$7,046.00	33.44%	\$4,689.80
112-640-6420 - ACA FEES	\$300.00	\$0.00	\$0.00	\$0.00	\$300.00	\$300.00	0.0%	\$300.00
TOTAL	\$300.00	\$0.00	\$0.00	\$0.00	\$300.00	\$300.00	0.0%	\$300.00

MAYOR/COUNCIL	\$109,676.00	\$2,618.10	\$76,319.50	\$0.00	\$109,676.00	\$109,676.00		
CLERK/TREASURER	\$114,630.00	\$6,249.13	\$63,642.60	\$4,705.00	\$119,335.00	\$119,335.00		
RETIREES	\$7,046.00	\$0.00	\$2,356.20	\$0.00	\$7,046.00	\$7,046.00		
ELECTION 630	\$6,000.00	\$0.00	\$4,006.58	(\$1,993.00)	\$4,007.00	\$4,007.00		
LEGAL 640	\$141,250.00	\$380.60	\$96,837.51	\$4,100.00	\$145,350.00	\$145,350.00		
CITY BLDG 650	\$140,570.00	\$2,674.29	\$71,756.42	(\$3,023.00)	\$137,547.00	\$137,547.00		
TORT 660	\$16,756.00	\$0.00	\$6,166.15	(\$5,589.00)	\$11,167.00	\$11,167.00		
IT 699	\$197,985.00	\$481.75	\$120,842.27	\$1,800.00	\$199,785.00	\$199,785.00		
	\$733,913.00	\$12,403.87	\$441,927.23	\$0.00	\$733,913.00	\$733,913.00		
GRAND TOTAL	\$733,913.00	\$12,403.87	\$441,927.23	\$0.00	\$733,913.00	\$733,913.00		

**Not all MTD Balance and YTD Balance columns were updated. Only the ones being amended were updated. srl

	Budget Estimate	MTD Balance	YTD Balance	PROPOSED CHANGE	PROPOSED BUDGET	NEW BUDGET	Percent Expended	Unexpended
302-769-6407 - ENGINEERING-ENTERPRISE/PRIES RISE	\$0.00	\$0.00	\$3,000.00	\$0.00	\$0.00	\$0.00	#DIV/0!	(\$3,000.00)
302-773-6407 - ENGINEERING-2027 ST REHAB	\$100,000.00	\$0.00	\$66,194.00	\$0.00	\$100,000.00	\$100,000.00	66.19%	\$33,806.00
302-773-6411 - LEGAL-2027 ST REHAB	\$20,000.00	\$0.00	\$148.35	\$0.00	\$20,000.00	\$20,000.00	0.74%	\$19,851.65
302-773-6499 - CONTRACTUAL-2027 ST REHAB	\$780,000.00	\$0.00	\$0.00	\$0.00	\$780,000.00	\$780,000.00	0.0%	\$780,000.00
304-446-6499 - CONTRACTUAL-COMPLEX TURF PROJ	\$41,000.00	\$0.00	\$42,098.61	\$4,000.00	\$45,000.00	\$45,000.00	102.68%	(\$1,098.61)
316-750-6407 - ENGINEERING-6TH AVE SW TRAIL PH 2	\$0.00	\$0.00	\$2,580.00	\$0.00	\$0.00	\$0.00	#DIV/0!	(\$2,580.00)
323-110-6710 - POLICE-CAP OUTLAY/VEHICLES	\$52,000.00	\$0.00	\$48,754.50	\$0.00	\$52,000.00	\$52,000.00	93.76%	\$3,245.50
323-110-6725 - POLICE-CAP OUTLAY/OFFICE EQUIP	\$5,000.00	\$0.00	\$1,723.88	\$0.00	\$5,000.00	\$5,000.00	34.48%	\$3,276.12
323-110-6727 - POLICE-CAP OUTLAY/EQUIPMENT	\$195,700.00	\$0.00	\$186,840.69	\$386.00	\$196,086.00	\$196,086.00	95.47%	\$8,859.31
323-150-6505 - FIRE-CIP CAP OTHER EQUIPMENT	\$195,000.00	\$3,275.79	\$120,949.93	\$0.00	\$195,000.00	\$195,000.00	62.03%	\$74,050.07
323-150-6710 - FIRE-CIP CAP VEHICLES	\$30,000.00	\$16,008.00	\$16,008.00	\$0.00	\$30,000.00	\$30,000.00	53.36%	\$13,992.00
323-150-6725 - FIRE-CIP CAP OFFICE EQUIPMENT	\$4,500.00	\$0.00	\$4,266.91	\$0.00	\$4,500.00	\$4,500.00	94.82%	\$233.09
323-150-6727 - FIRE-CIP CAP OUTLAY/EQUIPMENT	\$45,000.00	\$0.00	\$0.00	\$0.00	\$45,000.00	\$45,000.00	0.0%	\$45,000.00
323-170-6710 - CAP OUTLAY - VEHICLES	\$1,500.00	\$0.00	\$0.00	\$0.00	\$1,500.00	\$1,500.00	0.0%	\$1,500.00
323-170-6725 - BLDG-CIP CAP OFFICE EQUIP	\$68,000.00	\$0.00	\$0.00	\$0.00	\$68,000.00	\$68,000.00	0.0%	\$68,000.00
323-210-6710 - STREET-CIP CAP OUTLAY/VEHICLES	\$70,000.00	\$0.00	\$73,136.27	\$0.00	\$70,000.00	\$70,000.00	104.48%	(\$3,136.27)
323-210-6727 - STREET-CIP CAP OUTLAY/EQUIPMNT	\$30,000.00	\$0.00	\$30,000.00	\$0.00	\$30,000.00	\$30,000.00	100.0%	\$0.00
323-210-6799 - OTHER CAPITAL OUTLAY	\$107,500.00	\$276.19	\$122,306.98	\$35,000.00	\$142,500.00	\$142,500.00	113.77%	(\$14,806.98)
323-280-6727 - AIRPORT-CAP OUTLAY/EQUIPMENT	\$475,000.00	\$0.00	\$0.00	\$0.00	\$475,000.00	\$475,000.00	0.0%	\$475,000.00
323-410-6727 - LIBRARY-CAP OUTLAY/EQUIPMENT	\$6,000.00	\$0.00	\$733.53	\$0.00	\$6,000.00	\$6,000.00	12.23%	\$5,266.47
323-430-6727 - PARKS-CAP OUTLAY/EQUIPMENT	\$157,500.00	\$0.00	\$108,308.33	\$0.00	\$157,500.00	\$157,500.00	68.77%	\$49,191.67
323-441-6727 - RIVERS EDGE-CAP OUTLAY/EQUIP	\$4,374.00	\$426.56	\$7,961.51	\$3,588.00	\$7,962.00	\$7,962.00	182.02%	(\$3,587.51)
323-443-6727 - FCC-CAP OUTLAY/EQUIPMENT	\$47,100.00	\$526.11	\$26,375.00	\$0.00	\$47,100.00	\$47,100.00	56.0%	\$20,725.00
323-446-6727 - COMPLEX-CAP OUTLAY/EQUIPMENT	\$38,000.00	\$0.00	\$22,776.17	\$0.00	\$38,000.00	\$38,000.00	59.94%	\$15,223.83
323-650-6401 - AUDITING/ACCOUNTING	\$0.00	\$0.00	\$20.00	\$0.00	\$0.00	\$0.00	#DIV/0!	(\$20.00)
323-650-6727 - CITY HALL-CAP OUTLAY/EQUIPMENT	\$2,000.00	\$0.00	\$0.00	\$0.00	\$2,000.00	\$2,000.00	0.0%	\$2,000.00
323-650-6750 - CAP OUTLAY - BUILDINGS	\$209,000.00	\$0.00	\$45,401.20	\$0.00	\$209,000.00	\$209,000.00	21.72%	\$163,598.80
325-210-6407 - ENGINEER ST-1ST ST W RECON	\$80,000.00	\$0.00	\$0.00	\$0.00	\$80,000.00	\$80,000.00	0.0%	\$80,000.00
325-210-6411 - LEGAL ST-1ST ST W RECON	\$8,000.00	\$0.00	\$0.00	\$0.00	\$8,000.00	\$8,000.00	0.0%	\$8,000.00
325-210-6414 - PUBLISH ST-1ST ST W RECON	\$1,000.00	\$0.00	\$0.00	\$0.00	\$1,000.00	\$1,000.00	0.0%	\$1,000.00
325-210-6490 - OTHER PROF SVC-1ST ST W RECON	\$0.00	\$22,598.99	\$28,084.27	\$29,000.00	\$29,000.00	\$29,000.00	#DIV/0!	(\$28,084.27)
325-210-6499 - CONTRACTOR ST-1ST ST W RECON	\$311,000.00	\$0.00	\$0.00	\$0.00	\$311,000.00	\$311,000.00	0.0%	\$311,000.00
GRAND TOTAL	\$3,084,174.00	\$43,111.64	\$957,668.13	\$71,974.00	\$3,156,148.00	\$3,156,148.00		

**Not all MTD Balance and YTD Balance columns were updated. Only the ones being amended were updated. srl

	Budget Estimate	MTD Balance	YTD Balance	PROPOSED CHANGE	PROPOSED BUDGET	NEW BUDGET	Percent Expended	Unexpended
600-810-6010 - SALARIES - FULL-TIME	\$206,256.00	\$7,814.85	\$161,976.71	\$900.00	\$207,156.00	\$207,156.00	78.53%	\$44,279.29
600-810-6020 - SALARIES - PART-TIME	\$3,413.00	\$0.00	\$0.00	\$0.00	\$3,413.00	\$3,413.00	0.0%	\$3,413.00
600-810-6040 - WAGES - OVERTIME	\$8,807.00	\$622.79	\$7,213.13	\$0.00	\$8,807.00	\$8,807.00	81.9%	\$1,593.87
600-810-6110 - FICA - CITY/WATER	\$16,714.00	\$622.37	\$12,485.10	\$69.00	\$16,783.00	\$16,783.00	74.7%	\$4,228.90
600-810-6130 - IPERS - CITY/WATER	\$17,323.00	\$0.00	\$12,958.91	\$85.00	\$17,408.00	\$17,408.00	74.81%	\$4,364.09
600-810-6131 - WORK COMP/WATER	\$2,000.00	\$0.00	\$194.76	\$0.00	\$2,000.00	\$2,000.00	9.74%	\$1,805.24
600-810-6142 - PENSION - CITY MANAGER	\$3,302.00	\$123.12	\$2,216.16	\$0.00	\$3,302.00	\$3,302.00	67.12%	\$1,085.84
600-810-6143 - ICMA RC - CITY SHARE	\$2,667.00	\$197.82	\$2,943.23	\$0.00	\$2,667.00	\$2,667.00	110.36%	(\$276.23)
600-810-6150 - GROUP INSURANCE BEN/WATER	\$38,383.00	\$0.00	\$31,127.66	\$625.00	\$39,008.00	\$39,008.00	81.1%	\$7,255.34
600-810-6154 - EMPLOYEE SELF-FUND INS BEN/WAT	\$4,000.00	\$8.99	\$159.26	\$0.00	\$4,000.00	\$4,000.00	3.98%	\$3,840.74
600-810-6181 - UNIFORM ALLOWANCE	\$1,500.00	\$0.00	\$851.87	\$0.00	\$1,500.00	\$1,500.00	56.79%	\$648.13
600-810-6184 - ALLOWANCES - CELL PHONE	\$800.00	\$54.17	\$487.53	\$0.00	\$800.00	\$800.00	60.94%	\$312.47
600-810-6210 - DUES & MEMBERSHIPS	\$3,000.00	\$0.00	\$1,438.80	\$0.00	\$3,000.00	\$3,000.00	47.96%	\$1,561.20
600-810-6220 - EDUCATIONAL MATERIAL	\$500.00	\$0.00	\$0.00	\$0.00	\$500.00	\$500.00	0.0%	\$500.00
600-810-6230 - TRAINING IN HOUSE	\$1,000.00	\$0.00	\$7.01	\$0.00	\$1,000.00	\$1,000.00	0.7%	\$992.99
600-810-6240 - MTGS/CONFERENCES/MILES	\$2,500.00	\$0.00	\$146.67	\$0.00	\$2,500.00	\$2,500.00	5.87%	\$2,353.33
600-810-6310 - BUILDING MAINT & REPAIR	\$4,000.00	\$0.00	\$705.43	\$0.00	\$4,000.00	\$4,000.00	17.64%	\$3,294.57
600-810-6320 - GROUNDS MAINT & REPAIR	\$1,000.00	\$0.00	\$140.68	\$0.00	\$1,000.00	\$1,000.00	14.07%	\$859.32
600-810-6331 - VEHICLE OPERATIONS	\$5,000.00	\$314.71	\$2,264.56	\$0.00	\$5,000.00	\$5,000.00	45.29%	\$2,735.44
600-810-6332 - VEHICLE REPAIRS	\$3,000.00	\$0.00	\$5,304.60	\$0.00	\$3,000.00	\$3,000.00	176.82%	(\$2,304.60)
600-810-6350 - OPERATIONAL EQUIP REPAIR	\$50,000.00	\$60.00	\$50,829.12	\$0.00	\$50,000.00	\$50,000.00	101.66%	(\$829.12)
600-810-6371 - ELECTRIC/GAS UTILITIES	\$55,000.00	\$0.00	\$37,876.34	\$0.00	\$55,000.00	\$55,000.00	68.87%	\$17,123.66
600-810-6373 - COMMUNICATIONS (PHONE/INTERNET)	\$324.00	\$10.45	\$543.59	\$676.00	\$1,000.00	\$1,000.00	167.77%	(\$219.59)
600-810-6407 - ENGINEERING	\$75,000.00	\$0.00	\$47,250.00	\$0.00	\$75,000.00	\$75,000.00	63.0%	\$27,750.00
600-810-6408 - PROPERTY & CASUALTY INSURANCE	\$20,815.00	\$0.00	\$11,845.63	-\$8,969.00	\$11,846.00	\$11,846.00	56.91%	\$8,969.37
600-810-6409 - JANITORIAL	\$1,000.00	\$27.98	\$27.98	\$0.00	\$1,000.00	\$1,000.00	2.8%	\$972.02
600-810-6412 - MEDICAL/WELLNESS EXPENSE	\$150.00	\$0.00	\$92.04	\$0.00	\$150.00	\$150.00	61.36%	\$57.96
600-810-6418 - SALES TAX	\$80,000.00	\$0.00	\$48,915.59	\$0.00	\$80,000.00	\$80,000.00	61.14%	\$31,084.41
600-810-6419 - TECHNOLOGY SERVICES	\$2,673.00	\$0.00	\$2,962.40	\$827.00	\$3,500.00	\$3,500.00	110.83%	(\$289.40)
600-810-6490 - BILLING & METER READ CONTRACT	\$50,000.00	\$0.00	\$37,183.01	\$0.00	\$50,000.00	\$50,000.00	74.37%	\$12,816.99
600-810-6499 - CONTRACTUAL REPAIRS	\$183,750.00	\$5,285.00	\$73,556.46	\$0.00	\$183,750.00	\$183,750.00	40.03%	\$110,193.54
600-810-6501 - LAB ANALYSIS & CHEMICALS	\$20,000.00	\$158.25	\$13,042.69	\$0.00	\$20,000.00	\$20,000.00	65.21%	\$6,957.31
600-810-6504 - MINOR EQUIPMENT	\$5,000.00	\$0.00	\$1,385.79	\$0.00	\$5,000.00	\$5,000.00	27.72%	\$3,614.21
600-810-6505 - METERS	\$5,000.00	\$0.00	\$248.01	\$0.00	\$5,000.00	\$5,000.00	4.96%	\$4,751.99
600-810-6506 - OFFICE SUPPLIES	\$500.00	\$0.00	\$49.77	\$0.00	\$500.00	\$500.00	9.95%	\$450.23
600-810-6507 - OPERATING SUPPLIES	\$40,000.00	\$1,521.97	\$17,679.71	\$0.00	\$40,000.00	\$40,000.00	44.2%	\$22,320.29
600-810-6508 - POSTAGE & SHIPPING	\$1,000.00	\$16.90	\$172.76	\$0.00	\$1,000.00	\$1,000.00	17.28%	\$827.24
600-810-6510 - SPECIAL & SAFETY EQUIPMENT	\$500.00	\$0.00	\$150.00	\$0.00	\$500.00	\$500.00	30.0%	\$350.00
600-810-6710 - CAPITAL VEHICLES	\$15,000.00	\$0.00	\$31,892.50	\$16,893.00	\$31,893.00	\$31,893.00	212.62%	(\$16,892.50)
600-810-6727 - CAPITAL EQUIPMENT	\$395,000.00	\$0.00	\$298,815.50	\$0.00	\$395,000.00	\$395,000.00	75.65%	\$96,184.50
600-810-6790 - NEW INFRASTRUCTURE	\$566,242.00	\$0.00	\$343,632.45	\$0.00	\$566,242.00	\$566,242.00	60.69%	\$222,609.55
TOTAL	\$1,892,119.00	\$16,839.37	\$1,260,773.41	\$11,106.00	\$1,903,225.00	\$1,903,225.00	66.63%	\$631,345.59

**Not all MTD Balance and YTD Balance columns were updated. Only the ones being amended were updated. srl

	Budget Estimate	MTD Balance	YTD Balance	PROPOSED CHANGE	PROPOSED BUDGET	NEW BUDGET	Percent Expended	Unexpended
605-715-6801 - PRINCIPAL-21 WATER 1140K	\$80,000.00	\$0.00	\$0.00	\$0.00	\$80,000.00	\$80,000.00	0.0%	\$80,000.00
605-715-6851 - INTEREST-21 WATER 1140K	\$12,155.00	\$0.00	\$6,077.50	\$0.00	\$12,155.00	\$12,155.00	50.0%	\$6,077.50
605-715-6899 - BOND FEES-21 WATER 1140K	\$700.00	\$0.00	\$600.00	\$0.00	\$700.00	\$700.00	85.71%	\$100.00
TOTAL	\$92,855.00	\$0.00	\$6,677.50	\$0.00	\$92,855.00	\$92,855.00	7.19%	\$86,177.50
610-815-6010 - SALARIES - FULL-TIME	\$203,917.00	\$6,229.84	\$127,865.32	\$450.00	\$204,367.00	\$204,367.00	62.7%	\$76,051.68
610-815-6020 - SALARIES - PART-TIME	\$3,415.00	\$0.00	\$0.00	\$0.00	\$3,415.00	\$3,415.00	0.0%	\$3,415.00
610-815-6040 - WAGES - OVERTIME	\$8,248.00	\$242.81	\$2,131.15	\$0.00	\$8,248.00	\$8,248.00	25.84%	\$6,116.85
610-815-6110 - FICA - CITY/WW	\$16,492.00	\$486.62	\$9,791.75	\$35.00	\$16,527.00	\$16,527.00	59.37%	\$6,700.25
610-815-6130 - IPERS - CITY/WW	\$18,701.00	\$0.00	\$10,090.83	\$43.00	\$18,744.00	\$18,744.00	53.96%	\$8,610.17
610-815-6131 - WORK COMP/WW	\$4,563.00	\$0.00	-\$1,464.24	\$0.00	\$4,563.00	\$4,563.00	-32.09%	\$6,027.24
610-815-6142 - PENSION - CITY MANAGER	\$1,651.00	\$61.56	\$1,108.08	\$0.00	\$1,651.00	\$1,651.00	67.12%	\$542.92
610-815-6143 - ICMA RC - CITY SHARE	\$3,667.00	\$137.51	\$2,466.79	\$0.00	\$3,667.00	\$3,667.00	67.27%	\$1,200.21
610-815-6150 - GROUP INSURANCE BEN/WW	\$39,207.00	\$0.00	\$9,786.92	\$313.00	\$39,520.00	\$39,520.00	24.96%	\$29,420.08
610-815-6181 - ALLOWANCES - UNIFORM	\$1,250.00	\$0.00	\$528.28	\$0.00	\$1,250.00	\$1,250.00	42.26%	\$721.72
610-815-6184 - ALLOWANCES - CELL PHONE	\$500.00	\$35.42	\$318.75	\$0.00	\$500.00	\$500.00	63.75%	\$181.25
610-815-6210 - DUES & MEMBERSHIPS	\$4,000.00	\$0.00	\$2,099.54	\$0.00	\$4,000.00	\$4,000.00	52.49%	\$1,900.46
610-815-6220 - EDUCATIONAL MATERIAL	\$500.00	\$0.00	\$0.00	\$0.00	\$500.00	\$500.00	0.0%	\$500.00
610-815-6230 - TRAINING IN HOUSE	\$500.00	\$0.00	\$7.01	\$0.00	\$500.00	\$500.00	1.4%	\$492.99
610-815-6240 - MTGS/CONFERENCES/MILES	\$5,000.00	\$0.00	\$2,375.02	\$0.00	\$5,000.00	\$5,000.00	47.5%	\$2,624.98
610-815-6310 - BUILDING MAINT & REPAIR	\$4,000.00	\$0.00	\$931.09	\$0.00	\$4,000.00	\$4,000.00	23.28%	\$3,068.91
610-815-6320 - GROUNDS MAINT & REPAIR	\$2,000.00	\$0.00	\$579.36	\$0.00	\$2,000.00	\$2,000.00	28.97%	\$1,420.64
610-815-6331 - VEHICLE OPERATIONS	\$3,500.00	\$194.35	\$1,580.82	\$0.00	\$3,500.00	\$3,500.00	45.17%	\$1,919.18
610-815-6332 - VEHICLE REPAIRS	\$1,000.00	\$0.00	\$0.00	\$0.00	\$1,000.00	\$1,000.00	0.0%	\$1,000.00
610-815-6350 - OPERATIONAL EQUIPMENT REPAIR	\$60,000.00	\$353.94	\$78,867.86	\$20,000.00	\$80,000.00	\$80,000.00	131.45%	(\$18,867.86)
610-815-6371 - ELECTRIC/GAS UTILITIES	\$130,000.00	\$0.00	\$100,686.24	\$0.00	\$130,000.00	\$130,000.00	77.45%	\$29,313.76
610-815-6372 - GARBAGE/RECYCLING	\$2,000.00	\$0.00	\$444.07	\$0.00	\$2,000.00	\$2,000.00	22.2%	\$1,555.93
610-815-6373 - COMMUNICATIONS (PHONE/INTERNET)	\$2,224.00	\$10.45	\$1,261.32	\$0.00	\$2,224.00	\$2,224.00	56.71%	\$962.68
610-815-6408 - PROPERTY & CASUALTY INSURANCE	\$136,641.00	\$0.00	\$70,568.61	-\$66,071.00	\$70,570.00	\$70,570.00	51.65%	\$66,072.39
610-815-6409 - JANITORIAL	\$1,000.00	\$0.00	\$102.90	\$0.00	\$1,000.00	\$1,000.00	10.29%	\$897.10
610-815-6412 - MEDICAL/WELLNESS EXPENSE	\$200.00	\$0.00	\$0.00	\$0.00	\$200.00	\$200.00	0.0%	\$200.00
610-815-6418 - PROPERTY & SALES TAX	\$30,000.00	\$0.00	\$21,609.94	\$0.00	\$30,000.00	\$30,000.00	72.03%	\$8,390.06
610-815-6419 - TECHNOLOGY SERVICES	\$1,735.00	\$0.00	\$1,734.90	\$0.00	\$1,735.00	\$1,735.00	99.99%	\$0.10
610-815-6441 - METER READERS	\$45,000.00	\$0.00	\$37,183.00	\$0.00	\$45,000.00	\$45,000.00	82.63%	\$7,817.00
610-815-6490 - PROFESSIONAL SERVICES	\$100,000.00	\$0.00	\$1,404.44	\$0.00	\$100,000.00	\$100,000.00	1.4%	\$98,595.56
610-815-6499 - CONTRACTUAL SERVICES	\$59,375.00	\$0.00	\$18,589.50	\$0.00	\$59,375.00	\$59,375.00	31.31%	\$40,785.50
610-815-6501 - LAB ANALYSIS & CHEMICALS	\$100,000.00	\$2,787.09	\$37,851.82	\$0.00	\$100,000.00	\$100,000.00	37.85%	\$62,148.18
610-815-6504 - MINOR EQUIPMENT	\$5,000.00	\$0.00	\$0.00	\$0.00	\$5,000.00	\$5,000.00	0.0%	\$5,000.00
610-815-6506 - OFFICE SUPPLIES	\$1,000.00	\$0.00	\$374.95	\$0.00	\$1,000.00	\$1,000.00	37.5%	\$625.05
610-815-6507 - OPERATING SUPPLIES	\$25,000.00	\$14.52	\$2,649.42	\$0.00	\$25,000.00	\$25,000.00	10.6%	\$22,350.58
610-815-6508 - POSTAGE	\$1,000.00	\$0.00	\$673.49	\$0.00	\$1,000.00	\$1,000.00	67.35%	\$326.51
610-815-6510 - SPECIAL & SAFETY EQUIPMENT	\$4,000.00	\$70.40	\$1,988.11	\$0.00	\$4,000.00	\$4,000.00	49.7%	\$2,011.89
610-815-6727 - CAPITAL EQUIPMENT	\$30,000.00	\$0.00	\$0.00	\$0.00	\$30,000.00	\$30,000.00	0.0%	\$30,000.00

**Not all MTD Balance and YTD Balance columns were updated. Only the ones being amended were updated. srl

	Budget Estimate	MTD Balance	YTD Balance	PROPOSED CHANGE	PROPOSED BUDGET	NEW BUDGET	Percent Expended	Unexpended
610-815-6790 - SLIP LINING SEWER LINE	\$100,000.00	\$0.00	\$0.00	\$0.00	\$100,000.00	\$100,000.00	0.0%	\$100,000.00
TOTAL	\$1,156,286.00	\$10,624.51	\$546,187.04	-\$45,230.00	\$1,111,056.00	\$1,111,056.00	47.24%	\$610,098.96
610-816-6010 - SALARIES - FULL-TIME	\$186,413.00	\$7,813.83	\$143,995.39	\$900.00	\$187,313.00	\$187,313.00	77.25%	\$42,417.61
610-816-6020 - SALARIES - PART-TIME	\$3,413.00	\$0.00	\$0.00	\$0.00	\$3,413.00	\$3,413.00	0.0%	\$3,413.00
610-816-6040 - WAGES - OVERTIME	\$6,807.00	\$398.14	\$4,896.26	\$0.00	\$6,807.00	\$6,807.00	71.93%	\$1,910.74
610-816-6110 - FICA - CITY/	\$15,043.00	\$604.76	\$11,021.34	\$69.00	\$15,112.00	\$15,112.00	73.27%	\$4,021.66
610-816-6130 - IPERS - CITY/	\$15,261.00	\$0.00	\$10,646.17	\$85.00	\$15,346.00	\$15,346.00	69.76%	\$4,614.83
610-816-6142 - PENSION - CITY MANAGER	\$3,302.00	\$123.12	\$2,216.16	\$0.00	\$3,302.00	\$3,302.00	67.12%	\$1,085.84
610-816-6143 - ICMA RC - CITY SHARE	\$3,667.00	\$177.77	\$3,078.86	\$0.00	\$3,667.00	\$3,667.00	83.96%	\$588.14
610-816-6150 - GROUP INSURANCE BEN/SEWER	\$39,119.00	\$0.00	\$27,349.56	\$625.00	\$39,744.00	\$39,744.00	69.91%	\$11,769.44
610-816-6154 - EMPLOYEE SELF-FUND INS BEN/	\$20,000.00	\$221.24	\$2,230.07	\$0.00	\$20,000.00	\$20,000.00	11.15%	\$17,769.93
610-816-6181 - ALLOWANCES - UNIFORM	\$1,250.00	\$0.00	\$528.28	\$0.00	\$1,250.00	\$1,250.00	42.26%	\$721.72
610-816-6184 - ALLOWANCES - CELL PHONE	\$801.00	\$54.16	\$487.47	\$0.00	\$801.00	\$801.00	60.86%	\$313.53
610-816-6220 - EDUCATIONAL MATERIAL	\$500.00	\$0.00	\$0.00	\$0.00	\$500.00	\$500.00	0.0%	\$500.00
610-816-6230 - TRAINING IN HOUSE	\$500.00	\$0.00	\$7.01	\$0.00	\$500.00	\$500.00	1.4%	\$492.99
610-816-6240 - MTGS/CONFERENCES/MILES	\$1,000.00	\$0.00	\$146.66	\$0.00	\$1,000.00	\$1,000.00	14.67%	\$853.34
610-816-6310 - BUILDING MAINT & REPAIR	\$2,000.00	\$0.00	\$280.97	\$0.00	\$2,000.00	\$2,000.00	14.05%	\$1,719.03
610-816-6320 - GROUNDS MAINT & REPAIR	\$500.00	\$0.00	\$117.90	\$0.00	\$500.00	\$500.00	23.58%	\$382.10
610-816-6331 - VEHICLE OPERATIONS	\$5,500.00	\$313.75	\$3,072.53	\$0.00	\$5,500.00	\$5,500.00	55.86%	\$2,427.47
610-816-6332 - VEHICLE REPAIRS	\$1,000.00	\$0.00	\$2,093.49	\$1,100.00	\$2,100.00	\$2,100.00	209.35%	(\$1,093.49)
610-816-6350 - OPERATIONAL EQUIPMENT REPAIR	\$60,000.00	\$0.00	\$15,334.38	\$0.00	\$60,000.00	\$60,000.00	25.56%	\$44,665.62
610-816-6371 - ELECTRIC/GAS UTILITIES	\$45,000.00	\$0.00	\$24,642.33	\$0.00	\$45,000.00	\$45,000.00	54.76%	\$20,357.67
610-816-6373 - COMMUNICATIONS (PHONE/INTERNET)	\$724.00	\$10.45	\$603.91	\$0.00	\$724.00	\$724.00	83.41%	\$120.09
610-816-6407 - CONSULTING & ENGINEERING FEES	\$1,500.00	\$0.00	\$0.00	\$0.00	\$1,500.00	\$1,500.00	0.0%	\$1,500.00
610-816-6409 - JANITORIAL	\$1,000.00	\$0.00	\$0.00	\$0.00	\$1,000.00	\$1,000.00	0.0%	\$1,000.00
610-816-6412 - MEDICAL/WELLNESS EXPENSE	\$250.00	\$0.00	\$68.02	\$0.00	\$250.00	\$250.00	27.21%	\$181.98
610-816-6419 - TECHNOLOGY SERVICES	\$3,849.00	\$0.00	\$3,848.40	\$0.00	\$3,849.00	\$3,849.00	99.98%	\$0.60
610-816-6499 - CONTRACTUAL SERVICES	\$104,375.00	\$2,881.27	\$112,930.74	\$31,013.00	\$135,388.00	\$135,388.00	108.2%	(\$8,555.74)
610-816-6504 - MINOR EQUIPMENT	\$2,000.00	\$0.00	\$2,272.70	\$0.00	\$2,000.00	\$2,000.00	113.64%	(\$272.70)
610-816-6506 - OFFICE SUPPLIES	\$500.00	\$0.00	\$56.76	\$0.00	\$500.00	\$500.00	11.35%	\$443.24
610-816-6507 - OPERATING SUPPLIES	\$15,000.00	\$881.11	\$4,325.64	\$0.00	\$15,000.00	\$15,000.00	28.84%	\$10,674.36
610-816-6510 - SPECIAL & SAFETY EQUIPMENT	\$1,000.00	\$0.00	\$3,552.18	\$0.00	\$1,000.00	\$1,000.00	355.22%	(\$2,552.18)
610-816-6727 - CAPITAL EQUIPMENT	\$90,000.00	\$0.00	\$90,331.93	\$332.00	\$90,332.00	\$90,332.00	100.37%	(\$331.93)
610-816-6790 - NEW INFRASTRUCTURE	\$155,000.00	\$0.00	\$151,155.87	\$0.00	\$155,000.00	\$155,000.00	97.52%	\$3,844.13
TOTAL	\$786,274.00	\$13,479.60	\$621,290.98	\$34,124.00	\$820,398.00	\$820,398.00	79.02%	\$164,983.02
611-730-6801 - PRINCIPAL PAYMENTS	\$619,000.00	\$0.00	\$0.00	\$0.00	\$619,000.00	\$619,000.00	0.0%	\$619,000.00
611-730-6851 - INTEREST PAYMENT	\$1,077,774.00	\$0.00	\$0.00	\$0.00	\$1,077,774.00	\$1,077,774.00	0.0%	\$1,077,774.00
611-730-6899 - BOND REGISTRATION FEES	\$2,702.00	\$0.00	\$0.00	\$0.00	\$2,702.00	\$2,702.00	0.0%	\$2,702.00
	\$1,699,476.00	\$0.00	\$0.00	\$0.00	\$1,699,476.00	\$1,699,476.00	0.0%	\$1,699,476.00
611-817-6801 - PRINCIPAL PAYMENTS	\$72,000.00	\$0.00	\$0.00	\$0.00	\$72,000.00	\$72,000.00	0.0%	\$72,000.00

**Not all MTD Balance and YTD Balance columns were updated. Only the ones being amended were updated. srl

	Budget Estimate	MTD Balance	YTD Balance	PROPOSED CHANGE	PROPOSED BUDGET	NEW BUDGET	Percent Expended	Unexpended
611-817-6851 - INTEREST PAYMENT	\$20,248.00	\$0.00	\$10,123.75	\$0.00	\$20,248.00	\$20,248.00	50.0%	\$10,124.25
611-817-6899 - BOND REGISTRATION FEES	\$2,893.00	\$0.00	\$1,446.25	\$0.00	\$2,893.00	\$2,893.00	49.99%	\$1,446.75
TOTAL	\$95,141.00	\$0.00	\$11,570.00	\$0.00	\$95,141.00	\$95,141.00	12.16%	\$83,571.00
616-818-6407 - ENGINEERING	\$1,500,000.00	\$0.00	\$0.00	\$0.00	\$1,500,000.00	\$1,500,000.00	0.0%	\$1,500,000.00
616-818-6411 - LEGAL	\$10,000.00	\$0.00	\$0.00	\$0.00	\$10,000.00	\$10,000.00	0.0%	\$10,000.00
616-818-6414 - PRINTING/PUBLISHING	\$1,000.00	\$0.00	\$0.00	\$0.00	\$1,000.00	\$1,000.00	0.0%	\$1,000.00
616-818-6490 - OTHER PROFESSIONAL SERV	\$1,000.00	\$0.00	\$0.00	\$0.00	\$1,000.00	\$1,000.00	0.0%	\$1,000.00
616-818-6499 - OTHER CONTRACTUAL SERV	\$15,000,000.00	\$0.00	\$0.00	\$0.00	\$15,000,000.00	\$15,000,000.00	0.0%	\$15,000,000.00
TOTAL	\$16,512,000.00	\$0.00	\$0.00	\$0.00	\$16,512,000.00	\$16,512,000.00	0.0%	\$16,512,000.00
740-865-6010 - SALARIES - FULL-TIME	\$14,040.00	\$0.00	\$1,937.06	\$0.00	\$14,040.00	\$14,040.00	13.8%	\$12,102.94
740-865-6040 - WAGES - OVERTIME	\$1,685.00	\$0.00	\$42.15	\$0.00	\$1,685.00	\$1,685.00	2.5%	\$1,642.85
740-865-6110 - FICA-CITY/STORM WATER	\$1,203.00	\$0.00	\$145.86	\$0.00	\$1,203.00	\$1,203.00	12.12%	\$1,057.14
740-865-6130 - IPERS-CITY/STORM WATER	\$1,485.00	\$0.00	\$186.83	\$0.00	\$1,485.00	\$1,485.00	12.58%	\$1,298.17
740-865-6131 - WORKERS COMP/STORM WATER	\$381.00	\$0.00	\$0.00	\$0.00	\$381.00	\$381.00	0.0%	\$381.00
740-865-6143 - ICMA RC - CITY SHARE	\$0.00	\$0.00	\$26.50	\$30.00	\$30.00	\$30.00	#DIV/0!	(\$26.50)
740-865-6150 - GROUP INSURANCE/STORM WATER	\$24.00	\$0.00	\$516.00	\$496.00	\$520.00	\$520.00	2,150.0%	(\$492.00)
740-865-6240 - MTGS/CONFERENCES/MILES	\$1,500.00	\$0.00	\$0.00	-\$526.00	\$974.00	\$974.00	0.0%	\$1,500.00
740-865-6320 - GROUNDS MAINT & REPAIR	\$50,000.00	\$0.00	\$13,606.72	\$0.00	\$50,000.00	\$50,000.00	27.21%	\$36,393.28
740-865-6407 - ENGINEERING	\$10,000.00	\$0.00	\$0.00	\$0.00	\$10,000.00	\$10,000.00	0.0%	\$10,000.00
740-865-6413 - PAYMENTS - OTHER AGENCIES	\$4,000.00	\$0.00	\$4,000.00	\$0.00	\$4,000.00	\$4,000.00	100.0%	\$0.00
740-865-6499 - OTHER CONTRACTUAL SERV	\$60,000.00	\$0.00	\$0.00	\$0.00	\$60,000.00	\$60,000.00	0.0%	\$60,000.00
740-865-6790 - NEW INFRASTRUCTURE	\$209,000.00	\$0.00	\$207,645.61	\$0.00	\$209,000.00	\$209,000.00	99.35%	\$1,354.39
TOTAL	\$353,318.00	\$0.00	\$228,106.73	\$0.00	\$353,318.00	\$353,318.00	64.56%	\$125,211.27
741-868-6407 - ENGINEERING	\$15,000.00	\$0.00	\$14,147.50	\$0.00	\$15,000.00	\$15,000.00	94.32%	\$852.50
741-868-6499 - OTHER CONTRACTUAL SERV	\$379,927.00	\$0.00	\$378,426.68	\$0.00	\$379,927.00	\$379,927.00	99.61%	\$1,500.32
TOTAL	\$394,927.00	\$0.00	\$392,574.18	\$0.00	\$394,927.00	\$394,927.00	99.4%	\$2,352.82

**Not all MTD Balance and YTD Balance columns were updated. Only the ones being amended were updated. srl

	Budget Estimate	MTD Balance	YTD Balance	PROPOSED CHANGE	PROPOSED BUDGET	NEW BUDGET	Percent Expended	Unexpended
WATER 810	\$1,892,119.00	\$16,839.37	\$1,260,773.41	\$11,106.00	\$1,903,225.00	\$1,903,225.00		
WWTP 815	\$1,156,286.00	\$10,624.51	\$546,187.04	(\$45,230.00)	\$1,111,056.00	\$1,111,056.00		
WWTP 816	\$786,274.00	\$13,479.60	\$621,290.98	\$34,124.00	\$820,398.00	\$820,398.00		
DEBT SVC - 715	\$92,855.00	\$0.00	\$6,677.50	\$0.00	\$92,855.00	\$92,855.00		
DEBT SVC - 730	\$1,699,476.00	\$0.00	\$0.00	\$0.00	\$1,699,476.00	\$1,699,476.00		
DEBT SVC - 817	\$95,141.00	\$0.00	\$11,570.00	\$0.00	\$95,141.00	\$95,141.00		
WWTP PROJECT	\$16,512,000.00	\$0.00	\$0.00	\$0.00	\$16,512,000.00	\$16,512,000.00		
STORM WATER 865	\$353,318.00	\$0.00	\$228,106.73	\$0.00	\$353,318.00	\$353,318.00		
STORM WATER 868	\$394,927.00	\$0.00	\$392,574.18	\$0.00	\$394,927.00	\$394,927.00		
	<u>\$22,982,396.00</u>	<u>\$40,943.48</u>	<u>\$3,067,179.84</u>	<u>\$0.00</u>	<u>\$22,982,396.00</u>	<u>\$22,982,396.00</u>		
GRAND TOTAL	<u>\$22,982,396.00</u>	<u>\$40,943.48</u>	<u>\$3,067,179.84</u>	<u>\$0.00</u>	<u>\$22,982,396.00</u>	<u>\$22,982,396.00</u>		

**Not all MTD Balance and YTD Balance columns were updated. Only the ones being amended were updated. srl

	Budget Estimate	MTD Balance	YTD Balance	PROPOSED CHANGE	PROPOSED BUDGET	NEW BUDGET	Percent Expended	Unexpended
001-910-6910 - TRANSFER OUT - GENERAL FUND	\$585,314.00	\$0.00	\$427,617.40	\$0.00	\$585,314.00	\$585,314.00	73.06%	\$157,696.60
005-910-6910 - TRANSFER OUT - HOTEL/MOTEL TAX	\$147,500.00	\$0.00	\$20,000.00	\$0.00	\$147,500.00	\$147,500.00	13.56%	\$127,500.00
121-910-6910 - TRANSFER OUT - LOST	\$825,000.00	\$0.00	\$0.00	\$0.00	\$825,000.00	\$825,000.00	0%	\$825,000.00
125-910-6911 - TRANSFER OUT - TIF	\$689,816.00	\$0.00	\$0.00	\$60,000.00	\$749,816.00	\$749,816.00	0%	\$689,816.00
210-910-6910 - TRANSFER OUT-DEBT SRV/SP ASSES	\$100,000.00	\$0.00	\$0.00	\$0.00	\$100,000.00	\$100,000.00	0%	\$100,000.00
600-910-6910 - TRANSFER OUT - WATER	\$92,855.00	\$0.00	\$61,903.36	\$0.00	\$92,855.00	\$92,855.00	66.67%	\$30,951.64
610-910-6910 - TRANSFER OUT - SEWER	\$2,044,517.00	\$0.00	\$230,027.36	\$0.00	\$2,044,517.00	\$2,044,517.00	11.25%	\$1,814,489.64
740-910-6910 - TRANSFER OUT	\$50,000.00	\$0.00	\$33,333.36	\$0.00	\$50,000.00	\$50,000.00	66.67%	\$16,666.64
820-930-6157 - SELF-FUNDING INS/TOTAL NONENTR	\$0.00	\$5,061.12	\$116,912.76	\$0.00	\$0.00	\$0.00	#DIV/0!	(\$116,912.76)
821-930-6158 - SELF-FUNDING INS BEN/WATER	\$0.00	\$8.99	\$159.26	\$0.00	\$0.00	\$0.00	#DIV/0!	(\$159.26)
821-930-6159 - SELF-FUNDING INS BEN/SEWER	\$0.00	\$221.24	\$2,230.07	\$0.00	\$0.00	\$0.00	#DIV/0!	(\$2,230.07)

GRAND TOTAL	\$4,535,002.00	\$5,291.35	\$892,183.57	\$60,000.00	\$4,595,002.00	\$4,595,002.00		
--------------------	----------------	------------	--------------	-------------	----------------	----------------	--	--

**Not all MTD Balance and YTD Balance columns were updated. Only the ones being amended were updated. srl



CITY COUNCIL MEMORANDUM

TO: Matthew R. Schmitz, MPA - City Manager

FROM: Matt Chesmore, Building Official

DATE OF MEETING: May 26, 2026

ITEM TITLE: Resolution to approve a Lot Combination Agreement for StealGard Inc., aka Geater Manufacturing

BACKGROUND:

On May 19th, 2026, Planning & Zoning Commission met and recommended that the City Council approve the combination of parcels 06.35.151.001, 06.35.151.004, and 06.35.151.005, formally known as 901 12th St NE, for the purpose of future expansion of the StealGard Inc, aka Geater Manufacturing facility. The attached agreement remedies this situation by allowing the Planning & Zoning Commission and the City Council to officially recognize the joining of these properties without requiring the owner to submit a full plat of survey or a similar document to effect this action.

DISCUSSION:

StealGard Inc has agreed to the terms set forth in the Agreement Regarding Lot Combination Exhibit A. The attached overview photo, Exhibit B, shows the three parcels.

RESULTS:

The City has established priorities during strategic planning sessions. This item supports the Vision from that session of **efficient and effective planning and prioritizing of all available resources**. This item helps achieve that vision by enabling development within the corporate borders.

FINANCIAL CONSIDERATION:

There is no significant financial consideration for this matter other than the staff's time in preparing the resolution. There will be fees for recording the agreement, but they have been budgeted for in the City's Administration budget.

RECOMMENDATION:

Staff recommends a motion to approve and authorize the Mayor to sign the resolution approving the lot combination agreement, and to add the recording fees to the previously approved claims listing.

RESOLUTION NO. 2026-

A RESOLUTION THAT APPROVES THE COMBINING OF PARCELS 06.35.151.001, 06.35.151.004, AND 06.35.151.005, IN THE REPLAT OF THE RAILROAD ADDITION IN THE CITY OF INDEPENDENCE, BUCHANAN COUNTY, IOWA

WHEREAS, Stealgard Inc. would like to expand their existing facility onto parcel 06.35.151.001 in the Replat of the Railroad Addition; and

WHEREAS, parcel 06.35.151.001, parcel 06.35.151.004, and parcel 06.35.151.005 were never joined together through any process approved by the City of Independence; and

WHEREAS, The Planning and Zoning Commission met on May 19th, 2026, and voted unanimously to recommend approval of this agreement; and

NOW, THEREFORE, Be It Resolved by the City Council of the City of Independence, Iowa, as follows:

SECTION 1. The City Council of the City of Independence, Iowa, agrees that these three parcels shall be joined in perpetuity and hereby authorizes the Mayor to sign a resolution to achieve that goal.

SECTION 2. Severability Clause. If any portion of this resolution shall be adjudged invalid or unconstitutional, such adjudication shall not affect the validity of the resolution as a whole or any portion not so adjudged.

SECTION 3. Repealer. All resolutions or parts of resolutions in conflict herewith are hereby repealed, to the extent of such conflict.

RESOLUTION NO. 2026- was passed and approved by a majority vote of the City Council of Independence, Iowa, on the 26th day of May 2026.

Record of Voting:

Ayes:

Nays:

Absent:

RESOLUTION NO. 2026- declared passed and adopted by the Mayor on this 26th day of May 2026.

Brad Bleichner, Mayor of the City of Independence, IA

ATTEST:

Susi Lampe, CMC, IaCMC, IaCFO,
Assistant City Manager/City Clerk/Treasurer of the City of Independence, IA

Preparer Information: Brian C. Eddy, 2349 Jamestown Ave., Suite 4, Independence, IA 50644, Phone: (319) 334-3704

Return Document To: Brian C. Eddy, 2349 Jamestown Ave., Suite 4, Independence, IA 50644, Phone: (319) 334-3704

AGREEMENT REGARDING LOT COMBINATION

I, Scott D. Geater as President of Stealgard, Inc., an Iowa Corporation, am the owner of the following described property located in Buchanan County, Iowa, legally described as:

Lots 13 and 22 of Replat of Railroad Addition to Independence, Buchanan County, Iowa AND all that part of 11th Avenue NE adjacent to Lot 13 of Railroad Replat, from the North line of existing railroad right-of-way to the South line of 12th Street, NE, Independence, Buchanan County, Iowa. (the "Property").

***The Auditor is hereby requested to combine Parcel No. 0635151001, 0635151004 and 0635151005 into one tax parcel.**


The purpose of this Agreement is to set forth my understanding and agreement to bind the Property made up of more than one platted lot, together as one, to agree to at no time to transfer one lot without the other, in recognition of the fact that to do so would be violative of the Independence, Iowa Code of Ordinances, and to further acknowledge my understanding and Agreement is irrevocable and shall run with the land, binding on my heirs, transferees, and successors in interest.

The City Council of the City of Independence approved this agreement by Resolution _____ on the ____ day of _____, 2026, in lieu of requiring Stealgard, Inc. to obtain a survey officially combining said lots to one parcel, as a means of resolving setback concerns for proposed improvements to be constructed on the Property, over the shared lot line of the lots described above.

Words and phrases herein, including acknowledgment hereof, shall be construed as in the singular or plural number, and as masculine or feminine gender, according to the context.

Dated: May 6, 2026

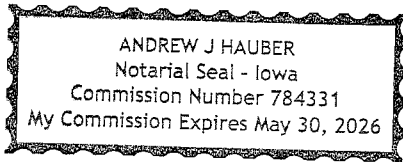
Stealgard, Inc.

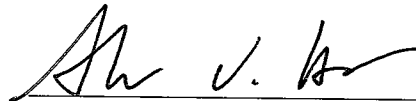


Scott D. Geater, President

STATE OF IOWA, COUNTY OF BUCHANAN:

This instrument was acknowledged before me on this 6th day of May, 2026, by Scott D. Geater as President of Stealgard, Inc., an Iowa Corporation.





Notary Public

Exhibit B



0635101007

0635101008

0635101000

0634229023

12TH ST NE

0635151001

0635151004

0635151005

0635151000

0634277008

8TH AVE NE

0635154002

10TH ST NE

11TH AVE NE



CITY COUNCIL MEMORANDUM

TO: Matthew R. Schmitz, MPA - City Manager

FROM: Susi Lampe, CMC, IaCMC, IaCFO – Assistant City Manager/City Clerk/Treasurer

DATE OF MEETING: May 26, 2026

ITEM TITLE: Commercial Restoration Rehab Grant Application – 119 1st St E

BACKGROUND:

Heather Federspiel of Wapsie Realty submitted the application on May 12, 2026. This is the building that houses Ninny Frank's. The work to be done is included in the agenda packet and will be on four sides of the building.

Per the program's requirements, it states:

Applications for assistance are limited to a maximum of 33.3% of the costs or \$5,000 per side, whichever is lowest. Under no circumstances shall an applicant be eligible for more than \$20,000 overall. Construction costs will be tallied to determine the percentage/\$\$ figure for assistance.

DISCUSSION:

The maximum calculated amount that the City can award under the program is \$9,043.61, which is 33.3% of the overall project costs of \$27,158. This is the limiting factor, since it is less than \$20,000, which is the limit for four sides.

RESULTS:

The City has established priorities during strategic planning sessions. This item supports the Vision from that session of **encouraging a supportive environment for businesses, workforce, and economic development**, and **promoting and encouraging community involvement and engagement**. This item helps achieve that vision by supporting existing businesses and assisting them with remodeling to keep their buildings vibrant and attractive.

FINANCIAL CONSIDERATION:

This program is funded with Tax Increment Financing dollars and must be included in the Fiscal Year 2028 certification report.

RECOMMENDATION:

Staff recommends a motion to approve the Commercial Restoration Rehab Grant Application with Wapsie Realty in the amount of \$9,043.61.



**INDEPENDENCE COMMERCIAL
RESTORATION-REHABILITATION-NEW CONSTRUCTION
PROGRAM APPLICATION**

Business or Applicants Name: Heather Federspiel/Wapsie Prop.

Business or Applicant Address: 119 1st St E, Independence

Contact Phone: 319-327-4992 Fax: N/A

E-mail Address: heather@wapsierealty.com

Are you the legal owner of this property? Yes No

If no, who is the legal owner/s? _____

Address: _____

Contact Phone: _____ Fax: _____

E-mail Address: _____

Contractor Name: HR Masonry / Rob Scott

Contractor Phone: 319-551-9866 Fax: _____

Estimated Start Date: mid/late summer

Do you have public liability/premise insurance? Yes No
You may be required to submit an affidavit of coverage limits.

Have you secured the necessary building permits? Yes No
Note: Starting the planned work without a building permit will render this application invalid.

Plans and bid cost estimates attached: Yes No (If No, an explanation please)

Heather Federspiel
Signature of Applicant

5-12-26
Date

Heather Federspiel
Signature of Property Owner (as necessary)

5-12-26
Date

H&R MASONRY, LLC

521 12th St NE
Independence, IA 50644

Estimate

Date	Estimate No.
4/21/2026	871

Name/Address

		Project	
		119 1St E Building	
Description	Qty	Rate	Total
H&R Masonry to provide labor and material for 119 1 St E building		0.00	0.00
Joint prep (Grinding)		7,386.00	7,386.00
Tuckpointing (Red coloring)		9,520.00	9,520.00
Masonry Repair / Infill (Backside of building)		5,340.00	5,340.00
Mortar		1,012.00	1,012.00
Manlift Monthly Rental 3900.00	1	3,900.00	3,900.00
Estimate assumes normal tuckpointing. Any unseen problem areas will be notified to customer, and will be at an extra cost.		0.00	0.00
		Total	\$27,158.00

Thanks Heather

Web Site
hrmasons.com



CITY COUNCIL MEMORANDUM

TO: Matthew R. Schmitz, MPA - City Manager

FROM: Susi Lampe, CMC, IaCMC, IaCFO – Assistant City Manager/City Clerk/Treasurer

DATE OF MEETING: May 26, 2026

ITEM TITLE: Commercial Restoration Rehab Grant Application – 121 1st St E

BACKGROUND:

Heather Federspiel of Wapsie Realty submitted the application on May 12, 2026. This is the building that houses Indee Area Gymnastics Academy. The work to be done is included in the agenda packet and will be on two sides of the building.

Per the program's requirements, it states:

Applications for assistance are limited to a maximum of 33.3% of the costs or \$5,000 per side, whichever is lowest. Under no circumstances shall an applicant be eligible for more than \$20,000 overall. Construction costs will be tallied to determine the percentage/\$\$ figure for assistance.

DISCUSSION:

The maximum calculated amount that the City can award under the program is \$7,265.39, which is 33.3% of the overall project costs of \$21,818. This is the limiting factor since it is less than \$10,000, which would be the limit for two sides.

RESULTS:

The City has established priorities during strategic planning sessions. This item supports the Vision from that session of **encouraging a supportive environment for businesses, workforce, and economic development**, and **promoting and encouraging community involvement and engagement**. This item helps achieve that vision by supporting existing businesses and assisting them with remodeling to keep their buildings vibrant and attractive.

FINANCIAL CONSIDERATION:

This program is funded with Tax Increment Financing dollars and must be included in the Fiscal Year 2028 certification report.

RECOMMENDATION:

Staff recommends a motion to approve the Commercial Restoration Rehab Grant Application with Wapsie Realty in the amount of \$7,265.39.



INDEPENDENCE COMMERCIAL RESTORATION-REHABILITATION-NEW CONSTRUCTION PROGRAM APPLICATION

Business or Applicants Name: Heather Federspiel / Wapsie Prop

Business or Applicant Address: 121 1st St E, Independence

Contact Phone: 319-327-4992 Fax: -

E-mail Address: heather@wapsie.com

Are you the legal owner of this property? Yes X No

If no, who is the legal owner/s? -

Address: -

Contact Phone: - Fax: -

E-mail Address: -

Contractor Name: HR Masonry / Rob Scott

Contractor Phone: 319-551-9866 Fax: -

Estimated Start Date: mid/late summer

Do you have public liability/premise insurance? X Yes - No

Have you secured the necessary building permits? - Yes X No

Plans and bid cost estimates attached: X Yes - No (If No, an explanation please)

Signature of Applicant

5-12-26

Date

Signature of Property Owner (as necessary)

5-12-26

Date

H&R MASONRY, LLC

521 12th St NE
Independence, IA 50644

Estimate

Date	Estimate No.
4/21/2026	872

Name/Address

Description	Qty	Project	
		Rate	Total
121 1 St E Building			
H&R Masonry to provide labor and material for 121 1St E Building		0.00	0.00
Joint prep (Grinding)		7,386.00	7,386.00
Tuckpointing (Red coloring)		9,520.00	9,520.00
Mortar		1,012.00	1,012.00
Manlift Monthly Rental 3900.00	1	3,900.00	3,900.00
Estimate assumes normal tuckpointing. Any unseen problem areas will be notified to customer, and will be at an extra cost.		0.00	0.00
		Total	\$21,818.00

Thanks Heather

Web Site
hrmasons.com