



# REGULAR CITY COUNCIL MEETING

Monday, March 23, 2026 at 5:30 PM

Council Chambers - 331 First Street East

## AGENDA

---

### RULES OF PROCEDURE

Meeting is live-streamed on the Indytel Local Access Channel, YouTube, and Facebook. Per the Rules of Procedure for Conduct of City Council Business, the length of any meeting shall be limited to three (3) hours. This limitation may be extended for any particular meeting by a super majority (two-thirds (5 out of 7)) vote to suspend the rules and extend the meeting by the time required. The Mayor shall be responsible for enforcing this rule.

### MEETING OPENING

1. Pledge of Allegiance
2. Roll Call
3. Approve the Agenda

*The agenda may be amended to remove items during this time, but no items may be added to the agenda.*

4. Proclamation
5. Public Comment

*Welcome to Visitors: 5-minute time limitation for speaking, no profanity will be tolerated, and no personal attacks against Council Members or City Staff will be allowed. **The Council is unable to respond or take any action at this time.** Please state your name and address before addressing the Council for the official record.*

### CONSENT AGENDA

6. Accept and Approve Consent Agenda
  - a. The minutes of the March 9th, 2026, regular meeting.

***All items listed under the Consent Agenda will be enacted by one motion. There will be no separate discussion of these items unless a request is made prior to the time the Council Votes on the motion.***

### FINANCIALS

7. Approve the Claims
8. Revenues and Expenses to date – *Information Only*
9. Transfers – *Information Only*

### HEARINGS / ORDINANCES

10. Set a hearing for the Fiscal Year 2027 Budget
11. Second Reading of an Ordinance Amendment to Chapter 69 – Parking Regulations
12. Public Hearing for the Proposed Rezoning Request of A-1 Agricultural to R-3 Residential
13. First Reading of an Ordinance Amendment to Chapter 170 Zoning Regulations

### REPORTS

*Reminder to Council that reports is not for group discussion on items not on the agenda. This is the time to give shout-outs to people or groups. If you would like to talk about an item for a future meeting, you can ask for it here but there can not be further discussion on the item as it could lead to an open meeting law violation.*

**14. Council Members**

**15. Staff/Other**

- City Manager
- Mayor
- Other Department Heads / Staff

**ADJOURNMENT**

This agenda is subject to change.



## CITY COUNCIL MEMORANDUM

---

**TO:** City Council

**FROM:** Matthew R. Schmitz, MPA - City Manager

**DATE OF MEETING:** March 23, 2026

**ITEM TITLE:** Proclamation

---

### **BACKGROUND:**

One proclamation has been requested to be read at this meeting:

1. Child Abuse Prevention Month Proclamation for April 2026

The Mayor will read the proclamation.

### **DISCUSSION:**

N/A

### **RESULTS:**

The City has established priorities during strategic planning sessions. This item supports the Vision from that session of **promoting and encouraging community involvement and engagement**. This item helps achieve that vision by supporting organizations in the community and declaring certain months for certain topics which are important to the community.

### **FINANCIAL CONSIDERATION:**

N/A

### **RECOMMENDATION:**

N/A



# CHILD ABUSE PREVENTION MONTH PROCLAMATION APRIL 2026

Item #4.

WHEREAS, child abuse and neglect are serious public health issues that can have lasting harmful effects on individuals, families, and communities; and

WHEREAS, prevention is possible through the implementation of effective policies, strategic investments, and community-based supports that reduce the economic and human costs associated with child maltreatment; and

WHEREAS, a child’s early experiences profoundly shape their future, and children thrive when raised by loving caregivers in safe, stable homes with nurturing relationships; and

WHEREAS, families who receive support before a crisis occurs are better equipped to provide safe, healthy, and supportive environments for their children; and

WHEREAS, childhood trauma, including abuse and neglect, can result in long-term psychological, emotional, and physical consequences that may extend into future generations; and

WHEREAS, strengthening families through access to concrete economic assistance, social services, and community-based supports reduces the likelihood of abuse and neglect and builds a strong foundation for lifelong well-being; and

WHEREAS, effective prevention efforts are built upon partnerships among child welfare professionals, educators, healthcare providers, community and faith-based organizations, businesses, law enforcement, and families; and

WHEREAS, communities must make every effort to promote programs and initiatives that foster strong, thriving children and families, and work collaboratively to increase awareness and promote social and emotional well-being in safe, stable, and nurturing environments; and

WHEREAS, prevention remains our most powerful strategy to protect children and strengthen families;

NOW, THEREFORE, I, on behalf of the City of Independence, Iowa, do hereby proclaim April 2026 as **Child Abuse Prevention Month** and urge all citizens to recognize this observance by dedicating themselves to improving the quality of life for all children and families in our community.

Together, we can create a community where every child grows up happy, healthy, safe, and filled with hope for the future.

**Powered by Hope. Strengthened by Prevention.**

\_\_\_\_\_  
City of Independence Mayor Signature

\_\_\_\_\_  
Date

\_\_\_\_\_  
City of Independence Manager Signature

\_\_\_\_\_  
Date



**CITY COUNCIL CONSENT  
ITEM A**

---

The Independence City Council met in regular session in the council chambers at 5:30 p.m., on Monday, March 9, 2026.

**OPENING/ROLL CALL**

Mayor Bleichner opened the meeting by calling the meeting to order with Council Members Weber, Hanna, Moore, Prusator, Mayner, O’Loughlin, and Appleby in attendance.

This meeting was available for public attendance. The meeting was also broadcast on the local access channel, YouTube, and Facebook.

**APPROVE THE AGENDA**

Motion by Council Member Mayner, second by Council Member O’Loughlin to approve the agenda as presented for the regular meeting held March 9, 2026. Ayes: All.

**PUBLIC COMMENT**

Chelley Pratt, Project Director for the Senior Community Service Employment Program, presented information on a Title V Program that helps older Americans gain skills to return to the workforce.

**CONSENT AGENDA**

Motion by Council Member O’Loughlin, second by Council Member Weber to accept and approve the consent agenda that approves the following: a) The minutes of the February 23, 2026, Regular Meeting. b) Request to hunt within City Limits from Curtis Cooksley for the October 2026 to January 2027 bowhunting season. c) Walmart Inc. Class E retail alcohol license ownership amendment. Ayes: All.

**FINANCIALS**

Motion by Council Member Mayner, second by Council Member Weber to approve the following bills for payment. Ayes: All.

ADP	PAYROLL SVCS	\$111,731.57
AIR SERVICES INC	SERVICES-W	\$300.00
AMAZON CAPITAL SERVICES	SUPPLIES-CH,PD,F,W	\$1,584.38
ANGELA KILER	PHONE ALLOW	\$50.00
ASSURITY LIFE INSURANCE CO	ASSUR CRIT ILL	\$586.64
BAKER, NICK	REIMB-W	\$271.27
BAUER BUILT	VEH REPAIR-F	\$340.20
BLAKE HAYWARD	PHONE ALLOW	\$50.00
BLEICHNER, BRAD	PHONE ALLOW	\$100.00
BRAD ESCH	PHONE ALLOW	\$50.00
BRENT RECK	PHONE ALLOW	\$50.00
BRIAN LAU	PHONE ALLOW	\$50.00
CARD SERVICES-VISA	MISC EXP-CH,B,A	\$1,955.58
CITY LAUNDERING CO. INC	MISC EXP-PD,W	\$163.21
COLE'S ACE HARDWARE	SUPPLIES-PR,ST,W,CH	\$1,366.04
CONNIE MCDONALD	UNIFORM-PD	\$28.00
CONSOLIDATED ENERGY CO	FUEL-A,ST	\$2,878.03
CY & CHARLEY'S FIRESTONE INC	VEH REPAIR-W	\$110.93
DANKO EMERGENCY EQUIPMENT COCL	EQUIP-F	\$16,008.00
DELL MARKETING, LP	EQUIP-PR	\$1,093.69
DELTA DENTAL OF IOWA	DENTAL BENEFIT	\$4,333.08
DINGES FIRE COMPANY	EQUIP-F	\$3,275.79
DON'S TRUCK SALES INC	VEH REPAIR-ST	\$118.72
DUNLAP MOTORS INC	SUPPLIES-W	\$695.00
ELITE LAND IMPROVEMENT, LLC	SERVICES-W	\$6,485.00
EMPLOYEE BENEFIT SYSTEMS	MISC EXP BENEFIT	\$5,291.35
EUROFINS ENVIRONMENT TESTING	LAB ANALYSIS-W	\$1,719.44
FEHR-GRAHAM & ASSOCIATES LLC	SERVICES-B	\$8,935.25

REGULAR MEETING

MONDAY, MARCH 9, 2026

23

FLETCHER-REINHARDT CO	EQUIP REPAIRS-ST,PR	\$827.20
GUARDIAN	LIFE-LTD-ADD	\$1,449.21
IMFOA	DUES-CH	\$20.00
INDEPENDENCE LIGHT & POWER	MISC EXP-PD,CH	\$412.58
INDEPENDENCE NAPA	SUPPLIES-F,ST,W,PR,A	\$65.77
INDEPENDENCE PLUMBING, HEATING	SERVICES-PR	\$281.16
JOHN BUTLER	PHONE ALLOW	\$50.00
JOHN DEERE FINANCIAL	SUPPLIES-ALL	\$2,089.62
J & R SUPPLY INC	SUPPLIES-W	\$2,078.00
KAY PARK REC CORP	EQUIP-PR	\$3,230.00
KIRKWOOD COMMUNITY COLLEGE	TRAINING-F	\$70.00
KLUESNER SANITATION, LLC	GARBAGE-G	\$47,057.92
LADY EXPOS TOURNAMENT	TOURNEY FEES-PR	\$100.00
LEGALSHIELD	LEGAL/ID BENEFIT	\$174.55
LYNX YOUTH BASEBALL	TOURNEY FEES-PR	\$325.00
MANCHESTER KIDS LEAGUE	TOURNEY FEES-PR	\$1,100.00
MATTHEW SCHMITZ	PHONE ALLOW	\$100.00
MICROBAC LABORATORIES, INC	LAB ANALYSIS-W	\$158.25
MIDAMERICAN ENERGY COMPANY	UTILITIES-CH,PR,PD	\$3,640.13
NEJDL, MICHELLE	PHONE ALLOW	\$50.00
OELWEIN PUBLISHING COMPANY	PUBLICAT-CH	\$380.60
PEPSI-COLA GEN. BOT. IN	SUPPLIES-PR	\$487.25
PINE GROVE SHOES & MORE	SAFETY EQUIP-ST	\$56.50
PITNEY BOWES GLOBAL FINANCIAL	MISC EXP-CH	\$623.32
PRECISION PLUMBING, HEATING,	SERVICES-ST	\$540.00
PRINT EXPRESS	PRINTING-PD	\$95.00
RACOM CORPORATION	VEH REPAIR-F	\$1,105.00
RADIO COMMUNICATIONS CO INC	EQUIP-PR	\$1,006.47
RITLAND KUIPER LANDSCAPE ARCHI	SERVICES-ST	\$22,598.99
RJS WELDING LLC	REPAIR-W	\$60.00
ROBERT BEATTY	PHONE ALLOW	\$50.00
SIGNS & MORE LLC	MISC SVC-CH	\$101.36
S&K COLLECTIBLES	SHIPPING-W	\$16.90
SOBIESKI, LANE	PHONE ALLOW	\$50.00
SOUKUP, BRETT	PHONE ALLOW	\$50.00
SPAHN & ROSE LUMBER COMPANY	SUPPLIES-ST,PR,A	\$3,552.69
STATE STREET BANK & TRUST CO	RETIRE BENEFIT	\$7,651.03
TASC	FLEX MED/DEP CARE	\$1,497.28
T-MOBILE	PHONE-B,F,CH,PR,PD,W	\$1,042.44
TRAVIS FOLEY	PHONE ALLOW	\$50.00
TRENTON CABELL	PHONE ALLOW	\$50.00
UNITYPOINT HEALTH AT WORK	SERVICES-PR	\$273.00
USA BLUE BOOK	SUPPLIES-W	\$1,067.65
VERIZON WIRELESS	PHONE-F	\$7.02
VERN'S TRUE VALUE	SUPPLIES-PR,F,ST	\$322.00
WEX BANK	FUEL-A,F,PD,PR,W	\$2,851.02

**CLAIMS TOTAL \$278,486.08;** General Fund \$150,286.23; Library \$10,537.96; Streets Dept-Road Use \$17,147.52; Employee Benefits \$11,456.04; Cap Outlay Savings/LOST \$20,696.55; Cap Project-1<sup>st</sup> St W Reconstruction \$22,598.99; Water Fund \$16,674.05; Sewer Utility Fund \$23,797.39; Self Insurance \$5,061.12; Self Insurance-Enterprise \$230.23.

**REVENUES MONTH TO DATE TOTAL \$122,730.42;** General Fund \$24,552.64; Library \$327.10; Employee Benefits \$3,503.83; Water Fund \$29,997.02; Sewer Utility \$54,861.95; Storm Water \$4,196.53; Self Insurance \$5,061.12; Self Insurance-Enterprise \$230.23.

The February 2026 bank reconciliation and the revenues and expenses by department to date were available for

council review and discussion.

### HEARINGS & ORDINANCES

Council Member Weber with a motion to approve the first reading of an ordinance that amends provisions pertaining to Chapter 69 – Parking Regulations, second by Council Member Moore. Mayor Bleichner stated the revisions are to Section 69.09 and 69.11 to remove the parking regulations on the north side of 2<sup>nd</sup> Street NE between 2<sup>nd</sup> and 3<sup>rd</sup> Avenues NE. Council Member Hanna asked if the handicap parking signs had been removed in front of the one building? City Manager Schmitz said the area will be looked at and taken care of accordingly. The roll being called the following Council Members voted: Ayes: Hanna, Moore, Prusator, Mayner, Appleby, and Weber. Nays: O’Loughlin. Council Member Weber with a motion that the statutory rule requiring an ordinance to be considered and voted on for passage at two Council meetings prior to the meeting at which it is to be finally passed be suspended, second by Council Member Hanna. The roll being called the following Council Members voted: Ayes: Moore, Prusator, Mayner, Weber, and Hanna. Nays: O’Loughlin and Appleby.

### RESOLUTIONS

Council Member O’Loughlin with a motion to approve and authorize the Mayor to sign the resolution approving the contract and performance and/or payment bonds for the 2026 Street Rehabilitation Project, and to authorize the City Manager to sign the contract, second by Council Member Weber. Council Member Moore asked what the total special assessment was for the residents and businesses impacted by the project? City Manager Schmitz replied he did not have the information available but would look into it. The roll being called the following Council Members voted: Ayes: Mayner, O’Loughlin, Weber, Hanna, and Prusator. Nays: Appleby and Moore.

#### **Resolution adopted and upon approval by Mayor assigned No. 2026-16 in the Official Book of Resolutions.**

Council Member Hanna with a motion to approve and authorize the Mayor to sign the resolution approving the preliminary plat of survey for the Jackson Green 7<sup>th</sup> Addition, noting that it complies with the City Ordinances, with the exception of 175.37,1 C (5), which requires a cul-de-sac not to exceed 500 feet in length, which by approval of the attached resolution, is extended as shown on the attached preliminary plat, but only for this preliminary plat, second by Council Member Prusator. Mayor Bleichner identified the plat of the area of land at the intersection of 6<sup>th</sup> Avenue SW and Enterprise Drive. He wants the development to move forward but has concerns with the preliminary plat. He drafted a letter to the Planning & Zoning Commission to consider before they made their decision at the February 23, 2026, meeting. Planning & Zoning recommended the City Council approve the preliminary plat as submitted with a 3-2 vote. The City has actively pursued grant opportunities to finish the trail from Enterprise to 6<sup>th</sup> Avenue SW and has been successful. There are lots in the preliminary plat that would have driveways that would go over the trail’s location. When the City adopted SUDAS, SUDAS did not overwrite the City’s Code. While there are other cul-de-sacs longer than 500 feet in Independence, it does not mean the City has to continue to allow that. The City Council has the option to approve the resolution as presented while it does make mention that the preliminary plat complies with City Code with the exception of 175.37,1 C (5). Council Member O’Loughlin encouraged the rest of the Council to vote no because of the driveways that enter directly on Enterprise Drive. Council Member Moore asked why the road couldn’t continue through Lot 9 instead of creating a cul-de-sac? Mayor Bleichner stated he had that same concern. Council Member Moore said he would be in favor of it being a through street in the event of a fire or similar situation. There are several houses with only one way in or out of that area. Council Member Hanna asked if Fire Chief Hayward could come up to speak about the cul-de-sac and fire trucks. Fire Chief Hayward stated he attended the February 23, 2026, Planning & Zoning meeting. The department has been involved with this preliminary plat for a while. The department’s biggest concern was there were not enough hydrants in the event of a fire. The preliminary plat was modified to allow for more hydrants. Chief Hayward said that the current fire trucks are able to get in and out of other current cul-de-sacs. Council Member Prusator asked who was responsible for maintaining the trail across the proposed driveway locations? There are driveways that go over sidewalk throughout town and that doesn’t seem to be as big of an issue. City Manager Schmitz said the City would be responsible for trail maintenance and would work with the property owner if work needed to be done. The City would only pay for work related to the trail and not for pavement outside of the trail’s locations. Council Member O’Loughlin said that trails and sidewalks are treated differently in the City’s Code. Council Member Moore asked what if there was a fire at the house on lot 2 once the area was developed? There is no other way out of the area for the other households. Council Member Hanna asked why it couldn’t be turned into having a through street? Brian Crawford, Crawford Engineering, stated that the trail portions that were expected to be part of a driveway would be built with different specifications to handle the vehicle traffic. Ron and Janice Ohl wanted to develop a quiet area for families. They had looked at different concept plans before finally deciding upon the cul-de-sac plan. In the preliminary plat, there are 14 lots that face the cul-de-sac road. For the homes that would have driveways on 6<sup>th</sup> Avenue SW and Enterprise Drive, the homes could be custom built to allow the homeowner room to back out of their garage and drive out onto the respective roads to help with addressed safety concerns previously mentioned. Council Member Hanna asked if the Council sent the plat back to Planning and Zoning, what would be the Council’s direction for them? City Manager Schmitz explained potential directions the Council could give the Planning & Zoning Commission if that is what Council wanted to do. The roll being called the following Council Members voted: Ayes: Appleby, Weber, Hanna, Moore, and Prusator. Nays: O’Loughlin and Mayner.

**Resolution adopted and upon approval by Mayor assigned No. 2026-17 in the Official Book of Resolutions.**

Council Member Mayner with a motion to approve and authorize the Mayor to sign the resolution appointing Bill Lake to the Planning and Zoning Commission, second by Council Member O'Loughlin. Mayor Bleichner stated Stephanie Sailer will be moving soon and submitted her resignation. Bill Lake was previously on the Commission and attended all the meetings. The roll being called the following Council Members voted: Ayes: Weber, Hanna, Moore, Prusator, Mayner, O'Loughlin, and Appleby.

**Resolution adopted and upon approval by Mayor assigned No. 2026-18 in the Official Book of Resolutions.**

Council Member Moore with a motion to approve and authorize the Mayor to sign the resolution that sets a public hearing on March 23, 2026, at 5:30 pm for the consideration of a rezoning request from A-1 Agricultural to R-3 Residential within the City of Independence, Buchanan County, Iowa, second by Council Member Mayner. City Manager Schmitz identified the area of land being at the end of Pine Drive. Steve Gee has the intention of selling the property if it is rezoned. The roll being called the following Council Members voted: Ayes: Hanna, Moore, Prusator, Mayner, O'Loughlin, and Weber. Nays: Appleby.

**Resolution adopted and upon approval by Mayor assigned No. 2026-19 in the Official Book of Resolutions.****OTHER BUSINESS**

Council Member O'Loughlin with a motion to extend the 28E agreement to align with the AMR contract completion date of October 31, 2026, second by Council Member Appleby. Mayor Bleichner spoke of the 28E agreement that was entered into in May 2021 and had a term length of 5 years with no language of it being extended. The City has budgeted funds through June 2026. The 28E participants are the City of Independence, Buchanan County, and the Hospital. The Hospital and AMR are in the contract for ambulance services being provided currently within Buchanan County and that contract ends October 31, 2026. Council Member O'Loughlin pointed out that residents are paying taxes to each entity for ambulance services currently. Mayor Bleichner explained that a yes vote means the Council wants to extend the 28E agreement and a no vote means that the 28E will be done at the end of June 2026. The roll being called the following Council Members voted: Nays: Moore, Prusator, Mayner, O'Loughlin, Appleby, Weber, and Hanna.

Council Member O'Loughlin with a motion to approve the proposal for professional engineering services from Fehr Graham to conduct the Pines First and Third Additions Stormwater Study, and to authorize the City Manager to sign the proposal, second by Council Member Prusator. Council Member O'Loughlin stated he drove that area during the recent heavy rains and did see that some back yards did have water in them. Council Member Hanna asked if the homeowners would be notified when Fehr Graham would be doing their surveying work? City Manager Schmitz said the request would be passed along to Fehr Graham. The roll being called the following Council Members voted: Ayes: Prusator, Mayner, O'Loughlin, Appleby, Weber, Hanna, and Moore.

Council Member O'Loughlin with a motion to approve the \$8,500.00 revised proposal for MEP services with Martin Gardner Architecture, and to authorize the City Manager to sign the contract, second by Council Member Mayner. The roll being called the following Council Members voted: Ayes: Mayner, O'Loughlin, Appleby, Weber, Hanna, Moore, and Prusator.

Council Member Weber with a motion to approve and authorize the City Manager to sign the vehicle purchase and transfer agreement with Black Hawk County, second by Council Member Moore. The roll being called the following Council Members voted: Ayes: O'Loughlin, Appleby, Weber, Hanna, Moore, and Prusator. Abstain: Mayner.

**REPORTS**

The following comments were heard from Council and Staff: Hanna – Attended the Oakwood Cemetery meeting last Saturday. Discussions need to be held with Parks and Recreation Director Beatty about getting rock and organizing clean-up help. Moore – He attended the recent Board of Supervisors meeting and the tax statement should be mailed out and in people's homes at the end of the week. Mayner – Attended the open house at the Airport that was part of the Library's One Book One Independence. City Manager – In the Fiscal Year 2027 budget, the Street Department had planned to purchase a diamond grinder to be used on streets. With the upcoming events this year, he would like to purchase this sooner to allow the Street Department enough time to prepare streets. The tax notice is misleading as it automatically assumes a 10% increase. City Clerk/Treasurer – The City does not mail anything out related to the proposed property tax levy or the final property tax levy. The City is only required to publish the notices in the paper.

**ADJOURNMENT**

Motion by Council Member O'Loughlin, second by Council Member Mayner to adjourn. Ayes: All.

Whereupon Mayor Bleichner declared the meeting adjourned at 6:42 p.m.

\_\_\_\_\_  
Brad Bleichner, Mayor of the City of Independence, Iowa

ATTEST:

\_\_\_\_\_  
Susi Lampe, CMC, IaCMC, IaCFO,  
Assistant City Manager/City Clerk/Treasurer of the City of Independence, Iowa

DRAFT



## CITY COUNCIL MEMORANDUM

---

**TO:** City Council

**FROM:** Susi Lampe, CMC, IaCMC, IaCFO – Assistant City Manager/City Clerk/Treasurer

**DATE OF MEETING:** March 23, 2026

**ITEM TITLE:** Approve the Claims

---

**BACKGROUND:**

Presentation of claims for payment for the prior period as shown attached.

**DISCUSSION:**

This is an opportunity for the Council to ask any questions about any claims presented for payment. The listing of the claims is attached for review.

**RESULTS:**

The City has established priorities during strategic planning sessions. This item supports the Vision from that session of **efficient and effective planning and prioritizing of all available resources**. This item helps achieve that vision by ensuring that the City's bills are paid in a timely manner.

**FINANCIAL CONSIDERATION:**

Items vary in where they are budgeted from, but all expenditures are either budgeted or have been approved by previous Council Actions.

**RECOMMENDATION:**

Staff recommend a motion to approve the claims for payment.

**Independence City**  
Purchase Order Listing By Vendor Name

03/22/2026  
Item #7.  
AM

Ranges	Item Status	Purchase Types	Misc
<i>Range: First to Last</i> <i>Rcvd Batch Id Range: First to Last</i> <i>Received Date Range: 03/11/26 to 03/24/26</i>	<i>Open: N</i> <i>Void: N</i> <i>Paid: Y</i> <i>Held: N</i> <i>Aprv: Y</i> <i>Rcvd: N</i>	<i>Bid: Y</i> <i>State: Y</i> <i>Other: Y</i> <i>Exempt: Y</i>	<i>P.O. Type: All</i> <i>Format: Condensed</i> <i>Include Non-Budgeted: Y</i> <i>Prior Year Only: N</i> <i>Vendors: All</i>

Vendor #	Name	P.O. #	PO Date	Description	Status	Amount	Void Amount	Contract	PO Type
ACCES005	ACCESS SYSTEMS LEASING								
26-03497	EQUIP CONTRACT-ALL		03/24/26		Open	\$1,746.98	\$0.00		
ADP00005	ADP								
26-03456	PAYROLL SVCS		03/06/26		Open	\$335.75	\$0.00		
26-03701	FED/FICA/STATE-ALL		03/19/26		Open	\$28,799.62	\$0.00		
26-03702	PAYROLL CHECKS		03/19/26		Open	\$84,775.70	\$0.00		
26-03716	PAYROLL SVCS		03/20/26		Open	\$49.64	\$0.00		
	<b>Vendor Total:</b>					<b>\$113,960.71</b>			
ADVAN005	ADVANCE AUTO PARTS								
26-03458	MISC EXP-A		03/24/26		Open	\$36.33	\$0.00		
26-03459	MISC EXP-A		03/24/26		Open	\$54.89	\$0.00		
26-03460	MISC EXP-A		03/24/26		Open	\$11.09	\$0.00		
	<b>Vendor Total:</b>					<b>\$102.31</b>			
ALBUR010	ALBURNETT YOUTH SPORTS								
26-03462	TOURNEY FEE-PR		03/10/26		Open	\$325.00	\$0.00		
AMAZO005	AMAZON CAPITAL SERVICES								
26-03580	MISC EXP-L		03/24/26		Open	\$16.25	\$0.00		
26-03581	MISC EXP-L		03/24/26		Open	\$17.60	\$0.00		
26-03583	MISC EXP-L		03/24/26		Open	\$19.09	\$0.00		
26-03584	MISC EXP-L		03/24/26		Open	\$37.91	\$0.00		
26-03585	MISC EXP-L		03/24/26		Open	\$116.48	\$0.00		
26-03586	MISC EXP-L		03/24/26		Open	\$242.88	\$0.00		
26-03587	MISC EXP-L		03/24/26		Open	\$102.80	\$0.00		
26-03588	MISC EXP-L		03/24/26		Open	\$19.96	\$0.00		
26-03589	MISC EXP-L		03/24/26		Open	\$90.83	\$0.00		
26-03590	MISC EXP-L		03/24/26		Open	\$17.60	\$0.00		
26-03591	MISC EXP-L		03/24/26		Open	\$21.61	\$0.00		
26-03592	MISC EXP-L		03/24/26		Open	\$17.39	\$0.00		
26-03593	MISC EXP-L		03/24/26		Open	\$17.60	\$0.00		
26-03594	MISC EXP-L		03/24/26		Open	\$117.15	\$0.00		
26-03595	MISC EXP-L		03/24/26		Open	\$16.50	\$0.00		
26-03596	MISC EXP-L		03/24/26		Open	\$15.95	\$0.00		
26-03597	MISC EXP-L		03/24/26		Open	\$16.00	\$0.00		
26-03697	MISC EXP-L		03/24/26		Open	\$41.38	\$0.00		
	<b>Vendor Total:</b>					<b>\$944.98</b>			
ARMOR005	ARMOR EQUIPMENT								
26-03461	ROLLER CHAIN-W		02/24/26		Open	\$311.29	\$0.00		
AXONE005	AXON ENTERPRISE, INC								
26-03464	EQUIP-PD		03/13/26		Open	\$10,919.52	\$0.00		

**Independence City**  
Purchase Order Listing By Vendor Name

03/20/2026

Item #7. AM

Vendor #	Name						
P.O. #	PO Date	Description	Status	Amount	Void Amount	Contract	PO Type
BEAMI005		BEAM INSURANCE ADMIN LLC					
26-03703	03/20/26	VSP/BEAM BENEFIT	Open	\$565.33	\$0.00		
BIGIN005		BIG INNING, INC					
26-03707	03/24/26	SUPPLIES-PR	Open	\$2,223.80	\$0.00		
BIGTH005		BIG THREE CONSTRUCTION, LLC					
26-03698	03/24/26	BLDG MAINT-PR	Open	\$4,000.00	\$0.00		
BLACK015		BLACKSTONE PUBLISHING					
26-03598	03/24/26	MISC EXP-L	Open	\$152.97	\$0.00		
BLAKE010		BLAKE HAYWARD					
26-03494	03/13/26	REIMBURSE-F	Open	\$217.50	\$0.00		
BLOHM005		BLOHM INSPECTION ENVIRONMENTAL					
26-03465	03/13/26	MISC SVCS-W	Open	\$4,370.00	\$0.00		
BOLTO005		BOLTON & MENK, INC.					
26-03466	03/13/26	ENGINEERING-A	Open	\$6,680.00	\$0.00		
BRODA005		BRODART CO					
26-03599	03/24/26	BOOKS-L	Open	\$20.97	\$0.00		
26-03600	03/24/26	BOOKS-L	Open	\$25.92	\$0.00		
26-03601	03/24/26	BOOKS-L	Open	\$8.56	\$0.00		
26-03602	03/24/26	BOOKS-L	Open	\$54.35	\$0.00		
26-03603	03/24/26	BOOKS-L	Open	\$11.86	\$0.00		
26-03604	03/24/26	BOOKS-L	Open	\$23.48	\$0.00		
26-03605	03/24/26	BOOKS-L	Open	\$117.11	\$0.00		
26-03606	03/24/26	BOOKS-L	Open	\$11.86	\$0.00		
26-03607	03/24/26	BOOKS-L	Open	\$403.35	\$0.00		
26-03608	03/24/26	BOOKS-L	Open	\$12.96	\$0.00		
26-03609	03/24/26	BOOKS-L	Open	\$72.76	\$0.00		
26-03610	03/24/26	BOOKS-L	Open	\$7.46	\$0.00		
26-03611	03/24/26	BOOKS-L	Open	\$10.72	\$0.00		
26-03612	03/24/26	BOOKS-L	Open	\$5.36	\$0.00		
26-03613	03/24/26	BOOKS-L	Open	\$10.72	\$0.00		
26-03614	03/24/26	BOOKS-L	Open	\$7.46	\$0.00		
<b>Vendor Total:</b>				<b>\$804.90</b>			
BUCHA040		BUCHANAN COUNTY HEALTH CENTER					
26-03467	03/13/26	AMB SVC-AMB	Open	\$11,726.35	\$0.00		
CARDS005		CARD SERVICES-LIBRARY					
26-03577	03/20/26	MISC EXP-L	Open	\$55.01	\$0.00		
26-03578	03/20/26	MISC EXP-L	Open	\$179.32	\$0.00		
26-03579	03/20/26	MISC EXP-L	Open	\$128.61	\$0.00		
<b>Vendor Total:</b>				<b>\$362.94</b>			
CARDS010		CARD SERVICES-VISA					

**Independence City**  
Purchase Order Listing By Vendor Name

03/20/2026

Item #7. AM

Vendor #	Name						
P.O. #	PO Date	Description	Status	Amount	Void Amount	Contract	PO Type
CARDS010		CARD SERVICES-VISA	<i>Account Continued</i>				
26-03469	03/13/26	MISC EXP-B,CH,F,PD,PR,W	Open	\$3,946.91	\$0.00		
26-03470	03/13/26	MISC EXP-B,CH,F,PD,PR,W	Open	\$8.50	\$0.00		
26-03471	03/13/26	MISC EXP-B,CH,F,PD,PR,W	Open	3,139.41-	\$0.00		
26-03472	03/13/26	MISC EXP-B,CH,F,PD,PR,W	Open	\$347.95	\$0.00		
26-03473	03/13/26	MISC EXP-B,CH,F,PD,PR,W	Open	\$1,424.21	\$0.00		
26-03474	03/13/26	MISC EXP-B,CH,F,PD,PR,W	Open	\$10,770.32	\$0.00		
26-03476	03/13/26	MISC EXP-B,CH,F,PD,PR,W	Open	\$64.66	\$0.00		
26-03477	03/13/26	MISC EXP-B,CH,F,PD,PR,W	Open	\$43.00	\$0.00		
		<b>Vendor Total:</b>		<b>\$13,466.14</b>			
CEDAR025		CEDAR BEND HUMANE SOCIETY					
26-03659	03/24/26	SERVICES-AC	Open	\$64.00	\$0.00		
CENGA005		CENGAGE LEARNING					
26-03615	03/24/26	BOOKS-L	Open	\$79.87	\$0.00		
26-03616	03/24/26	BOOKS-L	Open	\$135.96	\$0.00		
		<b>Vendor Total:</b>		<b>\$215.83</b>			
CENTE010		CENTER POINT LARGE PRINT					
26-03617	03/24/26	BOOKS-L	Open	\$201.39	\$0.00		
CLIFF005		CLIFF BALDWIN					
26-03468	03/13/26	BBALL CLINIC-PR	Open	\$405.00	\$0.00		
COMPA005		COMPASS MINERALS AMERICA					
26-03478	03/13/26	ROAD SALT-ST	Open	\$4,654.00	\$0.00		
26-03708	03/24/26	ROAD SALT-ST	Open	\$2,586.48	\$0.00		
		<b>Vendor Total:</b>		<b>\$7,240.48</b>			
CONNIO15		CONNIE MCDONALD					
26-03571	03/24/26	UNIFORM-PD	Open	\$10.50	\$0.00		
26-03572	03/24/26	UNIFORM-PD	Open	\$15.00	\$0.00		
		<b>Vendor Total:</b>		<b>\$25.50</b>			
CONTR015		CONTROLWORX INC					
26-03479	03/24/26	EQUIP MAINT-W	Open	\$2,566.50	\$0.00		
CRAWF005		CRAWFORD ENGINEERING & SURVEYI					
26-03480	03/13/26	SERVICES-ST,W	Open	\$7,860.00	\$0.00		
26-03481	03/13/26	SERVICES-ST,W	Open	\$3,000.00	\$0.00		
		<b>Vendor Total:</b>		<b>\$10,860.00</b>			
DEMCO005		DEMCO					
26-03618	03/24/26	SUPPLIES-L	Open	\$72.63	\$0.00		
DEWIT005		DEWITT YOUTH BASEBALL SOFTBALL					
26-03482	03/13/26	TOURNEY FEE-PR	Open	\$350.00	\$0.00		
DONST005		DON'S TRUCK SALES INC					
26-03484	03/13/26	VEH MAINT-ST	Open	\$265.00	\$0.00		

**Independence City**  
Purchase Order Listing By Vendor Name

Item #7.	AM
----------	----

Vendor #	Name	P.O. #	PO Date	Description	Status	Amount	Void Amount	Contract	PO Type
<b>DYERS015</b>		<b>DYERSVILLE TIGERS</b>							
26-03561		03/24/26		TOURNEY FEE-PR	Open	\$350.00	\$0.00		
<b>EASTC005</b>		<b>EAST-CENTRAL IOWA R.E.C.</b>							
26-03499		03/24/26		UTILITIES-A,CH,PR,ST	Open	\$2,085.71	\$0.00		
26-03696		03/24/26		UTILITY-ST,W	Open	\$584.82	\$0.00		
<b>Vendor Total:</b>						<b>\$2,670.53</b>			
<b>EUROF005</b>		<b>EUROFINS ENVIRONMENT TESTING</b>							
26-03485		03/13/26		MISC EXP-W	Open	\$100.00	\$0.00		
<b>FAREW005</b>		<b>FAREWAY STORES INC</b>							
26-03486		03/13/26		MISC EXP-PR	Open	\$151.55	\$0.00		
26-03487		03/13/26		MISC EXP-PR	Open	\$66.93	\$0.00		
26-03488		03/13/26		MISC EXP-PR	Open	\$10.97	\$0.00		
26-03489		03/13/26		MISC EXP-PR	Open	\$35.25	\$0.00		
<b>Vendor Total:</b>						<b>\$264.70</b>			
<b>GALLS005</b>		<b>GALLS, LLC</b>							
26-03490		03/13/26		UNIFORM-PD	Open	\$140.20	\$0.00		
26-03491		03/13/26		UNIFORM-PD	Open	\$148.44	\$0.00		
<b>Vendor Total:</b>						<b>\$288.64</b>			
<b>HAUSE005</b>		<b>HAUSERS WATER SYSTEMS INC</b>							
26-03492		03/13/26		SUPPLIES-ST	Open	\$36.10	\$0.00		
<b>HAWKI005</b>		<b>HAWKINS, INC.</b>							
26-03493		03/13/26		CHEMICALS-W	Open	\$2,231.00	\$0.00		
<b>IADEP010</b>		<b>IA DEPT OF PUBLIC SAFETY</b>							
26-03496		03/13/26		DUES-PD	Open	\$937.50	\$0.00		
<b>IAMU0005</b>		<b>IAMU</b>							
26-03495		03/13/26		DUES-W	Open	\$653.00	\$0.00		
<b>ICAP0005</b>		<b>ICAP</b>							
26-03658		03/20/26		INSURE-ALL	Open	\$277,059.00	\$0.00		
<b>INDEP005</b>		<b>INDEPENDENCE LIGHT &amp; POWER</b>							
26-03500		03/24/26		UTILITIES-ALL	Open	\$36.85	\$0.00		
26-03501		03/24/26		UTILITIES-ALL	Open	\$15.95	\$0.00		
26-03502		03/24/26		UTILITIES-ALL	Open	\$213.90	\$0.00		
26-03503		03/24/26		UTILITIES-ALL	Open	\$331.91	\$0.00		
26-03504		03/24/26		UTILITIES-ALL	Open	\$1,679.96	\$0.00		
26-03505		03/24/26		UTILITIES-ALL	Open	\$44.57	\$0.00		
26-03506		03/24/26		UTILITIES-ALL	Open	\$222.43	\$0.00		
26-03507		03/24/26		UTILITIES-ALL	Open	\$159.01	\$0.00		
26-03508		03/24/26		UTILITIES-ALL	Open	\$916.62	\$0.00		
26-03509		03/24/26		UTILITIES-ALL	Open	\$37.64	\$0.00		
26-03510		03/24/26		UTILITIES-ALL	Open	\$36.89	\$0.00		

**Independence City**  
Purchase Order Listing By Vendor Name

Item #7.	AM
----------	----

Vendor #	Name						
P.O. #	PO Date	Description	Status	Amount	Void Amount	Contract	PO Type
INDEP005		INDEPENDENCE LIGHT & POWER		<i>Account Continued</i>			
26-03511	03/24/26	UTILITIES-ALL	Open	\$1,002.57	\$0.00		
26-03512	03/24/26	UTILITIES-ALL	Open	\$85.33	\$0.00		
26-03513	03/24/26	UTILITIES-ALL	Open	\$37.51	\$0.00		
26-03514	03/24/26	UTILITIES-ALL	Open	\$205.34	\$0.00		
26-03515	03/24/26	UTILITIES-ALL	Open	\$2,025.74	\$0.00		
26-03516	03/24/26	UTILITIES-ALL	Open	\$272.44	\$0.00		
26-03517	03/24/26	UTILITIES-ALL	Open	\$1,400.88	\$0.00		
26-03518	03/24/26	UTILITIES-ALL	Open	\$79.70	\$0.00		
26-03519	03/24/26	UTILITIES-ALL	Open	\$1,286.43	\$0.00		
26-03520	03/24/26	UTILITIES-ALL	Open	\$68.99	\$0.00		
26-03521	03/24/26	UTILITIES-ALL	Open	\$40.04	\$0.00		
26-03522	03/24/26	UTILITIES-ALL	Open	\$1,833.24	\$0.00		
26-03523	03/24/26	UTILITIES-ALL	Open	\$9,786.34	\$0.00		
26-03524	03/24/26	UTILITIES-ALL	Open	\$41.05	\$0.00		
26-03525	03/24/26	UTILITIES-ALL	Open	\$36.51	\$0.00		
26-03526	03/24/26	UTILITIES-ALL	Open	\$58.04	\$0.00		
26-03527	03/24/26	UTILITIES-ALL	Open	\$794.18	\$0.00		
26-03528	03/24/26	UTILITIES-ALL	Open	\$2,161.16	\$0.00		
26-03529	03/24/26	UTILITIES-ALL	Open	\$271.95	\$0.00		
26-03530	03/24/26	UTILITIES-ALL	Open	\$35.38	\$0.00		
26-03531	03/24/26	UTILITIES-ALL	Open	\$3,450.30	\$0.00		
26-03532	03/24/26	UTILITIES-ALL	Open	\$55.02	\$0.00		
26-03533	03/24/26	UTILITIES-ALL	Open	\$401.03	\$0.00		
26-03534	03/24/26	UTILITIES-ALL	Open	\$116.50	\$0.00		
26-03535	03/24/26	UTILITIES-ALL	Open	\$72.00	\$0.00		
26-03576	03/20/26	UTILITIES-ALL	Open	\$2,103.79	\$0.00		
		<b>Vendor Total:</b>		<b>\$31,417.19</b>			
INDEP040		INDEPENDENCE NAPA					
26-03650	03/24/26	MISC EXP-L,W	Open	\$8.30	\$0.00		
26-03651	03/24/26	MISC EXP-L,W	Open	\$12.39	\$0.00		
26-03652	03/24/26	MISC EXP-L,W	Open	5.21-	\$0.00		
		<b>Vendor Total:</b>		<b>\$15.48</b>			
INDEP045		INDEPENDENCE PLUMBING, HEATING					
26-03536	03/24/26	BLDG MAINT-W	Open	\$699.19	\$0.00		
INGRA005		INGRAM LIBRARY SERVICES					
26-03619	03/24/26	BOOKS-L	Open	\$38.40	\$0.00		
26-03620	03/24/26	BOOKS-L	Open	\$29.40	\$0.00		
26-03621	03/24/26	BOOKS-L	Open	\$35.40	\$0.00		
26-03622	03/24/26	BOOKS-L	Open	\$12.60	\$0.00		
26-03623	03/24/26	BOOKS-L	Open	\$17.99	\$0.00		
26-03624	03/24/26	BOOKS-L	Open	\$36.60	\$0.00		
26-03625	03/24/26	BOOKS-L	Open	\$18.00	\$0.00		
26-03626	03/24/26	BOOKS-L	Open	\$18.00	\$0.00		
26-03627	03/24/26	BOOKS-L	Open	\$14.40	\$0.00		
26-03628	03/24/26	BOOKS-L	Open	\$11.40	\$0.00		
26-03629	03/24/26	BOOKS-L	Open	\$17.40	\$0.00		

**Independence City**  
Purchase Order Listing By Vendor Name

Item #7.	AM
----------	----

Vendor #	Name						
P.O. #	PO Date	Description	Status	Amount	Void Amount	Contract	PO Type
INGRA005		INGRAM LIBRARY SERVICES		<i>Account Continued</i>			
26-03630	03/24/26	BOOKS-L	Open	\$11.40	\$0.00		
26-03631	03/24/26	BOOKS-L	Open	\$19.20	\$0.00		
26-03632	03/24/26	BOOKS-L	Open	\$34.80	\$0.00		
26-03633	03/24/26	BOOKS-L	Open	\$20.40	\$0.00		
26-03634	03/24/26	BOOKS-L	Open	\$223.75	\$0.00		
26-03635	03/24/26	BOOKS-L	Open	\$18.00	\$0.00		
26-03636	03/24/26	BOOKS-L	Open	\$38.40	\$0.00		
26-03637	03/24/26	BOOKS-L	Open	\$19.20	\$0.00		
26-03638	03/24/26	BOOKS-L	Open	\$32.39	\$0.00		
26-03639	03/24/26	BOOKS-L	Open	\$19.20	\$0.00		
26-03640	03/24/26	BOOKS-L	Open	\$64.78	\$0.00		
26-03641	03/24/26	BOOKS-L	Open	\$18.00	\$0.00		
26-03642	03/24/26	BOOKS-L	Open	\$12.59	\$0.00		
26-03643	03/24/26	BOOKS-L	Open	17.40-	\$0.00		
26-03644	03/24/26	BOOKS-L	Open	\$31.79	\$0.00		
26-03645	03/24/26	BOOKS-L	Open	\$174.26	\$0.00		
26-03646	03/24/26	BOOKS-L	Open	\$17.99	\$0.00		
26-03647	03/24/26	BOOKS-L	Open	\$58.16	\$0.00		
26-03648	03/24/26	BOOKS-L	Open	\$445.54	\$0.00		
			<b>Vendor Total:</b>	<b>\$1,492.04</b>			
INRTC005		INRTC					
26-03537	03/24/26	TRANSIT DUES-CH	Open	\$2,500.00	\$0.00		
IOWAD005		IOWA DEPARTMENT OF REVENUE					
26-03457	03/10/26	SALES TAX-PR	Open	\$2,873.64	\$0.00		
26-03575	03/18/26	SALES TAX-W	Open	\$8,474.50	\$0.00		
			<b>Vendor Total:</b>	<b>\$11,348.14</b>			
JACOB005		JACOB KURT					
26-03564	03/24/26	REIMBURSE-F	Open	\$627.80	\$0.00		
JENNI020		JENNIFER SIMMONS					
26-03673	03/24/26	REIMBURSE-F	Open	\$93.64	\$0.00		
JOHND005		JOHN DEERE FINANCIAL					
26-03538	03/24/26	SUPPLIES-CH,PR,W	Open	\$8.99	\$0.00		
26-03539	03/24/26	SUPPLIES-CH,PR,W	Open	\$38.97	\$0.00		
26-03540	03/24/26	SUPPLIES-CH,PR,W	Open	\$1.18	\$0.00		
26-03541	03/24/26	SUPPLIES-CH,PR,W	Open	\$10.99	\$0.00		
26-03542	03/24/26	SUPPLIES-CH,PR,W	Open	\$95.13	\$0.00		
26-03543	03/24/26	SUPPLIES-CH,PR,ST,W	Open	\$15.98	\$0.00		
26-03544	03/24/26	SUPPLIES-CH,PR,ST,W	Open	\$300.70	\$0.00		
26-03545	03/24/26	SUPPLIES-CH,PR,ST,W	Open	\$7.99	\$0.00		
26-03546	03/24/26	SUPPLIES-CH,PR,ST,W	Open	\$10.95	\$0.00		
26-03547	03/24/26	SUPPLIES-CH,PR,ST,W	Open	\$21.06	\$0.00		
26-03548	03/24/26	SUPPLIES-CH,PR,ST,W	Open	\$16.88	\$0.00		
26-03549	03/24/26	SUPPLIES-CH,PR,ST,W	Open	\$72.85	\$0.00		
26-03550	03/24/26	SUPPLIES-CH,PR,ST,W	Open	\$239.99	\$0.00		

**Independence City**  
Purchase Order Listing By Vendor Name

Item #7.	AM
----------	----

Vendor #	Name						
P.O. #	PO Date	Description	Status	Amount	Void Amount	Contract	PO Type
JOHND005		JOHN DEERE FINANCIAL					<i>Account Continued</i>
26-03551	03/24/26	SUPPLIES-CH,PR,ST,W	Open	\$23.98	\$0.00		
26-03552	03/24/26	SUPPLIES-CH,PR,ST,W	Open	\$8.97	\$0.00		
26-03553	03/24/26	SUPPLIES-CH,PR,ST,W	Open	\$23.99	\$0.00		
26-03554	03/24/26	SUPPLIES-CH,PR,ST,W	Open	\$28.32	\$0.00		
26-03555	03/24/26	SUPPLIES-CH,PR,ST,W	Open	\$14.00	\$0.00		
26-03556	03/24/26	SUPPLIES-CH,PR,ST,W	Open	\$14.99	\$0.00		
26-03557	03/24/26	SUPPLIES-CH,PR,ST,W	Open	\$9.99	\$0.00		
26-03558	03/24/26	SUPPLIES-CH,PR,ST,W	Open	\$25.56	\$0.00		
26-03559	03/24/26	UPPLIES-CH,PR,ST,W	Open	\$140.93	\$0.00		
		<b>Vendor Total:</b>		<b>\$1,132.39</b>			
JOHNH005		JOHN H. YODER					
26-03655	03/24/26	BLDG MAINT-L	Open	\$165.50	\$0.00		
JOHNS005		JOHNSON PLBG HEATING & AIR CON					
26-03560	03/24/26	BLDG MAINT-PR	Open	\$146.00	\$0.00		
KIECK005		KIECK'S CAREER APPAREL					
26-03660	03/24/26	UNIFORM-PD	Open	\$1,475.00	\$0.00		
KIRKW005		KIRKWOOD COMMUNITY COLLEGE					
26-03562	03/24/26	TRAINING-F	Open	\$70.00	\$0.00		
KROMM005		KROMMINGA MOTORS INC.					
26-03563	03/24/26	EQUIP MAINT-A	Open	\$253.58	\$0.00		
LIFET005		LIFE TIME FENCE COMPANY					
26-03709	03/24/26	FENCE MATERIAL-PR	Open	\$150.00	\$0.00		
26-03710	03/24/26	FENCE MATERIAL-PR	Open	\$3,187.67	\$0.00		
26-03711	03/24/26	FENCE MATERIAL-PR	Open	\$880.00	\$0.00		
		<b>Vendor Total:</b>		<b>\$4,217.67</b>			
LYNCH005		LYNCH DALLAS, PC					
26-03565	03/24/26	LEGAL SVC-CH	Open	\$1,140.00	\$0.00		
26-03566	03/24/26	LEGAL SVC-CH	Open	\$485.00	\$0.00		
26-03567	03/24/26	LEGAL SVC-CH	Open	\$102.50	\$0.00		
26-03568	03/24/26	LEGAL SVC-CH	Open	\$550.00	\$0.00		
26-03569	03/24/26	LEGAL SVC-CH	Open	\$40.00	\$0.00		
26-03570	03/24/26	LEGAL SVC-CH	Open	\$580.00	\$0.00		
		<b>Vendor Total:</b>		<b>\$2,897.50</b>			
MARTI010		MARTIN GARDNER ARCHITECTURE					
26-03664	03/24/26	SERVICES-F	Open	\$3,655.00	\$0.00		
MIDAM010		MID-AMERICAN RESEARCH CHEMICAL					
26-03574	03/24/26	SUPPLIES-ST	Open	\$141.77	\$0.00		
MIDAM005		MIDAMERICAN ENERGY COMPANY					
26-03573	03/24/26	EQUIP REPAIR-SW	Open	\$881.16	\$0.00		

**Independence City**  
Purchase Order Listing By Vendor Name

03/20/2026

Item #7. AM

Vendor #	Name						
P.O. #	PO Date	Description	Status	Amount	Void Amount	Contract	PO Type
MIDWE075		MIDWEST JANITORIAL SERVICE					
26-03649	03/24/26	BLDG MAINT-L	Open	\$1,635.00	\$0.00		
MIDWE060		MIDWEST OVERHEAD CRANE					
26-03661	03/24/26	EQUIP MAINT-W	Open	\$940.32	\$0.00		
MONTI015		MONTICELLO PARKS AND RECREATIO					
26-03662	03/24/26	TOURNEY FEE-PR	Open	\$300.00	\$0.00		
MSAPR005		MSA PROFESSIONAL SERVICES INC					
26-03663	03/24/26	SERVICES-W	Open	\$6,750.00	\$0.00		
OFFIC010		OFFICE TOWNE INC.					
26-03712	03/24/26	SUPPLIES-PD,PR	Open	\$30.13	\$0.00		
26-03713	03/24/26	SUPPLIES-PD,PR	Open	\$179.68	\$0.00		
26-03714	03/24/26	SUPPLIES-PD,PR	Open	\$12.98	\$0.00		
<b>Vendor Total:</b>				<b>\$222.79</b>			
PEERS005		PEER SUPPORT FOUNDATION					
26-03665	03/24/26	TRAINING-F	Open	\$375.00	\$0.00		
26-03666	03/24/26	TRAINING-F	Open	\$375.00	\$0.00		
<b>Vendor Total:</b>				<b>\$750.00</b>			
PERMA005		PERMA-BOUND					
26-03653	03/24/26	BOOKS-L	Open	\$100.34	\$0.00		
26-03654	03/24/26	BOOKS-L	Open	\$256.47	\$0.00		
<b>Vendor Total:</b>				<b>\$356.81</b>			
PURCH005		PURCHASE POWER					
26-03667	03/24/26	POSTAGE-PR	Open	\$214.99	\$0.00		
26-03668	03/24/26	POSTAGE-ALL	Open	\$313.35	\$0.00		
<b>Vendor Total:</b>				<b>\$528.34</b>			
PUSHP005		PUSH-PEDAL-PULL INC					
26-03669	03/24/26	EQUIP MAINT-PR	Open	\$534.00	\$0.00		
26-03670	03/24/26	EQUIP MAINT-PR	Open	\$2,080.09	\$0.00		
<b>Vendor Total:</b>				<b>\$2,614.09</b>			
RANGE005		RANGER REED					
26-03656	03/24/26	GROUND MAINT-L	Open	\$60.00	\$0.00		
RJSWE005		RJS WELDING LLC					
26-03671	03/24/26	EQUIP MAINT-ST	Open	\$75.00	\$0.00		
RYANE005		RYAN EXTERMINATING INC.					
26-03672	03/24/26	BLDG MAINT-CH	Open	\$81.36	\$0.00		
SIGNS005		SIGNS & MORE LLC					
26-03700	03/24/26	SUPPLIES-PR	Open	\$110.04	\$0.00		
STATE025		STATE FARM					

**Independence City**  
Purchase Order Listing By Vendor Name

Item #7.	AM
----------	----

Vendor #	Name						
P.O. #	PO Date	Description	Status	Amount	Void Amount	Contract	PO Type
STATE025		STATE FARM	<i>Account Continued</i>				
26-03674	03/24/26	BENEFIT-CH,ST,W	Open	\$32.72	\$0.00		
STATE020		STATE STREET BANK & TRUST CO					
26-03704	03/20/26	RETIRE BENEFIT	Open	\$1,012.91	\$0.00		
26-03705	03/20/26	RETIRE BENEFIT	Open	\$6,478.92	\$0.00		
		<b>Vendor Total:</b>		<b>\$7,491.83</b>			
STORE005		STOREY KENWORTHY - MATT PARROT					
26-03657	03/24/26	SUPPLIES-L	Open	\$116.89	\$0.00		
SUPER015		SUPERB CLEANING SERVICES					
26-03675	03/24/26	BLDG MAINT-PR	Open	\$2,250.00	\$0.00		
26-03676	03/24/26	BLDG MAINT-PR	Open	\$245.00	\$0.00		
		<b>Vendor Total:</b>		<b>\$2,495.00</b>			
SYNTE005		SYNTECH SYSTEMS					
26-03699	03/24/26	EQUIP MAINT-A	Open	\$96.00	\$0.00		
TWGRI005		T & W GRINDING & COMPOST LLC					
26-03677	03/24/26	SERVICES-G	Open	\$7,020.00	\$0.00		
TASC0005		TASC					
26-03706	03/20/26	FLEX MED BENEFIT	Open	\$1,497.28	\$0.00		
UNITY010		UNITYPOINT HEALTH					
26-03689	03/24/26	SERVICES-ST,W	Open	\$132.00	\$0.00		
UNITY005		UNITYPOINT HEALTH AT WORK					
26-03687	03/24/26	SERVICES-F	Open	\$430.18	\$0.00		
26-03688	03/24/26	SERVICES-F	Open	\$212.28	\$0.00		
		<b>Vendor Total:</b>		<b>\$642.46</b>			
USCEL005		US CELLULAR					
26-03690	03/24/26	EQUIP-W	Open	\$46.40	\$0.00		
VERIZ005		VERIZON WIRELESS					
26-03691	03/24/26	PHONE-PD	Open	\$38.48	\$0.00		
VERNS005		VERN'S TRUE VALUE					
26-03678	03/24/26	SUPPLIES-A,F,PR,W	Open	\$24.99	\$0.00		
26-03679	03/24/26	SUPPLIES-A,F,PR,W	Open	\$60.99	\$0.00		
26-03680	03/24/26	SUPPLIES-A,F,PR,W	Open	\$178.94	\$0.00		
26-03681	03/24/26	SUPPLIES-A,F,PR,W	Open	\$145.46	\$0.00		
26-03682	03/24/26	SUPPLIES-A,F,PR,W	Open	\$873.35	\$0.00		
26-03683	03/24/26	SUPPLIES-A,F,PR,W	Open	\$8.79	\$0.00		
26-03684	03/24/26	SUPPLIES-A,F,PR,W	Open	\$22.98	\$0.00		
26-03685	03/24/26	SUPPLIES-A,F,PR,W	Open	\$6.99	\$0.00		
26-03686	03/24/26	SUPPLIES-A,F,PR,W	Open	\$103.99	\$0.00		
		<b>Vendor Total:</b>		<b>\$1,426.48</b>			
VESSC005		VESSCO INC					

**Independence City**  
Purchase Order Listing By Vendor Name

Item #7.	AM
----------	----

Vendor #	Name		Status	Amount	Void Amount	Contract	PO Type
P.O. #	PO Date	Description					
VESSC005		VESSCO INC	<i>Account Continued</i>				
26-03692	03/24/26	SUPPLIES-W	Open	\$62.12	\$0.00		
WELLM005		WELLMARK BCBS					
26-03695	03/24/26	HEALTH BENEFIT-CH	Open	\$271.80	\$0.00		
WILLI025		WILLIAM CASEY WARD					
26-03715	03/19/26	EQUIP-PR	Open	\$3,825.00	\$0.00		
WOODB005		WOODBURY COUNTY FIRE ASSOC					
26-03694	03/24/26	TRAINING-F	Open	\$100.00	\$0.00		
<hr/>							
<b>Total Purchase Orders:</b>	<b>255</b>	<b>Total P.O. Line Items:</b>	<b>0</b>	<b>Total List Amount:</b>	<b>\$582,684.78</b>	<b>Total Void Amount:</b>	<b>\$0.00</b>

<b>Totals by Year-Fund</b>					
<b>Fund Description</b>	<b>Fund</b>	<b>Expend Total</b>	<b>Revenue Total</b>	<b>G/L Total</b>	<b>Total</b>
GENERAL FUND	6-001	\$258,091.16	\$0.00	\$67,535.90	\$325,627.06
LIBRARY	6-003	\$23,211.87	\$0.00	\$11,206.16	\$34,418.03
STREETS DEPT - ROAI	6-110	\$13,809.22	\$0.00	\$11,579.44	\$25,388.66
EMPLOYEE BENEFITS	6-112	\$7,706.98	\$0.00	\$0.00	\$7,706.98
CAP PROJ - STREET IM	6-302	\$3,000.00	\$0.00	\$0.00	\$3,000.00
CAP OUTLAY SAVINGS	6-323	\$29,497.62	\$0.00	\$0.00	\$29,497.62
WATER FUND	6-600	\$40,637.20	\$0.00	\$7,628.87	\$48,266.07
SEWER UTILITY FUND	6-610	\$94,183.15	\$0.00	\$13,124.16	\$107,307.31
STORM WATER DEPT	6-740	\$935.23	\$0.00	\$537.82	\$1,473.05
<b>Total Of All Funds:</b>		<u>\$471,072.43</u>	<u>\$0.00</u>	<u>\$111,612.35</u>	<u>\$582,684.78</u>

<b>Totals by Fund</b>					
<b>Fund Description</b>	<b>Fund</b>	<b>Expend Total</b>	<b>Revenue Total</b>	<b>G/L Total</b>	<b>Total</b>
GENERAL FUND	001	\$258,091.16	\$0.00	\$67,535.90	\$325,627.06
LIBRARY	003	\$23,211.87	\$0.00	\$11,206.16	\$34,418.03
STREETS DEPT - ROAI	110	\$13,809.22	\$0.00	\$11,579.44	\$25,388.66
EMPLOYEE BENEFITS	112	\$7,706.98	\$0.00	\$0.00	\$7,706.98
CAP PROJ - STREET IM	302	\$3,000.00	\$0.00	\$0.00	\$3,000.00
CAP OUTLAY SAVINGS	323	\$29,497.62	\$0.00	\$0.00	\$29,497.62
WATER FUND	600	\$40,637.20	\$0.00	\$7,628.87	\$48,266.07
SEWER UTILITY FUND	610	\$94,183.15	\$0.00	\$13,124.16	\$107,307.31
STORM WATER DEPT	740	\$935.23	\$0.00	\$537.82	\$1,473.05
<b>Total Of All Funds:</b>		<u>\$471,072.43</u>	<u>\$0.00</u>	<u>\$111,612.35</u>	<u>\$582,684.78</u>

**Independence City**  
Breakdown of Expenditure Account Current/Prior Received/Prior Open

03/20/2026

Item #7. AM

Fund Description	Fund	Current	Prior Rcvd	Prior Open	Paid Prior	Fund Total
GENERAL FUND	6-001	\$258,091.16	\$0.00	\$0.00	\$0.00	\$258,091.16
LIBRARY	6-003	\$23,211.87	\$0.00	\$0.00	\$0.00	\$23,211.87
STREETS DEPT - ROAI	6-110	\$13,809.22	\$0.00	\$0.00	\$0.00	\$13,809.22
EMPLOYEE BENEFITS	6-112	\$7,706.98	\$0.00	\$0.00	\$0.00	\$7,706.98
CAP PROJ - STREET IM	6-302	\$3,000.00	\$0.00	\$0.00	\$0.00	\$3,000.00
CAP OUTLAY SAVINGS	6-323	\$29,497.62	\$0.00	\$0.00	\$0.00	\$29,497.62
WATER FUND	6-600	\$40,637.20	\$0.00	\$0.00	\$0.00	\$40,637.20
SEWER UTILITY FUND	6-610	\$94,183.15	\$0.00	\$0.00	\$0.00	\$94,183.15
STORM WATER DEPT	6-740	\$935.23	\$0.00	\$0.00	\$0.00	\$935.23
<b>Total Of All Funds:</b>		<b>\$471,072.43</b>	<b>\$0.00</b>	<b>\$0.00</b>	<b>\$0.00</b>	<b>\$471,072.43</b>



## CITY COUNCIL MEMORANDUM

---

**TO:** City Council

**FROM:** Susi Lampe, CMC, IaCMC, IaCFO – Assistant City Manager/City Clerk/Treasurer

**DATE OF MEETING:** March 23, 2026

**ITEM TITLE:** Revenues and Expenses to date – *Information Only*

---

**BACKGROUND:**

Attached is documentation showing the Revenues and Expenses to date – for Council Information only.

**DISCUSSION:**

This is for information only; no discussion is necessary.

**RESULTS:**

The City has established priorities during strategic planning sessions. This item supports the Vision from that session of **promoting and encouraging community involvement and engagement**. This item helps achieve that vision by being transparent and sharing the City's financials.

**FINANCIAL CONSIDERATION:**

N/A

**RECOMMENDATION:**

This item is for informational purposes only, no motion is needed or recommended.



**REVENUES AND EXPENSES TO  
DATE – INFORMATION ONLY**

---

# Airport Budget



City of Independence  
**Budget Report**  
 Airport as of 3/19/26

Percent of Fiscal YTD 75 %

2026 REVENUE REPORT

	Budget Estimate	MTD Balance	YTD Balance	% Rcvd	Balance
<b>001 - GENERAL FUND</b>	<b>\$195,549.00</b>	<b>\$1,359.72</b>	<b>\$122,833.74</b>	<b>62.8%</b>	<b>\$72,715.26</b>
43 - USE OF MONEY & PROPERTY	\$59,578.00	\$149.77	\$33,377.17	56.0%	\$26,200.83
47 - MISCELLANEOUS REVENUE	\$135,971.00	\$1,209.95	\$89,456.57	65.8%	\$46,514.43
<b>018 - AIRPORT REPLACEMENT FUND</b>	<b>\$0.00</b>	<b>\$0.00</b>	<b>\$15.92</b>	<b>0.0%</b>	<b>\$15.92</b>
43 - USE OF MONEY & PROPERTY	\$0.00	\$0.00	\$15.92	0.0%	\$15.92
<b>323 - CAP OUTLAY SAVINGS/LOST</b>	<b>\$451,250.00</b>	<b>\$0.00</b>	<b>\$0.00</b>	<b>0.0%</b>	<b>\$451,250.00</b>
44 - INTERGOVERNMENTAL	\$451,250.00	\$0.00	\$0.00	0.0%	\$451,250.00
<b>TOTAL REVENUE</b>	<b>\$646,799.00</b>	<b>\$1,359.72</b>	<b>\$122,849.66</b>	<b>19.0%</b>	<b>\$523,949.34</b>

2026 EXPENSE REPORT

	Budget Estimate	MTD Balance	YTD Balance	% Expd	Unexpended
<b>001 - GENERAL FUND</b>	<b>\$341,028.00</b>	<b>\$31,654.87</b>	<b>\$178,210.00</b>	<b>52.3%</b>	<b>\$162,818.00</b>
<b>280 - AIRPORT</b>	<b>\$341,028.00</b>	<b>\$31,654.87</b>	<b>\$178,210.00</b>	<b>52.3%</b>	<b>\$162,818.00</b>
60 - SALARIES AND WAGES	\$77,448.00	\$5,846.93	\$56,575.62	73.0%	\$20,872.38
61 - EMPLOYEE BENEFITS & COSTS	\$1,900.00	\$126.94	\$1,224.67	64.5%	\$675.33



City of Independence  
**Budget Report**  
 Airport as of 3/19/26

Percent of Fiscal YTD 75 %

	Budget Estimate	MTD Balance	YTD Balance	% Expd	Unexpended
62 - STAFF DEVELOPMENT	\$2,500.00	\$0.00	\$1,821.04	72.8%	\$678.96
63 - REPAIR, MAINT & UTILITIES	\$58,500.00	\$6,533.24	\$40,942.92	70.0%	\$17,557.08
64 - CONTRACTUAL SERVICES	\$74,580.00	\$19,104.44	\$34,077.15	45.7%	\$40,502.85
65 - COMMODITIES	\$126,100.00	\$43.32	\$43,568.60	34.6%	\$82,531.40
<b>112 - EMPLOYEE BENEFITS</b>	<b>\$36,128.00</b>	<b>\$1,018.94</b>	<b>\$24,813.09</b>	<b>68.7%</b>	<b>\$11,314.91</b>
<b>280 - AIRPORT</b>	<b>\$36,128.00</b>	<b>\$1,018.94</b>	<b>\$24,813.09</b>	<b>68.7%</b>	<b>\$11,314.91</b>
61 - EMPLOYEE BENEFITS & COSTS	\$36,128.00	\$1,018.94	\$24,813.09	68.7%	\$11,314.91
<b>323 - CAP OUTLAY SAVINGS/LOST</b>	<b>\$475,000.00</b>	<b>\$6,680.00</b>	<b>\$6,680.00</b>	<b>1.4%</b>	<b>\$468,320.00</b>
<b>280 - AIRPORT</b>	<b>\$475,000.00</b>	<b>\$6,680.00</b>	<b>\$6,680.00</b>	<b>1.4%</b>	<b>\$468,320.00</b>
67 - CAPITAL OUTLAY	\$475,000.00	\$6,680.00	\$6,680.00	1.4%	\$468,320.00
<b>TOTAL EXPENSE</b>	<b>\$852,156.00</b>	<b>\$39,353.81</b>	<b>\$209,703.09</b>	<b>24.6%</b>	<b>\$642,452.91</b>

	Net Budget	Net MTD Balance	Net YTD Balance	Net %	Net Balance
<b>001 - GENERAL FUND</b>	(\$145,479.00)	(\$30,295.15)	(\$55,376.26)	56.1%	(\$90,102.74)
<b>018 - AIRPORT REPLACEMENT FUND</b>	\$0.00	\$0.00	\$15.92		(\$15.92)
<b>112 - EMPLOYEE BENEFITS</b>	(\$36,128.00)	(\$1,018.94)	(\$24,813.09)	68.7%	(\$11,314.91)
<b>323 - CAP OUTLAY SAVINGS/LOST</b>	(\$23,750.00)	(\$6,680.00)	(\$6,680.00)	0.7%	(\$17,070.00)
<b>TOTAL (REV LESS EXP)</b>	<b>(\$205,357.00)</b>	<b>(\$37,994.09)</b>	<b>(\$86,853.43)</b>	<b>22.2%</b>	<b>(\$118,503.57)</b>



**REVENUES AND EXPENSES TO  
DATE – *INFORMATION ONLY***

---

# Animal Control Budget



City of Independence  
**Budget Report**  
 Animal Control as of 3/19/26

Percent of Fiscal YTD 75 %

2026 REVENUE REPORT

	Budget Estimate	MTD Balance	YTD Balance	% Rcvd	Balance
<b>001 - GENERAL FUND</b>	<b>\$553.00</b>	<b>\$0.00</b>	<b>\$711.00</b>	<b>128.6%</b>	<b>(\$158.00)</b>
45 - CHARGES/FEES	\$553.00	\$0.00	\$711.00	128.6%	(\$158.00)
<b>TOTAL REVENUE</b>	<b>\$553.00</b>	<b>\$0.00</b>	<b>\$711.00</b>	<b>128.6%</b>	<b>(\$158.00)</b>

2026 EXPENSE REPORT

	Budget Estimate	MTD Balance	YTD Balance	% Expd	Unexpended
<b>001 - GENERAL FUND</b>	<b>\$500.00</b>	<b>\$64.00</b>	<b>\$1,534.00</b>	<b>306.8%</b>	<b>(\$1,034.00)</b>
<b>190 - ANIMAL CONTROL</b>	<b>\$500.00</b>	<b>\$64.00</b>	<b>\$1,534.00</b>	<b>306.8%</b>	<b>(\$1,034.00)</b>
64 - CONTRACTUAL SERVICES	\$400.00	\$64.00	\$1,459.00	364.8%	(\$1,059.00)
65 - COMMODITIES	\$100.00	\$0.00	\$75.00	75.0%	\$25.00
<b>TOTAL EXPENSE</b>	<b>\$500.00</b>	<b>\$64.00</b>	<b>\$1,534.00</b>	<b>306.8%</b>	<b>(\$1,034.00)</b>

	Net Budget	Net MTD Balance	Net YTD Balance	Net %	Net Balance
<b>001 - GENERAL FUND</b>	<b>\$53.00</b>	<b>(\$64.00)</b>	<b>(\$823.00)</b>	<b>213.2%</b>	<b>\$876.00</b>



City of Independence  
**Budget Report**  
Animal Control as of 3/19/26

Percent of Fiscal YTD 75 %

	Net Budget	Net MTD Balance	Net YTD Balance	Net %	Net Balance
<b>TOTAL (REV LESS EXP)</b>	\$53.00	(\$64.00)	(\$823.00)	213.2%	\$876.00



**REVENUES AND EXPENSES TO  
DATE – *INFORMATION ONLY***

---

# Building Budget



City of Independence  
**Budget Report**  
 Building Department as of 3/19/26

Percent of Fiscal YTD 75 %

2026 REVENUE REPORT

	Budget Estimate	MTD Balance	YTD Balance	% Rcvd	Balance
<b>001 - GENERAL FUND</b>	<b>\$53,119.00</b>	<b>\$1,166.00</b>	<b>\$24,861.04</b>	<b>46.8%</b>	<b>\$28,257.96</b>
41 - LICENSES & PERMITS	\$51,500.00	\$1,038.00	\$22,388.00	43.5%	\$29,112.00
45 - CHARGES/FEES	\$850.00	\$0.00	\$1,390.00	163.5%	(\$540.00)
47 - MISCELLANEOUS REVENUE	\$769.00	\$128.00	\$1,083.04	140.8%	(\$314.04)
<b>323 - CAP OUTLAY SAVINGS/LOST</b>	<b>\$65,000.00</b>	<b>\$0.00</b>	<b>\$65,319.35</b>	<b>100.5%</b>	<b>(\$319.35)</b>
43 - USE OF MONEY & PROPERTY	\$0.00	\$0.00	\$319.35	0.0%	\$319.35
48 - OTHER FINANCING SOURCES	\$65,000.00	\$0.00	\$65,000.00	100.0%	\$0.00
<b>TOTAL REVENUE</b>	<b>\$118,119.00</b>	<b>\$1,166.00</b>	<b>\$90,180.39</b>	<b>76.3%</b>	<b>\$27,938.61</b>

2026 EXPENSE REPORT

	Budget Estimate	MTD Balance	YTD Balance	% Expd	Unexpended
<b>001 - GENERAL FUND</b>	<b>\$110,981.00</b>	<b>\$17,650.52</b>	<b>\$80,960.97</b>	<b>73.0%</b>	<b>\$30,020.03</b>
<b>170 - BUILDING INSPECTIONS</b>	<b>\$110,981.00</b>	<b>\$17,650.52</b>	<b>\$80,960.97</b>	<b>73.0%</b>	<b>\$30,020.03</b>
60 - SALARIES AND WAGES	\$75,432.00	\$5,416.00	\$52,784.85	70.0%	\$22,647.15
61 - EMPLOYEE BENEFITS & COSTS	\$1,300.00	\$0.00	\$0.00	0.0%	\$1,300.00



**City of Independence**  
**Budget Report**  
 Building Department as of 3/19/26

Percent of Fiscal YTD 75 %

	Budget Estimate	MTD Balance	YTD Balance	% Expd	Unexpended
62 - STAFF DEVELOPMENT	\$3,350.00	\$353.54	\$2,104.16	62.8%	\$1,245.84
63 - REPAIR, MAINT & UTILITIES	\$2,300.00	\$56.40	\$762.40	33.1%	\$1,537.60
64 - CONTRACTUAL SERVICES	\$25,599.00	\$11,824.58	\$25,211.58	98.5%	\$387.42
65 - COMMODITIES	\$3,000.00	\$0.00	\$97.98	3.3%	\$2,902.02
<b>112 - EMPLOYEE BENEFITS</b>	<b>\$40,089.00</b>	<b>\$910.04</b>	<b>\$21,164.61</b>	<b>52.8%</b>	<b>\$18,924.39</b>
<b>170 - BUILDING INSPECTIONS</b>	<b>\$40,089.00</b>	<b>\$910.04</b>	<b>\$21,164.61</b>	<b>52.8%</b>	<b>\$18,924.39</b>
61 - EMPLOYEE BENEFITS & COSTS	\$40,089.00	\$910.04	\$21,164.61	52.8%	\$18,924.39
<b>323 - CAP OUTLAY SAVINGS/LOST</b>	<b>\$69,500.00</b>	<b>\$0.00</b>	<b>\$0.00</b>	<b>0.0%</b>	<b>\$69,500.00</b>
<b>170 - BUILDING INSPECTIONS</b>	<b>\$69,500.00</b>	<b>\$0.00</b>	<b>\$0.00</b>	<b>0.0%</b>	<b>\$69,500.00</b>
67 - CAPITAL OUTLAY	\$69,500.00	\$0.00	\$0.00	0.0%	\$69,500.00
<b>TOTAL EXPENSE</b>	<b>\$220,570.00</b>	<b>\$18,560.56</b>	<b>\$102,125.58</b>	<b>46.3%</b>	<b>\$118,444.42</b>

	Net Budget	Net MTD Balance	Net YTD Balance	Net %	Net Balance
<b>001 - GENERAL FUND</b>	(\$57,862.00)	(\$16,484.52)	(\$56,099.93)	64.5%	(\$1,762.07)
<b>112 - EMPLOYEE BENEFITS</b>	(\$40,089.00)	(\$910.04)	(\$21,164.61)	52.8%	(\$18,924.39)
<b>323 - CAP OUTLAY SAVINGS/LOST</b>	(\$4,500.00)	\$0.00	\$65,319.35	48.6%	(\$69,819.35)
<b>TOTAL (REV LESS EXP)</b>	<b>(\$102,451.00)</b>	<b>(\$17,394.56)</b>	<b>(\$11,945.19)</b>	<b>56.8%</b>	<b>(\$90,505.81)</b>



**REVENUES AND EXPENSES TO  
DATE – INFORMATION ONLY**

---

# City Administration Budget



**City of Independence**  
**Budget Report**  
 City Administration as of 3/19/26

Percent of Fiscal YTD 75 %

2026 REVENUE REPORT

	Budget Estimate	MTD Balance	YTD Balance	% Rcvd	Balance
<b>001 - GENERAL FUND</b>	<b>\$1,000.00</b>	<b>\$0.00</b>	<b>\$1,375.00</b>	<b>137.5%</b>	<b>(\$375.00)</b>
47 - MISCELLANEOUS REVENUE	\$1,000.00	\$0.00	\$1,375.00	137.5%	(\$375.00)
<b>323 - CAP OUTLAY SAVINGS/LOST</b>	<b>\$248,285.00</b>	<b>\$0.00</b>	<b>\$249,349.37</b>	<b>100.4%</b>	<b>(\$1,064.37)</b>
43 - USE OF MONEY & PROPERTY	\$0.00	\$0.00	\$1,064.02	0.0%	\$1,064.02
48 - OTHER FINANCING SOURCES	\$248,285.00	\$0.00	\$248,285.35	100.0%	(\$0.35)
<b>TOTAL REVENUE</b>	<b>\$249,285.00</b>	<b>\$0.00</b>	<b>\$250,724.37</b>	<b>100.6%</b>	<b>(\$1,439.37)</b>

2026 EXPENSE REPORT

	Budget Estimate	MTD Balance	YTD Balance	% Expd	Unexpended
<b>001 - GENERAL FUND</b>	<b>\$652,010.00</b>	<b>\$45,224.45</b>	<b>\$414,537.87</b>	<b>63.6%</b>	<b>\$237,472.13</b>
<b>610 - MAYOR/COUNCIL/CITY MGR</b>	<b>\$79,971.00</b>	<b>\$8,428.09</b>	<b>\$61,032.23</b>	<b>76.3%</b>	<b>\$18,938.77</b>
60 - SALARIES AND WAGES	\$57,321.00	\$7,048.78	\$41,700.91	72.7%	\$15,620.09
61 - EMPLOYEE BENEFITS & COSTS	\$3,650.00	\$241.16	\$2,363.16	64.7%	\$1,286.84
62 - STAFF DEVELOPMENT	\$17,000.00	\$376.64	\$14,946.45	87.9%	\$2,053.55
64 - CONTRACTUAL SERVICES	\$1,500.00	\$0.00	\$104.92	7.0%	\$1,395.08



City of Independence  
**Budget Report**  
 City Administration as of 3/19/26

Percent of Fiscal YTD 75 %

	Budget Estimate	MTD Balance	YTD Balance	% Expd	Unexpended
65 - COMMODITIES	\$500.00	\$761.51	\$1,916.79	383.4%	(\$1,416.79)
<b>620 - CLERK/TREASURER/ADM</b>	<b>\$69,778.00</b>	<b>\$8,138.57</b>	<b>\$48,106.99</b>	<b>68.9%</b>	<b>\$21,671.01</b>
60 - SALARIES AND WAGES	\$46,228.00	\$3,833.88	\$35,017.31	75.7%	\$11,210.69
61 - EMPLOYEE BENEFITS & COSTS	\$1,700.00	\$37.51	\$554.09	32.6%	\$1,145.91
62 - STAFF DEVELOPMENT	\$21,850.00	\$4,267.18	\$12,535.59	57.4%	\$9,314.41
<b>630 - ELECTIONS</b>	<b>\$6,000.00</b>	<b>\$0.00</b>	<b>\$4,006.58</b>	<b>66.8%</b>	<b>\$1,993.42</b>
64 - CONTRACTUAL SERVICES	\$6,000.00	\$0.00	\$4,006.58	66.8%	\$1,993.42
<b>640 - LEGAL SERVICES/ATTORNEY</b>	<b>\$140,950.00</b>	<b>\$3,278.10</b>	<b>\$95,962.94</b>	<b>68.1%</b>	<b>\$44,987.06</b>
64 - CONTRACTUAL SERVICES	\$140,950.00	\$3,278.10	\$95,962.94	68.1%	\$44,987.06
<b>650 - CITY HALL/GENERAL BLDGS</b>	<b>\$140,570.00</b>	<b>\$15,587.24</b>	<b>\$75,276.16</b>	<b>53.6%</b>	<b>\$65,293.84</b>
61 - EMPLOYEE BENEFITS & COSTS	\$4,250.00	\$0.00	\$2,630.35	61.9%	\$1,619.65
63 - REPAIR, MAINT & UTILITIES	\$38,650.00	\$3,814.13	\$21,010.67	54.4%	\$17,639.33
64 - CONTRACTUAL SERVICES	\$80,845.00	\$11,240.69	\$34,687.02	42.9%	\$46,157.98
65 - COMMODITIES	\$11,825.00	\$532.42	\$11,838.37	100.1%	(\$13.37)
67 - CAPITAL OUTLAY	\$5,000.00	\$0.00	\$5,109.75	102.2%	(\$109.75)
<b>660 - TORT LIABILITY</b>	<b>\$16,756.00</b>	<b>\$6,166.15</b>	<b>\$6,166.15</b>	<b>36.8%</b>	<b>\$10,589.85</b>
64 - CONTRACTUAL SERVICES	\$16,756.00	\$6,166.15	\$6,166.15	36.8%	\$10,589.85
<b>699 - GENERAL GOVERNMENT-I.T.</b>	<b>\$197,985.00</b>	<b>\$3,626.30</b>	<b>\$123,986.82</b>	<b>62.6%</b>	<b>\$73,998.18</b>
62 - STAFF DEVELOPMENT	\$20,700.00	\$0.00	\$21,956.95	106.1%	(\$1,256.95)



City of Independence  
**Budget Report**  
 City Administration as of 3/19/26

Percent of Fiscal YTD 75 %

	Budget Estimate	MTD Balance	YTD Balance	% Expd	Unexpended
64 - CONTRACTUAL SERVICES	\$156,285.00	\$963.51	\$84,548.92	54.1%	\$71,736.08
65 - COMMODITIES	\$21,000.00	\$2,662.79	\$17,480.95	83.2%	\$3,519.05
<b>112 - EMPLOYEE BENEFITS</b>	<b>\$81,903.00</b>	<b>\$3,968.06</b>	<b>\$44,388.48</b>	<b>54.2%</b>	<b>\$37,514.52</b>
<b>610 - MAYOR/COUNCIL/CITY MGR</b>	<b>\$29,705.00</b>	<b>\$760.62</b>	<b>\$21,857.88</b>	<b>73.6%</b>	<b>\$7,847.12</b>
61 - EMPLOYEE BENEFITS & COSTS	\$29,705.00	\$760.62	\$21,857.88	73.6%	\$7,847.12
<b>620 - CLERK/TREASURER/ADM</b>	<b>\$44,852.00</b>	<b>\$2,935.64</b>	<b>\$20,174.40</b>	<b>45.0%</b>	<b>\$24,677.60</b>
61 - EMPLOYEE BENEFITS & COSTS	\$44,852.00	\$2,935.64	\$20,174.40	45.0%	\$24,677.60
<b>622 - RETIRED EMPLOYEES</b>	<b>\$7,046.00</b>	<b>\$271.80</b>	<b>\$2,356.20</b>	<b>33.4%</b>	<b>\$4,689.80</b>
61 - EMPLOYEE BENEFITS & COSTS	\$7,046.00	\$271.80	\$2,356.20	33.4%	\$4,689.80
<b>640 - LEGAL SERVICES/ATTORNEY</b>	<b>\$300.00</b>	<b>\$0.00</b>	<b>\$0.00</b>	<b>0.0%</b>	<b>\$300.00</b>
64 - CONTRACTUAL SERVICES	\$300.00	\$0.00	\$0.00	0.0%	\$300.00
<b>323 - CAP OUTLAY SAVINGS/LOST</b>	<b>\$211,000.00</b>	<b>\$0.00</b>	<b>\$45,421.20</b>	<b>21.5%</b>	<b>\$165,578.80</b>
<b>650 - CITY HALL/GENERAL BLDGS</b>	<b>\$211,000.00</b>	<b>\$0.00</b>	<b>\$45,421.20</b>	<b>21.5%</b>	<b>\$165,578.80</b>
64 - CONTRACTUAL SERVICES	\$0.00	\$0.00	\$20.00	20.0%	\$20.00
67 - CAPITAL OUTLAY	\$211,000.00	\$0.00	\$45,401.20	21.5%	\$165,598.80
<b>TOTAL EXPENSE</b>	<b>\$944,913.00</b>	<b>\$49,192.51</b>	<b>\$504,347.55</b>	<b>53.4%</b>	<b>\$440,565.45</b>



City of Independence  
Budget Report  
City Administration as of 3/19/26

Percent of Fiscal YTD 75 %

	Net Budget	Net MTD Balance	Net YTD Balance	Net %	Net Balance
<b>001 - GENERAL FUND</b>	(\$651,010.00)	(\$45,224.45)	(\$413,162.87)	63.7%	(\$237,847.13)
<b>112 - EMPLOYEE BENEFITS</b>	(\$81,903.00)	(\$3,968.06)	(\$44,388.48)	54.2%	(\$37,514.52)
<b>323 - CAP OUTLAY SAVINGS/LOST</b>	\$37,285.00	\$0.00	\$203,928.17	64.2%	(\$166,643.17)
<b>TOTAL (REV LESS EXP)</b>	(\$695,628.00)	(\$49,192.51)	(\$253,623.18)	63.2%	(\$442,004.82)



**REVENUES AND EXPENSES TO  
DATE – INFORMATION ONLY**

---

# Fire Department Budget



City of Independence  
**Budget Report**  
 Fire Department as of 3/19/26

Percent of Fiscal YTD 75 %

2026 REVENUE REPORT

	Budget Estimate	MTD Balance	YTD Balance	% Rcvd	Balance
<b>001 - GENERAL FUND</b>	<b>\$78,992.00</b>	<b>\$0.00</b>	<b>\$48,237.05</b>	<b>61.1%</b>	<b>\$30,754.95</b>
44 - INTERGOVERNMENTAL	\$75,000.00	\$0.00	\$45,740.05	61.0%	\$29,259.95
45 - CHARGES/FEES	\$1,000.00	\$0.00	\$150.00	15.0%	\$850.00
47 - MISCELLANEOUS REVENUE	\$2,992.00	\$0.00	\$2,347.00	78.4%	\$645.00
<b>014 - FIRE DEPT REPLACEMENT FUN</b>	<b>\$0.00</b>	<b>\$0.00</b>	<b>\$13.78</b>	<b>0.0%</b>	<b>\$13.78</b>
43 - USE OF MONEY & PROPERTY	\$0.00	\$0.00	\$13.78	0.0%	\$13.78
<b>323 - CAP OUTLAY SAVINGS/LOST</b>	<b>\$167,860.00</b>	<b>\$0.00</b>	<b>\$185,115.69</b>	<b>110.3%</b>	<b>(\$17,255.69)</b>
43 - USE OF MONEY & PROPERTY	\$0.00	\$0.00	\$540.72	0.0%	\$540.72
44 - INTERGOVERNMENTAL	\$57,860.00	\$0.00	\$70,360.25	121.6%	(\$12,500.25)
47 - MISCELLANEOUS REVENUE	\$0.00	\$0.00	\$4,214.72	0.0%	\$4,214.72
48 - OTHER FINANCING SOURCES	\$110,000.00	\$0.00	\$110,000.00	100.0%	\$0.00
<b>TOTAL REVENUE</b>	<b>\$246,852.00</b>	<b>\$0.00</b>	<b>\$233,366.52</b>	<b>94.5%</b>	<b>\$13,485.48</b>



**City of Independence**  
**Budget Report**  
 Fire Department as of 3/19/26

Percent of Fiscal YTD 75 %

2026 EXPENSE REPORT

	Budget Estimate	MTD Balance	YTD Balance	% Expd	Unexpended
<b>001 - GENERAL FUND</b>	<b>\$484,732.00</b>	<b>\$69,997.49</b>	<b>\$342,923.95</b>	<b>70.7%</b>	<b>\$141,808.05</b>
<b>150 - FIRE</b>	<b>\$484,732.00</b>	<b>\$69,997.49</b>	<b>\$342,923.95</b>	<b>70.7%</b>	<b>\$141,808.05</b>
60 - SALARIES AND WAGES	\$306,926.00	\$19,763.56	\$206,565.38	67.3%	\$100,360.62
61 - EMPLOYEE BENEFITS & COSTS	\$5,700.00	\$376.94	\$3,829.41	67.2%	\$1,870.59
62 - STAFF DEVELOPMENT	\$9,750.00	\$1,928.94	\$6,309.04	64.7%	\$3,440.96
63 - REPAIR, MAINT & UTILITIES	\$73,492.00	\$2,398.36	\$51,551.70	70.1%	\$21,940.30
64 - CONTRACTUAL SERVICES	\$80,764.00	\$45,323.11	\$70,357.16	87.1%	\$10,406.84
65 - COMMODITIES	\$8,100.00	\$206.58	\$4,311.26	53.2%	\$3,788.74
<b>112 - EMPLOYEE BENEFITS</b>	<b>\$197,515.00</b>	<b>\$3,162.17</b>	<b>\$67,765.59</b>	<b>34.3%</b>	<b>\$129,749.41</b>
<b>150 - FIRE</b>	<b>\$197,515.00</b>	<b>\$3,162.17</b>	<b>\$67,765.59</b>	<b>34.3%</b>	<b>\$129,749.41</b>
61 - EMPLOYEE BENEFITS & COSTS	\$197,515.00	\$3,162.17	\$67,765.59	34.3%	\$129,749.41
<b>323 - CAP OUTLAY SAVINGS/LOST</b>	<b>\$274,500.00</b>	<b>\$19,283.79</b>	<b>\$141,224.84</b>	<b>51.4%</b>	<b>\$133,275.16</b>
<b>150 - FIRE</b>	<b>\$274,500.00</b>	<b>\$19,283.79</b>	<b>\$141,224.84</b>	<b>51.4%</b>	<b>\$133,275.16</b>
65 - COMMODITIES	\$195,000.00	\$3,275.79	\$120,949.93	62.0%	\$74,050.07
67 - CAPITAL OUTLAY	\$79,500.00	\$16,008.00	\$20,274.91	25.5%	\$59,225.09
<b>TOTAL EXPENSE</b>	<b>\$956,747.00</b>	<b>\$92,443.45</b>	<b>\$551,914.38</b>	<b>57.7%</b>	<b>\$404,832.62</b>



City of Independence  
Budget Report  
Fire Department as of 3/19/26

Percent of Fiscal YTD 75 %

	Net Budget	Net MTD Balance	Net YTD Balance	Net %	Net Balance
<b>001 - GENERAL FUND</b>	(\$405,740.00)	(\$69,997.49)	(\$294,686.90)	69.4%	(\$111,053.10)
<b>014 - FIRE DEPT REPLACEMENT FUN</b>	\$0.00	\$0.00	\$13.78		(\$13.78)
<b>112 - EMPLOYEE BENEFITS</b>	(\$197,515.00)	(\$3,162.17)	(\$67,765.59)	34.3%	(\$129,749.41)
<b>323 - CAP OUTLAY SAVINGS/LOST</b>	(\$106,640.00)	(\$19,283.79)	\$43,890.85	73.8%	(\$150,530.85)
<b>TOTAL (REV LESS EXP)</b>	(\$709,895.00)	(\$92,443.45)	(\$318,547.86)	65.2%	(\$391,347.14)



**REVENUES AND EXPENSES TO  
DATE – INFORMATION ONLY**

---

# Garbage Budget



City of Independence  
**Budget Report**  
 Garbage as of 3/19/26

Percent of Fiscal YTD 75 %

2026 REVENUE REPORT

	Budget Estimate	MTD Balance	YTD Balance	% Rcvd	Balance
<b>001 - GENERAL FUND</b>	<b>\$701,620.00</b>	<b>\$21,371.19</b>	<b>\$427,291.80</b>	<b>60.9%</b>	<b>\$274,328.20</b>
41 - LICENSES & PERMITS	\$120.00	\$0.00	\$0.00	0.0%	\$120.00
45 - CHARGES/FEES	\$700,000.00	\$21,341.19	\$426,631.80	60.9%	\$273,368.20
47 - MISCELLANEOUS REVENUE	\$1,500.00	\$30.00	\$660.00	44.0%	\$840.00
<b>TOTAL REVENUE</b>	<b>\$701,620.00</b>	<b>\$21,371.19</b>	<b>\$427,291.80</b>	<b>60.9%</b>	<b>\$274,328.20</b>

2026 EXPENSE REPORT

	Budget Estimate	MTD Balance	YTD Balance	% Expd	Unexpended
<b>001 - GENERAL FUND</b>	<b>\$690,064.00</b>	<b>\$54,114.43</b>	<b>\$549,713.50</b>	<b>79.7%</b>	<b>\$140,350.50</b>
<b>290 - GARBAGE</b>	<b>\$690,064.00</b>	<b>\$54,114.43</b>	<b>\$549,713.50</b>	<b>79.7%</b>	<b>\$140,350.50</b>
64 - CONTRACTUAL SERVICES	\$690,064.00	\$54,114.43	\$549,713.50	79.7%	\$140,350.50
<b>TOTAL EXPENSE</b>	<b>\$690,064.00</b>	<b>\$54,114.43</b>	<b>\$549,713.50</b>	<b>79.7%</b>	<b>\$140,350.50</b>



City of Independence  
**Budget Report**  
Garbage as of 3/19/26

Percent of Fiscal YTD 75 %

	Net Budget	Net MTD Balance	Net YTD Balance	Net %	Net Balance
001 - GENERAL FUND	\$11,556.00	(\$32,743.24)	(\$122,421.70)	70.2%	\$133,977.70
<b>TOTAL (REV LESS EXP)</b>	\$11,556.00	(\$32,743.24)	(\$122,421.70)	70.2%	\$133,977.70



**REVENUES AND EXPENSES TO  
DATE – INFORMATION ONLY**

---

# Library Budget



City of Independence  
**Budget Report**  
 Library as of 3/19/26

Percent of Fiscal YTD 75 %

2026 REVENUE REPORT

	Budget Estimate	MTD Balance	YTD Balance	% Rcvd	Balance
<b>003 - LIBRARY</b>	<b>\$59,475.00</b>	<b>\$327.10</b>	<b>\$56,952.05</b>	<b>95.8%</b>	<b>\$2,522.95</b>
44 - INTERGOVERNMENTAL	\$54,100.00	\$0.00	\$53,023.95	98.0%	\$1,076.05
45 - CHARGES/FEES	\$3,500.00	\$197.95	\$2,972.80	84.9%	\$527.20
47 - MISCELLANEOUS REVENUE	\$1,875.00	\$129.15	\$955.30	50.9%	\$919.70
<b>TOTAL REVENUE</b>	<b>\$59,475.00</b>	<b>\$327.10</b>	<b>\$56,952.05</b>	<b>95.8%</b>	<b>\$2,522.95</b>

2026 EXPENSE REPORT

	Budget Estimate	MTD Balance	YTD Balance	% Expd	Unexpended
<b>003 - LIBRARY</b>	<b>\$474,789.00</b>	<b>\$46,867.96</b>	<b>\$321,544.24</b>	<b>67.7%</b>	<b>\$153,244.76</b>
<b>410 - LIBRARY</b>	<b>\$474,789.00</b>	<b>\$46,867.96</b>	<b>\$321,544.24</b>	<b>67.7%</b>	<b>\$153,244.76</b>
60 - SALARIES AND WAGES	\$305,426.00	\$23,477.59	\$218,575.64	71.6%	\$86,850.36
61 - EMPLOYEE BENEFITS & COSTS	\$3,000.00	\$357.00	\$2,050.50	68.4%	\$949.50
62 - STAFF DEVELOPMENT	\$5,100.00	\$32.00	\$3,181.70	62.4%	\$1,918.30
63 - REPAIR, MAINT & UTILITIES	\$33,664.00	\$2,336.47	\$18,101.31	53.8%	\$15,562.69
64 - CONTRACTUAL SERVICES	\$58,324.00	\$15,975.52	\$37,396.34	64.1%	\$20,927.66



City of Independence  
**Budget Report**  
 Library as of 3/19/26

Percent of Fiscal YTD 75 %

	Budget Estimate	MTD Balance	YTD Balance	% Expd	Unexpended
65 - COMMODITIES	\$69,275.00	\$4,689.38	\$42,238.75	61.0%	\$27,036.25
<b>112 - EMPLOYEE BENEFITS</b>	<b>\$99,282.00</b>	<b>\$4,073.88</b>	<b>\$90,339.14</b>	<b>91.0%</b>	<b>\$8,942.86</b>
<b>410 - LIBRARY</b>	<b>\$99,282.00</b>	<b>\$4,073.88</b>	<b>\$90,339.14</b>	<b>91.0%</b>	<b>\$8,942.86</b>
61 - EMPLOYEE BENEFITS & COSTS	\$99,282.00	\$4,073.88	\$90,339.14	91.0%	\$8,942.86
<b>323 - CAP OUTLAY SAVINGS/LOST</b>	<b>\$6,000.00</b>	<b>\$0.00</b>	<b>\$733.53</b>	<b>12.2%</b>	<b>\$5,266.47</b>
<b>410 - LIBRARY</b>	<b>\$6,000.00</b>	<b>\$0.00</b>	<b>\$733.53</b>	<b>12.2%</b>	<b>\$5,266.47</b>
67 - CAPITAL OUTLAY	\$6,000.00	\$0.00	\$733.53	12.2%	\$5,266.47
<b>TOTAL EXPENSE</b>	<b>\$580,071.00</b>	<b>\$50,941.84</b>	<b>\$412,616.91</b>	<b>71.1%</b>	<b>\$167,454.09</b>

	Net Budget	Net MTD Balance	Net YTD Balance	Net %	Net Balance
<b>003 - LIBRARY</b>	(\$415,314.00)	(\$46,540.86)	(\$264,592.19)	70.8%	(\$150,721.81)
<b>112 - EMPLOYEE BENEFITS</b>	(\$99,282.00)	(\$4,073.88)	(\$90,339.14)	91.0%	(\$8,942.86)
<b>323 - CAP OUTLAY SAVINGS/LOST</b>	(\$6,000.00)	\$0.00	(\$733.53)	12.2%	(\$5,266.47)
<b>TOTAL (REV LESS EXP)</b>	<b>(\$520,596.00)</b>	<b>(\$50,614.74)</b>	<b>(\$355,664.86)</b>	<b>73.4%</b>	<b>(\$164,931.14)</b>



**REVENUES AND EXPENSES TO  
DATE – INFORMATION ONLY**

---

# Park & Recreation Budget



**City of Independence**  
**Budget Report**  
 Parks & Recreation as of 3/19/26

Percent of Fiscal YTD 75 %

2026 REVENUE REPORT

	Budget Estimate	MTD Balance	YTD Balance	% Rcvd	Balance
<b>001 - GENERAL FUND</b>	<b>\$629,587.00</b>	<b>\$42,406.73</b>	<b>\$458,709.25</b>	<b>72.9%</b>	<b>\$170,877.75</b>
41 - LICENSES & PERMITS	\$3,500.00	\$63.00	\$799.88	22.9%	\$2,700.12
43 - USE OF MONEY & PROPERTY	\$95,699.00	\$1,648.83	\$63,372.04	66.2%	\$32,326.96
44 - INTERGOVERNMENTAL	\$1,000.00	\$0.00	\$0.00	0.0%	\$1,000.00
45 - CHARGES/FEES	\$341,942.00	\$36,188.41	\$252,012.35	73.7%	\$89,929.65
47 - MISCELLANEOUS REVENUE	\$187,446.00	\$4,506.49	\$142,524.98	76.0%	\$44,921.02
<b>043 - PARKS REPLACEMENT FUND</b>	<b>\$0.00</b>	<b>\$0.00</b>	<b>\$805.58</b>	<b>0.0%</b>	<b>\$805.58</b>
43 - USE OF MONEY & PROPERTY	\$0.00	\$0.00	\$805.58	0.0%	\$805.58
<b>304 - PARKS &amp; REC PROJECTS</b>	<b>\$61,610.00</b>	<b>\$600.00</b>	<b>\$66,210.00</b>	<b>107.5%</b>	<b>(\$4,600.00)</b>
47 - MISCELLANEOUS REVENUE	\$61,610.00	\$600.00	\$66,210.00	107.5%	(\$4,600.00)
<b>323 - CAP OUTLAY SAVINGS/LOST</b>	<b>\$133,315.00</b>	<b>\$0.00</b>	<b>\$134,676.99</b>	<b>101.0%</b>	<b>(\$1,361.99)</b>
43 - USE OF MONEY & PROPERTY	\$0.00	\$0.00	\$361.93	0.0%	\$361.93
47 - MISCELLANEOUS REVENUE	\$0.00	\$0.00	\$1,000.00	0.0%	\$1,000.00
48 - OTHER FINANCING SOURCES	\$133,315.00	\$0.00	\$133,315.06	100.0%	(\$0.06)
<b>TOTAL REVENUE</b>	<b>\$824,512.00</b>	<b>\$43,006.73</b>	<b>\$660,401.82</b>	<b>80.1%</b>	<b>\$164,110.18</b>



**City of Independence**  
**Budget Report**  
 Parks & Recreation as of 3/19/26

Percent of Fiscal YTD 75 %

2026 EXPENSE REPORT

	Budget Estimate	MTD Balance	YTD Balance	% Expd	Unexpended
<b>001 - GENERAL FUND</b>	<b>\$1,349,327.00</b>	<b>\$127,976.07</b>	<b>\$962,574.35</b>	<b>71.3%</b>	<b>\$386,752.65</b>
<b>430 - PARKS</b>	<b>\$391,184.00</b>	<b>\$65,639.78</b>	<b>\$287,669.13</b>	<b>73.5%</b>	<b>\$103,514.87</b>
60 - SALARIES AND WAGES	\$174,601.00	\$9,460.78	\$128,917.96	73.8%	\$45,683.04
61 - EMPLOYEE BENEFITS & COSTS	\$2,600.00	\$451.06	\$2,050.24	78.9%	\$549.76
63 - REPAIR, MAINT & UTILITIES	\$102,020.00	\$1,497.83	\$88,064.10	86.3%	\$13,955.90
64 - CONTRACTUAL SERVICES	\$104,163.00	\$52,414.43	\$58,533.18	56.2%	\$45,629.82
65 - COMMODITIES	\$7,800.00	\$1,815.68	\$10,103.65	129.5%	(\$2,303.65)
<b>431 - FORESTRY/GREENHOUSE</b>	<b>\$6,900.00</b>	<b>\$0.00</b>	<b>\$8,529.28</b>	<b>123.6%</b>	<b>(\$1,629.28)</b>
60 - SALARIES AND WAGES	\$4,000.00	\$0.00	\$6,499.59	162.5%	(\$2,499.59)
63 - REPAIR, MAINT & UTILITIES	\$2,500.00	\$0.00	\$1,991.41	79.7%	\$508.59
65 - COMMODITIES	\$400.00	\$0.00	\$38.28	9.6%	\$361.72
<b>432 - DOG PARK</b>	<b>\$2,250.00</b>	<b>\$0.00</b>	<b>\$463.79</b>	<b>20.6%</b>	<b>\$1,786.21</b>
63 - REPAIR, MAINT & UTILITIES	\$2,000.00	\$0.00	\$32.99	1.6%	\$1,967.01
65 - COMMODITIES	\$250.00	\$0.00	\$430.80	172.3%	(\$180.80)
<b>440 - RECREATION - OPERATING</b>	<b>\$315,776.00</b>	<b>\$24,781.79</b>	<b>\$193,160.49</b>	<b>61.2%</b>	<b>\$122,615.51</b>
60 - SALARIES AND WAGES	\$283,551.00	\$19,740.94	\$167,688.89	59.1%	\$115,862.11
61 - EMPLOYEE BENEFITS & COSTS	\$6,400.00	\$539.20	\$4,600.00	71.9%	\$1,800.00



City of Independence  
**Budget Report**  
 Parks & Recreation as of 3/19/26

Percent of Fiscal YTD 75 %

	Budget Estimate	MTD Balance	YTD Balance	% Expd	Unexpended
62 - STAFF DEVELOPMENT	\$850.00	\$0.00	\$1,083.98	127.5%	(\$233.98)
63 - REPAIR, MAINT & UTILITIES	\$6,500.00	\$46.33	\$1,073.90	16.5%	\$5,426.10
64 - CONTRACTUAL SERVICES	\$16,575.00	\$3,146.64	\$15,714.73	94.8%	\$860.27
65 - COMMODITIES	\$1,900.00	\$1,308.68	\$2,998.99	157.8%	(\$1,098.99)
<b>441 - RECREATION - RIVER'S EDGE</b>	<b>\$89,662.00</b>	<b>\$16,019.16</b>	<b>\$107,369.14</b>	<b>119.7%</b>	<b>(\$17,707.14)</b>
60 - SALARIES AND WAGES	\$14,712.00	\$1,373.07	\$19,665.16	133.7%	(\$4,953.16)
63 - REPAIR, MAINT & UTILITIES	\$22,400.00	\$2,358.92	\$19,689.49	87.9%	\$2,710.51
64 - CONTRACTUAL SERVICES	\$8,550.00	\$245.00	\$5,639.45	66.0%	\$2,910.55
65 - COMMODITIES	\$44,000.00	\$12,042.17	\$62,375.04	141.8%	(\$18,375.04)
<b>442 - RECREATION - OUTDOOR</b>	<b>\$73,150.00</b>	<b>\$2,628.80</b>	<b>\$36,266.86</b>	<b>49.6%</b>	<b>\$36,883.14</b>
64 - CONTRACTUAL SERVICES	\$17,000.00	\$0.00	\$1,772.25	10.4%	\$15,227.75
65 - COMMODITIES	\$56,150.00	\$2,628.80	\$34,494.61	61.4%	\$21,655.39
<b>443 - RECREATION - FALCON CIVIC</b>	<b>\$105,085.00</b>	<b>\$13,829.39</b>	<b>\$93,651.77</b>	<b>89.1%</b>	<b>\$11,433.23</b>
60 - SALARIES AND WAGES	\$28,435.00	\$5,124.46	\$35,118.69	123.5%	(\$6,683.69)
63 - REPAIR, MAINT & UTILITIES	\$38,950.00	\$5,528.22	\$33,165.84	85.1%	\$5,784.16
64 - CONTRACTUAL SERVICES	\$31,750.00	\$2,531.16	\$20,851.56	65.7%	\$10,898.44
65 - COMMODITIES	\$5,950.00	\$645.55	\$4,515.68	75.9%	\$1,434.32
<b>444 - RECREATION - SWIMMING POO</b>	<b>\$179,800.00</b>	<b>\$595.40</b>	<b>\$123,281.44</b>	<b>68.6%</b>	<b>\$56,518.56</b>
60 - SALARIES AND WAGES	\$85,000.00	\$0.00	\$55,186.41	64.9%	\$29,813.59



**City of Independence**  
**Budget Report**  
 Parks & Recreation as of 3/19/26

Percent of Fiscal YTD 75 %

	Budget Estimate	MTD Balance	YTD Balance	% Expd	Unexpended
62 - STAFF DEVELOPMENT	\$0.00	\$0.00	\$599.00	599.0%	\$599.00
63 - REPAIR, MAINT & UTILITIES	\$37,000.00	\$490.40	\$24,394.41	65.9%	\$12,605.59
64 - CONTRACTUAL SERVICES	\$4,850.00	\$105.00	\$4,168.50	85.9%	\$681.50
65 - COMMODITIES	\$52,950.00	\$0.00	\$38,933.12	73.5%	\$14,016.88
<b>445 - RECREATION - RV PARK</b>	<b>\$42,550.00</b>	<b>\$3,964.05</b>	<b>\$23,146.62</b>	<b>54.4%</b>	<b>\$19,403.38</b>
63 - REPAIR, MAINT & UTILITIES	\$39,000.00	\$3,949.06	\$20,365.35	52.2%	\$18,634.65
64 - CONTRACTUAL SERVICES	\$3,000.00	\$0.00	\$2,100.00	70.0%	\$900.00
65 - COMMODITIES	\$550.00	\$14.99	\$681.27	123.9%	(\$131.27)
<b>446 - RECREATION - COMPLEX</b>	<b>\$129,950.00</b>	<b>\$517.70</b>	<b>\$82,481.09</b>	<b>63.5%</b>	<b>\$47,468.91</b>
60 - SALARIES AND WAGES	\$32,000.00	\$0.00	\$11,287.65	35.3%	\$20,712.35
63 - REPAIR, MAINT & UTILITIES	\$18,950.00	\$342.70	\$11,115.64	58.7%	\$7,834.36
64 - CONTRACTUAL SERVICES	\$25,000.00	\$0.00	\$30,080.00	120.3%	(\$5,080.00)
65 - COMMODITIES	\$54,000.00	\$175.00	\$29,997.80	55.6%	\$24,002.20
<b>450 - CEMETERY</b>	<b>\$13,020.00</b>	<b>\$0.00</b>	<b>\$6,554.74</b>	<b>50.3%</b>	<b>\$6,465.26</b>
60 - SALARIES AND WAGES	\$6,970.00	\$0.00	\$5,049.14	72.4%	\$1,920.86
63 - REPAIR, MAINT & UTILITIES	\$2,700.00	\$0.00	\$1,505.60	55.8%	\$1,194.40
64 - CONTRACTUAL SERVICES	\$1,750.00	\$0.00	\$0.00	0.0%	\$1,750.00
65 - COMMODITIES	\$1,600.00	\$0.00	\$0.00	0.0%	\$1,600.00
<b>112 - EMPLOYEE BENEFITS</b>	<b>\$240,637.00</b>	<b>\$5,630.89</b>	<b>\$121,313.12</b>	<b>50.4%</b>	<b>\$119,323.88</b>



**City of Independence**  
**Budget Report**  
 Parks & Recreation as of 3/19/26

Percent of Fiscal YTD 75 %

	Budget Estimate	MTD Balance	YTD Balance	% Expd	Unexpended
<b>430 - PARKS</b>	<b>\$87,615.00</b>	<b>\$1,650.02</b>	<b>\$46,485.80</b>	<b>53.1%</b>	<b>\$41,129.20</b>
61 - EMPLOYEE BENEFITS & COSTS	\$87,615.00	\$1,650.02	\$46,485.80	53.1%	\$41,129.20
<b>431 - FORESTRY/GREENHOUSE</b>	<b>\$684.00</b>	<b>\$0.00</b>	<b>\$610.06</b>	<b>89.2%</b>	<b>\$73.94</b>
61 - EMPLOYEE BENEFITS & COSTS	\$684.00	\$0.00	\$610.06	89.2%	\$73.94
<b>440 - RECREATION - OPERATING</b>	<b>\$129,656.00</b>	<b>\$3,113.17</b>	<b>\$60,489.46</b>	<b>46.7%</b>	<b>\$69,166.54</b>
61 - EMPLOYEE BENEFITS & COSTS	\$129,656.00	\$3,113.17	\$60,489.46	46.7%	\$69,166.54
<b>441 - RECREATION - RIVER'S EDGE</b>	<b>\$2,515.00</b>	<b>\$144.35</b>	<b>\$2,708.24</b>	<b>107.7%</b>	<b>(\$193.24)</b>
61 - EMPLOYEE BENEFITS & COSTS	\$2,515.00	\$144.35	\$2,708.24	107.7%	(\$193.24)
<b>443 - RECREATION - FALCON CIVIC</b>	<b>\$4,861.00</b>	<b>\$723.35</b>	<b>\$4,562.22</b>	<b>93.9%</b>	<b>\$298.78</b>
61 - EMPLOYEE BENEFITS & COSTS	\$4,861.00	\$723.35	\$4,562.22	93.9%	\$298.78
<b>444 - RECREATION - SWIMMING POOL</b>	<b>\$8,645.00</b>	<b>\$0.00</b>	<b>\$4,860.84</b>	<b>56.2%</b>	<b>\$3,784.16</b>
61 - EMPLOYEE BENEFITS & COSTS	\$8,645.00	\$0.00	\$4,860.84	56.2%	\$3,784.16
<b>446 - RECREATION - COMPLEX</b>	<b>\$5,469.00</b>	<b>\$0.00</b>	<b>\$1,197.79</b>	<b>21.9%</b>	<b>\$4,271.21</b>
61 - EMPLOYEE BENEFITS & COSTS	\$5,469.00	\$0.00	\$1,197.79	21.9%	\$4,271.21
<b>450 - CEMETERY</b>	<b>\$1,192.00</b>	<b>\$0.00</b>	<b>\$398.71</b>	<b>33.4%</b>	<b>\$793.29</b>
61 - EMPLOYEE BENEFITS & COSTS	\$1,192.00	\$0.00	\$398.71	33.4%	\$793.29
<b>304 - PARKS &amp; REC PROJECTS</b>	<b>\$41,000.00</b>	<b>\$0.00</b>	<b>\$42,098.61</b>	<b>102.7%</b>	<b>(\$1,098.61)</b>
<b>446 - RECREATION - COMPLEX</b>	<b>\$41,000.00</b>	<b>\$0.00</b>	<b>\$42,098.61</b>	<b>102.7%</b>	<b>(\$1,098.61)</b>
64 - CONTRACTUAL SERVICES	\$41,000.00	\$0.00	\$42,098.61	102.7%	(\$1,098.61)



**City of Independence**  
**Budget Report**  
 Parks & Recreation as of 3/19/26

Percent of Fiscal YTD 75 %

	Budget Estimate	MTD Balance	YTD Balance	% Expd	Unexpended
<b>323 - CAP OUTLAY SAVINGS/LOST</b>	<b>\$246,974.00</b>	<b>\$9,543.10</b>	<b>\$174,011.44</b>	<b>70.5%</b>	<b>\$72,962.56</b>
<b>430 - PARKS</b>	<b>\$157,500.00</b>	<b>\$150.00</b>	<b>\$108,458.33</b>	<b>68.9%</b>	<b>\$49,041.67</b>
67 - CAPITAL OUTLAY	\$157,500.00	\$150.00	\$108,458.33	68.9%	\$49,041.67
<b>441 - RECREATION - RIVER'S EDGE</b>	<b>\$4,374.00</b>	<b>\$426.56</b>	<b>\$7,961.51</b>	<b>182.0%</b>	<b>(\$3,587.51)</b>
67 - CAPITAL OUTLAY	\$4,374.00	\$426.56	\$7,961.51	182.0%	(\$3,587.51)
<b>443 - RECREATION - FALCON CIVIC</b>	<b>\$47,100.00</b>	<b>\$8,966.54</b>	<b>\$34,815.43</b>	<b>73.9%</b>	<b>\$12,284.57</b>
67 - CAPITAL OUTLAY	\$47,100.00	\$8,966.54	\$34,815.43	73.9%	\$12,284.57
<b>446 - RECREATION - COMPLEX</b>	<b>\$38,000.00</b>	<b>\$0.00</b>	<b>\$22,776.17</b>	<b>59.9%</b>	<b>\$15,223.83</b>
67 - CAPITAL OUTLAY	\$38,000.00	\$0.00	\$22,776.17	59.9%	\$15,223.83
<b>TOTAL EXPENSE</b>	<b>\$1,877,938.00</b>	<b>\$143,150.06</b>	<b>\$1,299,997.52</b>	<b>69.2%</b>	<b>\$577,940.48</b>

	Net Budget	Net MTD Balance	Net YTD Balance	Net %	Net Balance
<b>001 - GENERAL FUND</b>	(\$719,740.00)	(\$85,569.34)	(\$503,865.10)	71.8%	(\$215,874.90)
<b>043 - PARKS REPLACEMENT FUND</b>	\$0.00	\$0.00	\$805.58		(\$805.58)
<b>112 - EMPLOYEE BENEFITS</b>	(\$240,637.00)	(\$5,630.89)	(\$121,313.12)	50.4%	(\$119,323.88)
<b>304 - PARKS &amp; REC PROJECTS</b>	\$20,610.00	\$600.00	\$24,111.39	105.6%	(\$3,501.39)
<b>323 - CAP OUTLAY SAVINGS/LOST</b>	(\$113,659.00)	(\$9,543.10)	(\$39,334.45)	81.2%	(\$74,324.55)
<b>TOTAL (REV LESS EXP)</b>	(\$1,053,426.00)	(\$100,143.33)	(\$639,595.70)	72.5%	(\$413,830.30)



**REVENUES AND EXPENSES TO  
DATE – INFORMATION ONLY**

---

# Police Department Budget



City of Independence  
**Budget Report**  
 Police Department as of 3/19/26

Percent of Fiscal YTD 75 %

2026 REVENUE REPORT

	Budget Estimate	MTD Balance	YTD Balance	% Rcvd	Balance
<b>001 - GENERAL FUND</b>	<b>\$64,753.00</b>	<b>\$95.00</b>	<b>\$9,934.46</b>	<b>15.3%</b>	<b>\$54,818.54</b>
41 - LICENSES & PERMITS	\$800.00	\$0.00	\$700.00	87.5%	\$100.00
43 - USE OF MONEY & PROPERTY	\$0.00	\$0.00	\$179.95	0.0%	\$179.95
44 - INTERGOVERNMENTAL	\$52,002.00	\$0.00	\$0.00	0.0%	\$52,002.00
45 - CHARGES/FEES	\$600.00	\$0.00	\$495.00	82.5%	\$105.00
47 - MISCELLANEOUS REVENUE	\$11,351.00	\$95.00	\$8,559.51	75.4%	\$2,791.49
<b>323 - CAP OUTLAY SAVINGS/LOST</b>	<b>\$223,700.00</b>	<b>\$0.00</b>	<b>\$223,897.60</b>	<b>100.1%</b>	<b>(\$197.60)</b>
43 - USE OF MONEY & PROPERTY	\$0.00	\$0.00	\$197.60	0.0%	\$197.60
48 - OTHER FINANCING SOURCES	\$223,700.00	\$0.00	\$223,700.00	100.0%	\$0.00
<b>TOTAL REVENUE</b>	<b>\$288,453.00</b>	<b>\$95.00</b>	<b>\$233,832.06</b>	<b>81.1%</b>	<b>\$54,620.94</b>

2026 EXPENSE REPORT

	Budget Estimate	MTD Balance	YTD Balance	% Expd	Unexpended
<b>001 - GENERAL FUND</b>	<b>\$1,375,533.00</b>	<b>\$101,482.06</b>	<b>\$1,022,005.93</b>	<b>74.3%</b>	<b>\$353,527.07</b>
<b>110 - POLICE</b>	<b>\$1,375,533.00</b>	<b>\$101,482.06</b>	<b>\$1,022,005.93</b>	<b>74.3%</b>	<b>\$353,527.07</b>



**City of Independence  
Budget Report  
Police Department as of 3/19/26**

Percent of Fiscal YTD 75 %

	Budget Estimate	MTD Balance	YTD Balance	% Expd	Unexpended
60 - SALARIES AND WAGES	\$928,200.00	\$65,652.09	\$653,667.41	70.4%	\$274,532.59
61 - EMPLOYEE BENEFITS & COSTS	\$21,600.00	\$3,493.69	\$14,607.12	67.6%	\$6,992.88
62 - STAFF DEVELOPMENT	\$39,900.00	\$943.25	\$15,635.98	39.2%	\$24,264.02
63 - REPAIR, MAINT & UTILITIES	\$68,750.00	\$4,688.90	\$52,186.15	75.9%	\$16,563.85
64 - CONTRACTUAL SERVICES	\$268,334.00	\$25,481.95	\$235,023.21	87.6%	\$33,310.79
65 - COMMODITIES	\$48,749.00	\$1,222.18	\$50,886.06	104.4%	(\$2,137.06)
<b>112 - EMPLOYEE BENEFITS</b>	<b>\$488,923.00</b>	<b>\$12,660.16</b>	<b>\$274,839.52</b>	<b>56.2%</b>	<b>\$214,083.48</b>
<b>110 - POLICE</b>	<b>\$488,923.00</b>	<b>\$12,660.16</b>	<b>\$274,839.52</b>	<b>56.2%</b>	<b>\$214,083.48</b>
61 - EMPLOYEE BENEFITS & COSTS	\$488,923.00	\$12,660.16	\$274,839.52	56.2%	\$214,083.48
<b>323 - CAP OUTLAY SAVINGS/LOST</b>	<b>\$252,700.00</b>	<b>\$10,919.52</b>	<b>\$237,319.07</b>	<b>93.9%</b>	<b>\$15,380.93</b>
<b>110 - POLICE</b>	<b>\$252,700.00</b>	<b>\$10,919.52</b>	<b>\$237,319.07</b>	<b>93.9%</b>	<b>\$15,380.93</b>
67 - CAPITAL OUTLAY	\$252,700.00	\$10,919.52	\$237,319.07	93.9%	\$15,380.93
<b>TOTAL EXPENSE</b>	<b>\$2,117,156.00</b>	<b>\$125,061.74</b>	<b>\$1,534,164.52</b>	<b>72.5%</b>	<b>\$582,991.48</b>

	Net Budget	Net MTD Balance	Net YTD Balance	Net %	Net Balance
<b>001 - GENERAL FUND</b>	(\$1,310,780.00)	(\$101,387.06)	(\$1,012,071.47)	71.6%	(\$298,708.53)
<b>112 - EMPLOYEE BENEFITS</b>	(\$488,923.00)	(\$12,660.16)	(\$274,839.52)	56.2%	(\$214,083.48)
<b>323 - CAP OUTLAY SAVINGS/LOST</b>	(\$29,000.00)	(\$10,919.52)	(\$13,421.47)	96.8%	(\$15,578.53)



City of Independence  
**Budget Report**  
Police Department as of 3/19/26

Percent of Fiscal YTD 75 %

	Net Budget	Net MTD Balance	Net YTD Balance	Net %	Net Balance
<b>TOTAL (REV LESS EXP)</b>	(\$1,828,703.00)	(\$124,966.74)	(\$1,300,332.46)	73.5%	(\$528,370.54)



**REVENUES AND EXPENSES TO  
DATE – INFORMATION ONLY**

---

# Storm Water Budget



**City of Independence**  
**Budget Report**  
 Storm Water Department as of 3/19/26

Percent of Fiscal YTD 75 %

2026 REVENUE REPORT

	Budget Estimate	MTD Balance	YTD Balance	% Rcvd	Balance
<b>740 - STORM WATER DEPT</b>	<b>\$160,000.00</b>	<b>\$6,526.95</b>	<b>\$119,436.74</b>	<b>74.6%</b>	<b>\$40,563.26</b>
45 - CHARGES/FEES	\$160,000.00	\$6,526.95	\$119,436.74	74.6%	\$40,563.26
<b>TOTAL REVENUE</b>	<b>\$160,000.00</b>	<b>\$6,526.95</b>	<b>\$119,436.74</b>	<b>74.6%</b>	<b>\$40,563.26</b>

2026 EXPENSE REPORT

	Budget Estimate	MTD Balance	YTD Balance	% Expd	Unexpended
<b>740 - STORM WATER DEPT</b>	<b>\$353,318.00</b>	<b>\$1,525.03</b>	<b>\$229,631.76</b>	<b>65.0%</b>	<b>\$123,686.24</b>
<b>865 - STORM WATER</b>	<b>\$353,318.00</b>	<b>\$1,525.03</b>	<b>\$229,631.76</b>	<b>65.0%</b>	<b>\$123,686.24</b>
60 - SALARIES AND WAGES	\$15,725.00	\$589.80	\$2,569.01	16.3%	\$13,155.99
61 - EMPLOYEE BENEFITS & COSTS	\$3,093.00	\$54.07	\$929.26	30.0%	\$2,163.74
62 - STAFF DEVELOPMENT	\$1,500.00	\$0.00	\$0.00	0.0%	\$1,500.00
63 - REPAIR, MAINT & UTILITIES	\$50,000.00	\$0.00	\$13,606.72	27.2%	\$36,393.28
64 - CONTRACTUAL SERVICES	\$74,000.00	\$881.16	\$4,881.16	6.6%	\$69,118.84
67 - CAPITAL OUTLAY	\$209,000.00	\$0.00	\$207,645.61	99.4%	\$1,354.39
<b>TOTAL EXPENSE</b>	<b>\$353,318.00</b>	<b>\$1,525.03</b>	<b>\$229,631.76</b>	<b>65.0%</b>	<b>\$123,686.24</b>



City of Independence  
**Budget Report**  
Storm Water Department as of 3/19/26

Percent of Fiscal YTD 75 %

	Net Budget	Net MTD Balance	Net YTD Balance	Net %	Net Balance
740 - STORM WATER DEPT	(\$193,318.00)	\$5,001.92	(\$110,195.02)	68.0%	(\$83,122.98)
<b>TOTAL (REV LESS EXP)</b>	(\$193,318.00)	\$5,001.92	(\$110,195.02)	68.0%	(\$83,122.98)



**REVENUES AND EXPENSES TO  
DATE – INFORMATION ONLY**

---

# Street Department Budget



**City of Independence**  
**Budget Report**  
 Street Department as of 3/19/26

Percent of Fiscal YTD 75 %

2026 REVENUE REPORT

	Budget Estimate	MTD Balance	YTD Balance	% Rcvd	Balance
<b>001 - GENERAL FUND</b>	<b>\$8,793.00</b>	<b>\$304.05</b>	<b>\$3,111.19</b>	<b>35.4%</b>	<b>\$5,681.81</b>
44 - INTERGOVERNMENTAL	\$8,321.00	\$0.00	\$0.00	0.0%	\$8,321.00
47 - MISCELLANEOUS REVENUE	\$472.00	\$304.05	\$3,111.19	659.2%	(\$2,639.19)
<b>012 - STREET REPLACEMENT FUND</b>	<b>\$0.00</b>	<b>\$0.00</b>	<b>\$2.43</b>	<b>0.0%</b>	<b>\$2.43</b>
43 - USE OF MONEY & PROPERTY	\$0.00	\$0.00	\$2.43	0.0%	\$2.43
<b>110 - STREETS DEPT - ROAD USE T</b>	<b>\$848,960.00</b>	<b>\$57,557.39</b>	<b>\$618,551.23</b>	<b>72.9%</b>	<b>\$230,408.77</b>
44 - INTERGOVERNMENTAL	\$848,960.00	\$57,557.39	\$618,551.23	72.9%	\$230,408.77
<b>323 - CAP OUTLAY SAVINGS/LOST</b>	<b>\$177,500.00</b>	<b>\$0.00</b>	<b>\$163,396.41</b>	<b>92.1%</b>	<b>\$14,103.59</b>
43 - USE OF MONEY & PROPERTY	\$0.00	\$0.00	\$496.41	0.0%	\$496.41
48 - OTHER FINANCING SOURCES	\$177,500.00	\$0.00	\$162,900.00	91.8%	\$14,600.00
<b>325 - CAP PROJ-1ST ST W RECON</b>	<b>\$425,000.00</b>	<b>\$0.00</b>	<b>\$427,088.86</b>	<b>100.5%</b>	<b>(\$2,088.86)</b>
43 - USE OF MONEY & PROPERTY	\$0.00	\$0.00	\$2,088.86	0.0%	\$2,088.86
48 - OTHER FINANCING SOURCES	\$425,000.00	\$0.00	\$425,000.00	100.0%	\$0.00
<b>TOTAL REVENUE</b>	<b>\$1,460,253.00</b>	<b>\$57,861.44</b>	<b>\$1,212,150.12</b>	<b>83.0%</b>	<b>\$248,102.88</b>



**City of Independence**  
**Budget Report**  
 Street Department as of 3/19/26

Percent of Fiscal YTD 75 %

2026 EXPENSE REPORT

	Budget Estimate	MTD Balance	YTD Balance	% Expd	Unexpended
<b>001 - GENERAL FUND</b>	<b>\$54,591.00</b>	<b>\$24,338.53</b>	<b>\$26,480.53</b>	<b>48.5%</b>	<b>\$28,110.47</b>
<b>210 - ROADS, BRIDGES, SIDEWALKS</b>	<b>\$54,591.00</b>	<b>\$24,338.53</b>	<b>\$26,480.53</b>	<b>48.5%</b>	<b>\$28,110.47</b>
63 - REPAIR, MAINT & UTILITIES	\$0.00	\$0.00	\$2,142.00	2,142...	\$2,142.00
64 - CONTRACTUAL SERVICES	\$54,591.00	\$24,338.53	\$24,338.53	44.6%	\$30,252.47
<b>110 - STREETS DEPT - ROAD USE T</b>	<b>\$802,939.00</b>	<b>\$44,046.54</b>	<b>\$444,385.54</b>	<b>55.3%</b>	<b>\$358,553.46</b>
<b>210 - ROADS, BRIDGES, SIDEWALKS</b>	<b>\$660,240.00</b>	<b>\$30,810.79</b>	<b>\$326,458.89</b>	<b>49.4%</b>	<b>\$333,781.11</b>
60 - SALARIES AND WAGES	\$362,692.00	\$24,601.38	\$214,373.14	59.1%	\$148,318.86
61 - EMPLOYEE BENEFITS & COSTS	\$10,400.00	\$513.40	\$5,565.76	53.5%	\$4,834.24
62 - STAFF DEVELOPMENT	\$2,900.00	\$0.00	\$631.88	21.8%	\$2,268.12
63 - REPAIR, MAINT & UTILITIES	\$111,560.00	\$4,821.46	\$70,435.75	63.1%	\$41,124.25
64 - CONTRACTUAL SERVICES	\$30,188.00	\$88.00	\$7,340.48	24.3%	\$22,847.52
65 - COMMODITIES	\$32,500.00	\$786.55	\$13,799.78	42.5%	\$18,700.22
67 - CAPITAL OUTLAY	\$110,000.00	\$0.00	\$14,312.10	13.0%	\$95,687.90
<b>230 - STREET LIGHTING</b>	<b>\$40,775.00</b>	<b>\$2,055.14</b>	<b>\$29,562.33</b>	<b>72.5%</b>	<b>\$11,212.67</b>
63 - REPAIR, MAINT & UTILITIES	\$38,275.00	\$2,055.14	\$29,510.89	77.1%	\$8,764.11
64 - CONTRACTUAL SERVICES	\$2,500.00	\$0.00	\$51.44	2.1%	\$2,448.56
<b>240 - TRAFFIC CONTROL &amp; SAFETY</b>	<b>\$16,500.00</b>	<b>\$660.00</b>	<b>\$5,624.93</b>	<b>34.1%</b>	<b>\$10,875.07</b>



**City of Independence**  
**Budget Report**  
 Street Department as of 3/19/26

Percent of Fiscal YTD 75 %

	Budget Estimate	MTD Balance	YTD Balance	% Expd	Unexpended
64 - CONTRACTUAL SERVICES	\$4,000.00	\$660.00	\$1,070.51	26.8%	\$2,929.49
65 - COMMODITIES	\$12,500.00	\$0.00	\$4,554.42	36.4%	\$7,945.58
<b>250 - SNOW REMOVAL</b>	<b>\$75,424.00</b>	<b>\$10,520.61</b>	<b>\$73,835.25</b>	<b>97.9%</b>	<b>\$1,588.75</b>
60 - SALARIES AND WAGES	\$8,424.00	\$2,483.46	\$20,337.29	241.4%	(\$11,913.29)
61 - EMPLOYEE BENEFITS & COSTS	\$0.00	\$57.92	\$260.33	260.3%	\$260.33
63 - REPAIR, MAINT & UTILITIES	\$32,000.00	\$738.75	\$28,660.69	89.6%	\$3,339.31
65 - COMMODITIES	\$35,000.00	\$7,240.48	\$24,576.94	70.2%	\$10,423.06
<b>270 - STREET CLEANING</b>	<b>\$10,000.00</b>	<b>\$0.00</b>	<b>\$8,904.14</b>	<b>89.0%</b>	<b>\$1,095.86</b>
60 - SALARIES AND WAGES	\$0.00	\$0.00	\$6,133.60	6,133...	\$6,133.60
61 - EMPLOYEE BENEFITS & COSTS	\$0.00	\$0.00	\$108.02	108.0%	\$108.02
63 - REPAIR, MAINT & UTILITIES	\$10,000.00	\$0.00	\$2,662.52	26.6%	\$7,337.48
<b>112 - EMPLOYEE BENEFITS</b>	<b>\$179,062.00</b>	<b>\$5,206.33</b>	<b>\$90,141.96</b>	<b>50.3%</b>	<b>\$88,920.04</b>
<b>210 - ROADS, BRIDGES, SIDEWALKS</b>	<b>\$177,275.00</b>	<b>\$4,714.83</b>	<b>\$82,347.94</b>	<b>46.5%</b>	<b>\$94,927.06</b>
61 - EMPLOYEE BENEFITS & COSTS	\$177,275.00	\$4,714.83	\$82,347.94	46.5%	\$94,927.06
<b>250 - SNOW REMOVAL</b>	<b>\$1,787.00</b>	<b>\$491.50</b>	<b>\$5,936.38</b>	<b>332.2%</b>	<b>(\$4,149.38)</b>
61 - EMPLOYEE BENEFITS & COSTS	\$1,787.00	\$491.50	\$5,936.38	332.2%	(\$4,149.38)
<b>270 - STREET CLEANING</b>	<b>\$0.00</b>	<b>\$0.00</b>	<b>\$1,857.64</b>	<b>1,857...</b>	<b>\$1,857.64</b>
61 - EMPLOYEE BENEFITS & COSTS	\$0.00	\$0.00	\$1,857.64	1,857...	\$1,857.64
<b>323 - CAP OUTLAY SAVINGS/LOST</b>	<b>\$207,500.00</b>	<b>\$276.19</b>	<b>\$224,618.25</b>	<b>108.2%</b>	<b>(\$17,118.25)</b>



**City of Independence**  
**Budget Report**  
 Street Department as of 3/19/26

Percent of Fiscal YTD 75 %

	Budget Estimate	MTD Balance	YTD Balance	% Expd	Unexpended
<b>210 - ROADS, BRIDGES, SIDEWALKS</b>	<b>\$207,500.00</b>	<b>\$276.19</b>	<b>\$224,618.25</b>	<b>108.2%</b>	<b>(\$17,118.25)</b>
67 - CAPITAL OUTLAY	\$207,500.00	\$276.19	\$224,618.25	108.2%	(\$17,118.25)
<b>325 - CAP PROJ-1ST ST W RECON</b>	<b>\$400,000.00</b>	<b>\$22,598.99</b>	<b>\$28,084.27</b>	<b>7.0%</b>	<b>\$371,915.73</b>
<b>210 - ROADS, BRIDGES, SIDEWALKS</b>	<b>\$400,000.00</b>	<b>\$22,598.99</b>	<b>\$28,084.27</b>	<b>7.0%</b>	<b>\$371,915.73</b>
64 - CONTRACTUAL SERVICES	\$400,000.00	\$22,598.99	\$28,084.27	7.0%	\$371,915.73
<b>TOTAL EXPENSE</b>	<b>\$1,644,092.00</b>	<b>\$96,466.58</b>	<b>\$813,710.55</b>	<b>49.5%</b>	<b>\$830,381.45</b>

	Net Budget	Net MTD Balance	Net YTD Balance	Net %	Net Balance
<b>001 - GENERAL FUND</b>	(\$45,798.00)	(\$24,034.48)	(\$23,369.34)	46.7%	(\$22,428.66)
<b>012 - STREET REPLACEMENT FUND</b>	\$0.00	\$0.00	\$2.43		(\$2.43)
<b>110 - STREETS DEPT - ROAD USE T</b>	\$46,021.00	\$13,510.85	\$174,165.69	64.3%	(\$128,144.69)
<b>112 - EMPLOYEE BENEFITS</b>	(\$179,062.00)	(\$5,206.33)	(\$90,141.96)	50.3%	(\$88,920.04)
<b>323 - CAP OUTLAY SAVINGS/LOST</b>	(\$30,000.00)	(\$276.19)	(\$61,221.84)	100.8%	\$31,221.84
<b>325 - CAP PROJ-1ST ST W RECON</b>	\$25,000.00	(\$22,598.99)	\$399,004.59	55.2%	(\$374,004.59)
<b>TOTAL (REV LESS EXP)</b>	(\$183,839.00)	(\$38,605.14)	\$398,439.57	65.3%	(\$582,278.57)



**REVENUES AND EXPENSES TO  
DATE – INFORMATION ONLY**

---

# Utilities Department Budget



City of Independence  
**Budget Report**  
 Utilities Department as of 3/19/26

Percent of Fiscal YTD 75 %

2026 REVENUE REPORT

	Budget Estimate	MTD Balance	YTD Balance	% Rcvd	Balance
<b>600 - WATER FUND</b>	<b>\$1,204,000.00</b>	<b>\$118,024.88</b>	<b>\$999,093.35</b>	<b>83.0%</b>	<b>\$204,906.65</b>
43 - USE OF MONEY & PROPERTY	\$0.00	\$0.00	\$38,619.30	0.0%	\$38,619.30
45 - CHARGES/FEES	\$1,202,500.00	\$46,924.68	\$888,358.31	73.9%	\$314,141.69
47 - MISCELLANEOUS REVENUE	\$1,500.00	\$71,100.20	\$72,115.74	4,807...	(\$70,615.74)
<b>602 - WATER CONSTRUCTION</b>	<b>\$0.00</b>	<b>\$0.00</b>	<b>\$34,671.29</b>	<b>0.0%</b>	<b>\$34,671.29</b>
43 - USE OF MONEY & PROPERTY	\$0.00	\$0.00	\$34,671.29	0.0%	\$34,671.29
<b>604 - WATER RELACEMENT FUND</b>	<b>\$0.00</b>	<b>\$0.00</b>	<b>\$1,048.83</b>	<b>0.0%</b>	<b>\$1,048.83</b>
43 - USE OF MONEY & PROPERTY	\$0.00	\$0.00	\$1,048.83	0.0%	\$1,048.83
<b>610 - SEWER UTILITY FUND</b>	<b>\$2,442,245.00</b>	<b>\$92,264.22</b>	<b>\$1,970,326.27</b>	<b>80.7%</b>	<b>\$471,918.73</b>
43 - USE OF MONEY & PROPERTY	\$1,556,210.00	\$90,990.97	\$1,396,905.82	89.8%	\$159,304.18
45 - CHARGES/FEES	\$796,600.00	\$682.08	\$483,394.28	60.7%	\$313,205.72
47 - MISCELLANEOUS REVENUE	\$89,435.00	\$591.17	\$90,026.17	100.7%	(\$591.17)
<b>615 - WWTP FUTURE PLANT FUND</b>	<b>\$0.00</b>	<b>\$0.00</b>	<b>\$14,546.07</b>	<b>0.0%</b>	<b>\$14,546.07</b>
43 - USE OF MONEY & PROPERTY	\$0.00	\$0.00	\$14,546.07	0.0%	\$14,546.07
<b>619 - SEWER REPLACEMENT FUND</b>	<b>\$0.00</b>	<b>\$0.00</b>	<b>\$600.42</b>	<b>0.0%</b>	<b>\$600.42</b>
43 - USE OF MONEY & PROPERTY	\$0.00	\$0.00	\$600.42	0.0%	\$600.42



**City of Independence**  
**Budget Report**  
 Utilities Department as of 3/19/26

Percent of Fiscal YTD 75 %

	Budget Estimate	MTD Balance	YTD Balance	% Rcvd	Balance
<b>620 - WWTP REPLACEMENT FUND</b>	<b>\$0.00</b>	<b>\$0.00</b>	<b>\$14,405.16</b>	<b>0.0%</b>	<b>\$14,405.16</b>
43 - USE OF MONEY & PROPERTY	\$0.00	\$0.00	\$14,405.16	0.0%	\$14,405.16
<b>TOTAL REVENUE</b>	<b>\$3,646,245.00</b>	<b>\$210,289.10</b>	<b>\$3,034,691.39</b>	<b>83.2%</b>	<b>\$611,553.61</b>

2026 EXPENSE REPORT

	Budget Estimate	MTD Balance	YTD Balance	% Expd	Unexpended
<b>600 - WATER FUND</b>	<b>\$1,892,119.00</b>	<b>\$67,197.18</b>	<b>\$1,298,995.59</b>	<b>68.7%</b>	<b>\$593,123.41</b>
<b>810 - WATER</b>	<b>\$1,892,119.00</b>	<b>\$67,197.18</b>	<b>\$1,298,995.59</b>	<b>68.7%</b>	<b>\$593,123.41</b>
60 - SALARIES AND WAGES	\$218,476.00	\$16,745.98	\$177,498.18	81.2%	\$40,977.82
61 - EMPLOYEE BENEFITS & COSTS	\$86,689.00	\$3,293.90	\$65,711.91	75.8%	\$20,977.09
62 - STAFF DEVELOPMENT	\$7,000.00	\$818.00	\$2,410.48	34.4%	\$4,589.52
63 - REPAIR, MAINT & UTILITIES	\$118,324.00	\$6,333.99	\$103,613.15	87.6%	\$14,710.85
64 - CONTRACTUAL SERVICES	\$413,388.00	\$37,606.15	\$241,990.65	58.5%	\$171,397.35
65 - COMMODITIES	\$72,000.00	\$2,399.16	\$33,430.77	46.4%	\$38,569.23
67 - CAPITAL OUTLAY	\$976,242.00	\$0.00	\$674,340.45	69.1%	\$301,901.55
<b>610 - SEWER UTILITY FUND</b>	<b>\$1,942,560.00</b>	<b>\$134,877.91</b>	<b>\$1,179,020.74</b>	<b>60.7%</b>	<b>\$763,539.26</b>
<b>815 - SEWER/SEWAGE DISPOSAL</b>	<b>\$1,156,286.00</b>	<b>\$108,595.25</b>	<b>\$549,323.98</b>	<b>47.5%</b>	<b>\$606,962.02</b>



City of Independence  
**Budget Report**  
 Utilities Department as of 3/19/26

Percent of Fiscal YTD 75 %

	Budget Estimate	MTD Balance	YTD Balance	% Expd	Unexpended
60 - SALARIES AND WAGES	\$215,580.00	\$12,793.99	\$136,317.81	63.2%	\$79,262.19
61 - EMPLOYEE BENEFITS & COSTS	\$86,031.00	\$2,486.31	\$34,392.36	40.0%	\$51,638.64
62 - STAFF DEVELOPMENT	\$10,000.00	\$0.00	\$4,481.57	44.8%	\$5,518.43
63 - REPAIR, MAINT & UTILITIES	\$204,724.00	\$10,058.71	\$169,585.54	82.8%	\$35,138.46
64 - CONTRACTUAL SERVICES	\$373,951.00	\$77,619.57	\$158,244.25	42.3%	\$215,706.75
65 - COMMODITIES	\$136,000.00	\$5,636.67	\$46,302.45	34.0%	\$89,697.55
67 - CAPITAL OUTLAY	\$130,000.00	\$0.00	\$0.00	0.0%	\$130,000.00
<b>816 - SEWER COLLECTION</b>	<b>\$786,274.00</b>	<b>\$26,282.66</b>	<b>\$629,696.76</b>	<b>80.1%</b>	<b>\$156,577.24</b>
60 - SALARIES AND WAGES	\$196,633.00	\$16,106.10	\$156,785.78	79.7%	\$39,847.22
61 - EMPLOYEE BENEFITS & COSTS	\$98,443.00	\$3,364.07	\$59,740.93	60.7%	\$38,702.07
62 - STAFF DEVELOPMENT	\$2,000.00	\$44.59	\$198.26	9.9%	\$1,801.74
63 - REPAIR, MAINT & UTILITIES	\$114,724.00	\$2,188.86	\$48,010.17	41.8%	\$66,713.83
64 - CONTRACTUAL SERVICES	\$110,974.00	\$2,881.27	\$112,449.88	101.3%	(\$1,475.88)
65 - COMMODITIES	\$18,500.00	\$1,697.77	\$11,023.94	59.6%	\$7,476.06
67 - CAPITAL OUTLAY	\$245,000.00	\$0.00	\$241,487.80	98.6%	\$3,512.20
<b>TOTAL EXPENSE</b>	<b>\$3,834,679.00</b>	<b>\$202,075.09</b>	<b>\$2,478,016.33</b>	<b>64.6%</b>	<b>\$1,356,662.67</b>



City of Independence  
**Budget Report**  
 Utilities Department as of 3/19/26

Percent of Fiscal YTD 75 %

	Net Budget	Net MTD Balance	Net YTD Balance	Net %	Net Balance
<b>600 - WATER FUND</b>	(\$688,119.00)	\$50,827.70	(\$299,902.24)	74.2%	(\$388,216.76)
<b>602 - WATER CONSTRUCTION</b>	\$0.00	\$0.00	\$34,671.29		(\$34,671.29)
<b>604 - WATER RELACEMENT FUND</b>	\$0.00	\$0.00	\$1,048.83		(\$1,048.83)
<b>610 - SEWER UTILITY FUND</b>	\$499,685.00	(\$42,613.69)	\$791,305.53	71.8%	(\$291,620.53)
<b>615 - WWTP FUTURE PLANT FUND</b>	\$0.00	\$0.00	\$14,546.07		(\$14,546.07)
<b>619 - SEWER REPLACEMENT FUND</b>	\$0.00	\$0.00	\$600.42		(\$600.42)
<b>620 - WWTP REPLACEMENT FUND</b>	\$0.00	\$0.00	\$14,405.16		(\$14,405.16)
<b>TOTAL (REV LESS EXP)</b>	(\$188,434.00)	\$8,214.01	\$556,675.06	73.7%	(\$745,109.06)



## CITY COUNCIL MEMORANDUM

---

**TO:** City Council

**FROM:** Susi Lampe, CMC, IaCMC, IaCFO – Assistant City Manager/City Clerk/Treasurer

**DATE OF MEETING:** March 23, 2026

**ITEM TITLE:** Transfers – *Information Only*

---

**BACKGROUND:**

Attached is documentation showing the Transfers – for Council Information only.

**DISCUSSION:**

This is for information only; no discussion is necessary.

**RESULTS:**

The City has established priorities during strategic planning sessions. This item supports the Vision from that session of **promoting and encouraging community involvement and engagement**. This item helps achieve that vision by being transparent and sharing the City's financials.

**FINANCIAL CONSIDERATION:**

N/A

**RECOMMENDATION:**

This item is for informational purposes only, no motion is needed or recommended.

Batch Id: PROP TAX      Batch Type: Recurring

Account No. Account Description	Type	Debit	Credit	Description	Date	Journal Num	Tracking Id	Seq
001-950-4000 PROPERTY TAXES-GENERAL G/L: 001-999-9996 REVENUE CONTROL	Revenue		54,047.66	3/2026 BUCH CO TAX APPORT	03/13/26			1
001-950-4013 LIABILITY, PROPERTY INSURANCE G/L: 001-999-9996 REVENUE CONTROL	Revenue		9,988.66	3/2026 BUCH CO TAX APPORT	03/13/26			2
001-950-4080 MOBILE HOME TAXES G/L: 001-999-9996 REVENUE CONTROL	Revenue		57.29	3/2026 BUCH CO TAX APPORT	03/13/26			4
001-000-1110 CASH GENERAL FUND	General Ledger	64,093.61		3/2026 BUCH CO TAX APPORT	03/13/26			7
112-950-4000 PROPERTY TAXES-EMPLOYEE BENEFIT G/L: 112-999-9996 REVENUE CONTROL	Revenue		33,459.04	3/2026 BUCH CO TAX APPORT	03/13/26			8
112-950-4080 MOBILE HOME TAXES G/L: 112-999-9996 REVENUE CONTROL	Revenue		35.47	3/2026 BUCH CO TAX APPORT	03/13/26			10
112-000-1110 CASH EMPLOYEE BENEFITS	General Ledger	33,494.51		3/2026 BUCH CO TAX APPORT	03/13/26			13
200-950-4000 DEBT SERVICE-TIF TAXES PRPTY G/L: 200-999-9996 REVENUE CONTROL	Revenue		37,656.44	3/2026 BUCH CO TAX APPORT	03/13/26			14
200-950-4080 MOBILE HOME TAXES G/L: 200-999-9996 REVENUE CONTROL	Revenue		34.26	3/2026 BUCH CO TAX APPORT	03/13/26			16
200-000-1110 CASH DEBT SERVICE	General Ledger	37,690.70		3/2026 BUCH CO TAX APPORT	03/13/26			19

Account No. Account Description	Type	Debit	Credit	Description	Date	Journal Num	Tracking Id	Seq
001-950-4003 AGRICULTURAL LAND TAXES G/L: 001-999-9996 REVENUE CONTROL	Revenue		371.02	3/2026 BUCH CO TAX APPORT	03/13/26			22
001-000-1110 CASH GENERAL FUND	General Ledger	371.02		3/2026 BUCH CO TAX APPORT	03/13/26			23
125-520-4050 TAXES ON TIF-URBAN RENEWAL ARE G/L: 125-999-9996 REVENUE CONTROL	Revenue		36,312.48	3/2026 BUCH CO TAX APPORT	03/13/26			24
125-000-1110 CASH TAX INCREMENT FINANCING	General Ledger	36,312.48		3/2026 BUCH CO TAX APPORT	03/13/26			25
210-950-4600 STREET ASSESSMENTS G/L: 210-999-9996 REVENUE CONTROL	Revenue		1,236.00	3/2026 BUCH CO TAX APPORT	03/13/26			26
210-000-1110 CASH DEBT SPECIAL ASSESSMENT	General Ledger	1,236.00		3/2026 BUCH CO TAX APPORT	03/13/26			27

Entries: 16 Debits: 173,198.32 Credits: 173,198.32

There are NO errors in this listing.



Buchanan County, IA  
 210 5th Ave. NE  
 PO Box 319  
 Independence, IA 50644

# Disbursement Statement Item #9.

2/1/2026 - 2/28/2026


INDEPENDENCE CITY  
 SUSI LAMPE, CITY CLERK  
 331 1ST ST E  
 INDEPENDENCE IA 50644

Disbursement Date: 2/28/2026  
 Post Date: 3/13/2026

Fund	Levy Rate	Year Collection Type	Total
<b>INDEPENDENCE AG LAND</b>			
AGRICULTURAL LEVY	3.003750	2024 Current Real Estate	\$371.02 ✓
<b>Total For INDEPENDENCE AG LAND</b>	<b>3.003750</b>		<b>\$371.02</b>
INDEPENDENCE AG LAND Year To Date Total: \$4,242.64			
<b>INDEPENDENCE CITY</b>			
GENERAL	8.174740	2024 Current Mobile Home	\$57.29 ✓
	8.174740	2024 Current Real Estate	\$54,047.66 ✓
<b>GENERAL Total:</b>			<b>\$54,104.95</b> ✗
DEBT SERVICE	4.888770	2024 Current Mobile Home	\$34.26 ✓
	4.888770	2024 Current Real Estate	\$37,656.44 ✓
<b>DEBT SERVICE Total:</b>			<b>\$37,690.70</b> ✗
OTHER EMPLOYEE BENEFITS	3.129280	2024 Current Mobile Home	\$21.93
	3.129280	2024 Current Real Estate	\$20,689.37
<b>OTHER EMPLOYEE BENEFITS Total:</b>			<b>\$20,711.30</b>
EMPLOYEES BENEFITS	1.931420	2024 Current Mobile Home	\$13.54
	1.931420	2024 Current Real Estate	\$12,769.67
<b>EMPLOYEES BENEFITS Total:</b>			<b>\$12,783.21</b>
INSURANCE	1.509190	2024 Current Mobile Home	\$10.58 ✓
	1.509190	2024 Current Real Estate	\$9,978.08 ✓
<b>INSURANCE Total:</b>			<b>\$9,988.66</b> ✗
<b>Total For INDEPENDENCE CITY</b>	<b>19.633400</b>		<b>\$135,278.82</b>
INDEPENDENCE CITY Year To Date Total: \$2,972,636.62			
<b>INDEPENDENCE CITY TIF</b>			
INDEPENDENCE TIF	1.000000	2024 Current Real Estate	\$36,312.48 ✓
<b>Total For INDEPENDENCE CITY TIF</b>	<b>1.000000</b>		<b>\$36,312.48</b>
INDEPENDENCE CITY TIF Year To Date Total: \$599,857.58			
<b>INDEPENDENCE SPECIALS</b>			

*Add together*

*33,494.51 ✗*



Buchanan County, IA  
 210 5th Ave. NE  
 PO Box 319  
 Independence, IA 50644

# Disbursement Statement Item #9.

2/1/2026 - 2/28/2026

Fund	Levy Rate	Year Collection Type	Total
INDEP PAVING	1.000000	2030 Special	\$198.00
	1.000000	2029 Special	\$198.00
	1.000000	2028 Special	\$198.00
	1.000000	2027 Special	\$198.00
	1.000000	2026 Special	\$198.00
	1.000000	2025 Special	\$246.00
<b>INDEP PAVING Total:</b>			<b>\$1,236.00</b> ✓
<b>Total For INDEPENDENCE SPECIALS</b>		<b>1.000000</b>	<b>\$1,236.00</b>
INDEPENDENCE SPECIALS Year To Date Total: \$71,789.27			
<b>Total Disbursement</b>			<b>\$173,198.32</b>

Deposit Information		
Account (Last 4)	Account Type	Amount
3991	Checking	\$173,198.32
<b>Total:</b>		<b>\$173,198.32</b>



Buchanan County, IA

# Special Assessments Paid

Tax Year 2024

Tax District	Project	Parcel Number	Owner	Certificate	Paid Date	Principal Amount	Interest	Amortized Interest	Penalty	Total Payment
INDSP - INDEPENDENCE SPEC ASSESS										
20220110 INDSP ASSESS 7TH ST NE - 20220110 INDSP ASSESS 7TH ST NE <i>2021 St Rehab</i>										
0634412011			BURROW, MICHAEL I & KATEL...		2/9/2026	1,188.00	0.00	48.00	0.00	1,236.00 ✓
612 4TH AVE NE										
Total For 20220110 INDSP ASSESS 7TH ST NE - 20220110 INDSP ASSESS 7TH ST NE						1,188.00	0.00	48.00	0.00	1,236.00
Totals for INDSP - INDEPENDENCE SPEC ASSESS						1,188.00	0.00	48.00	0.00	1,236.00

**INDEPENDENCE PROPERTY TAX DISBURSEMENT**

Enter this column only

**County Disbursement Date** 2/28/2026**GENERAL****54,104.95**

Bus. Prop Tax Credit/ <b>Tier 1 Credit</b>	001-950-4463	0.00
Current Gas Elect	001-950-4060	0.00
Current Grain	001-950-4000	0.00
Homestead/Military	001-950-4000	0.00
current & delinquent mobile home	001-950-4080	57.29
Current & Delinquent Real Estate	001-950-4000	54,047.66
Rollback Replacement	001-950-4464	0.00
Current Utility	001-950-4060	0.00

**OTHER EMPLOYEE & EMPLOYEE BENEFITS****33,494.51**

Bus. Prop Tax Credit/ <b>Tier 1 Credit</b>	112-950-4463	0.00
Current Gas Elect	112-950-4060	0.00
Current Grain	112-950-4000	0.00
Homestead/Military	112-950-4000	0.00
current & delinquent mobile home	112-950-4080	35.47
Current & Delinquent Real Estate	112-950-4000	33,459.04
Rollback Replacement	112-950-4464	0.00
Current Utility	112-950-4060	0.00

**DEBT SERVICE****37,690.70**

Bus. Prop Tax Credit/ <b>Tier 1 Credit</b>	200-950-4463	0.00
Current Gas Elect	200-950-4060	0.00
Current Grain	200-950-4000	0.00
Homestead/Military	200-950-4000	0.00
current & delinquent mobile home	200-950-4080	34.26
Current & Delinquent Real Estate	200-950-4000	37,656.44
Rollback Replacement	200-950-4464	0.00
Current Utility	200-950-4060	0.00

**INSURANCE****9,988.66**

Bus. Prop Tax Credit/ <b>Tier 1 Credit</b>	001-950-4013	0.00
Current Gas Elect	001-950-4013	0.00
Current Grain	001-950-4013	0.00
Homestead/Military	001-950-4013	0.00
current & delinquent mobile home	001-950-4013	10.58
Current & Delinquent Real Estate	001-950-4013	9,978.08
Rollback Replacement	001-950-4013	0.00
Current Utility	001-950-4013	0.00

**EMERGENCY**

			<b>0.00</b>
Bus. Prop Tax Credit/ <b>Tier 1 Credit</b>	119-950-4463	0.00	
Current Gas Elect	119-950-4060	0.00	
Current Grain	119-950-4000	0.00	
Homestead/Military	119-950-4000	0.00	
current & delinquent mobile home	119-950-4080	0.00	
Current & Delinquent Real Estate	119-950-4000	0.00	
Rollback Replacement	119-950-4464	0.00	
Current Utility	119-950-4060	0.00	

**CIVIC CENTER**

			<b>0.00</b>
Bus. Prop Tax Credit/ <b>Tier 1 Credit</b>	001-950-4008	0.00	
Current Gas Elect	001-950-4008	0.00	
Current Grain	001-950-4008	0.00	
Homestead/Military	001-950-4008	0.00	
current & delinquent mobile home	001-950-4008	0.00	
Current & Delinquent Real Estate	001-950-4008	0.00	
Rollback Replacement	001-950-4008	0.00	
Current Utility	001-950-4008	0.00	

**135,278.82**

**AGLAND**

001-950-4003 **371.02**

**TIF**

Bus. Prop Tax Credit/ <b>Tier 1 Credit</b>	125-520-4463	0.00	
Current Taxes	125-520-4050	36,312.48	
Homestead/Military	125-520-4050	0.00	
		<b>36,312.48</b>	36,312.48

**DEBT - TIF**

Bus. Prop Tax Credit/ <b>Tier 1 Credit</b>	200-950-4463	0.00	
Current Taxes	200-950-4000	0.00	
Homestead/Military	200-950-4000	0.00	
		<b>0.00</b>	0.00

**SPECIAL ASSESS**

INDEP PAVING	210-950-4600	1,236.00	
INDEP SIDEWALKS	210-950-4601	0.00	
		<b>1,236.00</b>	1,236.00

**TOTAL: 173,198.32**

**5 BANK TRANSACTION ENTRY CODES:**

<b>1</b>		<b>GENERAL PROPERTY TAXES</b>	
T A X 1  P R O P E R T Y	001-950-4000	PROP TX	54,047.66 C
	001-950-4008	CIVIC CENTER	0.00 C
	001-950-4013	INSURANCE	9,988.66 C
	001-950-4060	UTIL/EXCISE	0.00 C
	001-950-4080	MOBILE HOME	57.29 C
	001-950-4463	Bus. Prop Tax Credit/ <b>Tier 1</b>	0.00 C
	001-950-4464	GEN COMM/IN	0.00 C
	001-000-1110	CASH-GENERAL	64,093.61 D
	112-950-4000	EMPLOYEE BEN	33,459.04 C
	112-950-4060	UTIL/EXCISE	0.00 C
	112-950-4080	EMP MOB HOME	35.47 C
	112-950-4463	Bus. Prop Tax Credit/ <b>Tier 1</b>	0.00 C
	112-950-4464	EMP COMM/IN	0.00 C
	112-000-1110	CASH-GENERAL	33,494.51 D
	200-950-4000	DEBT SERVICE	37,656.44 C
	200-950-4060	UTIL/EXCISE	0.00 C
	200-950-4080	DEBT MOB HME	34.26 C
	200-950-4463	Bus. Prop Tax Credit/ <b>Tier 1</b>	0.00 C
	200-950-4464	DEBT COMM/IN	0.00 C
	200-000-1110	CASH-GENERAL	37,690.70 D
			135,278.82

P T R A O R X P T 2 E Y	119-950-4000	EMERGENCY	0.00 C
	119-950-4060	UTIL/EXCISE	0.00 C
	119-950-4080	EM MOB HOME	0.00 C
	119-950-4463	Bus. Prop Tax Credit/ <b>Tier 1</b>	0.00 C
	119-950-4464	EM COMM/IN	0.00 C
	119-000-1110	CASH-GENERAL	0.00 D
			135,278.82

<b>2</b>		<b>AG LAND PROPERTY TAX (TAX AGLAND)</b>	
	001-950-4003	AG LAND	371.02 C
	001-000-1110	CASH-GENERAL	371.02 D

<b>3</b>		<b>TIF PROPERTY TAX (TIF TAXES)</b>	
	125-520-4463	Bus. Prop Tax Credit/ <b>Tier 1</b>	0.00
	125-520-4050	TIF TAXES	36,312.48 C
	125-000-1110	CASH-GENERAL	36,312.48 D

4	<b>DEBT SERVICE PROPERTY TAX - TIF</b>		
	125-520-4051	DEBT SERVICE	0.00 C
	125-000-1110	CASH-GENERAL	0.00 D

5	<b>SPECIAL ASSESSMENTS PROPERTY TAX (TAX STR ASSESS)</b>		
	210-950-4600	SPEC ASSES/PAVING	1,236.00 C
	210-950-4601	SPEC ASSES/SIDEWALKS	0.00 C
	210-000-1110	CASH-GENERAL	1,236.00 D

**TOTAL: 173,198.32**  
**PROOF: 0.00**

Effective FY2025, Emergency Levy (119) and Civic Center Levy (001 > 323) were combined into the General Levy

March 13, 2026  
09:17 AM

Independence City  
G/L Batch Update/Posting Report

Page 

Item #9.
----------

---

Batch: PROP TAX	Valid Entries: 16	Valid Debits: 173,198.32	Valid Credits: 173,198.32	Ref Num: 294
-----------------	-------------------	--------------------------	---------------------------	--------------

---

Batch Id: MONTHTXR      Batch Type: Recurring

Account No. Account Description	Type	Debit	Credit	Description	Date	Journal Num	Tracking Id	Seq
001-910-6910 TRANSFER OUT - GENERAL FUND G/L: 001-999-9998 EXPENSE CONTROL	Expenditure	32,109.50		TRANSFER OUT-GEN FUND	03/13/26			1
001-000-1110 CASH GENERAL FUND	General Ledger		32,109.50	GEN FUND CASH	03/13/26			2
003-910-4830 TRANSFER IN - LIBRARY G/L: 003-999-9996 REVENUE CONTROL	Revenue		32,109.50	TRANSFER IN-LIBRARY	03/13/26			3
003-000-1110 CASH LIBRARY	General Ledger	32,109.50		LIBRARY CASH	03/13/26			4
005-910-6910 TRANSFER OUT - HOTEL/MOTEL TAX G/L: 005-999-9998 EXPENSE CONTROL	Expenditure	2,500.00		TRANSFER OUT-H-M	03/13/26			5
005-000-1110 CASH HOTEL-MOTEL TAX	General Ledger		2,500.00	H-M CASH	03/13/26			6
003-910-4830 TRANSFER IN - LIBRARY G/L: 003-999-9996 REVENUE CONTROL	Revenue		2,500.00	TRANSFER IN-LIBRARY	03/13/26			7
003-000-1110 CASH LIBRARY	General Ledger	2,500.00		LIBRARY CASH	03/13/26			8
600-910-6910 TRANSFER OUT - WATER G/L: 600-999-9998 EXPENSE CONTROL	Expenditure	7,737.91		TRANSFER OUT-WATER	03/13/26			9
600-000-1110 CASH WATER	General Ledger		7,737.91	WATER CASH	03/13/26			10
605-910-4830 TRANSFER IN	Revenue		7,737.91	WATER REV BOND	03/13/26			11

Account No. Account Description	Type	Debit	Credit	Description	Date	Journal Num	Tracking Id	Seq
G/L: 605-999-9996 REVENUE CONTROL								
605-000-1110 CASH 2021 WATER REV BOND	General Ledger	7,737.91		WATER REV BOND CASH	03/13/26			12
610-910-6910 TRANSFER OUT - SEWER G/L: 610-999-9998 EXPENSE CONTROL	Expenditure	7,928.41		TRANSFER OUT-SEWER	03/13/26			13
610-000-1110 CASH SEWER	General Ledger		7,928.41	SEWER CASH	03/13/26			14
611-910-4830 TRANSFER IN - SRF SINKING G/L: 611-999-9996 REVENUE CONTROL	Revenue		7,928.41	TRANSFER IN-SRF SINKING	03/13/26			15
611-000-1110 CHECKING - SRF SINKING FUND	General Ledger	7,928.41		SRF SINKING CASH	03/13/26			16
610-910-6910 TRANSFER OUT - SEWER G/L: 610-999-9998 EXPENSE CONTROL	Expenditure	20,825.00		TRANSFER OUT-SEWER	03/13/26			17
610-000-1110 CASH SEWER	General Ledger		20,825.00	SEWER CASH	03/13/26			18
200-910-4830 TRANSFER IN - DEBT SERVICE G/L: 200-999-9996 REVENUE CONTROL	Revenue		20,825.00	TRANSFER IN-DEBT SVC	03/13/26			19
200-000-1110 CASH DEBT SERVICE	General Ledger	20,825.00		DEBT SVC CASH	03/13/26			20
740-910-6910 TRANSFER OUT G/L: 740-999-9998 EXPENSE CONTROL	Expenditure	4,166.66		TRANSFER OUT-STORM WATER	03/13/26			21
740-000-1110 CASH STORM WATER	General Ledger		4,166.66	STORM WATER CASH	03/13/26			22

---

Account No. Account Description	Type	Debit	Credit	Description	Date	Journal Num	Tracking Id	Seq
200-910-4830 TRANSFER IN - DEBT SERVICE G/L: 200-999-9996 REVENUE CONTROL	Revenue		4,166.66	TRANSFER IN-DEBT SVC	03/13/26			23
200-000-1110 CASH DEBT SERVICE	General Ledger	4,166.66		DEBT SVC CASH	03/13/26			24

---

Entries: 24 Debits: 150,534.96 Credits: 150,534.96

There are NO errors in this listing.

---



March 13, 2026  
09:26 AM

Independence City  
G/L Batch Update/Posting Report

Page 

Item #9.
----------

---

Batch: MONTHXR	Valid Entries:	24	Valid Debits:	150,534.96	Valid Credits:	150,534.96	Ref Num:	295
----------------	----------------	----	---------------	------------	----------------	------------	----------	-----

---



## CITY COUNCIL MEMORANDUM

---

**TO:** Matthew R. Schmitz, MPA - City Manager

**FROM:** Susi Lampe, IaCMC, IaCFO – Assistant City Manager/City Clerk/Treasurer

**DATE OF MEETING:** March 23, 2026

**ITEM TITLE:** Set a hearing for the Fiscal Year 2027 Budget

---

### **BACKGROUND:**

The next step in the budget process is to set a public hearing on the regular budget. This hearing requires a public notice. For cities with a population of more than 200 in the last official census, the notice must be published in a newspaper of general circulation within the city not less than 4 (4/9/2026) and not more than 20 (3/24/2026) days **prior** to the date of the public hearing (4/13/2026).

### **DISCUSSION:**

This step must be taken to move forward with the Fiscal Year 2027 budget process. Any questions related to this item must be asked during the public hearing.

### **RESULTS:**

The City has established priorities during strategic planning sessions. This item supports the Vision from that session of **efficient and effective planning and prioritizing of all available resources and promoting and encouraging community involvement and engagement**. This item helps achieve that vision by providing staff with adequate budget authority to complete their duties throughout the year, as well as providing budget authority for authorized projects and new programs (if any) throughout the year. Scheduling a public hearing such as this allows for proper notification to residents so that they may attend to voice concerns.

### **FINANCIAL CONSIDERATION:**

There will be publication costs related to the hearing being published in the required time frame. This is already budgeted in the City Administrative budget.

### **RECOMMENDATION:**

Staff recommends a motion to set April 13, 2026, at 4:45 pm as a Public Hearing on the Fiscal Year 2027 Budget.

**NOTICE OF PUBLIC HEARING -- PROPOSED BUDGET**  
**Fiscal Year July 1, 2026 - June 30, 2027**

Item #10.

City of: **INDEPENDENCE**

The City Council will conduct a public hearing on the proposed Budget at: **City Hall, 331 1st Street East, Independence, IA 50644 Meeting Date: 4/13/2026 Meeting Time: 04:45 PM**

At the public hearing any resident or taxpayer may present objections to, or arguments in favor of, any part of the proposed budget. This notice represents a summary of the supporting detail of revenues and expenditures on file with the City Clerk and County Auditor.

City budgets are subject to protest. If protest petition requirements are met, the State Appeal Board will hold a local hearing. For more information, consult <https://dom.iowa.gov/local-budget-appeals>.

<b>The Budget Estimate Summary of proposed receipts and expenditures is shown below. Copies of the the detailed proposed Budget may be obtained or viewed at the offices of the Mayor, City Clerk, and at the Library.</b>	
The estimated Total tax levy rate per \$1000 valuation on regular property	19.01225
The estimated tax levy rate per \$1000 valuation on Agricultural property is	3.00375

**At the public hearing, any resident or taxpayer may present objections to, or arguments in favor of, any part of the proposed budget.**

Phone Number  
(319) 334-2780

City Clerk/Finance Officer's NAME  
Susi Lampe

		Budget FY 2027	Re-estimated FY 2026	Actual FY 2025
<b>Revenues &amp; Other Financing Sources</b>				
Taxes Levied on Property	1	5,173,394	5,173,394	4,702,515
Less: Uncollected Property Taxes-Levy Year	2	0	0	0
<b>Net Current Property Taxes</b>	3	5,173,394	5,173,394	4,702,515
Delinquent Property Taxes	4	0	0	0
TIF Revenues	5	1,119,328	1,119,328	1,169,831
Other City Taxes	6	1,200,095	1,200,095	1,273,229
Licenses & Permits	7	141,270	141,270	104,863
Use of Money and Property	8	2,155,624	2,155,624	2,415,643
Intergovernmental	9	2,100,226	2,100,226	2,078,740
Charges for Fees & Service	10	3,257,050	3,257,050	5,470,579
Special Assessments	11	50,000	50,000	151,575
Miscellaneous	12	311,672	311,672	679,316
Other Financing Sources	13	16,512,000	16,512,000	49,600
Transfers In	14	4,888,204	4,888,204	3,442,977
<b>Total Revenues and Other Sources</b>	15	36,908,863	36,908,863	21,538,868
<b>Expenditures &amp; Other Financing Uses</b>				
Public Safety	16	2,762,244	2,762,244	2,663,545
Public Works	17	2,210,591	2,210,591	1,632,987
Health and Social Services	18	2,000	2,000	1,000
Culture and Recreation	19	2,230,321	2,230,321	2,002,904
Community and Economic Development	20	548,855	548,855	828,051
General Government	21	735,078	735,078	763,027
Debt Service	22	2,212,608	2,212,608	1,726,644
Capital Projects	23	2,329,300	2,329,300	1,762,207
<b>Total Government Activities Expenditures</b>	24	13,030,997	13,030,997	11,380,365
Business Type / Enterprises	25	22,635,704	22,635,704	3,998,374
<b>Total ALL Expenditures</b>	26	35,666,701	35,666,701	15,378,739
Transfers Out	27	4,888,204	4,888,204	3,442,977
Total ALL Expenditures/Transfers Out	28	40,554,905	40,554,905	18,821,716
<b>Excess Revenues &amp; Other Sources Over (Under) Expenditures/Transfers Out</b>	29	-3,646,042	-3,646,042	2,717,152
Beginning Fund Balance July 1	30	14,544,686	18,190,728	15,473,576
<b>Ending Fund Balance June 30</b>	31	10,898,644	14,544,686	18,190,728



## CITY COUNCIL MEMORANDUM

---

**TO:** City Council

**FROM:** Matthew R. Schmitz, MPA – City Manager

**DATE OF MEETING:** March 23, 2026

**ITEM TITLE:** Second Reading of an Ordinance Amendment to Chapter 69 – Parking Regulations

---

### **BACKGROUND:**

During the work session on March 2, 2026, Dustin Dallenbach requested a conversation with the City Council regarding parking regulations in the 200 block of 2nd Street NE. Mr. Dallenbach was present at that meeting to speak to the Council about this area. Following this initial dialogue, we have brought forward an ordinance to amend Chapter 69 Parking Regulations in our municipal code. The first reading of the ordinance was held at the March 9, 2026, Council meeting.

### **DISCUSSION:**

The proposed ordinance modifies our parking regulations by repealing and replacing Sections 69.09 and 69.11.

The updated Section 69.09 prohibits all-night parking on designated streets between the hours of 2:00 a.m. and 6:00 a.m., with exceptions for physicians or other persons on emergency calls, but allows overnight parking on the north side of 2<sup>nd</sup> Street NE between Second and Third Avenues, as discussed at the Work Session.

The updated Section 69.11 establishes two-hour parking zones that prevent vehicles from stopping, standing, or parking for a continuous period in excess of two hours between 8:00 a.m. to 5:00 p.m. Second Street NE has been modified to require two-hour parking on the South side only, between Second and Third Avenues, with the remaining portion of the street staying the same as the last ordinance revision.

### **RESULTS:**

The City has established priorities during strategic planning sessions. This item supports the Vision from that session of **promoting and encouraging community involvement and engagement**. This item helps achieve that vision by responding to a resident's request about parking in front of their property.

### **FINANCIAL CONSIDERATION:**

There are no costs other than publication costs and the time for City Staff to modify the signage along the roadway.

**RECOMMENDATION:**

Staff recommends a motion to approve the second reading of an Ordinance amending Chapter 69, Parking Regulations.

Staff recommends a motion to suspend the statutory rule requiring an ordinance to be considered and voted on for passage at two council meetings prior to the meeting at which it is to be finally passed.

Staff recommends a motion to have this ordinance that amends Chapter 69, Parking Regulations, be placed on its final passage for adoption pursuant to Iowa Code Section 380.3 and to authorize the Mayor to sign the Ordinance. The changes will be effective upon the ordinance summary being published in the newspaper.

**ORDINANCE NO. 2026-**

**AN ORDINANCE AMENDING THE CODE OF ORDINANCES OF THE CITY OF INDEPENDENCE, IOWA, BY AMENDING PROVISIONS TO CHAPTER 69 PARKING REGULATIONS.**

**BE IT ENACTED** by the City Council of the City of Independence, Iowa:

**Section 1. SECTION MODIFIED.** Section 69.09 of the Code of Ordinances of the City of Independence, Iowa is repealed and the following adopted in lieu thereof:

**69.09 ALL NIGHT PARKING PROHIBITED.**

1. All Night Parking Prohibited. No person, except physicians or other persons on emergency calls, shall park a vehicle on any of the following named streets between the hours of 2:00 a.m. and 6:00 a.m. of any day.

*(Code of Iowa, Sec. 321.236[1])*

- A. First Street East, on both sides, from Fourth Avenue NE to First Street bridge.
- B. Second Street NE, **on south side, from Second Avenue to Third Avenue, and on both sides, from Third Avenue NE** to Fifth Avenue.
- C. Fourth Avenue NE, on both sides, from First Street to Second Street.
- D. Fourth Avenue SE, on both sides, from First Street to Second Street.
- E. Fifth Avenue NE, on the east side, from Second Street to Third Street.
- F. Second Avenue NE, on both sides, from First Street to Third Street.
- G. Third Avenue NE, on both sides, from First Street to Second Street.

**Section 2. SECTION MODIFIED.** Section 69.11 of the code of Ordinances of the City of Independence, Iowa is repealed and the following adopted in lieu thereof:

**69.11 TWO-HOUR PARKING ZONES.** No person shall stop, stand, or park a vehicle for a continuous period of time in excess of two hours in any of the following designated two-hour parking zones between the hours of 8:00 am to 5:00 pm:

1. First Street East, on both sides, from Fourth Avenue NE to First Street bridge.
2. Second Street NE, **on south side, from Second Avenue to Third Avenue, and on both sides, from Third Avenue NE** to Fifth Avenue.
3. Fourth Avenue NE, on both sides, from First Street to Second Street.
4. Fourth Avenue SE, on both sides, from First Street to Second Street.
5. Fifth Avenue NE, on the east side, from Second Street to Third Street.
6. Second Avenue NE, on both sides, from First Street to Third Street.
7. Third Avenue NE, on both sides, from First Street to Second Street.

**Section 3. REPEALER.** All ordinances or parts of ordinances in conflict with the provisions of this ordinance are hereby repealed.

**Section 4. SEVERABILITY CLAUSE.** If any section, provision, or part of this ordinance shall be adjudged invalid or unconstitutional, such adjudication shall not affect the validity of the ordinance as a whole or any section, provision or part thereof not adjudged invalid or unconstitutional.

**Section 5. WHEN EFFECTIVE.** This ordinance shall be in effect following its final passage, approval and publication as provided by law.

**PASSED AND APPROVED** by the City Council of Independence, Iowa, on this \_\_\_\_ day of \_\_\_\_\_ 2026.

\_\_\_\_\_  
Brad Bleichner, Mayor of the City of Independence, IA

ATTEST:

\_\_\_\_\_  
Susi Lampe, CMC, IaCMC, IaCFO,  
Assistant City Manager/City Clerk/Treasurer of the City of Independence, IA

First Reading: March 9, 2026  
Second Reading: March 23, 2026  
Third Reading: \_\_\_\_\_

I certify that the foregoing was published as Ordinance No. 2026-\_\_\_\_\_ on the \_\_\_\_\_ day of \_\_\_\_\_ 2026.

\_\_\_\_\_  
Susi Lampe, CMC, IaCMC, IaCFO,  
Assistant City Manager/City Clerk/Treasurer of the City of Independence, IA

DRAFT



## CITY COUNCIL MEMORANDUM

---

**TO:** City Council

**FROM:** Susi Lampe, CMC, IaCMC, IaCFO – Assistant City Manager/City Clerk/Treasurer

**DATE OF MEETING:** March 23, 2026

**ITEM TITLE:** Public Hearing for the Proposed Rezoning Request of A-1 Agricultural to R-3 Residential

---

**BACKGROUND:**

This public hearing allows the public to come and speak on behalf of or against the proposed rezoning request.

**DISCUSSION:**

No discussion is necessary as this item is for the Public to present comments and concerns about the proposed modifications.

**RESULTS:**

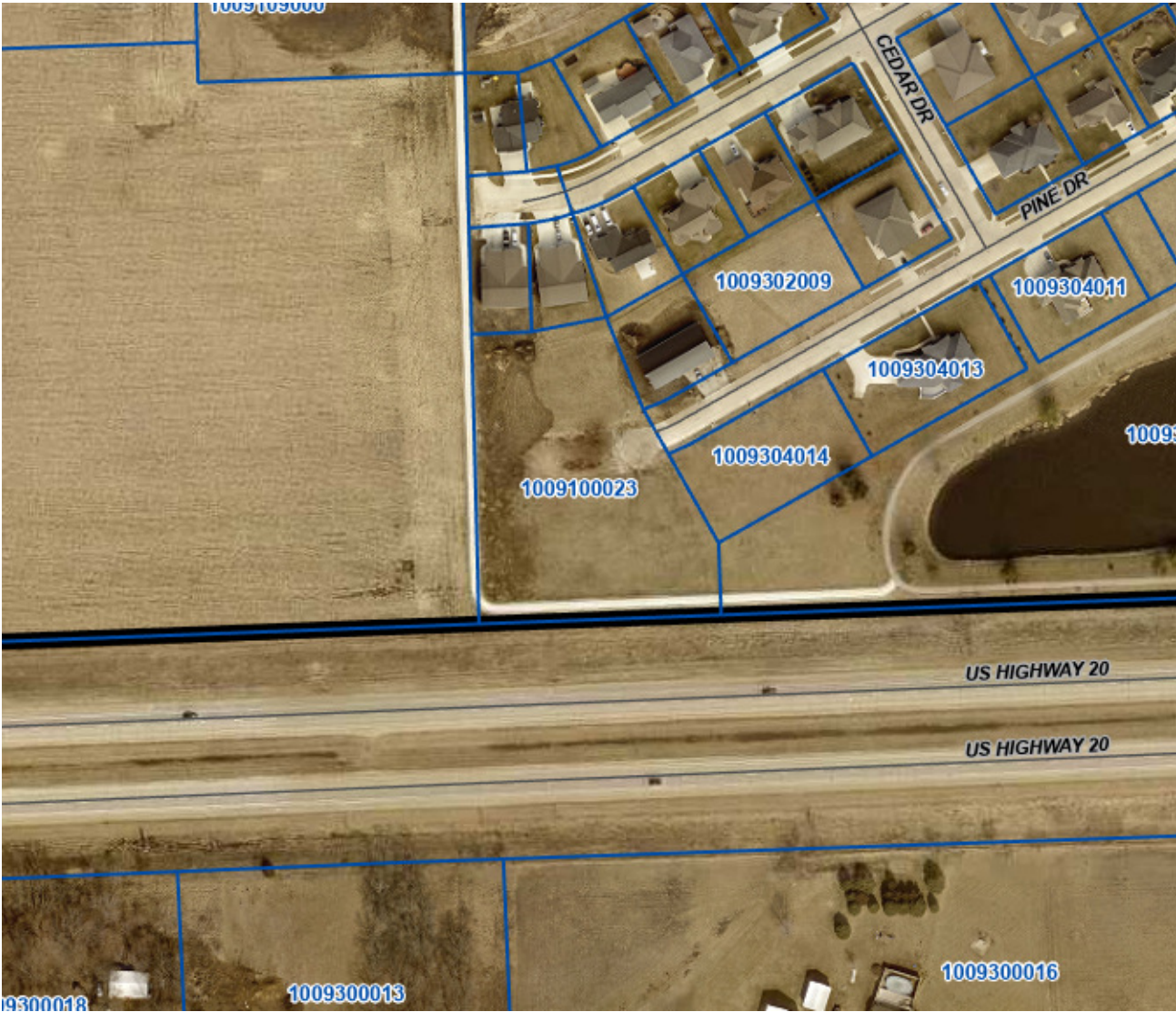
The City has established priorities during strategic planning sessions. This item supports the Vision from that session of **promoting and encouraging community involvement and engagement**. This item helps achieve that vision by engaging the community to express their thoughts about this topic.

**FINANCIAL CONSIDERATION:**

There is no financial consideration in holding the public hearing for the proposed rezoning request.

**RECOMMENDATION:**

Staff recommends that the Mayor hold a public hearing by stating, "Pursuant to the agenda, I will now convene a public hearing on the proposed rezoning request." After comments are heard, the Mayor must state, "I will now close the public hearing, and the City Clerk shall note all comments in the record."



PREPARED BY: BRIAN M. CRAWFORD, PLS-CRAWFORD ENGINEERING 118 3RD AVE NE INDEPENDENCE, IOWA 50644 (319)334-7077

### REZONING EXHIBIT

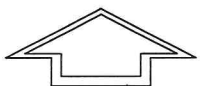
PART OF PARCEL X IN THE NE 1/4 OF THE SW 1/4  
OF SECTION 9, TOWNSHIP 88 NORTH, RANGE 9 WEST OF THE  
5TH P.M., IN THE CITY OF INDEPENDENCE, BUCHANAN COUNTY IOWA

#### REZONING DESCRIPTION:

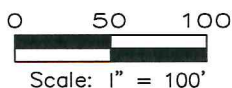
BEGINNING AT THE SOUTHWEST CORNER OF PARCEL X AS RECORDED IN INSTRUMENT 2016R00957 OF THE BUCHANAN COUNTY RECORDS IN THE NE 1/4 OF THE SW 1/4 OF SECTION 9, TOWNSHIP 88 NORTH, RANGE 9 WEST OF THE 5TH P.M., CITY OF INDEPENDENCE, BUCHANAN COUNTY, IOWA; THENCE N00°42'13" W, 352.12 FEET ALONG THE WEST LINE OF PARCEL X TO THE SW CORNER OF LOT 3 OF THE PINES SECOND ADDITION TO INDEPENDENCE; THENCE ALONG THE SOUTH LINE OF LOT 3 N90°00'00"E, 71.35 FEET; THENCE N 82°32'35"E, 91.61 FEET TO THE SW CORNER OF LOT 29 OF THE PINES FIRST ADDITION; THENCE ALONG THE WESTERLY LINE OF THE PINES FIRST ADDITION S21°06'54"E, 118.89 FEET; THENCE S28°35'00"E, 182.08 FEET; THENCE S01°20'53"E, 86.35 FEET TO THE NORTH LINE OF US HIGHWAY 20; THENCE ALONG SAID NORTH LINE S88°38'38"W, 289.92 FEET TO THE POINT OF BEGINNING. DESCRIBED LAND CONTAINS 1.93 ACRES.



CURRENT ZONING : A-1  
PROPOSED ZONING: R-3



NORTH



**OWNER:**  
Steve Gee Construction  
2404 262nd Street  
Independence, Iowa  
Contact: Steve Gee  
(319) 934-3878

**CRAWFORD ENGINEERING  
& SURVEYING, INC.**

118 THIRD AVENUE N.E.  
P.O. BOX 793, INDEPENDENCE, IOWA 50644  
Phone (319) 334-7077



## CITY COUNCIL MEMORANDUM

---

**TO:** Matthew R. Schmitz, MPA - City Manager

**FROM:** Susi Lampe, IaCMC, IaCFO – Assistant City Manager/City Clerk/Treasurer

**DATE OF MEETING:** March 23, 2026

**ITEM TITLE:** First Reading of an Ordinance Amendment to Chapter 170 Zoning Regulations

---

### **BACKGROUND:**

Steve Gee submitted a rezoning request on February 25, 2026. The Planning & Zoning Commission reviewed and recommended approval of the request on March 3, 2026. Council met on March 9, 2026, and scheduled a public hearing for March 23, 2026, to allow the public to speak on this topic.

### **DISCUSSION:**

It's important to remember that when considering a rezoning request, the discussion should focus on the area's character and whether the proposed improvements fit that area, not on specific portions of the planned improvements. It should be considered solely on the merits of the zoning and whether it fits in that area.

In this situation, Staff believes that this rezoning is appropriate for the future use of this area.

### **RESULTS:**

The City has established priorities during strategic planning sessions. This item supports the Vision from that session of **efficient and effective planning and prioritizing of all available resources**. This item helps achieve that vision by rezoning agricultural land to residential use to create future development opportunities.

### **FINANCIAL CONSIDERATION:**

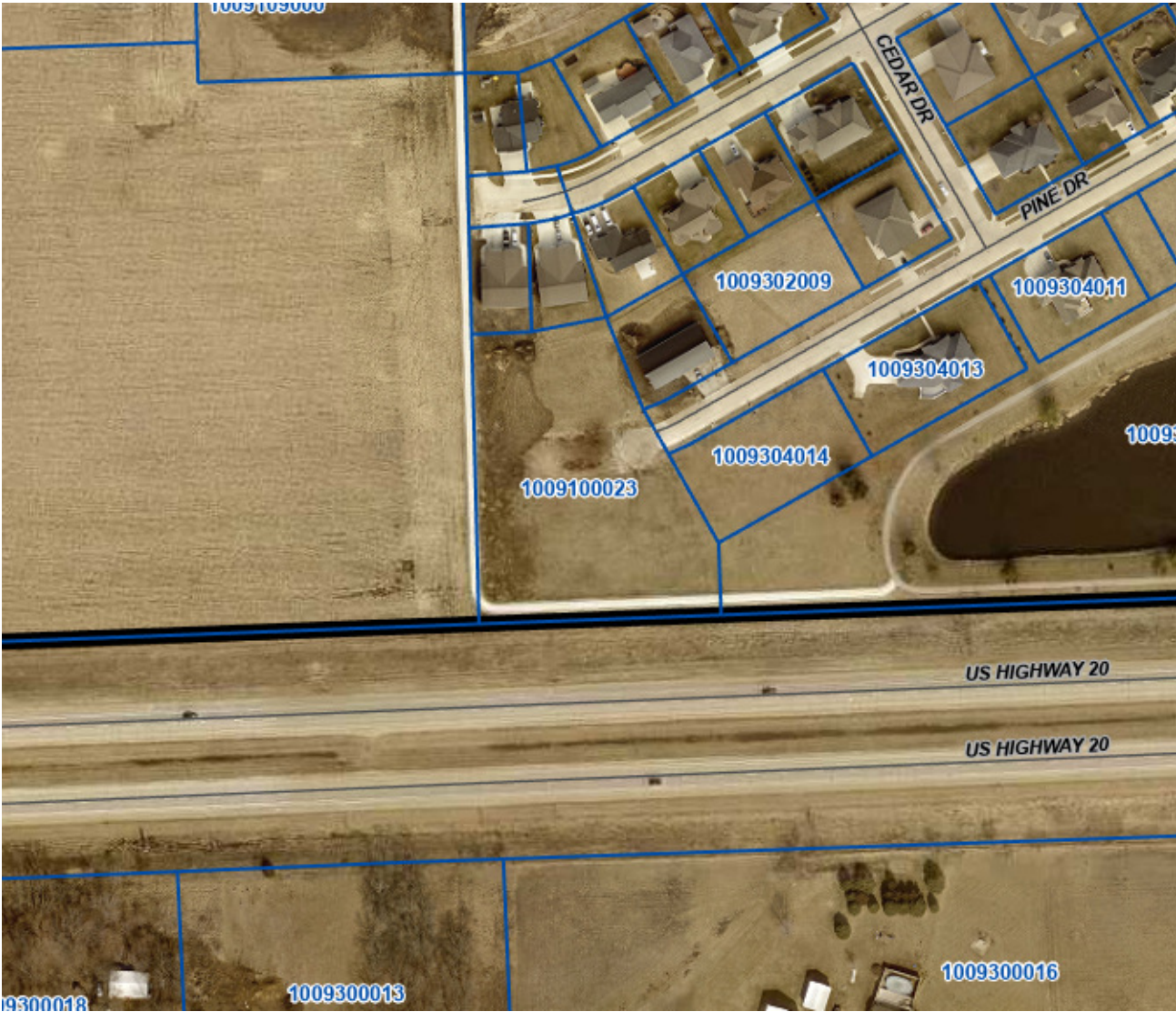
Once the new supplement has been mailed to City Hall, fees will need to be paid to Simmering-Cory Iowa Codification. Additional publication costs will also be incurred.

### **RECOMMENDATION:**

Staff recommends a motion to approve the first reading of an ordinance amending provisions pertaining to Chapter 170 – Zoning Regulations.

Staff recommends a motion to suspend the statutory rule requiring an ordinance to be considered and voted on for passage at two council meetings prior to the meeting at which it is to be finally passed.

Staff recommends a motion to have this ordinance, which amends provisions pertaining to Chapter 170 – Zoning Regulations, placed on its final passage for adoption pursuant to Iowa Code Section 380.3 and to authorize the Mayor to sign the Ordinance. The changes will be effective upon the ordinance summary being published in the newspaper.



PREPARED BY: BRIAN M. CRAWFORD, PLS-CRAWFORD ENGINEERING 118 3RD AVE NE INDEPENDENCE, IOWA 50644 (319)334-7077

**REZONING EXHIBIT**

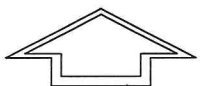
PART OF PARCEL X IN THE NE 1/4 OF THE SW 1/4  
OF SECTION 9, TOWNSHIP 88 NORTH, RANGE 9 WEST OF THE  
5TH P.M., IN THE CITY OF INDEPENDENCE, BUCHANAN COUNTY IOWA

REZONING DESCRIPTION:

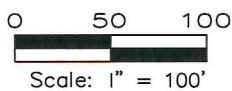
BEGINNING AT THE SOUTHWEST CORNER OF PARCEL X AS RECORDED IN INSTRUMENT 2016R00957 OF THE BUCHANAN COUNTY RECORDS IN THE NE 1/4 OF THE SW 1/4 OF SECTION 9, TOWNSHIP 88 NORTH, RANGE 9 WEST OF THE 5TH P.M., CITY OF INDEPENDENCE, BUCHANAN COUNTY, IOWA; THENCE N00°42'13" W, 352.12 FEET ALONG THE WEST LINE OF PARCEL X TO THE SW CORNER OF LOT 3 OF THE PINES SECOND ADDITION TO INDEPENDENCE; THENCE ALONG THE SOUTH LINE OF LOT 3 N90°00'00"E, 71.35 FEET; THENCE N 82°32'35"E, 91.61 FEET TO THE SW CORNER OF LOT 29 OF THE PINES FIRST ADDITION; THENCE ALONG THE WESTERLY LINE OF THE PINES FIRST ADDITION S21°06'54"E, 118.89 FEET; THENCE S28°35'00"E, 182.08 FEET; THENCE S01°20'53"E, 86.35 FEET TO THE NORTH LINE OF US HIGHWAY 20; THENCE ALONG SAID NORTH LINE S88°38'38"W, 289.92 FEET TO THE POINT OF BEGINNING. DESCRIBED LAND CONTAINS 1.93 ACRES.



CURRENT ZONING : A-1  
PROPOSED ZONING: R-3



NORTH



**OWNER:**  
Steve Gee Construction  
2404 262nd Street  
Independence, Iowa  
Contact: Steve Gee  
(319) 934-3878

**CRAWFORD ENGINEERING & SURVEYING, INC.**

118 THIRD AVENUE N.E.  
P.O. BOX 793, INDEPENDENCE, IOWA 50644  
Phone (319) 334-7077

**ORDINANCE NO. 2026-**

**AN ORDINANCE AMENDING ORDINANCE 254-0898 OF THE CITY OF INDEPENDENCE, IOWA, BY REZONING CERTAIN PROPERTY MORE PARTICULARLY DESCRIBED IN SECTION 1 OF THIS ORDINANCE AND BY AMENDING THE OFFICIAL ZONING MAP.**

**BE IT ORDAINED** by the City Council of Independence, Iowa:

**SECTION 1.** That in accordance with Ordinance 254-0898, being the "Independence Zoning Ordinance", the properties legally located at:

Beginning at the Southwest corner of Parcel X as recorded in Instrument 2016R00957 of the Buchanan County Records in the NE ¼ of the SW ¼ of Section 9, Township 88 North, Range 9 West of the 5<sup>th</sup> P.M., City of Independence, Buchanan County, Iowa; thence N00°42'13"W, 352.12 feet along the West line of Parcel X to the SW corner of Lot 3 of the Pines Second Addition to Independence; thence along the south line of Lot 3 N90°00'00"E, 71.35 feet; thence N 82°32'35"E, 91.61 feet to the SW corner of Lot 29 of the Pines First Addition; thence along the westerly line of the Pines First Addition S21°06'54"E, 118.89 feet; thence S28°35'00E, 182.08 feet; thence S01°20'53"E, 86.35 feet to the North line of US Highway 20; thence along said North line S88°38'38"W, 289.92 feet to the point of beginning. Described land contains 1.93 acres, subject to any easements recorded or unrecorded, as shown on the official zoning map, hereby be rezoned and changed to "R-3" Residential.

**SECTION 2. COMPLIANCE.** That this Ordinance is in compliance with the updated Comprehensive Plan of the City of Independence, Iowa; adopted on December 30, 2014.

**SECTION 3. WHEN EFFECTIVE.** This ordinance shall be in effect from and after its final passage, approval and publication as provided by law.

**SECTION 4. COSTS.** That the petitioners shall be required to pay the City Clerk all costs connected with this Ordinance.

**PASSED AND APPROVED** by the City Council of Independence, Iowa, on this \_\_\_\_\_ day of \_\_\_\_\_ 2026.

\_\_\_\_\_  
Brad Bleichner, Mayor of the City of Independence, IA

ATTEST:

\_\_\_\_\_  
Susi Lampe, CMC, IaCMC, IaCFO,  
Assistant City Manager/City Clerk/Treasurer of the City of Independence, IA

First Reading: \_\_\_\_\_  
Second Reading: \_\_\_\_\_  
Third Reading: \_\_\_\_\_

I certify that the foregoing was published as Ordinance No. 2026-\_\_\_\_ on the \_\_\_\_\_ day of \_\_\_\_\_ 2026.

\_\_\_\_\_  
Susi Lampe, CMC, IaCMC, IaCFO,  
Assistant City Manager/City Clerk/Treasurer of the City of Independence, IA