



CITY OF HENDERSONVILLE BUSINESS ADVISORY COMMITTEE

City Hall – 2nd Floor Meeting Room | 160 6th Ave. E. | Hendersonville, NC 28792
Monday, May 11, 2026 – 11:30 AM

AGENDA

1. **CALL TO ORDER**

2. **APPROVAL OF AGENDA**

3. **APPROVAL OF MINUTES**

A. January 12, 2026 - *Jill Murray, City Clerk*

4. **OLD BUSINESS**

5. **NEW BUSINESS**

A. Review of FY26-27 Budget - *John Connet, City Manager*

B. Discussion Regarding Review of Development Review Process - *John Connet, City Manager*

C. Review of City's Strategic Plan (Time Permitting) - *John Connet, City Manager*

6. **OTHER BUSINESS**

7. **ADJOURNMENT**

The City of Hendersonville is committed to providing accessible facilities, programs and services for all people in compliance with the Americans with Disabilities Act (ADA). Should you need assistance or an accommodation for this meeting please contact the City Clerk no later than 24 hours prior to the meeting at 697-3005.



CITY OF HENDERSONVILLE
BUSINESS ADVISORY COMMITTEE
 City Hall – 2nd Meeting Room | 160 6th Avenue E. | Hendersonville NC 28792
 Monday, January 12, 2026– 11:30 AM

MINUTES

Present: Chairman Ken Gordon, , Chris Cormier, Michael Gilligan, Tiffany Lucey, Jake Ross, Sarah Cosgrove & Melinda Lowrance

Absent: Vice-Chair Rebecca Waggoner, Adam Justus and Andrea Martin

Staff Present: City Manager John Connet, Deputy City Manager Brian Pahle, City Clerk Jill Murray, Communications Coordinator Brandy Heatherly

1. CALL TO ORDER

Chairman Ken Gordon called the meeting to order at 11:30 a.m. and welcomed those present.

2. APPROVAL OF AGENDA

Chris Cormier moved to approve the agenda as presented. Motion carried unanimously.

3. APPROVAL OF MINUTES

Chris Cormier moved to approve the minutes of October 13, 2025. Motion carried unanimously.

4. NEW BUSINESS

A. State of the City Presentation - *John Connet, City Manager*

City Manager John Connet gave the following PowerPoint presentation which combined items A & B into one item.





Our Vision



Hendersonville is a vibrant mountain city where the government and citizens work together for a high quality of life.



Our Mission



The City of Hendersonville is committed to providing quality, efficient services to all citizens, visitors, and businesses through open communication, timely responses, and quality results.

FOCUS AREAS

**CITY OF HENDERSONVILLE
FY26
RECOMMENDED
BUDGET
AT A GLANCE**

- GREAT PUBLIC SERVICES
- STRONG PARTNERSHIPS
- SOUND INFRASTRUCTURE
- ECONOMIC VITALITY
- NUMEROUS AMENITIES
- FINANCIAL SUSTAINABILITY

COUNCIL GOALS

- Rank #1 – Public Safety
- Rank #2 – Compensation, Benefits, and Staff Development
- Rank #3 – Strong Infrastructure
- Rank #4 – Strategic Housing Plan
- Rank #5 – Growth Management and Community Character
- Rank #6 – Invest in Parks
- Rank #7 – Enhance Sustainability Citywide
- Rank #8 – Transportation Planning
- Rank #9 – City Boards and Volunteers
- Rank #10 – Support Downtown Businesses

The Fiscal Year 2025-2026 (FY26) budget was developed based upon information presented and discussed during our City Council and Staff Retreat on Feb. 27 and 28, 2025.

We are entering our final year of the 3-year plan and will begin developing a scope for the next 3-year plan during the FY27 budget development process.

Each goal area to the left is tracked in the City's strategic planning documents, which can be found online at:

www.hvlnc.gov/strategicplan

Population Trends

- 2020 Census - 15,181
 - 2021 Estimate - 16,262
 - 2022 Estimate - 16,654
 - 2023 Estimate - 16,936
 - 2024 Estimate - 17,149
- Source – U.S Census and N.C. State Demographer



HELENE

HELENE – FEMA PA

Budget, Obligations, and Revenues

- Current Revised Budget = \$10,031,350 Projected Budget = ~\$160,000,000
- Current Actuals & Obligations = **\$9,187,927** Non-Reimb. Actuals = \$288,074
- Current Revenues **Current Net Surplus/(Deficit) = \$6,401,959**
 - FEMA = **\$1,578,317**
 - Insurance = **\$3,372,564**
 - Loans = \$10,639,005

HELENE – FEMA PA

Fixed Cost Offers

Public Assistance Program and Policy Guide (PAPPG): A Fixed Cost Offer is an estimated and fixed amount of federal funding that an eligible applicant can accept for a project, rather than waiting for reimbursement based on final, actual eligible costs.

- **Wastewater Treatment Plant**
 - Expedited Design Underway; Letter of Intent Submitted; Justification and Cost Estimates Ready for Submission
- **Patton Park & Pool**
 - Concept Design Complete; Letter of Intent Submitted; Justification and Cost Estimates in Development
- **Whitmire Activity Center**
 - Concept Design Complete; Letter of Intent Submitted; Justification and Cost Estimates in Development

HELENE – FEMA PA

Small Projects

Public Assistance Program and Policy Guide (PAPPG): The PA program allows for simplified procedures on small projects to reduce the administrative burden on applicants and expedite the delivery of recovery funding. This means applicants may provide summary documentation and self-certify project eligibility.

- **~21 Small Projects Identified, Reviewed, and Submitted**
 - Hung up on technical issue with grants portal

ITEM	DESCRIPTION	EST. QUANTITY	UNIT	UNIT PRICE	TOTAL
1	Asphalt Paved Drive	2	LN	\$1,000.00	\$2,000.00
2	Construction Dumpster	1	LN	\$1,000.00	\$1,000.00
3	Demolition - Brick Structure	1	LN	\$1,000.00	\$1,000.00
4	Demolition - Brick Structure	1	LN	\$1,000.00	\$1,000.00
5	Demolition - Brick Structure	1	LN	\$1,000.00	\$1,000.00
6	Demolition - Brick Structure	1	LN	\$1,000.00	\$1,000.00
7	Demolition - Brick Structure	1	LN	\$1,000.00	\$1,000.00
8	Demolition - Brick Structure	1	LN	\$1,000.00	\$1,000.00
9	Demolition - Brick Structure	1	LN	\$1,000.00	\$1,000.00
10	Demolition - Brick Structure	1	LN	\$1,000.00	\$1,000.00
11	Demolition - Brick Structure	1	LN	\$1,000.00	\$1,000.00
12	Demolition - Brick Structure	1	LN	\$1,000.00	\$1,000.00
13	Demolition - Brick Structure	1	LN	\$1,000.00	\$1,000.00
14	Demolition - Brick Structure	1	LN	\$1,000.00	\$1,000.00
15	Demolition - Brick Structure	1	LN	\$1,000.00	\$1,000.00
16	Demolition - Brick Structure	1	LN	\$1,000.00	\$1,000.00
17	Demolition - Brick Structure	1	LN	\$1,000.00	\$1,000.00
18	Demolition - Brick Structure	1	LN	\$1,000.00	\$1,000.00
19	Demolition - Brick Structure	1	LN	\$1,000.00	\$1,000.00
20	Demolition - Brick Structure	1	LN	\$1,000.00	\$1,000.00
21	Demolition - Brick Structure	1	LN	\$1,000.00	\$1,000.00
22	Demolition - Brick Structure	1	LN	\$1,000.00	\$1,000.00
23	Demolition - Brick Structure	1	LN	\$1,000.00	\$1,000.00
24	Demolition - Brick Structure	1	LN	\$1,000.00	\$1,000.00
25	Demolition - Brick Structure	1	LN	\$1,000.00	\$1,000.00
26	Demolition - Brick Structure	1	LN	\$1,000.00	\$1,000.00
27	Demolition - Brick Structure	1	LN	\$1,000.00	\$1,000.00
28	Demolition - Brick Structure	1	LN	\$1,000.00	\$1,000.00
29	Demolition - Brick Structure	1	LN	\$1,000.00	\$1,000.00
30	Demolition - Brick Structure	1	LN	\$1,000.00	\$1,000.00
31	Demolition - Brick Structure	1	LN	\$1,000.00	\$1,000.00
32	Demolition - Brick Structure	1	LN	\$1,000.00	\$1,000.00
33	Demolition - Brick Structure	1	LN	\$1,000.00	\$1,000.00
34	Demolition - Brick Structure	1	LN	\$1,000.00	\$1,000.00
35	Demolition - Brick Structure	1	LN	\$1,000.00	\$1,000.00
36	Demolition - Brick Structure	1	LN	\$1,000.00	\$1,000.00
37	Demolition - Brick Structure	1	LN	\$1,000.00	\$1,000.00
38	Demolition - Brick Structure	1	LN	\$1,000.00	\$1,000.00
39	Demolition - Brick Structure	1	LN	\$1,000.00	\$1,000.00
40	Demolition - Brick Structure	1	LN	\$1,000.00	\$1,000.00
41	Demolition - Brick Structure	1	LN	\$1,000.00	\$1,000.00
42	Demolition - Brick Structure	1	LN	\$1,000.00	\$1,000.00
43	Demolition - Brick Structure	1	LN	\$1,000.00	\$1,000.00
44	Demolition - Brick Structure	1	LN	\$1,000.00	\$1,000.00
45	Demolition - Brick Structure	1	LN	\$1,000.00	\$1,000.00
46	Demolition - Brick Structure	1	LN	\$1,000.00	\$1,000.00
47	Demolition - Brick Structure	1	LN	\$1,000.00	\$1,000.00
48	Demolition - Brick Structure	1	LN	\$1,000.00	\$1,000.00
49	Demolition - Brick Structure	1	LN	\$1,000.00	\$1,000.00
50	Demolition - Brick Structure	1	LN	\$1,000.00	\$1,000.00
51	Demolition - Brick Structure	1	LN	\$1,000.00	\$1,000.00
52	Demolition - Brick Structure	1	LN	\$1,000.00	\$1,000.00
53	Demolition - Brick Structure	1	LN	\$1,000.00	\$1,000.00
54	Demolition - Brick Structure	1	LN	\$1,000.00	\$1,000.00
55	Demolition - Brick Structure	1	LN	\$1,000.00	\$1,000.00
56	Demolition - Brick Structure	1	LN	\$1,000.00	\$1,000.00
57	Demolition - Brick Structure	1	LN	\$1,000.00	\$1,000.00
58	Demolition - Brick Structure	1	LN	\$1,000.00	\$1,000.00
59	Demolition - Brick Structure	1	LN	\$1,000.00	\$1,000.00
60	Demolition - Brick Structure	1	LN	\$1,000.00	\$1,000.00
61	Demolition - Brick Structure	1	LN	\$1,000.00	\$1,000.00
62	Demolition - Brick Structure	1	LN	\$1,000.00	\$1,000.00
63	Demolition - Brick Structure	1	LN	\$1,000.00	\$1,000.00
64	Demolition - Brick Structure	1	LN	\$1,000.00	\$1,000.00
65	Demolition - Brick Structure	1	LN	\$1,000.00	\$1,000.00
66	Demolition - Brick Structure	1	LN	\$1,000.00	\$1,000.00
67	Demolition - Brick Structure	1	LN	\$1,000.00	\$1,000.00
68	Demolition - Brick Structure	1	LN	\$1,000.00	\$1,000.00
69	Demolition - Brick Structure	1	LN	\$1,000.00	\$1,000.00
70	Demolition - Brick Structure	1	LN	\$1,000.00	\$1,000.00
71	Demolition - Brick Structure	1	LN	\$1,000.00	\$1,000.00
72	Demolition - Brick Structure	1	LN	\$1,000.00	\$1,000.00
73	Demolition - Brick Structure	1	LN	\$1,000.00	\$1,000.00
74	Demolition - Brick Structure	1	LN	\$1,000.00	\$1,000.00
75	Demolition - Brick Structure	1	LN	\$1,000.00	\$1,000.00
76	Demolition - Brick Structure	1	LN	\$1,000.00	\$1,000.00
77	Demolition - Brick Structure	1	LN	\$1,000.00	\$1,000.00
78	Demolition - Brick Structure	1	LN	\$1,000.00	\$1,000.00
79	Demolition - Brick Structure	1	LN	\$1,000.00	\$1,000.00
80	Demolition - Brick Structure	1	LN	\$1,000.00	\$1,000.00
81	Demolition - Brick Structure	1	LN	\$1,000.00	\$1,000.00
82	Demolition - Brick Structure	1	LN	\$1,000.00	\$1,000.00
83	Demolition - Brick Structure	1	LN	\$1,000.00	\$1,000.00
84	Demolition - Brick Structure	1	LN	\$1,000.00	\$1,000.00
85	Demolition - Brick Structure	1	LN	\$1,000.00	\$1,000.00
86	Demolition - Brick Structure	1	LN	\$1,000.00	\$1,000.00
87	Demolition - Brick Structure	1	LN	\$1,000.00	\$1,000.00
88	Demolition - Brick Structure	1	LN	\$1,000.00	\$1,000.00
89	Demolition - Brick Structure	1	LN	\$1,000.00	\$1,000.00
90	Demolition - Brick Structure	1	LN	\$1,000.00	\$1,000.00
91	Demolition - Brick Structure	1	LN	\$1,000.00	\$1,000.00
92	Demolition - Brick Structure	1	LN	\$1,000.00	\$1,000.00
93	Demolition - Brick Structure	1	LN	\$1,000.00	\$1,000.00
94	Demolition - Brick Structure	1	LN	\$1,000.00	\$1,000.00
95	Demolition - Brick Structure	1	LN	\$1,000.00	\$1,000.00
96	Demolition - Brick Structure	1	LN	\$1,000.00	\$1,000.00
97	Demolition - Brick Structure	1	LN	\$1,000.00	\$1,000.00
98	Demolition - Brick Structure	1	LN	\$1,000.00	\$1,000.00
99	Demolition - Brick Structure	1	LN	\$1,000.00	\$1,000.00
100	Demolition - Brick Structure	1	LN	\$1,000.00	\$1,000.00

HELENE – FEMA PA

Other Projects

- **City Hall**
 - Roof and Water Damage
 - Insurance Proceeds for Some of the Damage
 - Project Close to Bid
- **City Ops**
 - Flood Damage
 - Insurance Proceeds for Some of the Damage
 - Project Complete > Submission of Final Costs to FEMA
- **Reservoirs & Intakes (French Broad, Mills River, North Fork, and Bradley)**
 - Flood Damage
 - Insurance Proceeds for Some of the Damage
 - Projects in Various Stages of Development



Focus Area: Public Services

- ISO 1 – Fire Department
 - Quick Response Vehicles
- CALEA Accredited Police Department
 - Police Chief – IACP 3rd VP
 - 2 officers attend FBI National Academy in 2025
 - Police Social Worker
- Solid Waste Program Evaluation
- Future Projects
 - Customer Service Initiative (Service Excellence) Refresh
 - Development/Infrastructure Review Process Analysis
 - Solid Waste Improvements



Focus Area: Sound Infrastructure

- French Broad River Intake – 30 MGD
- Water Treatment Plant Expansion – 15 MGD
- Floodplain Restoration Projects
- Ashe Street/4th Avenue Water and Sewer Replacement Projects
- 7th Avenue Revitalization Project



Focus Area: Sound Infrastructure

- Future Projects
 - WWTP Revitalization/Expansion
 - Mud Creek Sewer Interceptor Replacement
 - Brookside Camp Water Line
 - East Side Water Line
 - Stormwater Repairs/ Improvements

- **Transportation GO BOND Projects (if approved)**



**City of
Hendersonville**
GO Bond Referendum
for Transportation
MARCH 3, 2026



PSA

Municipalities, counties, and other local governments **cannot spend taxpayer money to explicitly endorse a "yes" or "no" vote** on a bond referendum.

Permissible actions for local governments include:

- Hosting public meetings to explain a bond proposal.
- Producing informational packets or videos outlining the proposed projects and the estimated cost.
- Creating a website with frequently asked questions and project details.



PROJECT OVERVIEW



Core Values Guiding Our Transportation Bond

1. Prioritizing Pavement Condition for Long-Term Value
2. Strategic and Transparent Use of Funds
3. Timely Delivery with Measurable Impact
4. Equal Access and ADA Compliance
5. Balanced Investment Across the Network
6. Advancing Complete Streets and Walk Hendo Goals

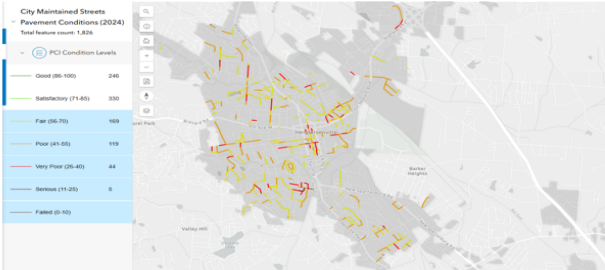
IMPLEMENTATION STRATEGY

How to allocate the funds?

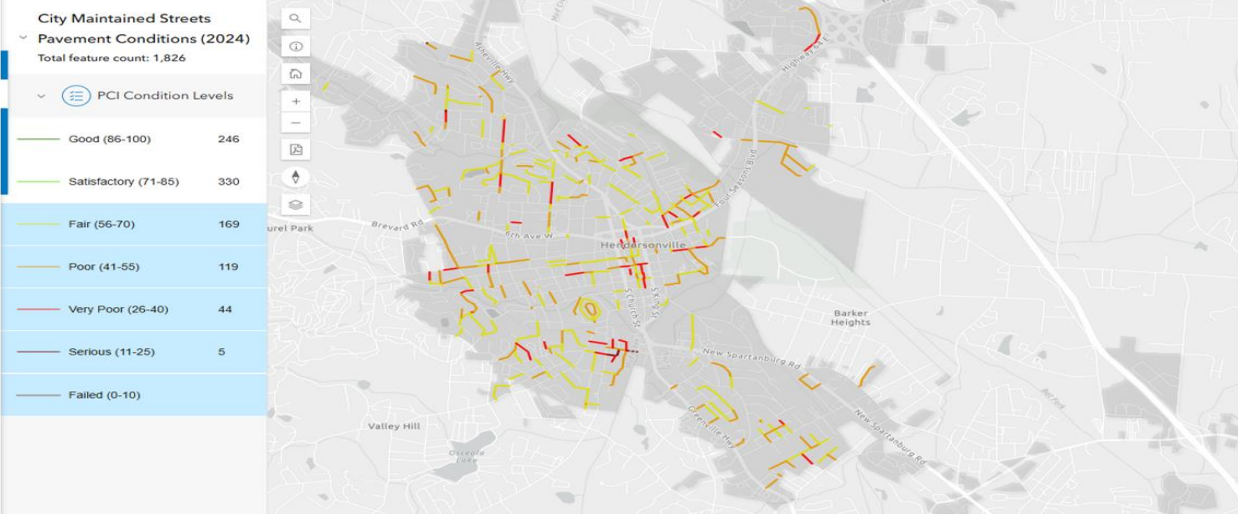
- **Tier 1**
 - Improves PCI to ~79 in five (5) years
 - Repaves ~2.5m Sq. Ft.
 - All Segments <= Fair
- **Tier 2**
 - Replaces ~25% of Non-compliant Curb Ramps
- **Tier 3**
 - \$750k per Year to Safety & Network Improvements

Per Year Allocation			
	Tier 1 - Resurfacing	Tier 2 - ADA Curb Ramps	Tier 3 - Complete Streets
Year 1	\$ 1,659,863	\$ 490,118	\$ 750,019
Year 2	1,659,863	490,118	750,019
Year 3	1,659,863	490,118	750,019
Year 4	1,659,863	490,118	750,019
Year 5	1,659,863	490,118	750,019
Total	\$ 8,299,317	\$ 2,450,588	\$ 3,750,095

	Sq. Ft. Resurfaced	# of Curb Ramps	
Year 1	507,918	85	Ex. King Street Construction
Year 2	507,918	85	Ex. Bike Lanes & New Sidewalk
Year 3	507,918	85	Ex. Main St. Brick Crosswalks
Year 4	507,918	85	Ex. Bollards at 6th Ave.
Year 5	507,918	85	Ex. Traffic Calming Measure
Total	2,539,591	423	Overall +Network/Safety



IMPLEMENTATION STRATEGY



Focus Area: Numerous Amenities

- Laura Corn Mini-Golf
- Ecusta Trail
- Future Projects
 - Patton Park/Pool Repairs
 - Whitmire Center Repairs
 - Greenway Projects (Clear Creek Greenway and Above the Mud)



Focus Area: Strong Partnerships



Focus Area: Economic Vitality

- Garrison Industrial Park
 - Jabil \$150mil +/-
- McMurray Road Commercial Center
 - Speculative Buildings/Warehouse
 - Borg Werner Expansion \$75 mil +/-
- Retail/Commercial Expansion
 - Blue Ridge Mall
 - Gas "Super" Centers (QT, Spinx and Sheetz)



Focus Area: Economic Vitality

- Strategic Housing Plan
 - Zoning Ordinance Amendments
 - Housing Trust Property Purchase
- Since 2019 – 4,401 Units Approved (entitled)
 - 813 – Complete
 - 1,479 – Under Construction
 - 363 - Final Site Plan Submitted
 - 600 – Awaiting Final Site Plan
 - 787 – Inactive
- 359 – Withdrawn or denied



Focus Area: Financial Sustainability

- Environmental Sustainability Strategic Plan
 - Energy Efficient Vehicles (Electric/Hybrid)
 - Energy Efficient Motors / Electrical Equipment
 - Utilization of Solar Energy
- Multi-Year Capital Improvement Program
- Multi-Year Financial Modeling
- Vehicle Replacement Program



Assessed Tax Base Value

- FY 22 - \$2.2 bil
 - FY 23 - \$2.3 bil
 - FY 24 - \$3.0 bil (Revaluation)
 - FY 25 - \$3.3 bil
 - FY 26 - \$3.4 bil (estimate)
- Source – www.hvInc.gov/budget



Tax Rate

- FY 22 - \$0.52 per \$100
- FY 23 - \$0.52 per \$100
- FY 24 - \$0.49 per \$100
- FY 25 - \$0.52 per \$100
- FY 26 - \$0.52 per \$100

• Source: www.hvlinc.gov/budget

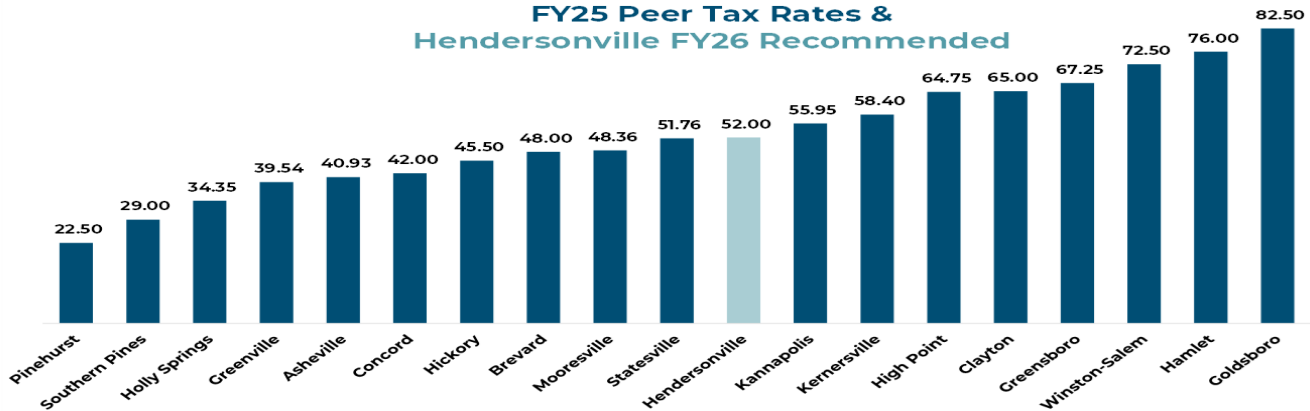


GENERAL FUND

Setting the Tax Rate:

Avg. = \$0.5244

FY25 Peer Tax Rates & Hendersonville FY26 Recommended



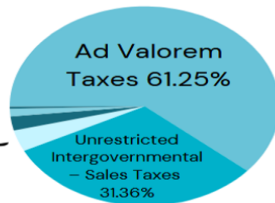
BUDGET AT A GLANCE

TOTAL RECOMMENDED BUDGET: \$68,623,860

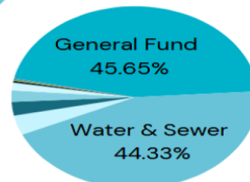
WHERE IS THE MONEY COMING FROM?

GENERAL FUND

- Restricted Intergovernmental 3.45%
- Permits & Fees 2.28%
- Sales & Services 1.25%
- Investment Earnings 0.36%
- Other taxes & Licenses 0.03%
- Miscellaneous 0.02%



WHERE IS THE MONEY GOING?



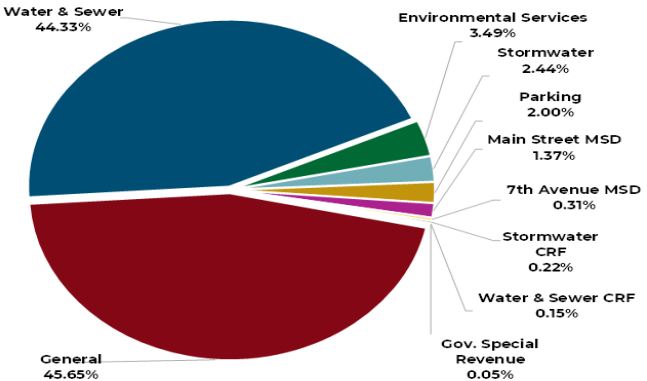
- Environmental Services 3.49%
- Stormwater 2.44%
- Parking 2.00%
- Main St. MSD 1.37%
- 7th Ave MSD 0.31%
- Stormwater Capital Reserve 0.22%
- Water & Sewer Capital Reserve 0.15%
- Governmental Special Revenue 0.05%

BUDGET IN TOTAL

FY26 MAJOR FUNDS SUMMARY

FUND	EXPENDITURES	REVENUES	FUND BALANCE APPROPRIATION
General	\$ 31,326,611	\$ 28,194,046	\$ 3,132,565
Water & Sewer	30,421,154	28,264,260	2,156,894
Environmental Services	2,394,000	2,394,000	-
Stormwater	1,676,050	1,676,050	-
Parking	1,371,224	1,371,224	-
Main Street MSD	940,854	785,834	155,020
7th Avenue MSD	212,967	148,201	64,766
Stormwater CRF	150,000	150,000	-
Water & Sewer CRF	100,000	100,000	-
Gov. Special Revenue	31,000	-	31,000
SUB-TOTAL	\$ 68,623,860	\$ 63,083,615	\$ 5,540,245

TOTAL IN BALANCE \$68,623,860



BUDGET

Revenues

	Total	Per Year (for 5 years)
Total Budget	14,500,000	2,900,000
Debt Proceeds	10,000,000	2,000,000
Annual Revenues	4,500,000	900,000

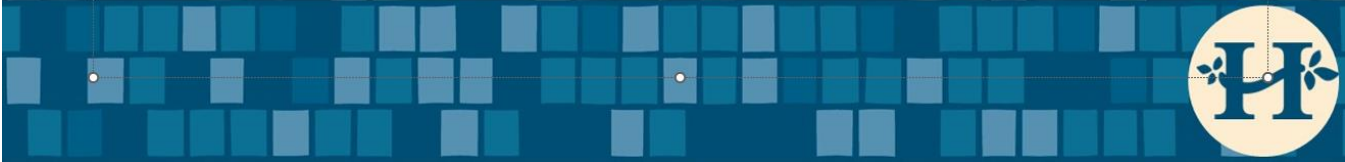
Debt Service

Series 2027 - G.O. Bond Transportation			8
Principal	Interest	Debt Service	Balance
10,000,000	4,725,000	14,725,000	
-	-	-	-
-	-	-	-
-	-	-	-
-	-	-	-
-	-	-	10,000,000
500,000	450,000	950,000	9,500,000
500,000	427,500	927,500	9,000,000
500,000	405,000	905,000	8,500,000
500,000	382,500	882,500	8,000,000
500,000	360,000	860,000	7,500,000
500,000	337,500	837,500	7,000,000
500,000	315,000	815,000	6,500,000
500,000	292,500	792,500	6,000,000
500,000	270,000	770,000	5,500,000
500,000	247,500	747,500	5,000,000
500,000	225,000	725,000	4,500,000
500,000	202,500	702,500	4,000,000
500,000	180,000	680,000	3,500,000
500,000	157,500	657,500	3,000,000
500,000	135,000	635,000	2,500,000
500,000	112,500	612,500	2,000,000
500,000	90,000	590,000	1,500,000
500,000	67,500	567,500	1,000,000
500,000	45,000	545,000	500,000
500,000	22,500	522,500	-

Model Impacts

Revenue Requirements and Sources						Financial Sustainability Scorecard		
FY	Tax Rate	Revenue Neutral Rate	Value of a Penny	Natural Growth Rate/ Reval	Growth Rate Development	Available FB (Ass. + Unass.)	% of Expenditures	Amount Above (Under) Policy
2020	49.00	41.81	214,263	18.00%	0.00%	5,949,067	36.7%	1,826,836
2021	49.00	49.00	218,956	2.39%	0.00%	3,460,866	20.0%	(718,214)
2022	52.00	52.00	221,658	1.34%	0.00%	5,777,008	30.1%	981,559
2023	52.00	52.00	230,781	4.11%	0.00%	7,353,518	30.7%	1,371,566
2024	49.00	40.43	302,187	23.00%	0.00%	6,159,237	23.8%	(306,981)
2025	52.00	52.00	328,020	7.22%	0.00%	7,336,091	26.7%	463,267
2026	52.00	52.00	337,765	2.97%	0.00%	7,828,221	27.1%	594,211
2027	52.00	52.00	341,143	1.00%	7.61%	7,745,031	25.9%	272,756
2028	50.00	44.24	403,324	16.00%	3.23%	8,025,630	25.3%	100,836
2029	50.00	50.00	429,471	3.25%	4.24%	9,221,111	28.1%	1,026,960
2030	50.00	50.00	460,586	3.00%	1.02%	9,278,267	26.3%	470,874

Questions ?



B. 2026 City of Hendersonville Focus Areas - *John Connet, City Manager*

See PowerPoint above.

C. Downtown Hotel RFP - *John Connet, City Manager*

5. OTHER BUSINESS – None

6. ADJOURNMENT

Melinda Lowrance moved to adjourn and there being no further discussion, the meeting was adjourned at 12:53 p.m. upon unanimous assent of the Committee.

Ken Gordon, Chairman

ATTEST:

Jill Murray, City Clerk