



Public Safety Committee Minutes

July 22, 2024

Councilor Hardin called the meeting to order at 5:16pm. Councilor Primmer and Linton were excused. Staff in attendance included: City Manager Byron Smith, City Attorney Rich Tovey, Court Administrator Jillian Viles, Captains Travis Eynon, Communications Manager Amanda Hartsteen, Patrol Sergeant Freddy Sotelo, Detective Shawnee Rodriguez, Patrol Officers Daniel Thomas and Andrew Nuckolls, and City Recorder Lilly Alarcon-Strong.

Police Department

- **Introductions & HPD Personnel Update**

Hermiston's Police Department (HPD) Captain Travis Eynon introduced members of HPD who were in the audience and gave personnel updates stating HPD is now fully staffed as all new officers, with the exception of one, are off field training and patrol shifts are back to five on-duty officers. As has been previously discussed, this profession has been and continues to be a difficult profession to hire for not only locally, but on a statewide and national level as less people are choosing this career field.

2nd Quarter (2024) Activity Report

Captain Eynon reviewed the 2nd Quarter Activity Report (attached). Information was provided to include: 3 of the 4 violent or person crime categories are down from last year and down from the 10-year average; although the rape category is very alarming and HPD would never want to make light of the reported crimes, the following is know about this category: there were no stranger-on-stranger crimes, one victim has a history of mental illness and substance abuse reported 2 rapes with similar circumstances involving different people and one of the reported rapes was several years ago but the victim is now just reporting it; burglaries are down 50% from last year and down 63% from the 10-year average; total crimes is down 4% and violent crimes are down 17% from last year.

Captain Eynon stated this Committee has heard Chief Edmiston repeatedly say that one indicator to look at and see if a police department has the trust of those they serve is the number of calls for service they receive; calls for service is up 5% from last year and has hit a 10-year high. HPD believes one of the reasons the community has HPD's trust is its clearance rate/making arrests. The following shows certain crime categories, HPD's 2024 clearance rate, and the national clearance rate for 2022 as provided from the FBI. These statistics show how professional and committed our officers are to the community they serve.

Crime	HPD Clearance Rate	National Average Clearance Rate
Rape	25%	26%
Robbery	50%	23%
Aggravated Assault	90%	41%
Burglary	55%	13%
Larceny	50%	12%
Auto Theft	54%	9%



Public Safety Committee Minutes

July 22, 2024

- **Past/Upcoming Events**

- Umatilla County Fair and Parade- will include a new route along HWY 395.
- National Night Out- will be August 6th. The Medallion has been hidden by HPD Official Tim Miears. As always, clues will be supplied through a partnership with the media.

Hermiston Municipal Court Updates

Court Administrator Jillian Viles reviewed the 2nd Quart Municipal Court Report to include: crimes and violations filed in the Municipal Court, and the number of days these cases take to be adjudicated from when they are filed (attached). Court Administrator Viles also spoke regarding City Attorney Tovey filling in as the City Prosecutor, as of April, until a new prosecutor can be hired; as well as a new screening process by a security firm will be required for all members of the public who wish to enter the Court Room.

Public Comment

Umatilla County Fair Board Member Mike Hampton spoke regarding the new Fair Parade Route on Highway 395 stating barricades and cones will be placed throughout the new parade route with the hope that the next 2-years will bring clarity on any changes that need to be made to the route in the future.

Questions, Comments, Concerns

Councilor Hardin asked for updates regarding the HPD staffing agreement with Good Shepherd Health Care Systems (GSHCS).

City Manager Smith stated the City and GSHCS continue to work on the agreement as well as hiring additional staff to be trained prior to the agreement commence date. Both entities feel like this will be a great resource for GSHCS and the community in general.

Adjournment

There was no other business, and the meeting was adjourned at 5:39pm.

HERMISTON POLICE DEPARTMENT



Mission Statement

Without fear or favor and in partnership with our diverse community, we will create and maintain a safe environment with the reduction of crime through problem-oriented and community-based policing strategies. The quality of life for those we serve takes precedent over our individual needs.

2ND QUARTER ACTIVITY REPORT

2024

Hermiston Police Department 2015-2024 Patrol Stats - January through June

<u>Incident Type</u>	2015	2016	2017	2018	2019	2020	2021	2022	2023	Avg	Normal Range	2024	% Change Avg-'24	% Change '23-'24
Total Incidents	11565	11521	10412	11326	11067	10686	10704	10864	11332	11053	10810-11296	10730	-3%	-5%
Calls for Service	4998	5063	5124	5620	5809	5076	5400	5728	6273	5455	5052-5857	6616	21%	5%
Officer Initiated Activity	6567	6458	5288	5706	5258	5610	5304	5136	5059	5598	5409-5788	4114	-27%	-19%
Traffic Stops	3260	3363	2211	2249	2484	2825	2126	2553	2299	2597	2360-2833	2081	-20%	-9%
Case Investigations	1671	1579	1496	1648	1678	1118	1235	1438	1655	1502	1280-1724	1518	1%	-8%
Total Arrests	722	728	622	608	674	385	389	531	665	592	465-718	643	9%	-3%
Misdemeanor Arrests	557	561	437	437	495	249	284	405	507	437	331-543	515	18%	2%
Felony Arrests	165	167	185	171	179	136	105	126	158	155	129-180	128	-17%	-19%
Total Citations	3384	3315	2738	2909	3158	2589	1776	2335	2506	2746	2301-3190	2060	-25%	-18%

POPULATION	17345	17520	17730	17985	18200	18775	19354	19696	19973
-------------------	-------	-------	-------	-------	-------	-------	-------	-------	-------

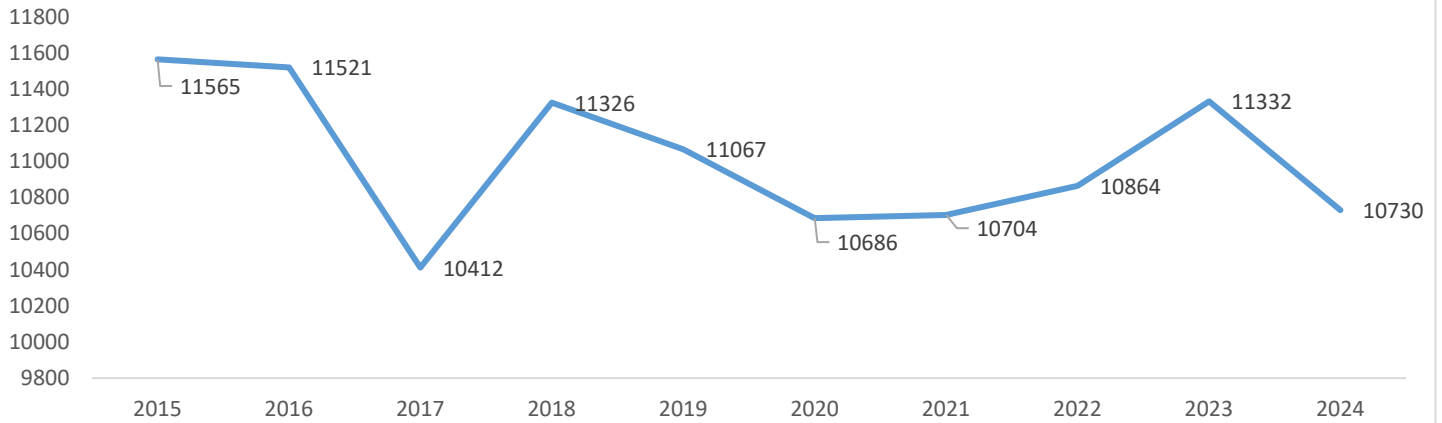
20322

<u>Incident Type</u>	2015	2016	2017	2018	2019	2020	2021	2022	2023	Avg	Normal Range	2024	% Change Avg-'24	% Change '23-'24
Homicide	1	0	1	1	0	2	2	0	1	1	0-2	0	-100%	-100%
Rape	3	1	1	5	3	4	5	3	2	3	0-2	8	167%	300%
Robbery	2	0	1	5	4	5	4	4	3	3	2-4	2	-33%	-33%
Aggravated Assault	7	13	16	20	12	8	7	19	18	13	8-18	10	-23%	-44%
Burglary	29	24	25	51	39	26	36	22	22	30	23-38	11	-63%	-50%
Larceny	224	230	167	228	226	148	171	263	313	219	159-279	322	47%	3%
Auto Theft	27	17	23	21	22	17	14	25	25	21	17-26	13	-38%	-48%
Arson	1	0	1	0	1	4	2	0	3	1	1-2	5	400%	67%
TOTAL	294	285	235	331	307	214	241	336	387	292	229-355	371	27%	-4%
TOTAL VIOLENT	13	14	19	31	19	19	18	26	24	20	17-24	20	0%	-17%
TOTAL PROPERTY	281	271	216	300	288	195	223	310	363	272	211-332	351	29%	-3%
POPULATION	17345	17520	17730	17985	18200	18775	19354	19696	19973	20322				

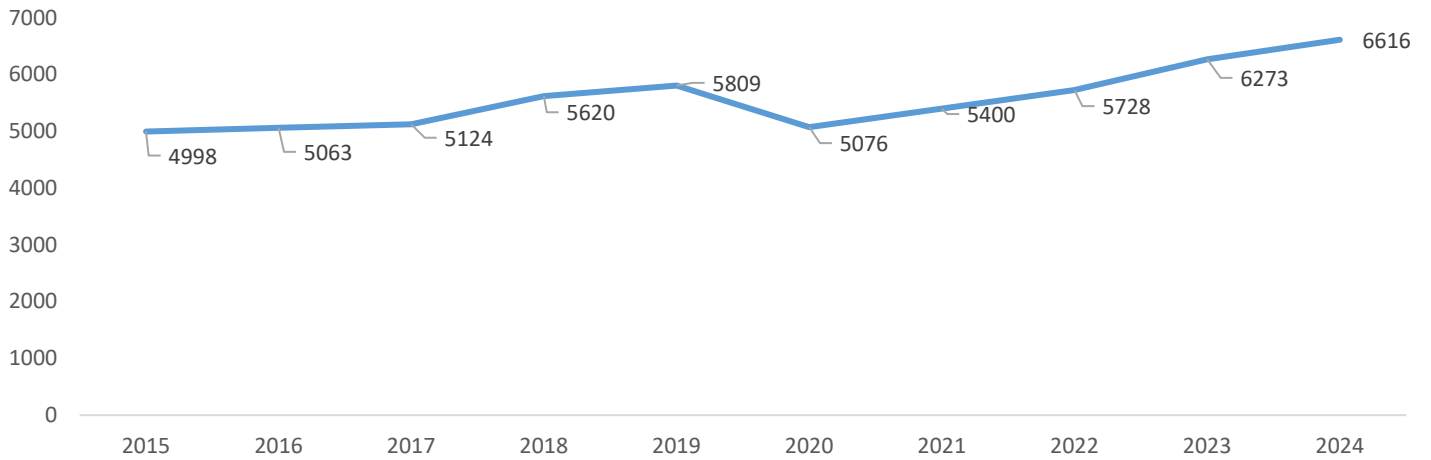
Hermiston Police Department 2015-2024 Crime Stats

January through June 10-year Trends

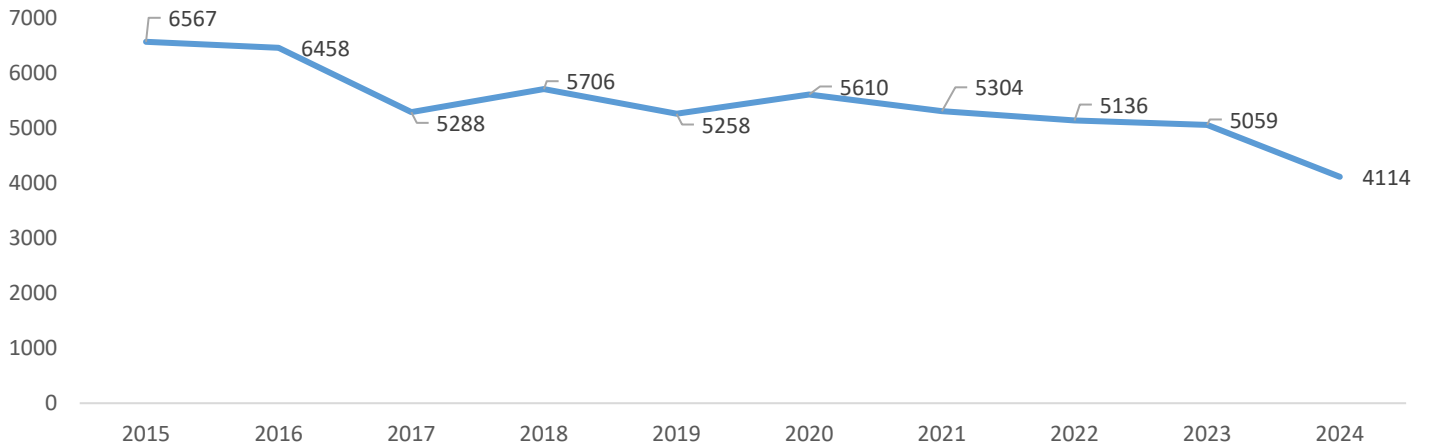
Total Incidents



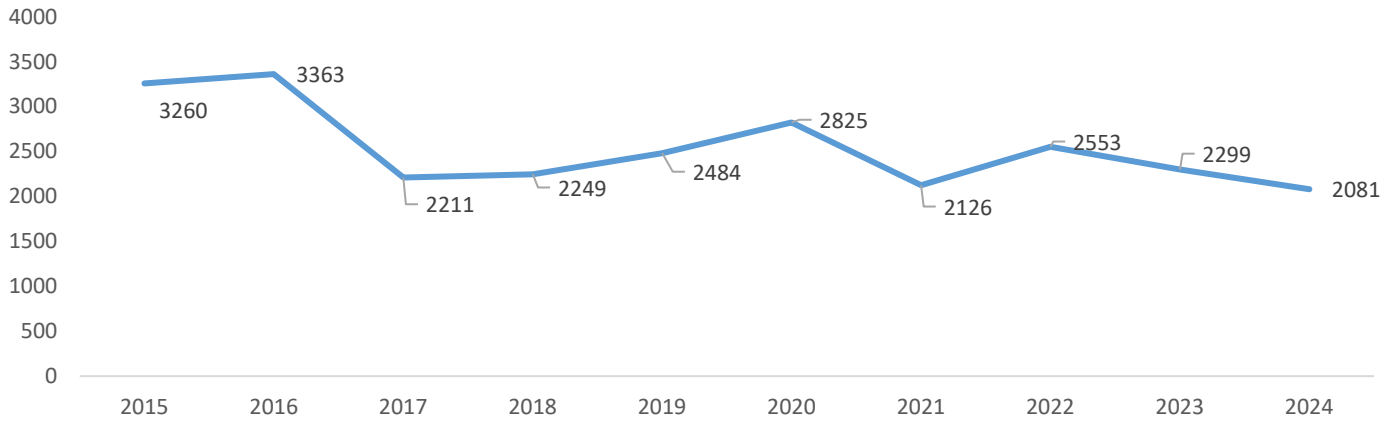
Calls for Service



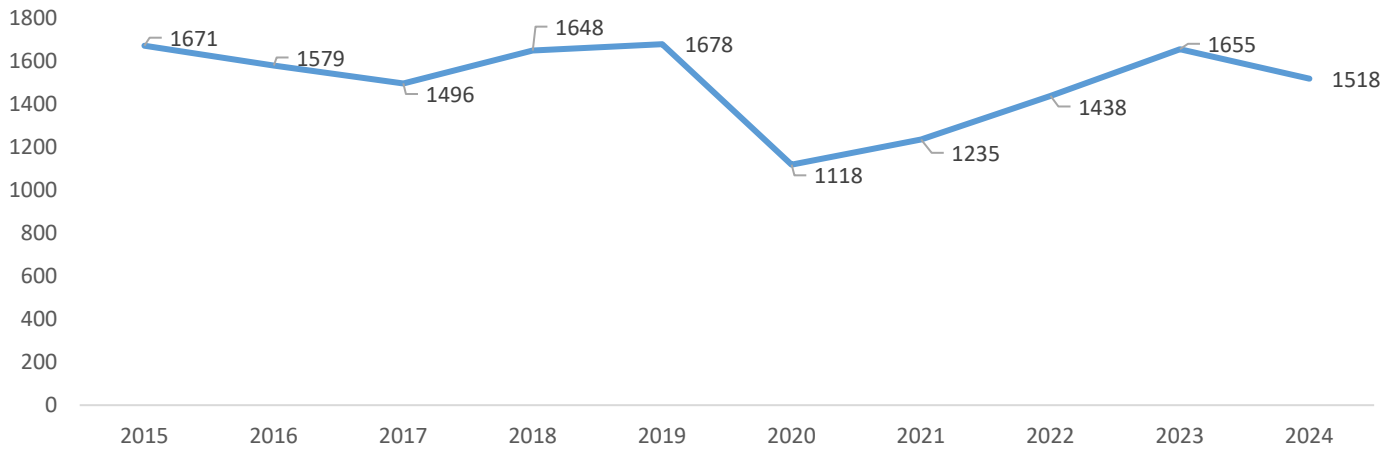
Officer Initiated Activity



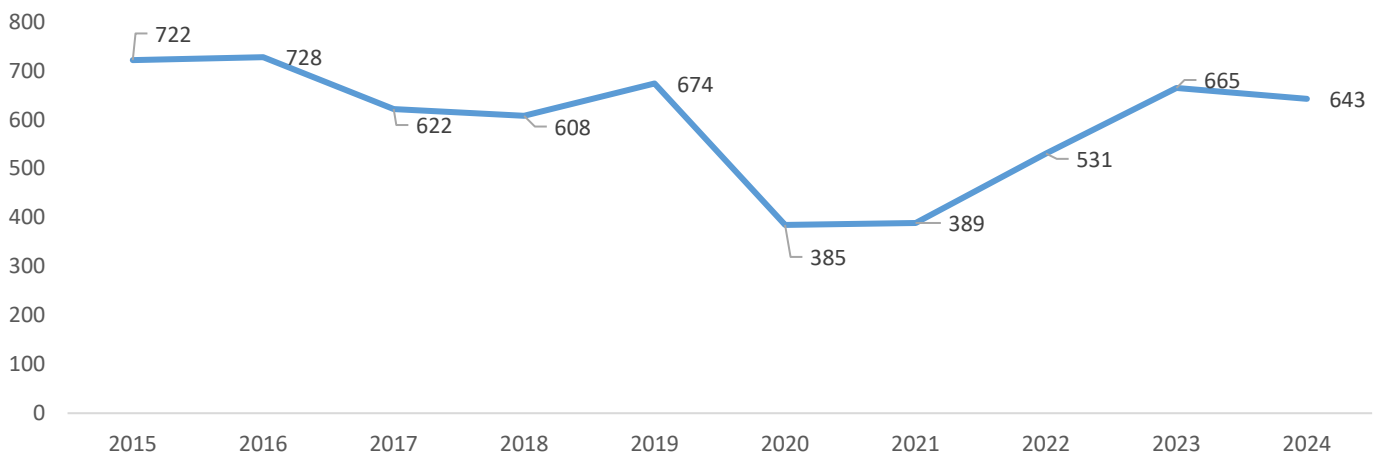
Traffic Stops



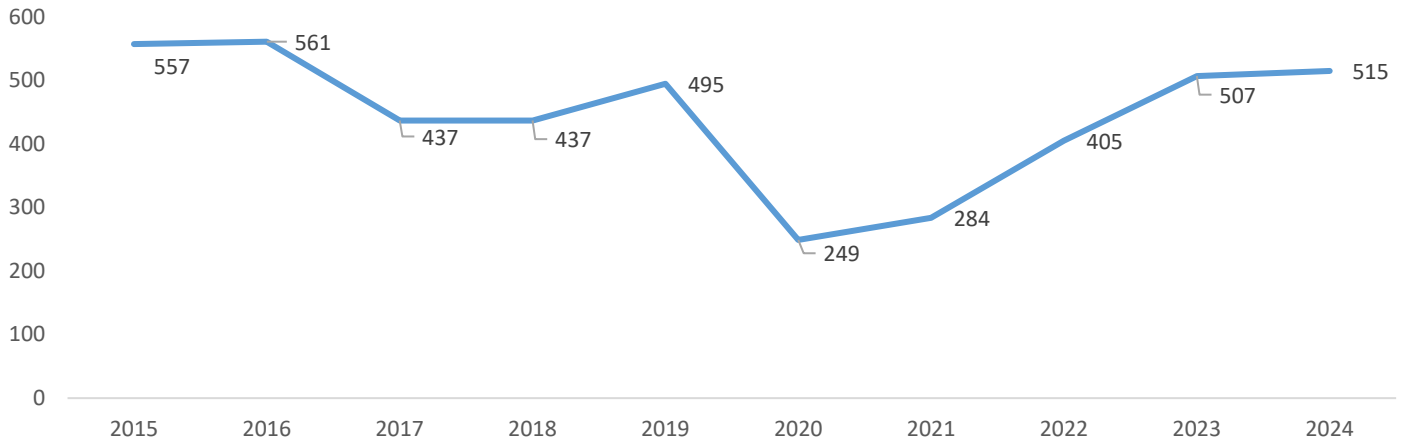
Case Investigations



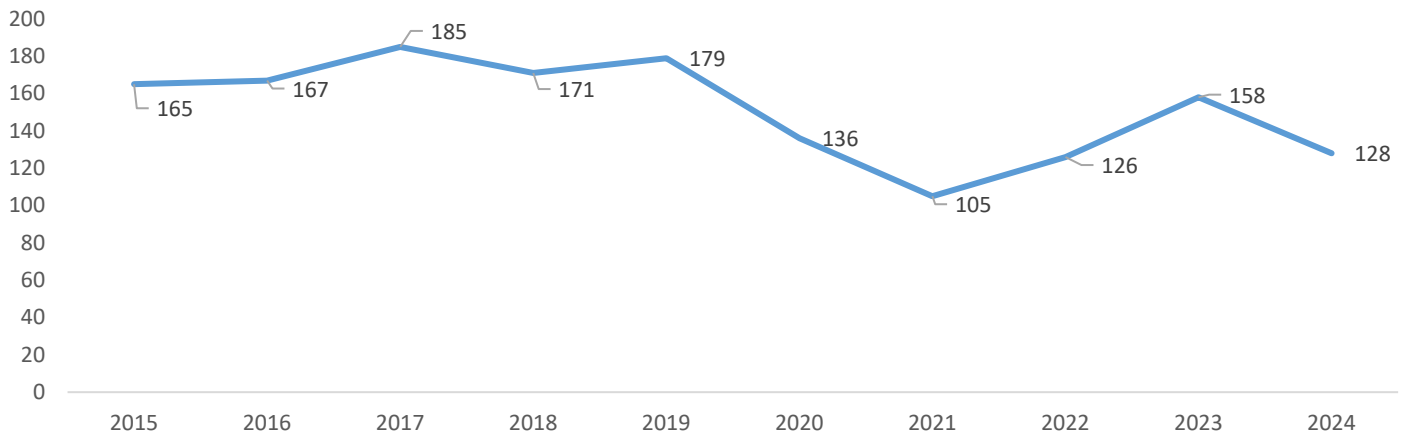
Total Arrests



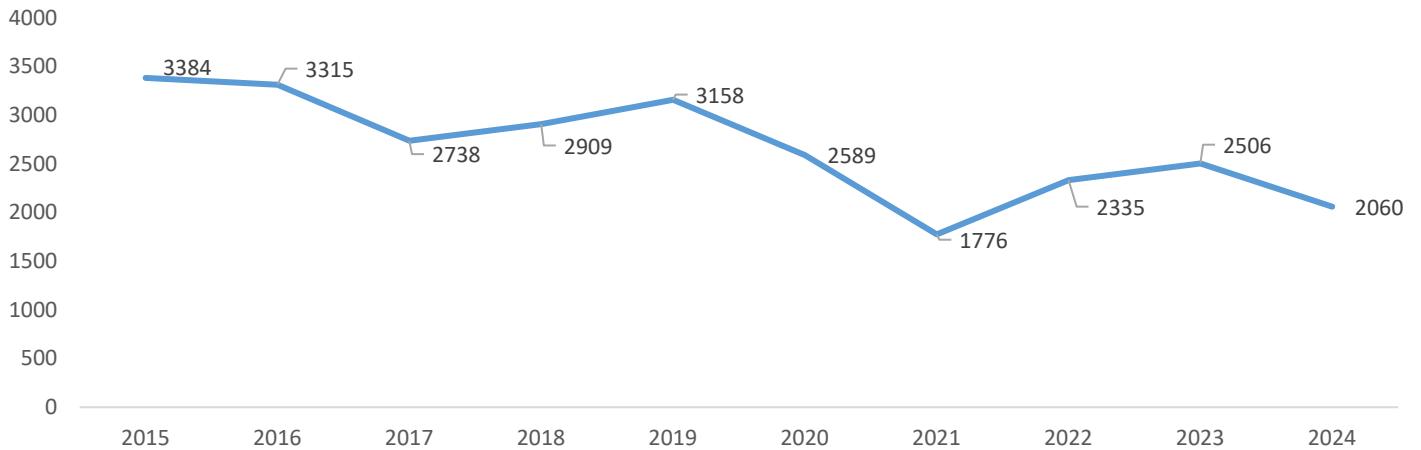
Misdemeanor Arrests



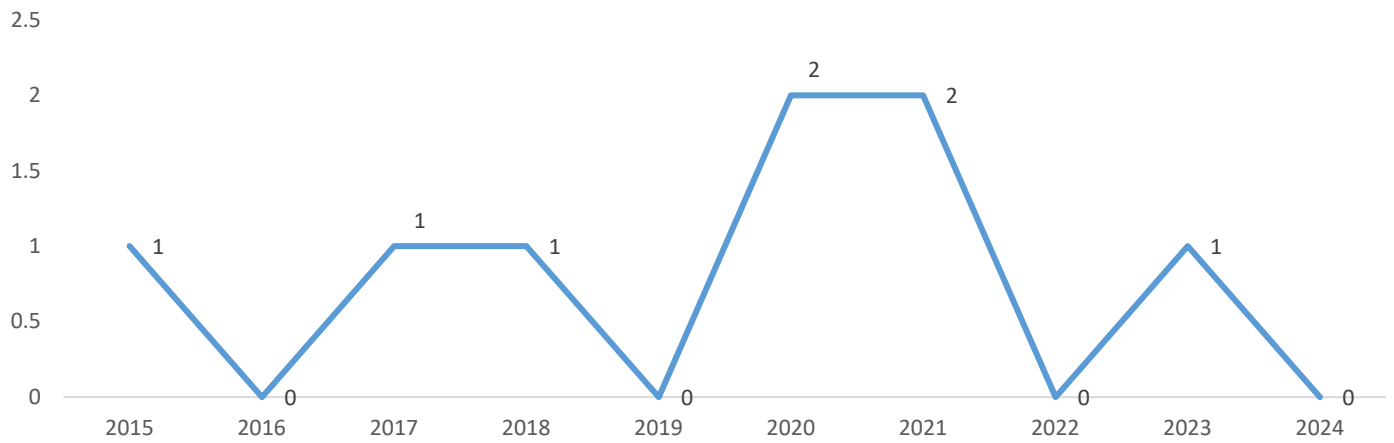
Felony Arrests



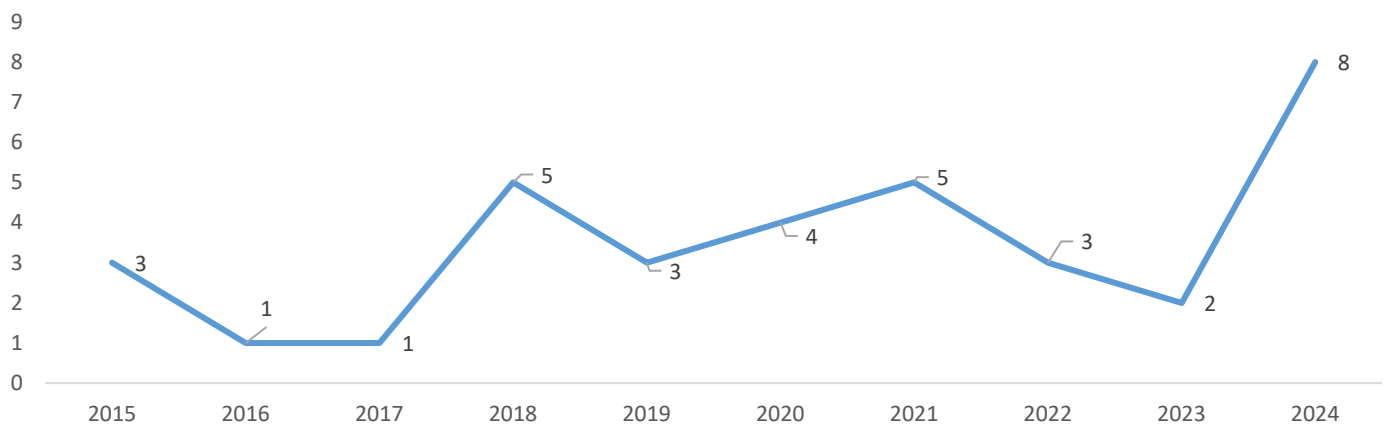
Total Citations



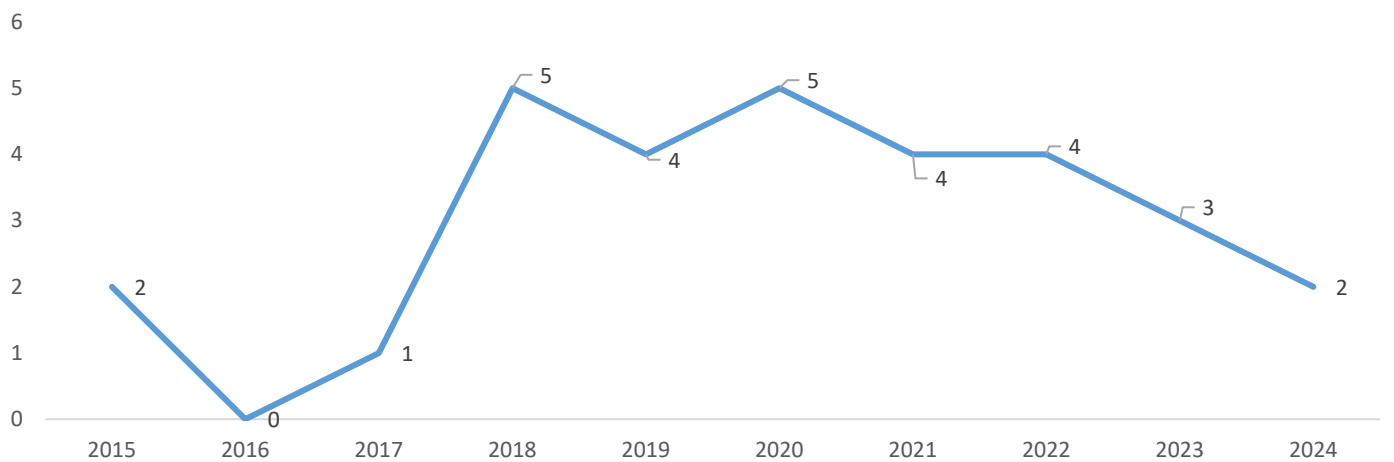
Homicide (and attempted)



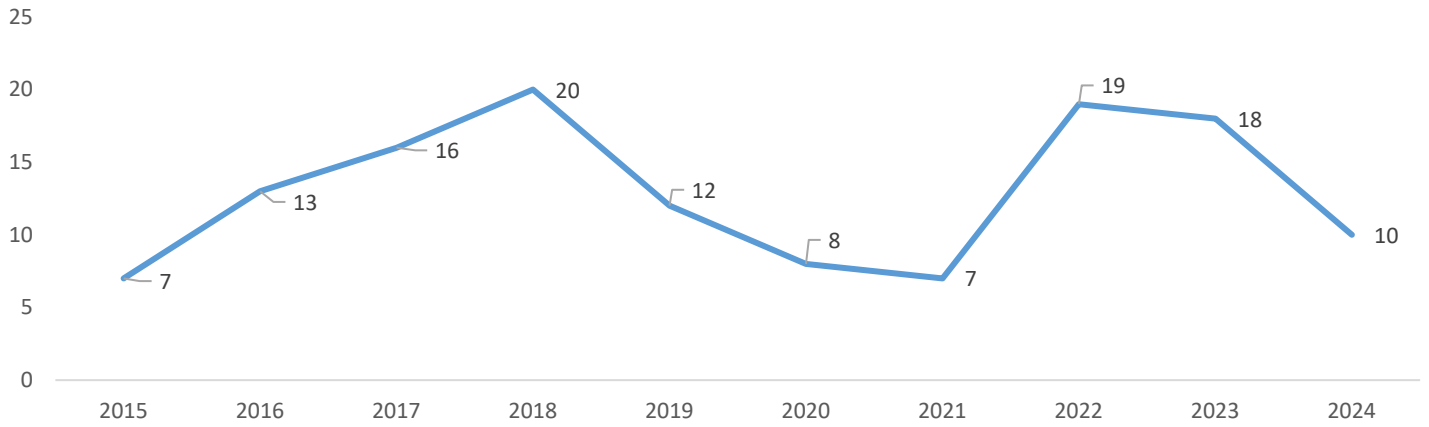
Rape



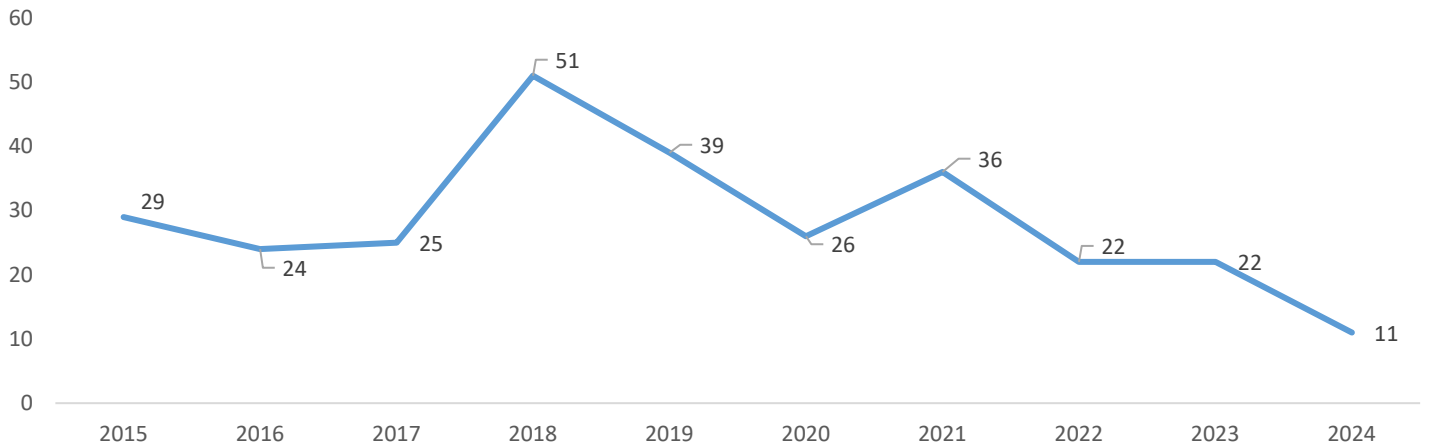
Robbery



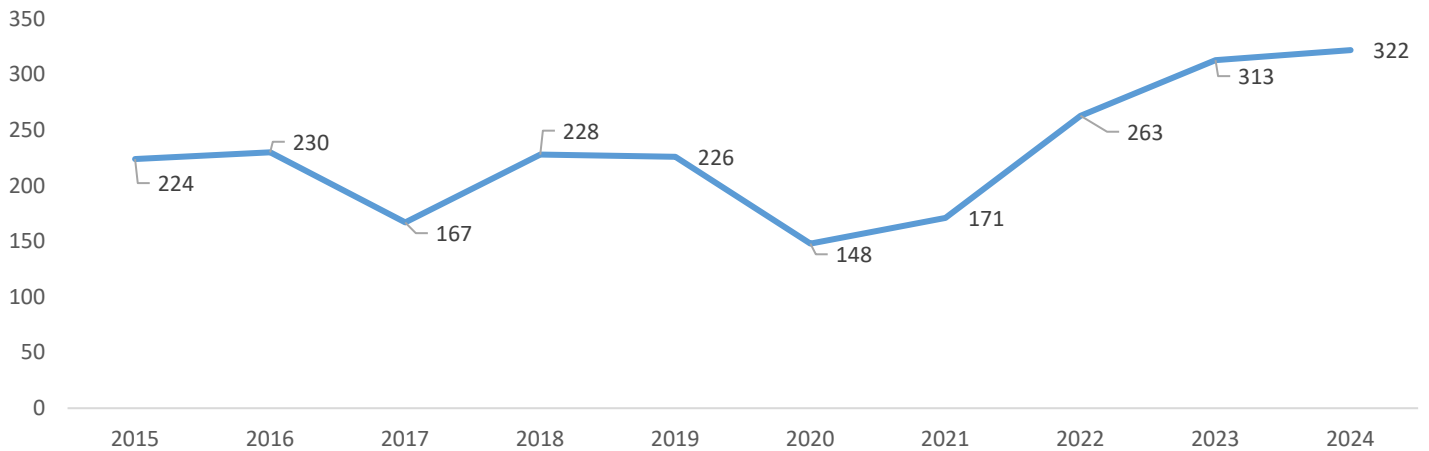
Aggravated Assault



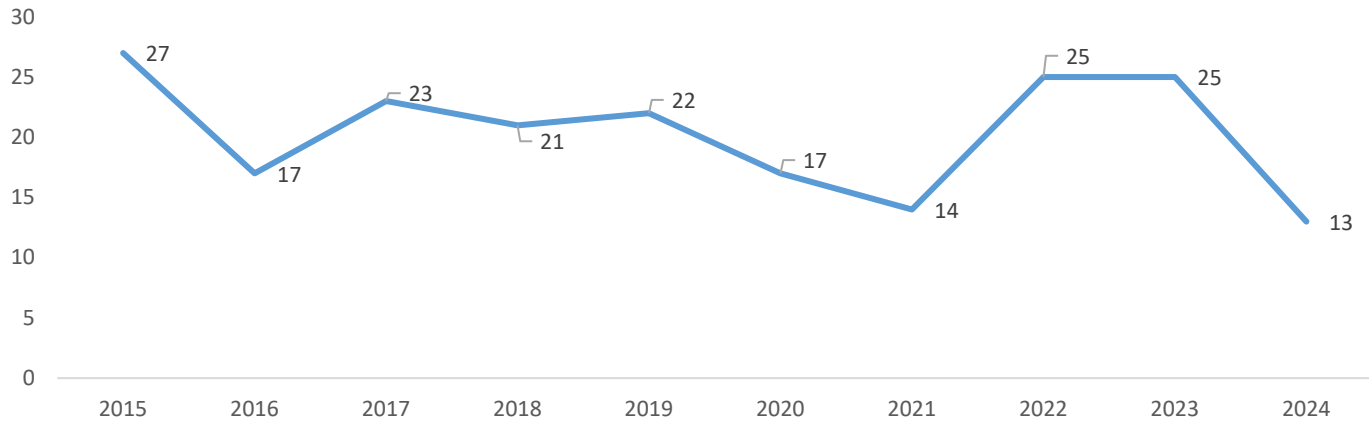
Burglary



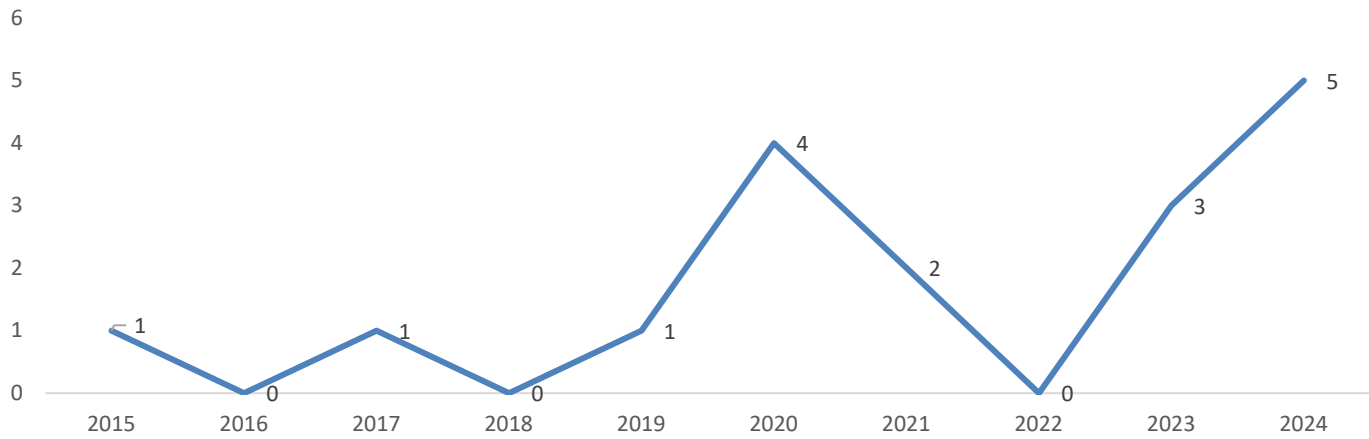
Larceny



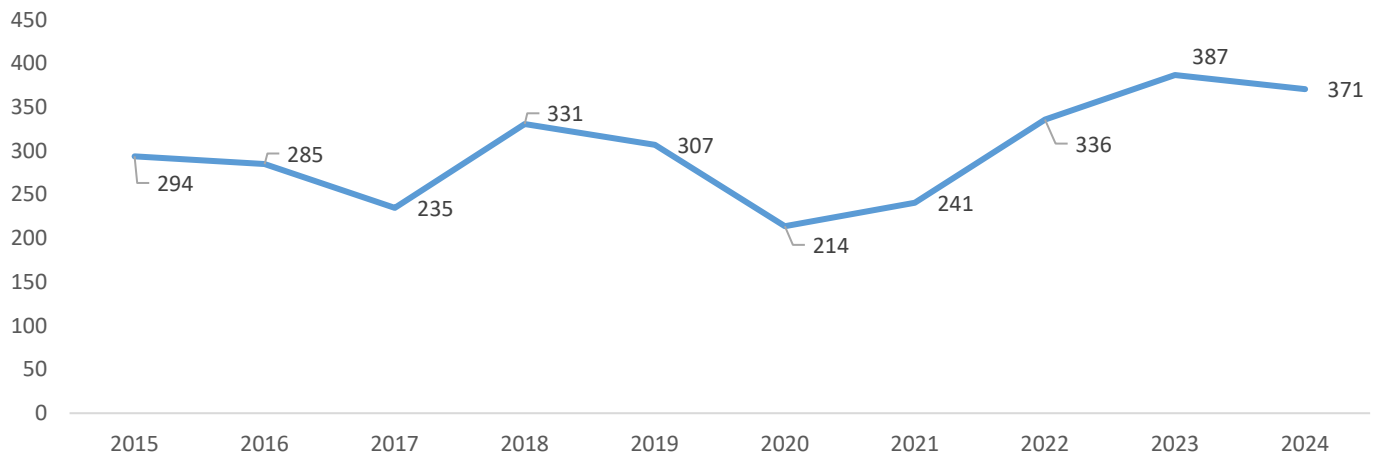
Auto Theft

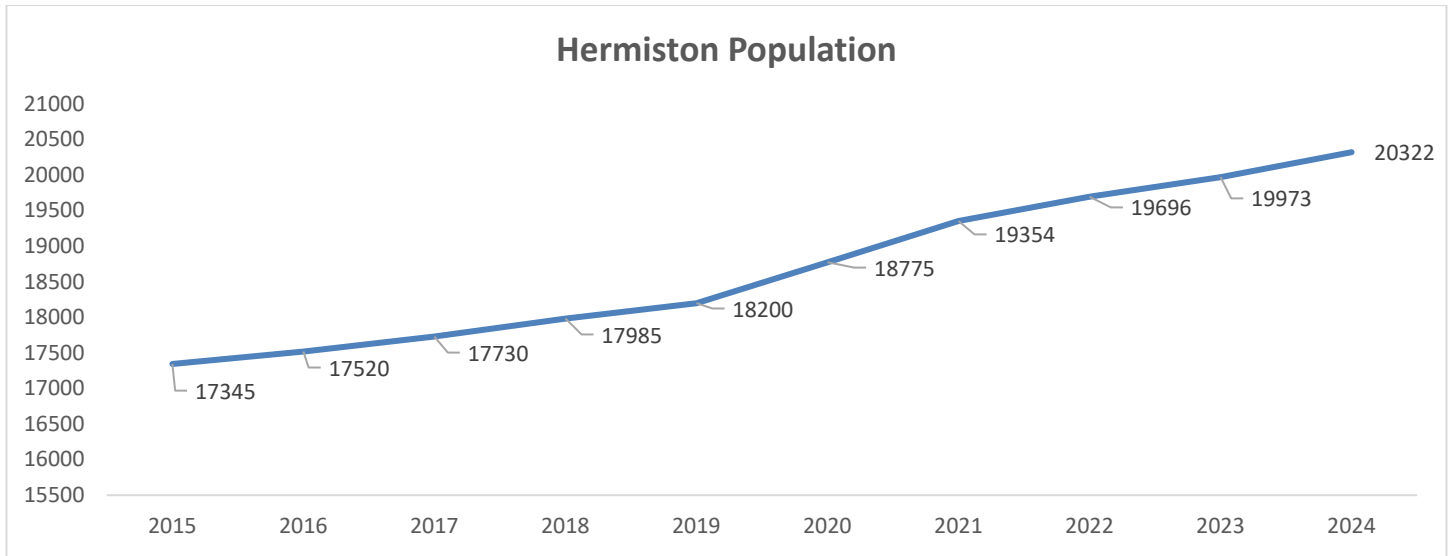
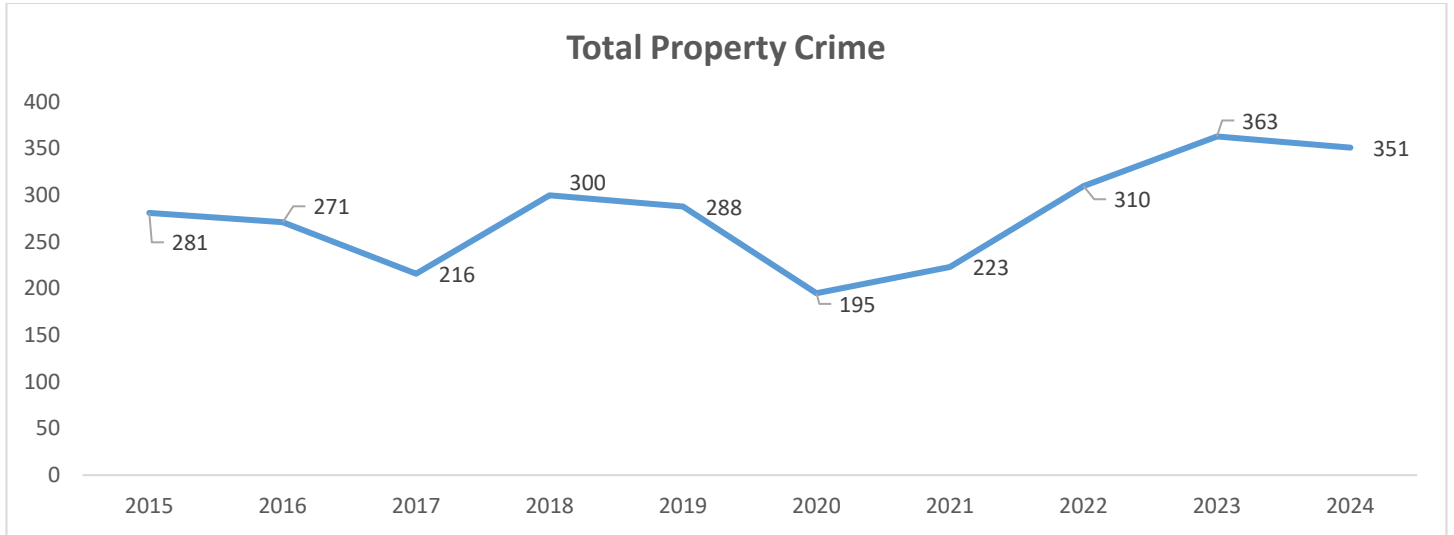
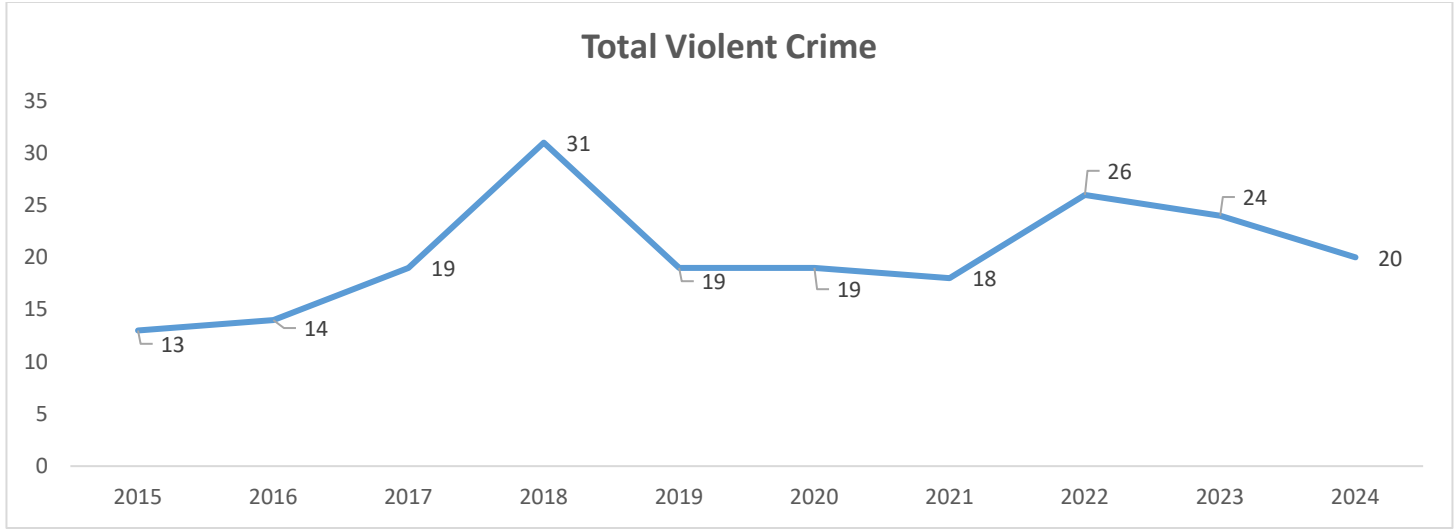


Arson



Total Crime





HERMISTON POLICE DEPARTMENT
ADMINISTRATIVE SERVICES –SECOND QUARTER 2024 REPORT
CAPTAIN SCOTT CLARK

ADMINISTRATIVE SERVICES – RECORDS – SECOND QUARTER 2024

- 440 RIMS CAD incidents. This includes phone calls made directly to our records personnel and lobby walk-ins.
 - 2023 2nd Quarter = 516
 - **(yearly total 910 incident entries)**
- 2028 requests for information.
 - Open Records Requests = 315
 - Other Agency Requests = 1494
 - Local Background Checks = 219
 - 2023 2nd Quarter = 940
 - **(yearly total 3563 requests)**
- 325 case reports electronically sent for prosecution.
 - Umatilla County District Attorney's Office = 157
 - Umatilla County Juvenile Department = 22
 - Hermiston City Prosecutor's Office = 146
 - 2023 2nd Quarter = 311
 - **(yearly total 668 reports sent for prosecution)**
- 157 case reports sent to various agency partners.
 - 2023 2nd Quarter = 145
 - **(yearly total 348 cases sent)**
- 69 non-criminal fingerprinting appointments
 - 2023 2nd Quarter = 66
 - **(yearly total 144 appointments)**
- 25 registered sex offenders.
 - 2023 2nd Quarter = 36
 - **(yearly total 52 registrations)**
- 160 subpoena notices for officers to appear in court.
 - 2023 2nd Quarter = 281
 - **(yearly total 296 subpoena entries)**
- 173 Hermiston Municipal Court warrants entered.
 - 2023 2nd Quarter = 149
 - **(yearly total 322 warrant entered)**
- 1162 citations entered.
 - 2023 2nd Quarter = 1168
 - **(yearly total 2060 entered citations)**

Service Coordinator's Report Second Quarter 2024

	1st Quarter	2nd Quarter	3rd Quarter	4th Quarter	Yearly Total
Call Outs					
FD	4	5			9
PD	0	1			1
Other	0	0			0
Ride Alongs					
FD	0	1			1
PD	0	0			0
Training					
Events	0	1			1
Hours	0	7			7
CAB Meetings					
	0	0			0
Counseling Sessions					
	5	4			9
It's Just Dinner					
Meetings	0	0			0
Mentor Couples	1	1			1
Chaplain Service Hours					
*SC Cummings	90	81			171
Johnson	31	11			42
Ramirez	23	13			36
Finn	46	30			76
Community Involvement Hours **					
*SC Cummings	0	0			0
Johnson	0	0			0
Ramirez	2	4			6
Finn	2	1			3
Miles Driven - Personal Vehicles					
*SC Cummings	0	0	0	0	0
Johnson	80	56			136
Ramirez	120	105			225
Finn	74	82			156
Total Miles (POV)					
	274	243	0	0	517
Total Events					
	9	12	0	0	21
Total Hours					
	194	130	0	0	324

* Services Coordinator

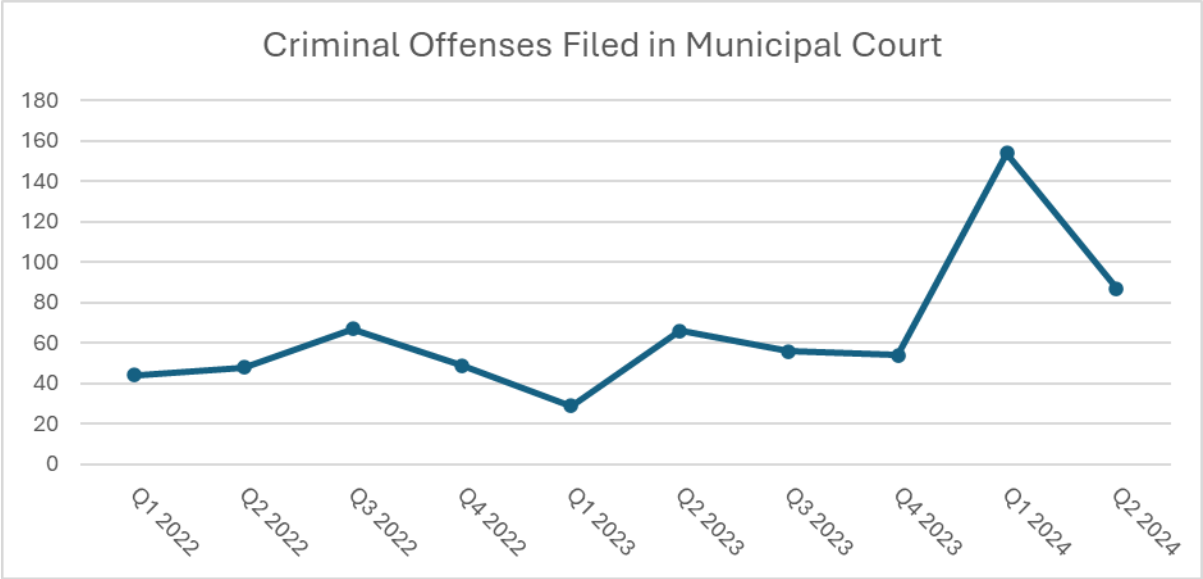
** Examples: Faith Based Advisory Committee, Hispanic Advisory Committee, Religious Services Volunteer - Two Rivers Correctional, Community Services Volunteer



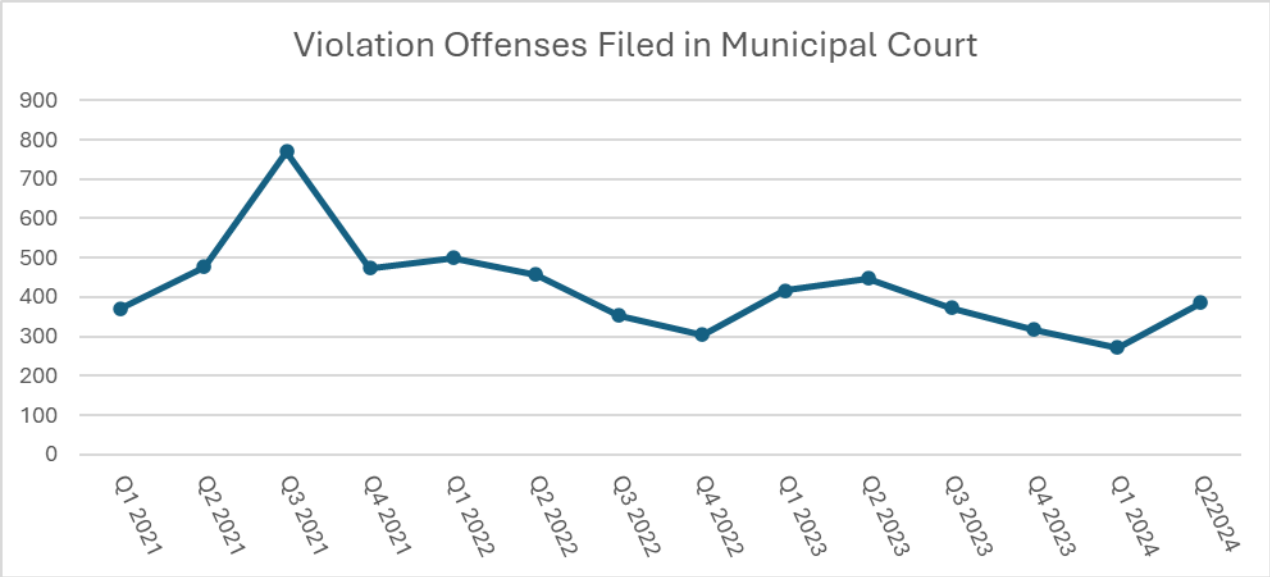
Hermiston Municipal Court

Quarterly Report

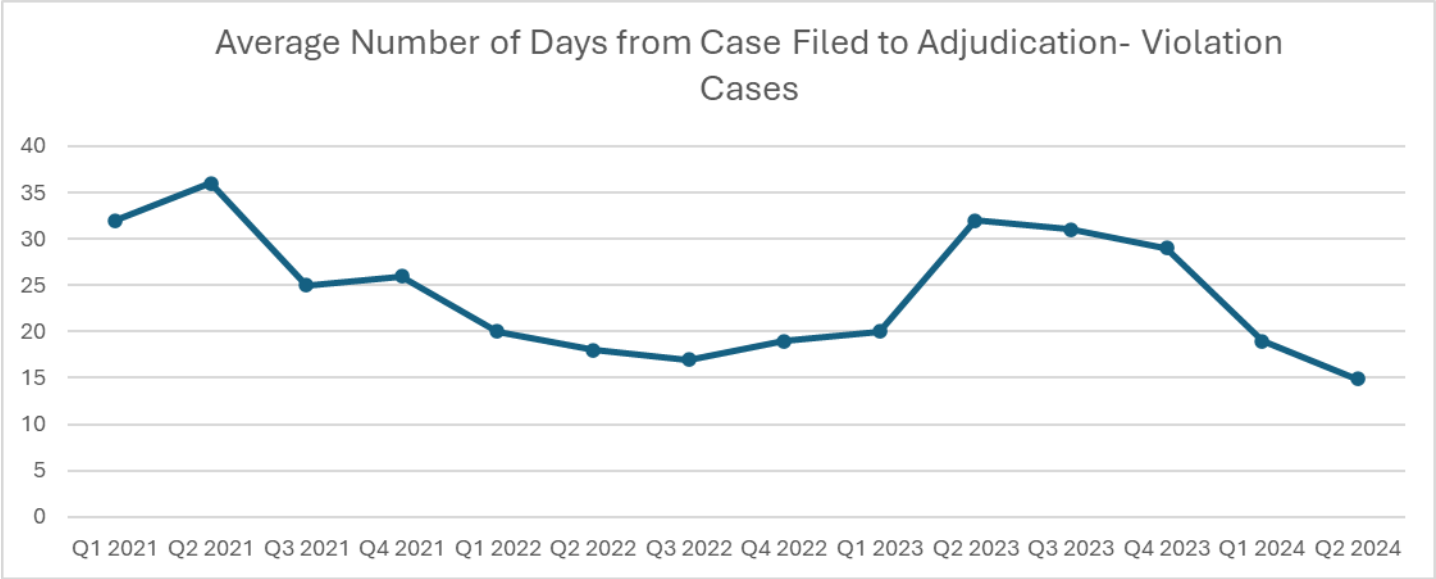
July 22nd, 2024



	Q1 2022	Q2 2022	Q3 2022	Q4 2022	Q1 2023	Q2 2023	Q3 2023	Q4 2023	Q1 2024	Q2 2024
Criminal Offenses	44	48	67	49	29	66	56	54	154	87



	Q1 2021	Q2 2021	Q3 2021	Q4 2021	Q1 2022	Q2 2022	Q3 2022	Q4 2022	Q1 2023	Q2 2023	Q3 2023	Q4 2023	Q1 2024	Q2 2024
Violation Offenses	371	477	770	474	500	458	353	304	417	447	372	318	272	386



Average Length of Time from Filing to Adjudication- Violation Cases	
2021	30 Days
2022	18 Days
2023	28 Days
2024 (Q1 & Q2)	17 Days