



Public Safety Committee Minutes

May 13, 2024

Councilor Primmer called the meeting to order at 6:00pm. Councilor Hardin and Linton were present, as well as Municipal Judge Cameron Bendixsen. Staff in attendance included: City Manager Byron Smith, Court Administrator Jillian Viles, Chief Edmiston, Captains Travis Eynon and Scott Clark, Lieutenant Robert Guerrero, Communications Manager Amanda Hartsteen, Patrol Sergeant Freddy Sotelo, Patrol Corporal William Golter and Jarrod Flatau, Patrol Officers Kieron Carlson, Kimberly Stanhope, Jerry Ramirez Jr, Jared Zumwalt, Edward Martinez, Nathaniel Jimenez, Deena Josue, Jovanny Bedolla-Chavez, Zachary Killgore, and City Recorder Lilly Alarcon-Strong.

Police Department

- **Introductions & 1st Quarter (2024) Activity Report**

Hermiston's Police Department (HPD) Chief Edmiston introduced members of HPD who were in the audience and reviewed the 1st Quarter Activity Report (attached), stating total crime for the first quarter remained relatively flat with a 2% drop as compared to last year. HPD is seeing a 40% increase in "total crime" as compared to the 10-year average, but as has been explained in the past, much of this is being driven by the large increases in petty thefts. Burglaries are down 47% but larceny is up 60% when looking at the 10-year window. Calls for service are up 15% which can be a good indication that the public still trusts HPD enough to call; however, those increases, coupled with the continued staffing shortages HPD has had for the past 3 years, officer-initiated activity is down 31% and traffic stops are down 23%. HPD is fully expecting to see changes as new officers are trained and working on their own.

- **Hiring and Promoting Personnel**

Chief Edmiston stated a question was recently asked about promoting certain people and wanted to share a document he found years ago at it is something he always look at before hiring or promoting someone. The document says (attached): Hire and promote first on the basis of integrity, second on motivation/dependability, third on capacity, fourth on understanding, fifth on knowledge, and last and least on experience.

Chief Edmiston stated as of May 13th, 2024, of the sworn officers within HPD, 19% are female while 81% are male. The national average of female police officers in the United States according to the Bureau of Justice Assistance is 12-13%. Also, 29% of the current officers are bilingual meaning HPD is able to communicate effectively with those we serve.

- **Past/Upcoming Events**

Building Renovations Updates

Chief Edmiston stated more information will be supplied at the next Public Safety Committee meeting about how the public may be adversely affected by the majority of police staff moving out of the current building for 12-16 months while the police station is renovated.



Public Safety Committee Minutes

May 13, 2024

Hermiston Municipal Court Updates

Court Administrator Jillian Viles and Judge Cameron Bendixsen reviewed the 1st Quart Municipal Court Report to include: crimes and violations filed in the Municipal Court, number of days these cases take to be adjudicated from when they are filed (attached).

Questions, Comments, Concerns

None given.

Councilor Primmer spoke regarding National Police Week and thanked all law enforcement personnel for the thankless careers they choose for the safety and betterment of the communities they serve.

Adjournment

There was no other business, and the meeting was adjourned at 6:12pm.



<u>Incident Type</u>	2015	2016	2017	2018	2019	2020	2021	2022	2023	Avg	Normal Range	2024	% Change Avg-'24	% Change '23-'24
Homicide	1	0	0	0	0	0	1	0	1	0	0-1	0	0%	-100%
Rape	1	0	1	2	2	1	1	3	0	1	0-2	3	200%	300%
Robbery	0	0	1	4	1	4	3	2	3	2	1-3	2	0%	-33%
Aggravated Assault	1	4	7	11	6	4	2	7	6	5	4-7	5	0%	-17%
Burglary	9	10	12	26	14	20	18	11	15	15	12-18	8	-47%	-47%
Larceny	100	116	70	94	104	86	69	137	153	103	72-134	165	60%	8%
Auto Theft	12	7	11	11	10	7	9	14	18	11	7-15	10	-9%	-44%
Arson	1	0	1	0	0	3	0	0	3	1	1-2	2	100%	-33%
TOTAL	125	137	103	148	137	125	103	174	199	139	105-173	195	40%	-2%
TOTAL VIOLENT	3	4	9	17	9	9	7	12	10	9	7-11	10	11%	0%
TOTAL PROPERTY	122	133	94	131	128	116	96	162	189	130	97-163	185	42%	-2%

POPULATION	17345	17520	17730	17985	18200	18775	19354	19696	19973
------------	-------	-------	-------	-------	-------	-------	-------	-------	-------

20322

Hermiston Police Department 2015-2024 Crime Stats

January through March 10-year Trends

Hermiston Police Department 2015-2024 Patrol Stats - January through March

<u>Incident Type</u>	2015	2016	2017	2018	2019	2020	2021	2022	2023	Avg	Normal Range	2024	% Change Avg-'24	% Change '23-'24
Total Incidents	6114	5832	4917	5820	5492	5421	5343	5356	5447	5527	5471-5583	5024	-9%	-8%
Calls for Service	2310	2340	2218	2607	2594	2605	2358	2685	2784	2500	2359-2641	3194	28%	15%
Officer Initiated Activity	3804	3492	2699	3213	2898	2816	2985	2671	2663	3027	2901-3153	1830	-40%	-31%
Traffic Stops	1865	1680	1119	1267	1480	1606	1166	1425	1145	1417	1236-1598	877	-38%	-23%
Case Investigations	788	776	678	818	774	639	551	699	841	729	628-831	768	5%	-9%
Total Arrests	370	407	310	326	326	237	201	258	310	305	259-351	306	1%	-1%
Misdemeanor Arrests	291	311	237	226	243	147	139	212	240	227	182-272	246	8%	3%
Felony Arrests	79	96	73	100	83	90	62	46	70	78	62-93	60	-23%	-14%
Total Citations	1706	1494	1370	1593	1804	1477	885	1266	1338	1437	1138-1736	898	-38%	-33%

POPULATION	17345	17520	17730	17985	18200	18775	19354	19696	19973
-------------------	-------	-------	-------	-------	-------	-------	-------	-------	-------

20322

Hiring and Promoting

Hire and promote:

1st on the basis of integrity

2nd motivation/dependability

3rd capacity

4th understanding

5th knowledge

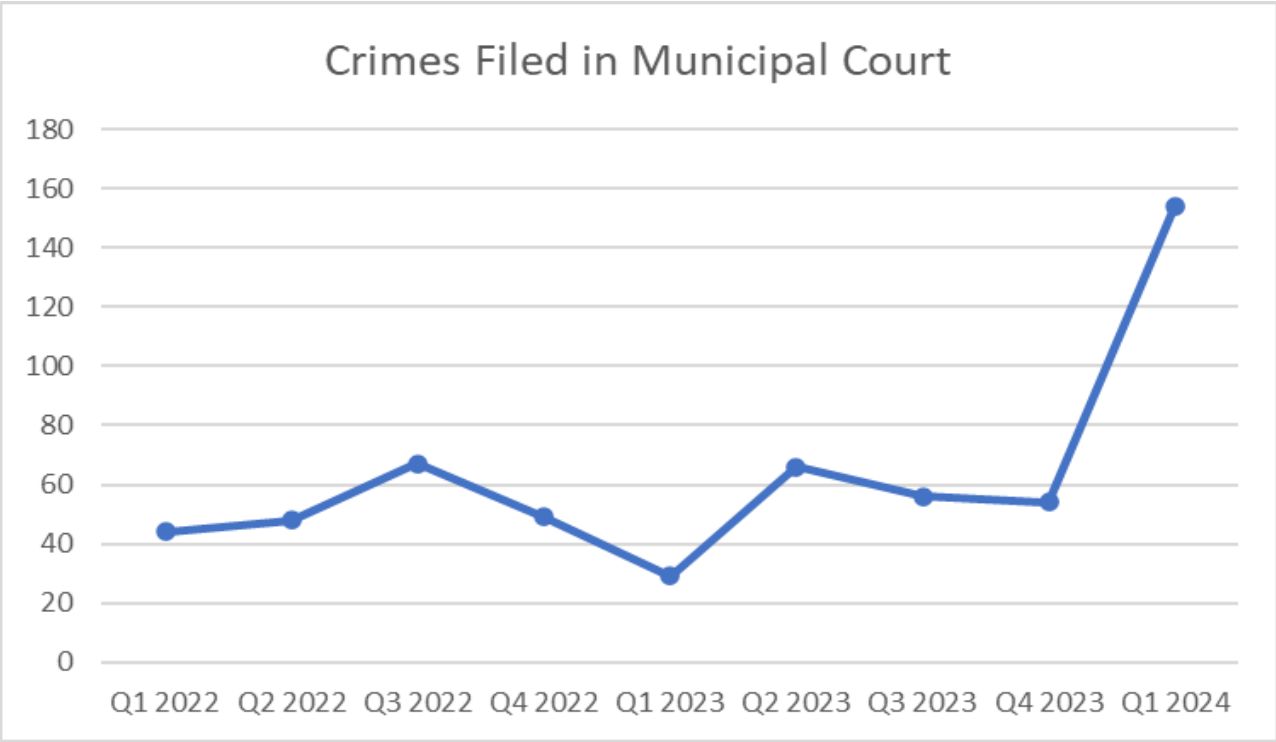
Last and least on experience



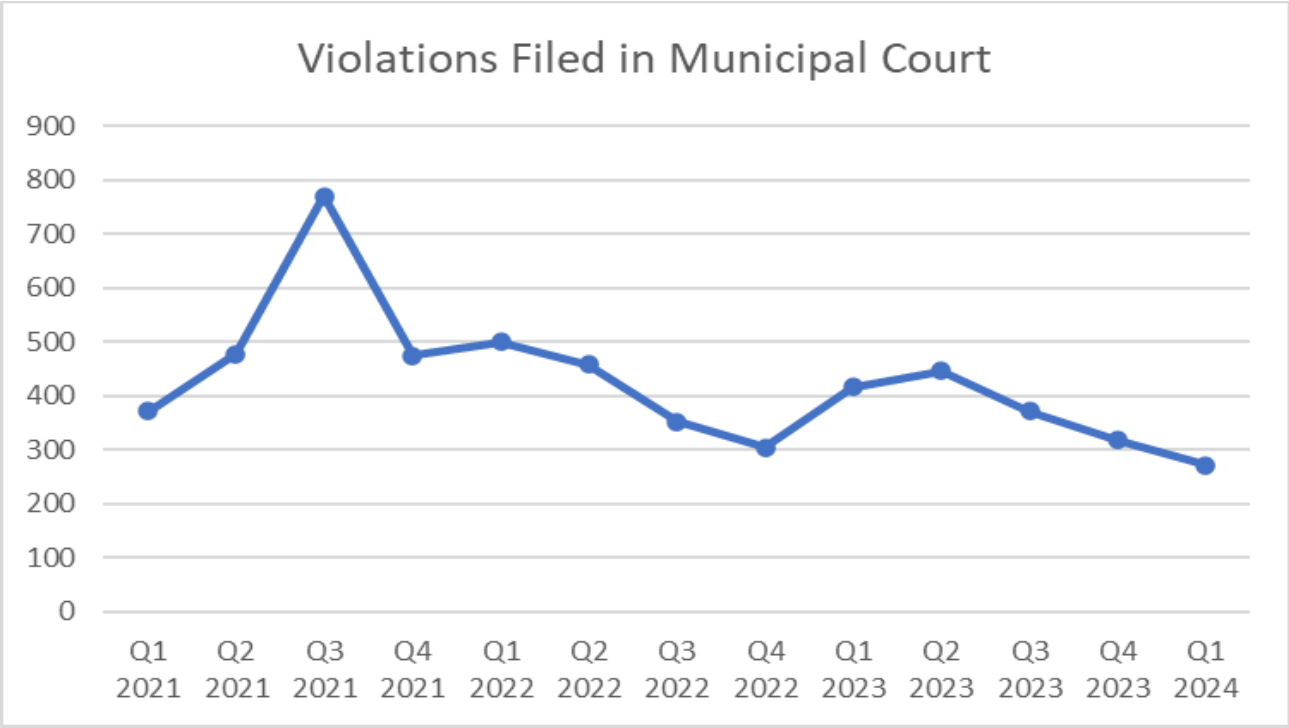
Hermiston Municipal Court

Quarterly Report

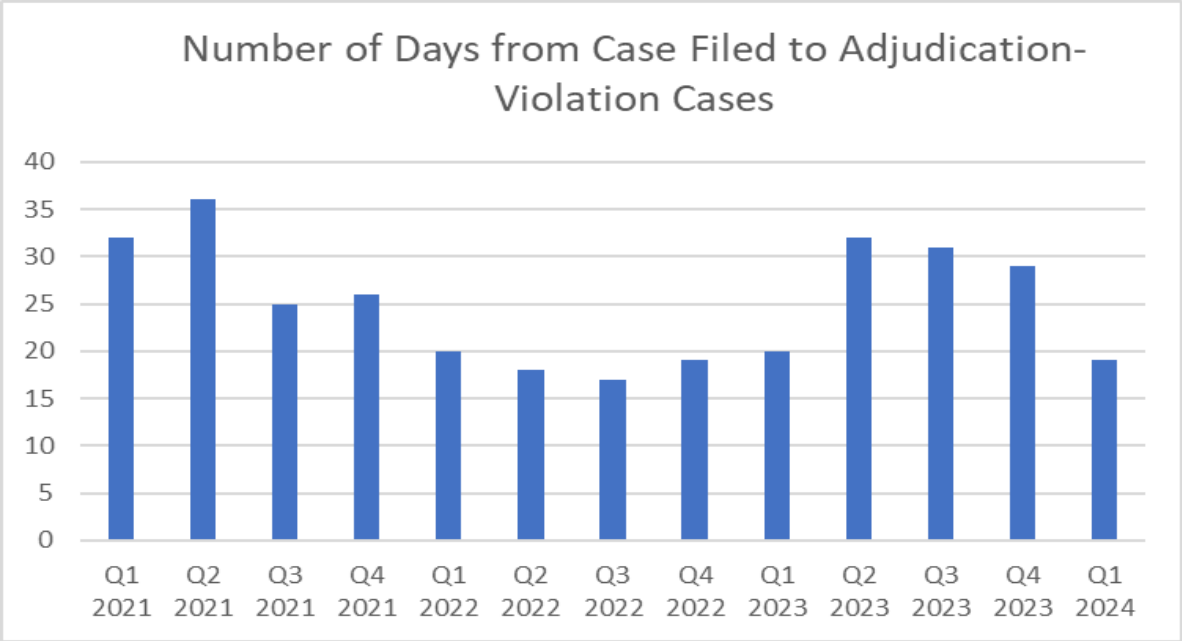
May 13th, 2024



	Q1 2022	Q2 2022	Q3 2022	Q4 2022	Q1 2023	Q2 2023	Q3 2023	Q4 2023	Q1 2024
Crimes Offenses	44	48	67	49	29	66	56	54	154



Violations	Q1 2021	Q2 2021	Q3 2021	Q4 2021	Q1 2022	Q2 2022	Q3 2022	Q4 2022	Q1 2023	Q2 2023	Q3 2023	Q4 2023	Q1 2024
Offenses	371	477	770	474	500	458	353	304	417	447	372	318	272



Length of Time from Filing to Adjudication- Violation Cases	
2021	30 Days
2022	18 Days
2023	28 Days
2024 (Q1)	19 Days