

PUBLIC SAFETY COMMITTEE MEETING

July 24, 2023

Councilor Primmer called the meeting to order at 6:16pm. Councilors Hardin and Linton were present, as well as Municipal Court Judge Cameron Bendixsen (arrived at 6:20pm). Staff in attendance included: Assistant City Manager Mark Morgan, Finance Director Mark Krawczyk, Court Administrator Jillian Viles, Chief Edmiston, Captain Travis Eynon Communications Manager Amanda Hartsteen, Records Specialist Liliana Gomez, Corporal Golter, Officer Shawnee Rodriguez (arrived at 6:19pm), and City Recorder Lilly Alarcon-Strong.

Police Department

- **Introductions and Personnel Updates**

Hermiston's Police Department (HPD) Chief Edmiston, introduced members of HPD who were in the audience, and gave personnel updates to include: the HPD along with many other PD's in the nation continue to struggle with many public safety officials making the decision to get out of law enforcement/public safety and pursue other ventures, as well as a decline in the number of people seeking this career. The HPD continues to recruit, however, recruitment and retention can be difficult as many area PD's are seeking similar staffing and many have pay and benefit packages that are greater than HPD making HPD less desirable.

- **2nd Quarter Activity Report**

Chief Edmiston reviewed the 2nd quarter activity report (attached) stating total crime is up 15% which mostly consists of increased property crimes and noted the Homicide rate increase of 100% is due to a shooting where the applicable charge was "Attempted Murder". Calls for service involving a transient(s) continues to hold steady at 24% of the demand of the HPD. Chief Edmiston stated he continues to believe crime increase is due to the continual decriminalization of certain crimes by the Oregon legislature and this will continue to adversely impact the livability of our citizens.

- **BIG 3 Synopsis**

Chief Edmiston stated this is the 9th year the HPD has presented these three things in policing that substantially increase liability to the city, ie: Personnel Complaints, Uses of Force, and Pursuits. By policy, all complaints about personnel, uses of force by personnel, and pursuits where personnel are involved, are thoroughly reviewed to ensure HPD is within policy and utilizing best practices.

- HPD has had 3 personnel complaints consisting of 10 allegations; of those 10 allegations, 30% were not sustained and 70% were exonerated. Chief Edmiston stated it is his belief wearing body cameras has led to less complaints.
- HPD was involved in 13 pursuits during the last fiscal year with the average duration at 3.85 minutes.
- HPD had 18 uses of force during the fiscal year and when comparing that number to the total of 1,251 arrests made during the same period, the percentage of force used was 1.4% of the time. Anything outside of compliant handcuffing, where other measures need to be taken, is reviewed during this process.

PUBLIC SAFETY COMMITTEE MEETING

July 24, 2023

- HPD also tracks pointing a firearm at a person and considers that a “show” of force. In the last fiscal year HPD pointed a firearm at 19 different people during 9 separate incidents.

Additionally, it is important to note that the HPD’s training budget has increased 92% since City Manager Smith was hired in 2014, going from \$26,000 annually to \$50,000; continued training is vital in law enforcement and public safety positions.

- **Past/Upcoming Events**

National Night Out – Tuesday, August 1st. As in years past, there will be an Ice Cream Party for the neighborhood/person who finds the hidden medallion.

Municipal Court Update

- **2nd Quarter Report**

Court Administrator Jillian Viles reviewed information (attached) regarding: crimes and violations filed in Municipal Court, including the most frequent crimes, city ordinance violations, and traffic offenses committed; annual comparison of the number of days case filed to adjudication for criminal and violation cases and how this has changed based on the previous and present Municipal Court Judge processes; average amount paid per case, and more.

Questions, Comments, Concerns

Chief Edmiston answered questions from the Council regarding larceny, use of force, repeat offenders, HPD’s employee compensation package compared to other areas PD’s.

Adjournment

There was no other business and the meeting was adjourned at 6:42pm.

Hermiston Police Department

2nd Quarter Activity Report



Hermiston Police Department 2014-2023 Patrol Stats - January through June

Incident Type	2014	2015	2016	2017	2018	2019	2020	2021	2022	Avg	Normal Range	2023	% Change Avg-'23	% Change '22-'23
Total Incidents	11719	11565	11521	10412	11326	11067	10686	10704	10864	11096	10855-11337	11332	2%	4%
Calls for Service	6985	4998	5063	5124	5620	5809	5076	5400	5728	5534	5270-5798	6273	13%	10%
Officer Initiated Activity	4734	6567	6458	5288	5706	5258	5610	5304	5136	5562	5345-5780	5059	-9%	-1%
Traffic Stops	2148	3260	3363	2211	2249	2484	2825	2126	2553	2580	2336-2824	2299	-11%	-10%
Case Investigations	1372	1671	1579	1496	1648	1678	1118	1235	1438	1471	1250-1692	1655	13%	15%
Total Arrests	630	722	728	622	608	674	385	389	531	588	472-703	665	13%	25%
Misdemeanor Arrests	434	557	561	437	437	495	249	284	405	429	336-522	507	18%	25%
Felony Arrests	196	165	167	185	171	179	136	105	126	159	131-187	158	0%	25%
Total Citations	2807	3384	3315	2738	2909	3158	2589	1776	2335	2779	2300-3258	2506	-10%	7%
POPULATION	17240	17345	17520	17730	17985	18200	18775	19354	19696			19973		

Incident Type	2014	2015	2016	2017	2018	2019	2020	2021	2022	Avg	Normal Range	2023	% Change Avg-'23	% Change '22-'23
Homicide	0	1	0	1	1	0	2	2	0	1	0-2	1	0%	100%
Rape	1	3	1	1	5	3	4	5	3	3	0-2	2	-33%	-33%
Robbery	7	2	0	1	5	4	5	4	4	4	3-4	3	-25%	-25%
Aggravated Assault	4	7	13	16	20	12	8	7	19	12	6-17	18	50%	-5%
Burglary	42	29	24	25	51	39	26	36	22	33	22-43	22	-33%	0%
Larceny	204	224	230	167	228	226	148	171	263	207	165-249	313	51%	19%
Auto Theft	10	27	17	23	21	22	17	14	25	20	16-23	25	25%	0%
Arson	2	1	0	1	0	1	4	2	0	1	0-3	3	200%	300%
TOTAL	270	294	285	235	331	307	214	241	336	279	230-329	387	39%	15%
TOTAL VIOLENT	12	13	14	19	31	19	19	18	26	19	14-24	24	26%	-8%
TOTAL PROPERTY	258	281	271	216	300	288	195	223	310	260	215-306	363	40%	17%
POPULATION	17240	17345	17520	17730	17985	18200	18775	19354	19696			19973		

Hermiston Police Department 2014-2023 Crime Stats
January through June 10-year Trends

Personnel Complaints

Fiscal Year	Number of Complaints
2022-2023	3
2021-2022	2
2020-2021	2
2019-2020	2
2018-2019	3
2017-2018	4
2016-2017	2
2015-2016	6
2014-2015	6
2013-2014	5
2012-2013	6
2011-2012	6

Pursuits

Fiscal Year	# of Pursuits	Avg. duration in minutes
2022-2023	13	3.85
2021-2022	11	9.92
2020-2021	9	2.4
2019-2020	7	4.8
2018-2019	8	1.9
2017-2018	14	4.9
2016-2017	9	2.5
2015-2016	12	3.8
2014-2015	4	4.3
2013-2014	9	7.1
2012-2013	8	7.6
2011-2012	9	4
Average per year	9.4	4.75

Use of Force

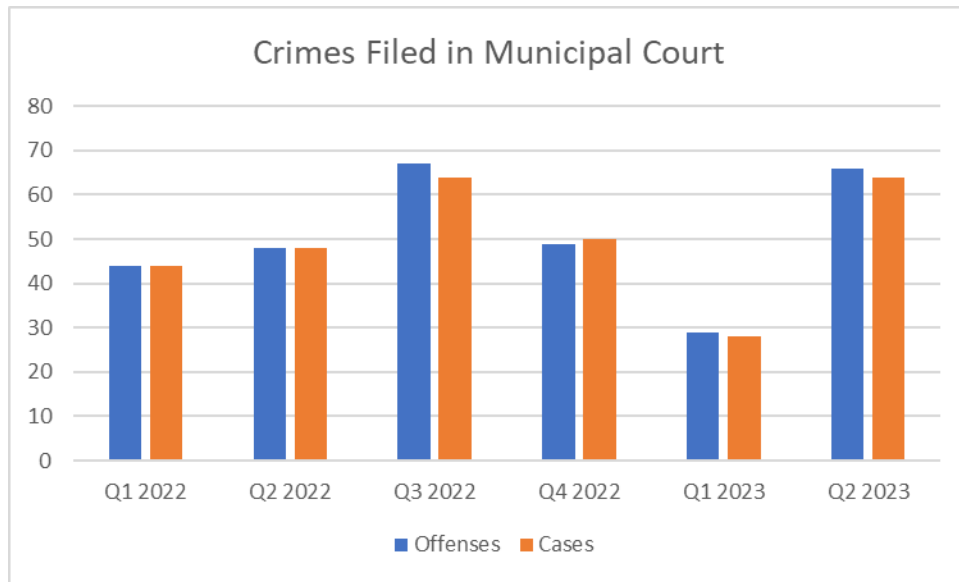
Fiscal Year	# of Arrests	# of Uses of Force	% of Use of Force
2022-2023	1,251	18	1.4%
2021-2022	1,005	19	1.9%
2020-2021	808	23	2.8%
2019-2020	1,230	23	1.9%
2018-2019	1,546	20	1.3%
2017-2018	1,595	18	1.1%
2016-2017	1,495	11	< 1% (.73%)
2015-2016	1,687	14	<1% (.83%)
2014-2015	1,796	7	< 1% (.39%)
2013-2014	1,687	10	< 1% (.59%)
2012-2013	1,737	10	< 1% (.58%)
2011-2012	1,765	15	< 1% (.85%)
Average per year	1,467	15.75	1.2%



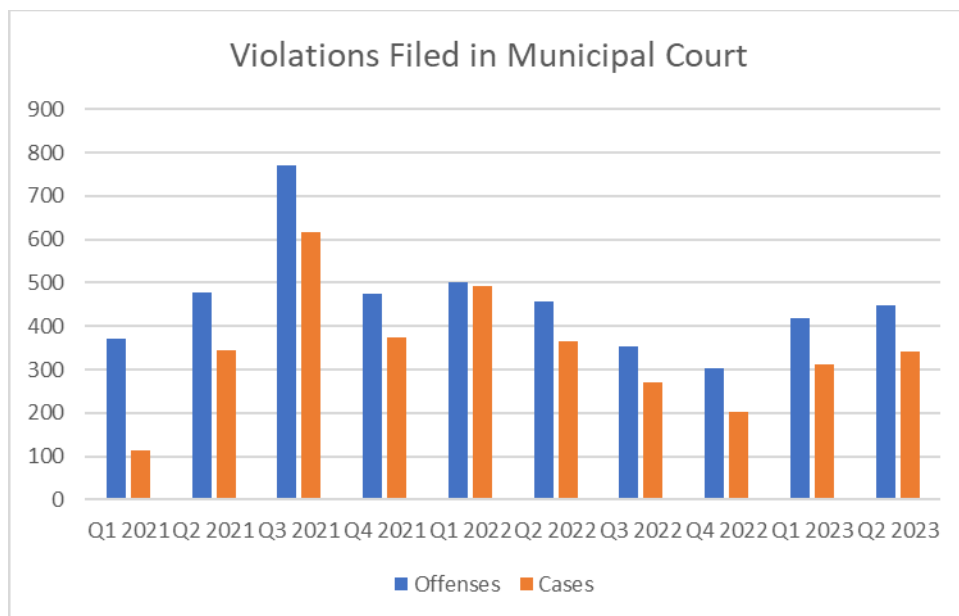
Hermiston Municipal Court

2nd Quarter Report

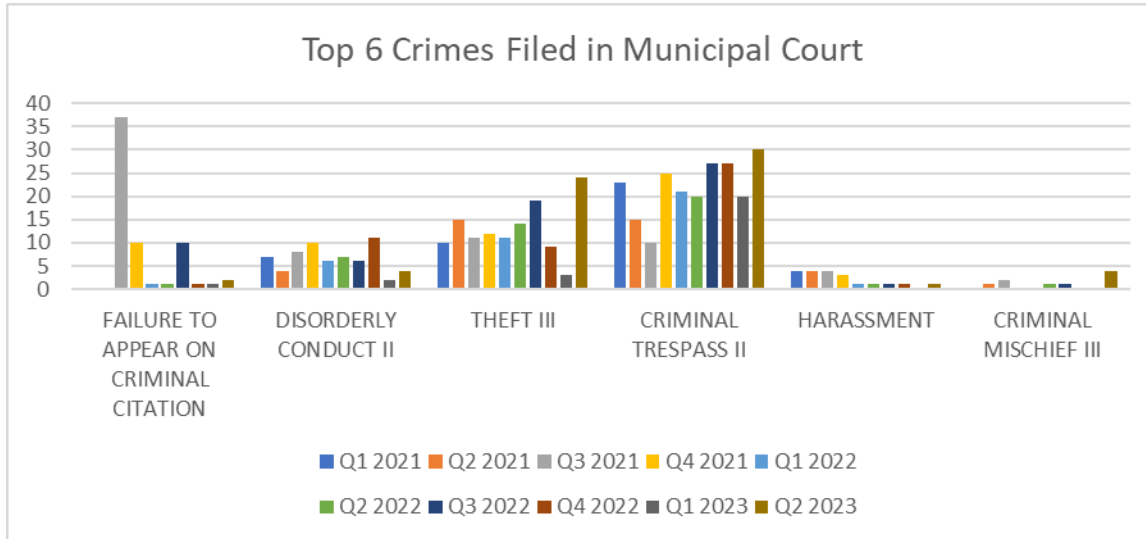
July 24, 2023



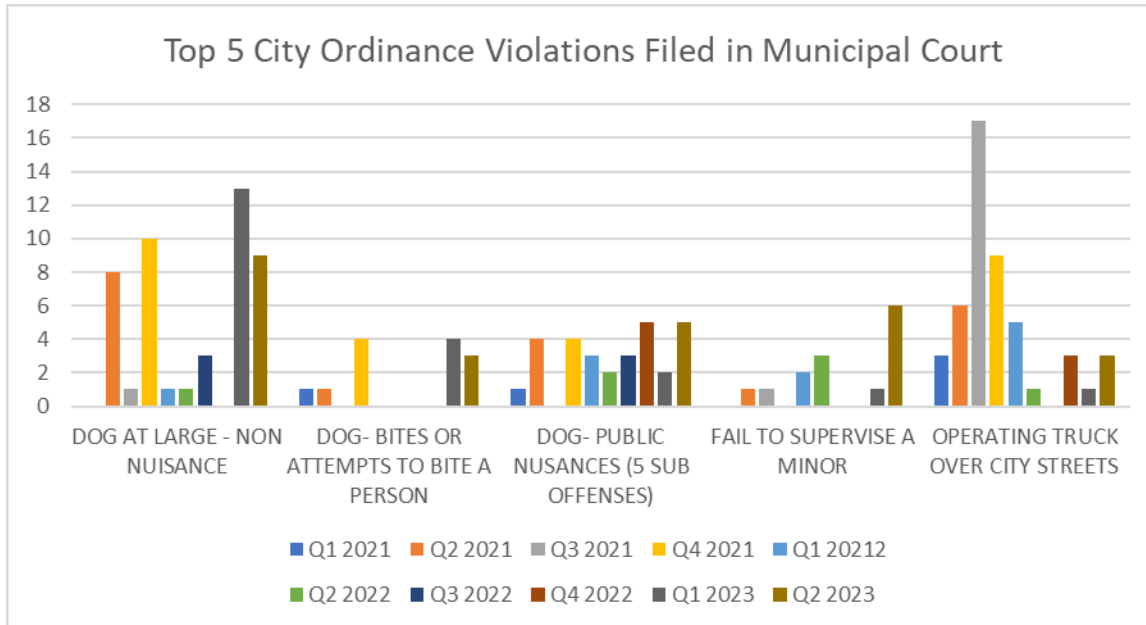
Crimes	Q1 2022	Q2 2022	Q3 2022	Q4 2022	Q1 2023	Q2 2023
Cases	41	43	65	50	28	64
Offenses	45	48	67	49	29	66



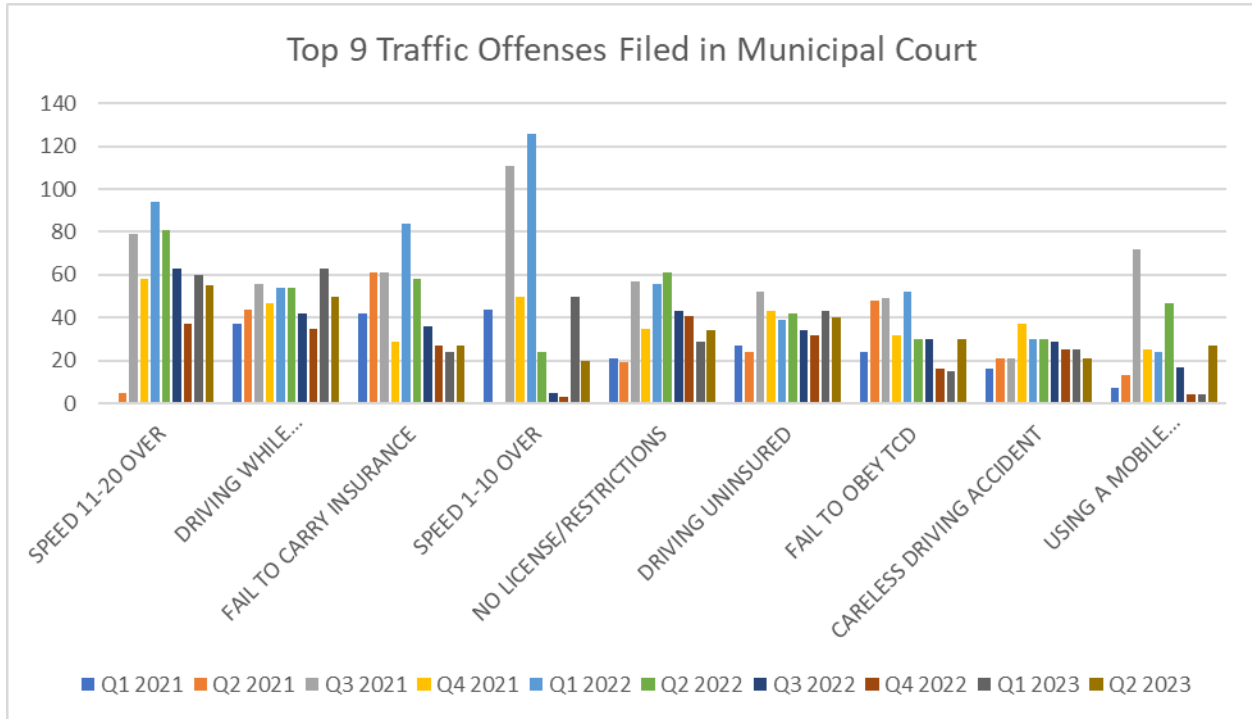
Violations	Q1 2021	Q2 2021	Q3 2021	Q4 2021	Q1 2022	Q2 2022	Q3 2022	Q4 2022	Q1 2023	Q2 2023
Cases	112	343	617	373	491	364	270	201	312	341
Offenses	371	477	770	474	500	458	353	304	417	447



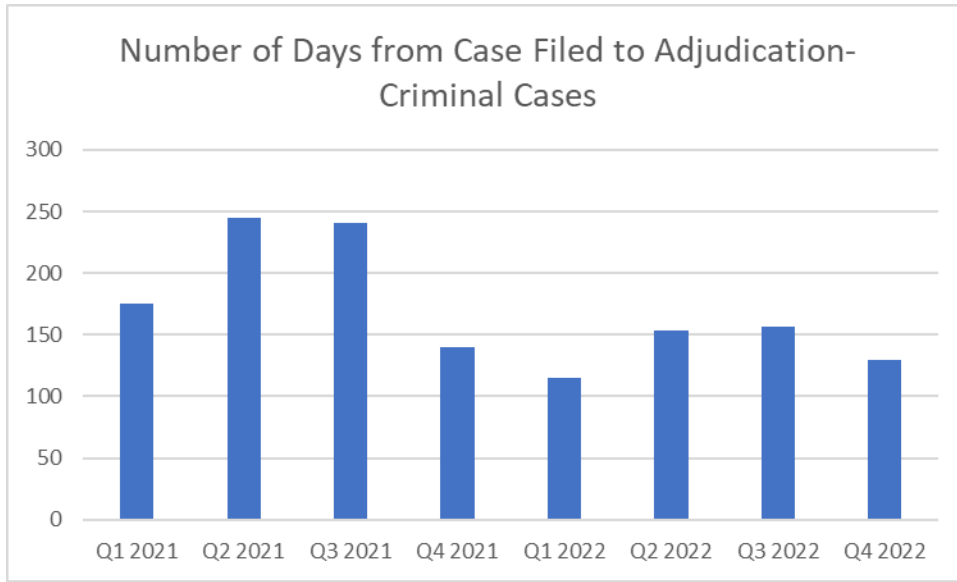
Crimes	Q1 2021	Q2 2021	Q3 2021	Q4 2021	Q1 2022	Q2 2022	Q3 2022	Q4 2022	Q1 2023	Q2 2023
FAILURE TO APPEAR ON CRIMINAL CITATION			37	10	1	1	10	1	1	2
DISORDERLY CONDUCT II	7	4	8	10	6	7	6	11	2	4
THEFT III	10	15	11	12	11	14	19	9	3	24
CRIMINAL TRESPASS II	23	15	10	25	21	20	27	27	20	30
HARASSMENT	4	4	4	3	1	1	1	1		1
CRIMINAL MISCHIEF III		1	2			1	1			4



Ordinance Violations	Q1 2021	Q2 2021	Q3 2021	Q4 2021	Q1 20212	Q2 2022	Q3 2022	Q4 2022	Q1 2023	Q2 2023
DOG AT LARGE - NON NUISANCE		8	1	10	1	1	3		13	9
DOG- BITES OR ATTEMPTS TO BITE A PERSON	1	1		4					4	3
DOG- PUBLIC NUSANCES (5 SUB OFFENSES)	1	4		4	3	2	3	5	2	5
FAIL TO SUPERVISE A MINOR		1	1		2	3			1	6
OPERATING TRUCK OVER CITY STREETS	3	6	17	9	5	1		3	1	3

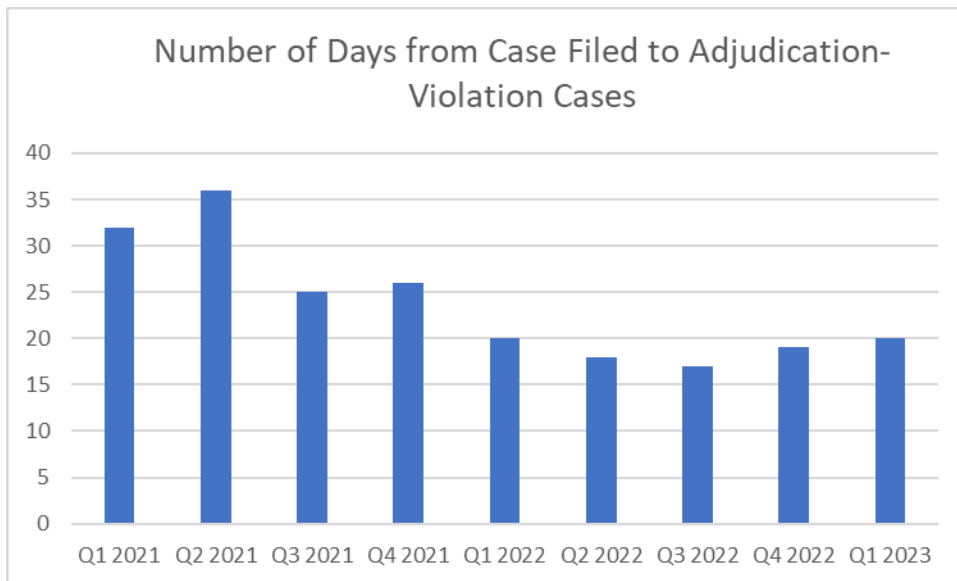


Violations	Q1 2021	Q2 2021	Q3 2021	Q4 2021	Q1 2022	Q2 2022	Q3 2022	Q4 2022	Q1 2023	Q2 2023
SPEED 11-20 OVER		5	79	58	94	81	63	37	60	55
DRIVING WHILE SUSPENDED/REVOKED	37	44	56	47	54	54	42	35	63	50
FAIL TO CARRY INSURANCE	42	61	61	29	84	58	36	27	24	27
SPEED 1-10 OVER	44		111	50	126	24	5	3	50	20
NO LICENSE/ RESTRICTIONS	21	19	57	35	56	61	43	41	29	34
DRIVING UNINSURED	27	24	52	43	39	42	34	32	43	40
FAIL TO OBEY TCD	24	48	49	32	52	30	30	16	15	30
CARELESS DRIVING ACCIDENT	16	21	21	37	30	30	29	25	25	21
USING A MOBILE COMMUNICATION DEVICE	7	13	72	25	24	47	17	4	4	27



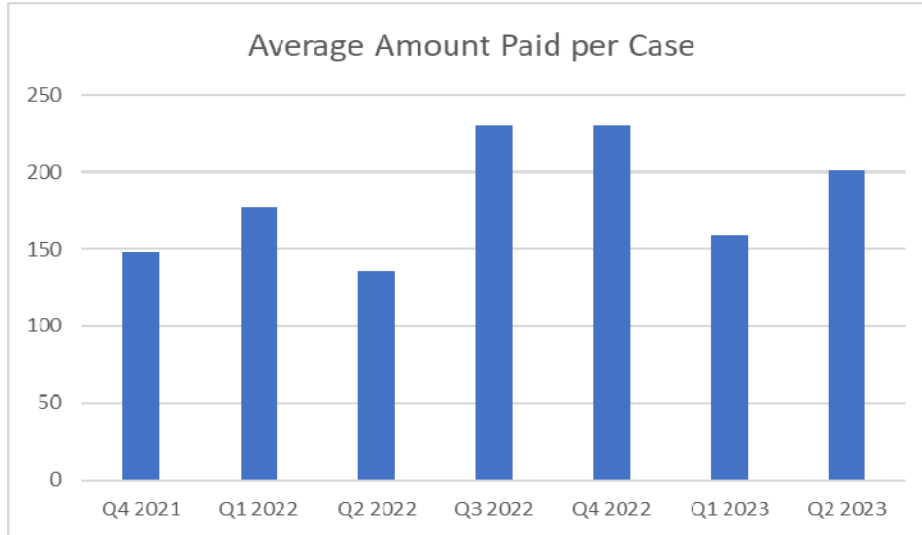
Length of Time from Filing to Adjudication- Criminal Cases

2021	200 Days
2022	138 Days



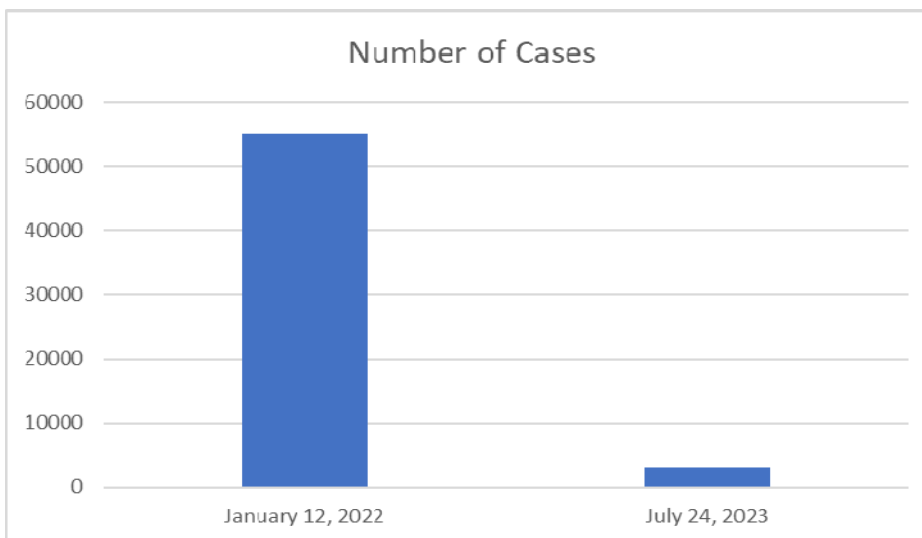
Length of Time from Filing to Adjudication- Violation Cases

2021	30 Days
2022	18 Days
2023	20 Days



Average Amount Paid per Case

Quarter	Amount
Q4 2021	\$148.00
Q1 2022	\$177.00
Q2 2022	\$135.00
Q3 2022	\$230.00
Q4 2022	\$230.00
Q1 2023	\$159.00
Q2 2023	\$201.00



Open Violations

January 12, 2022	55,035
July 24, 2023	3,060