



Homer City Hall
491 E. Pioneer Avenue
Homer, Alaska 99603
www.cityofhomer-ak.gov

City of Homer Agenda

Port & Harbor Advisory Commission Regular Meeting

Wednesday, January 26, 2022 at 5:00 PM

Cowles Council Chambers In-Person & via Zoom Webinar

Webinar ID: 954 2610 1220 Password: 556404

Dial: 346-248-7799 or 669-900-6833; (Toll Free) 888-788-0099 or 877-853-5247

CALL TO ORDER, 5:00 P.M.

AGENDA APPROVAL

PUBLIC COMMENTS ON MATTERS ALREADY ON THE AGENDA (3 minute time limit)

RECONSIDERATION

APPROVAL OF MINUTES

A. December 8, 2021 Regular Meeting Minutes **Page 3**

VISITORS / PRESENTATIONS

STAFF & COUNCIL REPORT / COMMITTEE REPORTS

A. Port & Harbor Staff Report for January 2022 **Page 7**

B. Homer Marine Trades Association Report **Page 9**

PUBLIC HEARING

PENDING BUSINESS

NEW BUSINESS

A. Review of PHC Goals & Tasks **Page 11**
i. PHC 2021-2022 Strategic Plan **Page 12**

INFORMATIONAL MATERIALS

A. Port & Harbor Monthly Stats for November, December & EOY 2021 **Page 14**

B. Water/Sewer Bills Report for November & December 2021 **Page 17**

C. EOY 2021 Load & Launch Stats **Page 19**

D. EOY 2021 Parking Stats	Page 21
E. EOY 2021 Ice & Crane Report	Page 23
F. Dock Activity Report	Page 24
G. PHC 2022 Meeting Calendar	Page 31

COMMENTS OF THE AUDIENCE (3 minute time limit)

COMMENTS OF THE CITY STAFF

COMMENTS OF THE COMMISSION

ADJOURNMENT

Next Regular Meeting is **WEDNESDAY, FEBRUARY 23, 2022 at 5:00 P.M.** All meetings scheduled to be held in the City Hall Cowles Council Chambers located at 491 E. Pioneer Avenue, Homer, Alaska and via Zoom Webinar.

Session 21-11, a Regular Meeting of the Port and Harbor Advisory Commission was called to order by Chair Steve Zimmerman at 5:02 p.m. on December 8, 2021 in the City Hall Conference Room, located at 491 E Pioneer Avenue, Homer, Alaska and via Zoom Webinar.

PRESENT: COMMISSIONERS ZIMMERMAN, ZEISET, ULMER, MATTHEWS, SIEKANIEC, ERICKSON

ABSENT: COMMISSIONER PITZMAN AND STUDENT REPRESENTATIVE STONOROV (all excused)

STAFF: PORT DIRECTOR/HARBORMASTER HAWKINS
DEPUTY CITY CLERK TUSSEY

AGENDA APPROVAL

Chair Zimmerman asked for a motion to approve the agenda.

ULMER/ERICKSON MOVED TO APPROVE THE AGENDA.

There was no discussion.

VOTE: NON-OBJECTION: UNANIMOUS CONSENT.

Motion carried.

PUBLIC COMMENTS UPON MATTERS ALREADY ON THE AGENDA

RECONSIDERATION

APPROVAL OF MINUTES

A. October 27, 2021 Regular Meeting Minutes

Chair Zimmerman asked for a motion to approve the minutes.

ULMER/SIEKANIEC MOVED TO APPROVE THE OCTOBER 27TH MEETING MINUTES.

There was no discussion.

VOTE: NON-OBJECTION: UNANIMOUS CONSENT.

Motion carried.

VISITORS/PRESENTATIONS

STAFF & COUNCIL REPORT/COMMITTEE REPORTS

A. Port & Harbor Staff Report for November & December 2021

Chair Zimmerman noted that Port Director Hawkins was not yet in attendance and would be able to speak to his report later under Comments of City Staff.

B. Homer Marine Trades Association Report

Commissioner Zeiset reported that the HMTA will be meeting tonight at 6:00 p.m. A group of the association members went to the Pacific Marine Expo in Seattle and reported that it went well. There are still some week-long marine electrical classes coming up; you can sign up on the Kachemak Bay Campus' website.

C. Wayfinding & Streetscape Project Update from Deputy City Planner & Special Projects Coordinator

Deputy City Planner and Special Projects Coordinator Julie Engebretsen spoke to her written staff report. There will be an unveiling of the Wayfinding and Streetscape draft plan at the Economic Development Advisory Commission's December 14th regular meeting. She provided a timeline of when the plan is expected to be approved by the EDC and City Council, and encouraged commissioners to voice any comments or concerns regarding the plan with her within that timeframe.

PUBLIC HEARING

PENDING BUSINESS

NEW BUSINESS

- A. 2022 Draft Land Allocation Plan
- i. HCC 18.08.020
 - ii. 2022 Draft Land Allocation Plan
 - iii. Map, City lands on the Homer Spit

Chair Zimmerman introduced the item by reading the title and opened the floor for discussion by deferring to Deputy City Planner Engebretsen.

Ms. Engebretsen provided a background of the Land Allocation Plan and explained what staff's recommendations and requests for action are. Discussion ensued in response to Ms. Engebretsen's question on if the commission had any recommended changes to lands available for long term lease, primarily on the Spit. Topics covered in the discussion included:

- Use of Lots 9A and 10A
- Corner lot near the Fish Hook and Ramp 5 restroom
- Whether a special area should be dedicated for food trucks

The commission did not have any lease recommendations.

Ms. Engebretsen requested the commission consider changing the designation for Lot 20 which is currently reserved for a future travel lift per Resolution 12-032. In response to questions from the commission, Port Director Hawkins spoke to future plans for a haul-out facility and how things have changed since the lot was initially designated for that use. He shared his recommendation to update the description.

ULMER/ERICKSON MOVED TO REMOVE THE REFERENCE TO THE TRAVEL LIFT IN THE LOT 20 DESCRIPTION AND DESIGNATING THE LOT FOR PORT PURPOSES.

There was no discussion.

VOTE: NON-OBJECTION: UNANIMOUS CONSENT.

Motion carried.

Commissioner Ulmer inquired if any other action by the commission was needed regarding the Land Allocation Plan (LAP). Deputy City Clerk Tussey clarified what Ms. Engebretsen's recommendation was in her memo.

INFORMATIONAL MATERIALS

- A. Clean Harbors Program Flyer
- B. City of Homer 3rd Quarter Taxable Sales
- C. Port & Harbor Monthly Statistical Report for October 2021
- D. Water/Sewer Bills Report for October 2021
- E. Dock Activity Report
- F. PHC 2022 Meeting Calendar

There was discussion on the 3rd quarter taxable sales and how that correlated with the busy seasons. Commissioner Matthews agreed to give the PHC's February report to Council at the February 28th meeting. Commissioner Ulmer agreed to do a written report for the upcoming December 13th meeting. The commission agreed to divvy up the remaining months at their January meeting.

COMMENTS OF THE AUDIENCE

COMMENTS OF THE CITY STAFF

Port Director Hawkins facilitated questions on his written staff report, speaking to the following topics:

- Virtual tour of the harbor and meeting with the USCG admiral
- How the Marine Trades Expo went; he and Chair Zimmerman were in attendance to help run the booth
- Status of the barge haul-out that is currently going on; Mr. Hawkins screen-shared to show the harbor cameras for a live view of the haul-out taking place

Deputy City Clerk Tussey noted that she will be mailing out reappointment notices for Commissioners Zimmerman and Zeiset at the end of the month since their term expires February 1st.

COMMENTS OF THE COMMISSION

Commissioner Zeiset commented it was a good meeting and wished everyone a merry Christmas.

Commissioners Matthews, Siekaniec, and Ulmer wished everyone a Happy Holidays and had no further comments.

Commissioner Erickson commented a good night to everyone.

Chair Zimmerman thanked everyone for a good meeting, a happy holidays, and that he will see them next year.

ADJOURNMENT

There being no further business to come before the Commission, Chair Zimmerman adjourned the meeting at 5:59 p.m. The next regular meeting is scheduled for Wednesday, January 26, 2022 at 5:00 p.m. and is scheduled to be held in the City Hall Cowles Council Chambers located at 491 E. Pioneer Avenue, Homer, Alaska and via Zoom Webinar.

RACHEL TUSSEY, CMC, DEPUTY CITY CLERK II

Approved:_____



JANUARY 2022 PORT & HARBOR STAFF REPORT

1. Administration

Staff met with:

- City Manager and other Dept. Head staff – leadership team/dept. head meeting
- Julie Engebretsen, Planning, Jan Keiser, Public Works Director and City Manager – Spit land leases and land sales and purchasing polices.
- Dept. of Homeland Security Stakeholders (video conference) – Cyber security and infrastructure security meeting
- Senator Stevens, Alaska State legislator (video conference) – Work session and City of Homer/Port and Harbor project updates
- Members of the Borough Assembly and general Public – Port Expansion project presentation
- National Weather Service staff and Rob Dumouchel, City Manager (video conference) – Tsunami Ready program and local tsunami preparedness planning
- Kenneth Simpson, AKDOT and Aaron Glidden, Port Maintenance Supervisor (video conference) – Storm damage to the Pioneer dock caused by the State ferry and repairs
- Rob Dumouchel, City Manager (video conference) – Airport lease and vending machines discussion
- Elizabeth Walton, Finance director and Amy Woodruff, Admin Supervisor – Finance meeting; discussion on project numbers, budget, and future planning
- Mayor Castner, City Manager, and JDO Law – Meeting to discuss Cook Inlet fish boundary
- Alaska Association of Harbormasters and Port Administrators (teleconference) – Regular board meeting

2. Operations

The months of December and January brought about extreme winter weather mixed with brief periods of warming. Heavy ice congestion affected access to the small boat harbor and ocean piers. During the first week of January the ice was so thick the channel entrance was only navigable by commercial class, steel-hulled vessels. The deep freeze was followed by rapid warming, further compounded by heavy snow and rain, producing conditions known to sink boats in harbors. A public service announcement was issued on January 12th requesting boat owners to remove excessive snow loads from the vessels.

Operations staff focused efforts on flooding detection and prevention. During this time, six vessels required the implementation of emergency dewatering pumps to mitigate flooding. Several vessels were removed from the harbor due to their compromised condition.

Pioneer & Deep Water Dock Landings: Tustumena, Kennicott, Bob France, Perseverance, Endeavor, Pacific Wolf & DBL59.

The following notable events occurred:

- 12/20, Harbor officers responded to a 30' recreational vessel flooding at its moorings. Emergency dewatering pumps were implemented and the vessel was towed to the L&L ramp for removal.

- 12/30, Operations staff responded to a hydraulic fluid spill on a fish dock crane. The crane was secured by fish dock staff. Spilled hydraulic fluid was cleaned using absorbent material.
- 1/1, EMS call. Vehicle accident at Mariner Park, No assistance needed due to HPD & Paramedics on scene.
- 1/6, M/V Endeavor attempted to dock at the D/W/D outer face and ice prohibited vessel from securing abreast of the fenders.
- 1/9, A snow storm produced massive drifting throughout float systems waist deep in parts.
- 1/11, A 28' recreational vessel was found flooding at its stall. Emergency dewatering pumps were implemented. The vessel was later towed to the L&L ramp for removal.
- 1/14, Harbor officer found a 25' recreational vessel flooded cockpit and frozen drains. Contact was made with owner.
- 1/14, Received call from CISPRI that the barge lash 200 was in the middle of the bay and appeared to be free from its mooring again. Owner was contacted.

3. Ice Plant

Del Masterhan is settling in as the new Ice Fish Dock Supervisor and is looking forward to working with the public this 2022 season. In the news....

- Ice Plant down time maintenance is about 75% done.
- Don has completed the Ice Plant compressor maintenance schedule.
- Jed moved thru ice bin, bait locker and ice delivery maintenance.
- Jed is continuing his refrigeration operator training both online and hands on with Del and Don.
- Ice machine Ammonia liquid and suction line inspections prep and paint.
- Ongoing crane inspections and service happening this month.
- Some rockfish and Cod delivery's also this month at the Fish Dock.

4. Port Maintenance

From mid-December to mid-January, Port Maintenance has been busy with winter operations and routine maintenance tasks:

- Sanding, plowing, and moving snow piles...sometimes twice a day!
- Repairing and upgrading freeze protection for System 5 potable water service
- Clearing large ice deposits from Launch and Barge ramps
- Placed sign post bases for dumpster signage
- Maintenance on patrol skiff
- Assisted Operations with EMS call
- Troubleshoot and repair electrical issues in the harbor

**Homer Marine Trades Association
Regular Business Meeting
December 8, 2022
NOMAR**

The meeting was called to order by President, Aaron Fleenor at 6:10 p.m.

Officers/Directors present: Aaron Fleenor, Eric Engebresen, Cinda Martin, Claire Neaton, Bruce Friend, Kate Mitchell, Matt Alward, and Mark Zieset. Jen Hakala and Josh Hankin-Foley were excused. A quorum was established.

Guests present: Michael Daniel of Anchor 907 and Homer Harbormaster, Bryan Hawkins

Guest Presentations: Michael Daniel of Anchor 907 is creating a new non-profit to assist 1st term discharged military personnel in the transition to civilian life. The goal is to recruit a workforce for the area from a selection of honorably discharged veterans. He and his business partner have access to the veterans and are in need of connections to employment opportunities. A primary piece of the program is "housing first." They intend to purchase/construct barrack-like housing to temporarily house the veterans while they get established with employment. The charity will be formed after the first of the new year and they hope to be operational and begin recruitments shortly thereafter. The charity is privately funded at this point however, they will be looking at governmental agencies and grants as a resource. We will stay in touch with Michael and try to facilitate employment connections.

Bryan Hawkins reported on Fish Expo being a good show just not as well attended as normal. He also reported that the derelict vessel, North Pacific is finally gone!

Treasurer's Report – Kate Mitchell reported for Jen Hakala, the checking account balance is currently \$26,355 with bills coming due for the Tidebook of \$4,725 and 1st ½ of Fish Expo '22 booth space of \$4,800 due the end of January.

Committee Reports:

- Advertising -
 - Tidebooks – Kate reported that the Tidebooks should be here by 12/20 and ready for pick up; the membership brochures are done and ready for members to take
 - Expo Banner – Kate reported that the banner never made it to Fish Expo due to late advertisers, late production and snafu with shipping. There were some spaces left unsold but more importantly, the advertisers will need to have their fees adjusted in some manner, which will negatively impact our budget for the year. Eric indicated that the bill for the banner production might be in the mail but, not to pay it until speaking with him. Suggestion to use this banner at the Anchorage Boat Show giving the advertisers in-State exposure and perhaps a discount for the snafu.
 - KBBI – Kate reported that the ads running currently plug the KPC courses and workforce development
 - Fisherman's News – Aaron reported that he has been talking with Katie, they have a new ad in color for a comparable price to previous ads.
 - Meeting – the Advertising Committee will meet before the January Board Meeting; will tackle advertiser timelines for shows to avoid problems encountered this year.
- Workforce Development –

- HHS – Aaron reported that there has been no contact with the HHS since their delivery of the welding rod last month. He has heard that Walter Love is no longer teaching at the HHS. He will check in with Lisa Fellows and see if he can find a new liaison; he'll also check in with the Principal.
- KPC/Bay Weld – Eric reported that he is working with the college to create a cooperative welding/training program that would utilize his shop and employee as an instructor. They are sending one employee to get his certification now.
- Website – no new information; Aaron will reach out to Grady

Old Business:

- Fish Expo – Aaron and Matt reported that attendance seemed low and that there were a lack of fishermen this year
- Anchorage Boat Show – Eric sent out a layout to board members for the HMTA/Bay Weld booth and indicated that we are at the point where we need to sell booth space; he had several options for pricing. BW has committed to space for 2 boats. The booth is 50'x60', after BW's two boats and two Wally boats, there will be enough space remaining for 8 – 8' x 10'-12' booths for members. @ \$7.50/sq ft there is a potential for \$890 profit to HMTA.
- Video Remake – Josh emailed question about what member businesses get interviewed and should they pay an additional fee for the feature. All agreed that there should be a mass emailing to members to see what interest there was and choose additional footage based on the interest. HMTA / Port & Harbor will each cover ½ the cost of the update with members covering the cost to update their specific ads. It was suggested that the video be updated on a regular basis. The video was recently updated and shown at Fish Expo however, the flyer was never sent out to the membership so members were not given an opportunity to update their ads at the end.

New Business: None

Next Meeting: Tuesday, January 4th at 6pm at Bay Welding.

Adjourn: There being no further business to come before the membership, the meeting was adjourned at 7:45 p.m.

Respectfully submitted,

Cinda Martin, Secretary



City of Homer

www.cityofhomer-ak.gov

Office of the City Clerk

491 East Pioneer Avenue
Homer, Alaska 99603

clerk@cityofhomer-ak.gov
(p) 907-235-3130
(f) 907-235-3143

Memorandum

TO: PORT & HARBOR ADVISORY COMMISSION
FROM: RACHEL TUSSEY, CMC, DEPUTY CITY CLERK II
DATE: JANUARY 19, 2022
SUBJECT: REVIEW OF PHC GOALS & TASKS

With a new year, it would be good for the commission to review their current Strategic Plan and Goals (see attached). This prioritized list of goals is set every April meeting to aid the commission in charting a general course for the year and keeping on-task.

Some of these goals are in a pending status due to waiting on other government bodies/entities, or Port and Harbor staff may still be working on pulling information together, like from studies. Other goals may just need a check-in from the commission to see if there are any outstanding tasks for them to be working on over the upcoming months so that staff knows what to prepare for and bring to the commission at their next meetings.

Note that significant revisions to the list of goals – i.e. adding or removing goals, will be on the April meeting agenda. If the commission would rather have this annual review at a different meeting, feel free to discuss and recommend changes to the PHC calendar to City staff.

Recommendation

For discussion

Attached: PHC 2021-2022 Strategic Plan

PORT AND HARBOR ADVISORY COMMISSION
2021-2022 STRATEGIC PLAN

Approved April 28, 2021

Annually, the PHC prioritizes a list of ongoing, short, medium and long-term goals to aid the commission in charting a general course for the year and keeping on-task.

Ongoing Goals	1. Provide timely, relevant comment to the City Council on Port and Harbor issues.
	2. Harbor Budget: Gain a better understanding of the process, have more communication on budget/projects between City and Harbor Staff, and review it at least annually at meetings.
	3. Establish committees when needed to work on specific tasks.
	4. Maintain the Port and Harbor Marketing Plan, continue lobbying efforts to City Council to maintain marketing funds and working closely with the Homer Marine Trades Association.
Short Term Goals By End of 2021	1. Continue working with City Council and City Manager to lower administrative costs to the Harbor Enterprise.
	2. Develop more paid parking on the Spit.
	3. Continue identifying other sources of revenue.
	4. Establish a goal for reserves and continue to understand the budget, include setting fees, and dedication of sales tax.
Mid Term Goals 1 - 3 Years (2022 - 2024)	1. Create a 5-year Float Replacement Plan for the Small Boat Harbor.
	2. Seek funding to construct the Large Vessel Haul-out and Repair Facility.
	3. Develop a Homer Spit Parking Lot Improvement Plan.
	4. Promote and support the new Large Vessel Port Expansion Project
Long Term Goals 5 Years or More (2026+)	1. Work with Federal and State agencies to develop long-term erosion control measures for the Spit

OVERALL PHC DUTIES & RESPONSIBILITIES

The purpose of the PHC is to act in an advisory capacity to the City Manager and the City Council on the problems and development of the City's Port and Harbor facilities. Consideration may include the physical facilities, possible future development, and recommendations on land use within the port and harbor areas. Duties and responsibilities are outlined in the PHC's Bylaws and under Homer City Code 2.64.

The Port of Homer Terminal Tariff No. 1 is used for the purpose of naming rates, charges, rules and regulations for wharfage, terminal storage, demurrage, and other terminal services and privileges. Links to online info:

- Homer City Code 2.64: www.codepublishing.com/AK/Homer
- Homer Port and Harbor Website: www.cityofhomer-ak.gov/port
- Port of Homer Terminal Tariff No. 1: www.cityofhomer-ak.gov/port/port-homer-terminal-tariff-no-1
- City of Homer Adopted Budget: www.cityofhomer-ak.gov/finance/budgets

DUTIES OF COMMISSION/STAFF

Staff

- Gathering and disseminating information, preparing meeting packets, drafting resolutions and reports, etc.
- Provide yearly information about the budget.
- Inform the Commission of City Council actions and discussion of Harbor issues.

Commission

- Attend City Council meetings as assigned.
- Attend worksessions and training opportunities.
- Come prepared to make a motion for action at meetings, or ask staff before the meeting for more information.
- Ask questions about the budget process; request information from the Harbormaster.
- Invite City Council members to visit the Port and Harbor to view progress on various projects.
- Ways the commission (as a whole) can communicate with Council:
 - Work with the City Manager/Staff Person to keep Council informed while developing initiatives.
 - Send memos to Council periodically so they have a written report of what's going on; these are written by staff and are likely to be part of the City Manager Report.
 - Have a Commissioner speak at a Council Meeting under Commission Reports; you don't have to do it every month, but it could be quarterly or when the Commission is working on a hot topic. It is best to rotate Commission members so Council gets to see and hear from each of you over time. Pay attention to feedback from Council; the Commission may need to change direction, or come up with more support for the topic.

Clerks

- Helps with packet preparation and dissemination
- Records meetings and prepares meeting minutes
- Makes sure meetings are properly advertised
- Helps members understand and comply with City policies and procedures governing advisory bodies
- Help the Commission learn to better communicate with the City Council (Memorandums vs Resolutions and Ordinances)

Port & Harbor Monthly Statistical & Performance Report

For the Month of: **November 2021**

<u>Moorage Sales</u>	<u>2021</u>	<u>2020</u>	<u>Stall Wait List</u>	<u>2021</u>	<u>2020</u>
Daily Transient	44	67	No. on list at Month's End		
Monthly Transient	32	72	20' Stall	1	1
Semi-Annual Transient	3	2	24' Stall	54	38
Annual Transient	8	8	32' Stall	184	117
Annual Reserved	24	34	32' A Stall	9	7
			40' Stall	67	49
			50' Stall	30	28
			60' Stall	3	2
			75' Stall	4	1
<u>Grid Usage</u>			Total:	351	242
1 Unit = 1 Grid Tide Use	<u>2021</u>	<u>2020</u>			
Wood Grid	2	0			
Steel Grid	0	0			
			<u>Docking & Beach/Barge Use</u>		
			1 Unit = 1 or 1/2 Day Use	<u>2021</u>	<u>2020</u>
<u>Services & Incidents</u>	<u>2021</u>	<u>2020</u>	Deep Water Dock	21	12
Vessels Towed	2	2	Pioneer Dock	24	3
Vessels Moved	11	6	Beach Landings	0	0
Vessels Pumped	0	0	Barge Ramp	44	88
Vessels Sunk	0	0			
Vessel Accidents	0	0	<u>Marine Repair Facility</u>	<u>2021</u>	<u>2020</u>
Vessel Impounds	0	0	Vessels Hauled-Out	1	0
Equipment Impounds	0	0	Year to Date Total	7	4
Vehicle Impounds	0	0			
Property Damage	1	0	<u>Wharfage (in short tons)</u>		
Pollution Incident	0	6	In Tons, Converted from Lb./Gal.	<u>2021</u>	<u>2020</u>
Fires Reported/Assists	0	0	Seafood	289	187
EMT Assists	0	1	Cargo/Other	1,076	1,750
Police Assists	1	1	Fuel	15,062	5,996
Public Assists	11	7			
Thefts Reported	0	0			
			<u>Ice Sales</u>	<u>2021</u>	<u>2020</u>
<u>Parking Passes</u>	<u>2021</u>	<u>2020</u>	For the Month of November	45*	52*
Long-term Pass	5	2	* closed for season		
Monthly Long-term Pass	5	0	Year to Date Total	2,213	1,805
Seasonal Pass	0	0			
			<u>Difference between</u>		
<u>Crane Hours</u>	<u>2021</u>	<u>2020</u>	<u>2020 YTD and 2021 YTD:</u>	408 tons more	
	27.5	52.3			

Port & Harbor Monthly Statistical & Performance Report

For the Month of: **December 2021**

<u>Moorage Sales</u>	<u>2021</u>	<u>2020</u>
Daily Transient	36	23
Monthly Transient	50	55
Semi-Annual Transient	2	5
Annual Transient	5	8
Annual Reserved	4	3

<u>Grid Usage</u>	<u>2021</u>	<u>2020</u>
1 Unit = 1 Grid Tide Use		
Wood Grid	1	2
Steel Grid	0	1

<u>Services & Incidents</u>	<u>2021</u>	<u>2020</u>
Vessels Towed	3	0
Vessels Moved	4	4
Vessels Pumped	6	0
Vessels Sunk	1	0
Vessel Accidents	1	0
Vessel Impounds	0	0
Equipment Impounds	0	0
Vehicle Impounds	0	0
Property Damage	1	1
Pollution Incident	5	1
Fires Reported/Assists	0	0
EMT Assists	2	0
Police Assists	0	1
Public Assists	15	10
Thefts Reported	0	0

<u>Parking Passes</u>	<u>2021</u>	<u>2020</u>
Long-term Pass	6	15
Monthly Long-term Pass	0	0
Seasonal Pass	0	0

<u>Crane Hours</u>	<u>2021</u>	<u>2020</u>
	35.8	15.3

<u>Stall Wait List</u>	<u>2021</u>	<u>2020</u>
No. on list at Month's End		
20' Stall	1	7
24' Stall	53	43
32' Stall	177	119
32' A Stall	9	7
40' Stall	68	49
50' Stall	30	29
60' Stall	3	2
75' Stall	3	1
Total:	343	250

<u>Docking & Beach/Barge Use</u>	<u>2021</u>	<u>2020</u>
1 Unit = 1 or 1/2 Day Use		
Deep Water Dock	21	11
Pioneer Dock	11	9
Beach Landings	3	3
Barge Ramp	27	68

<u>Marine Repair Facility</u>	<u>2021</u>	<u>2020</u>
Vessels Hauled-Out	0	0
Year to Date Total	7	4

<u>Wharfage (in short tons)</u>	<u>2021</u>	<u>2020</u>
Tons, Converted from Lb./Gal.		
Seafood tons	122	551
Cargo/Other tons	730	*3482
Fuel	**	24,204

* high cargo wharfage in 2020 due to scrap recycling load out

** not available at time of report

<u>Ice Sales</u>	<u>2021</u>	<u>2020</u>
For the Month of December	*	*
*Shut Down for Season		
Year to Date Total	2,213	1,805

<u>Difference between</u>	
<u>2020 YTD and 2021 YTD:</u>	408 tons more

Port & Harbor Monthly Statistical & Performance Report

For the End of Year: **2021**

<u>Moorage Sales</u>	<u>2021</u>	<u>2020</u>
Daily Transient	2919	2,351
Monthly Transient	1759	1,733
Semi-Annual Transient	59	73
Annual Transient	108	91
Annual Reserved	866	864

<u>Grid Usage</u>	<u>2021</u>	<u>2020</u>
1 Unit = 1 Grid Tide Use		
Wood Grid	122	107
Steel Grid	35	39

<u>Services & Incidents</u>	<u>2021</u>	<u>2020</u>
Vessels Towed	17	10
Vessels Moved	360	354
Vessels Pumped	23	40
Vessels Sunk	3	1
Vessel Accidents	10	8
Vessel Impounds	0	3
Equipment Impounds	27	19
Vehicle Impounds	1	0
Property Damage	11	7
Pollution Incident	38	27
Fires Reported/Assists	2	1
EMT Assists	36	20
Police Assists	11	19
Public Assists	281	220
Thefts Reported	4	7

<u>Parking Passes</u>	<u>2021</u>	<u>2020</u>
Long-term Pass	173	137
Monthly Long-term Pass	49	39
Seasonal Pass	28	11

<u>Stall Wait List</u>	<u>2021</u>	<u>2020</u>
Average of Recipients on SWL		
20' Stall	10	9
24' Stall	58	49
32' Stall	160	126
32'A Stall	8	5
40' Stall	60	48
50' Stall	29	27
60' Stall	3	4
75' Stall	4	3
Total:	332	271

<u>Docking & Beach/Barge Use</u>	<u>2021</u>	<u>2020</u>
1 Unit = 1 or 1/2 Day Use		
Deep Water Dock	300	122
Pioneer Dock	270	168
Beach Landings	34	26
Barge Ramp	1356	1426

<u>Marine Repair Facility</u>	<u>2021</u>	<u>2020</u>
Vessels Hauled-Out	7	4

<u>Wharfage (in short tons)</u>	<u>2021</u>	<u>2020</u>
Tons, Converted from Lb./Gal.		
Seafood tons	2,661	2,475
Cargo/Other tons	11,182	10,654
Fuel	321,485**	298,705

** 2021 December fuel wharfage not available at time of report

<u>Crane Hours</u>	<u>2021</u>	<u>2020</u>
	1,605	1,389

<u>Ice Sales</u>	<u>2021</u>	<u>2020</u>
For the 2021 Year	2,213	1,805

<u>Difference between</u>	
<u>2020 YTD and 2021 YTD:</u>	408 tons more

Port & Harbor Water/Sewer Bills

Service Period : November, 2021

Meter Reading Period:10/15/21-11/18/21

Meter Address - Location	Acct. #	Meter ID	Service/ Customer Charge	Water Charges	Sewer Charges	Total Charges	Previous Reading	Current Reading	Total Usage (gal)
810 FISH DOCK ROAD - Fish Grinder	1.0277.01	84810129	\$7.00	\$0.00	\$0.00	\$7.00	1,399,800	1,399,800	-
4244 HOMER SPIT RD - SBH & Ramp 2	1.0290.02	84872363	\$7.00	\$0.00	\$0.00	\$7.00	4,090,100	4,090,100	-
4166X HOMER SPIT RD - SBH & Ramp 4	1.0345.01	70291488	\$7.00	\$0.00	\$0.00	\$7.00	25,806,100	25,806,100	-
4166 HOMER SPIT RD- SBH Restrooms	1.0346.01	38424734	\$14.00	\$8.56	\$19.44	\$42.00	833,400	834,200	800
4171 FREIGHT DOCK RD - SBH & Ramp 6	1.0361.01	71145966	\$7.00	\$0.00	\$0.00	\$7.00	4,963,000	4,963,000	-
4690C HOMER SPIT RD - Pioneer Dock	1.0262.01	70315360	\$14.00	\$114.49	\$0.00	\$128.49	4,853,800	4,864,500	10,700
4690A HOMER SPIT RD - Pioneer Dock	1.0261.01	70315362	\$14.00	\$0.00	\$0.00	\$14.00	1,346,100	1,346,100	-
4666 FREIGHT DOCK RD - Deep Water Dock	1.0357.01	70564043	\$14.00	\$551.05	\$0.00	\$565.05	12,367,800	12,419,300	51,500
4448 HOMER SPIT RD - Steel Grid	1.0230.01	80394966	\$7.00	\$0.00	\$0.00	\$7.00	-	-	-
795 FISH DOCK ROAD - Fish Dock/Ice Plant	1.0180.01	70291512	\$14.00	\$0.00	\$0.00	\$14.00	873,018,300	873,018,300	-
4147 FREIGHT DOCK RD - SBH & Ramp 6 Restroom	1.4550.01	70315668	\$14.00	\$33.17	\$75.33	\$122.50	508,900	512,000	3,100
4147X FREIGHT DOCK RD - Ramp 6 Fish Cleaning	1.0457.01	80856895	\$7.00	\$0.00	\$0.00	\$7.00	764,700	764,700	-
4001 FREIGHT DOCK RD - L&L Ramp Restrooms	10.4550.01	70364713	\$14.00	\$36.38	\$82.62	\$133.00	527,000	530,400	3,400
4667 HOMER SPIT RD L - Port Maintenance	1.0109.01	70257255	\$14.00	\$22.47	\$51.03	\$87.50	140,600	142,700	2,100
4667 HOMER SPIT RD - Bldg Near Water Tank	1.0100.02	70315820	*utility meter currently assigned to lessee						
4667 FREIGHT DOCK RD - DWD Restroom	1.0495.01	84920900	\$14.00	\$7.49	\$17.01	\$38.50	166,600	167,300	700
4311 FREIGHT DOCK RD - Port & Harbor Office	5.1020.01	83912984	\$14.00	\$19.26	\$25.74	\$59.00	101,200	103,000	1,800
4000 HOMER SPIT RD - Ramp 5 Restroom	5.1250.01	86083228	\$14.00	\$24.61	\$32.89	\$70.50	546,800	549,100	2,300
4425 FREIGHT DOCK RD - Sys 5 & Ramp 8	5.1050.01	86094861	\$14.00	\$180.83	\$0.00	\$194.83	2,045,800	2,062,700	16,900

Overall Charges: \$1,511.37

Overall Water Usage: 93,300

Water/Sewer Monthly Comparison										
CY 2017 to Current										
	2017		2018		2019		2020		2021	
January	\$2,142.85	122,300	\$1,458.89	83,400	\$1,485.10	79,100	\$3,419.82	217,800	\$1,640.36	85,300
February	\$1,287.76	59,600	\$2,500.97	144,800	\$1,458.19	74,100	\$2,308.87	140,600	\$1,743.64	109,000
March	\$4,076.62	292,100	\$2,271.05	138,300	\$1,809.53	96,700	\$1,715.03	97,800	\$1,854.70	128,800
April	\$1,726.84	113,100	\$2,766.11	272,300	\$4,105.23	206,800	\$4,032.71	245,300	\$3,186.73	245,400
May	\$7,807.49	413,000	\$3,951.58	304,600	\$7,349.43	450,700	\$4,577.16	288,700	\$4,810.68	328,600
June	\$14,594.69	1,282,900	\$16,995.43	1,349,200	\$11,917.20	756,800	\$17,557.33	1,176,500	\$13,982.13	999,200
July	\$15,450.93	1,152,500	\$18,540.31	1,391,400	\$15,669.89	973,600	\$18,256.51	1,222,700	\$16,420.44	1,096,200
August	\$12,947.70	1,060,600	\$19,055.83	1,449,800	\$23,879.39	1,553,500	\$16,763.25	1,162,000	\$18,452.04	1,247,500
September	\$11,419.68	968,000	\$16,345.46	1,328,800	\$22,850.15	1,425,100	\$16,454.55	1,131,800	\$14,777.10	1,117,300
October	\$8,631.96	591,490	\$8,965.86	728,200	\$16,025.77	744,900	\$8,669.03	589,000	\$6,265.73	366,300
November	\$1,852.34	176,000	\$2,967.17	195,100	\$7,391.65	338,900	\$2,418.11	139,300	\$1,511.37	93,300
December	\$1,053.70	68,600	\$1,294.53	69,100	\$2,691.44	170,800	\$1,575.72	87,900		
YTD Total	\$82,992.56	6,300,190	\$97,113.19	7,455,000	\$116,170.00	6,871,000	\$97,748.09	6,499,400	\$84,644.92	5,816,900

Port & Harbor Water/Sewer Bills

Service Period : December, 2021

Meter Reading Period:

11/15/21-12/14/21

Meter Address - Location	Acct. #	Meter ID	Service/ Customer Charge	Water Charges	Sewer Charges	Total Charges	Previous Reading	Current Reading	Total Usage (gal)
810 FISH DOCK ROAD - Fish Grinder	1.0277.01	84810129	\$7.00	\$0.00	\$0.00	\$7.00	1,399,800	1,399,800	-
4244 HOMER SPIT RD - SBH & Ramp 2	1.0290.02	84872363	\$7.00	\$0.00	\$0.00	\$7.00	4,090,100	4,090,100	-
4166X HOMER SPIT RD - SBH & Ramp 4	1.0345.01	70291488	\$7.00	\$0.00	\$0.00	\$7.00	25,806,100	25,806,100	-
4166 HOMER SPIT RD- SBH Restrooms	1.0346.01	38424734	\$14.00	\$1.07	\$2.43	\$17.50	834,200	834,300	100
4171 FREIGHT DOCK RD - SBH & Ramp 6	1.0361.01	71145966	\$7.00	\$0.00	\$0.00	\$7.00	4,963,000	4,963,000	-
4690C HOMER SPIT RD - Pioneer Dock	1.0262.01	70315360	\$14.00	\$160.50	\$0.00	\$174.50	4,864,500	4,879,500	15,000
4690A HOMER SPIT RD - Pioneer Dock	1.0261.01	70315362	\$14.00	\$0.00	\$0.00	\$14.00	1,346,100	1,346,100	-
4666 FREIGHT DOCK RD - Deep Water Dock	1.0357.01	70564043	\$14.00	\$416.23	\$0.00	\$430.23	12,419,300	12,458,200	38,900
4448 HOMER SPIT RD - Steel Grid	1.0230.01	80394966	\$7.00	\$0.00	\$0.00	\$7.00	-	-	-
795 FISH DOCK ROAD - Fish Dock/Ice Plant	1.0180.01	70291512	\$14.00	\$1,324.66	\$31.59	\$1,370.25	873,018,300	873,142,100	123,800
4147 FREIGHT DOCK RD - SBH & Ramp 6 Restroom	1.4550.01	70315668	\$14.00	\$9.63	\$21.87	\$45.50	512,000	512,900	900
4147X FREIGHT DOCK RD - Ramp 6 Fish Cleaning	1.0457.01	80856895	\$7.00	\$0.00	\$0.00	\$7.00	764,700	764,700	-
4001 FREIGHT DOCK RD - L&L Ramp Restrooms	10.4550.01	70364713	\$14.00	\$12.84	\$29.16	\$56.00	530,400	531,600	1,200
4667 HOMER SPIT RD L - Port Maintenance	1.0109.01	70257255	\$14.00	\$86.67	\$196.83	\$297.50	142,700	150,800	8,100
4667 HOMER SPIT RD - Bldg Near Water Tank	1.0100.02	70315820	*utility meter currently assigned to lessee			\$0.00	-	-	-
4667 FREIGHT DOCK RD - DWD Restroom	1.0495.01	84920900	\$14.00	\$5.35	\$12.15	\$31.50	167,300	167,800	500
4311 FREIGHT DOCK RD - Port & Harbor Office	5.1020.01	83912984	\$14.00	\$18.19	\$24.31	\$56.50	103,000	104,700	1,700
4000 HOMER SPIT RD - Ramp 5 Restroom	5.1250.01	86083228	\$14.00	\$10.70	\$14.30	\$39.00	549,100	550,100	1,000
4425 FREIGHT DOCK RD - Sys 5 & Ramp 8	5.1050.01	86094861	\$14.00	\$24.01	\$0.00	\$38.61	2,082,700	2,065,000	2,300

Overall Charges: \$2,613.09
Overall Water Usage: 193,500

Water/Sewer Monthly Comparison CY 2017 to Current										
	2017		2018		2019		2020		2021	
January	\$2,142.85	122,300	\$1,458.89	83,400	\$1,485.10	79,100	\$3,419.82	217,800	\$1,640.36	85,300
February	\$1,287.76	59,600	\$2,500.97	144,800	\$1,458.19	74,100	\$2,308.87	140,600	\$1,743.64	109,000
March	\$4,076.62	292,100	\$2,271.05	138,300	\$1,809.53	96,700	\$1,715.03	97,800	\$1,854.70	128,800
April	\$1,726.84	113,100	\$2,766.11	272,300	\$4,105.23	206,800	\$4,032.71	245,300	\$3,186.73	245,400
May	\$7,807.49	413,000	\$3,951.58	304,600	\$7,349.43	450,700	\$4,577.16	288,700	\$4,810.68	328,600
June	\$14,594.69	1,282,900	\$16,995.43	1,349,200	\$11,917.20	756,800	\$17,557.33	1,176,500	\$13,982.13	999,200
July	\$15,450.93	1,152,500	\$18,540.31	1,391,400	\$15,669.89	973,600	\$18,256.51	1,222,700	\$16,420.44	1,096,200
August	\$12,947.70	1,060,600	\$19,055.83	1,449,800	\$23,879.39	1,553,500	\$16,763.25	1,162,000	\$18,452.04	1,247,500
September	\$11,419.68	968,000	\$16,345.46	1,328,800	\$22,850.15	1,425,100	\$16,454.55	1,131,800	\$14,777.10	1,117,300
October	\$8,631.96	591,490	\$8,965.86	728,200	\$16,025.77	744,900	\$8,669.03	589,000	\$6,265.73	366,300
November	\$1,852.34	176,000	\$2,967.17	195,100	\$7,391.65	338,900	\$2,418.11	139,300	\$1,511.37	93,300
December	\$1,053.70	68,600	\$1,294.53	69,100	\$2,691.44	170,800	\$1,575.72	87,900	\$2,613.09	193,500
YTD Total	\$82,992.56	6,300,190	\$97,113.19	7,455,000	\$116,618.00	6,871,000	\$97,748.09	6,499,400	\$87,258.01	6,010,400

2021 Load and Launch

1/19/2022

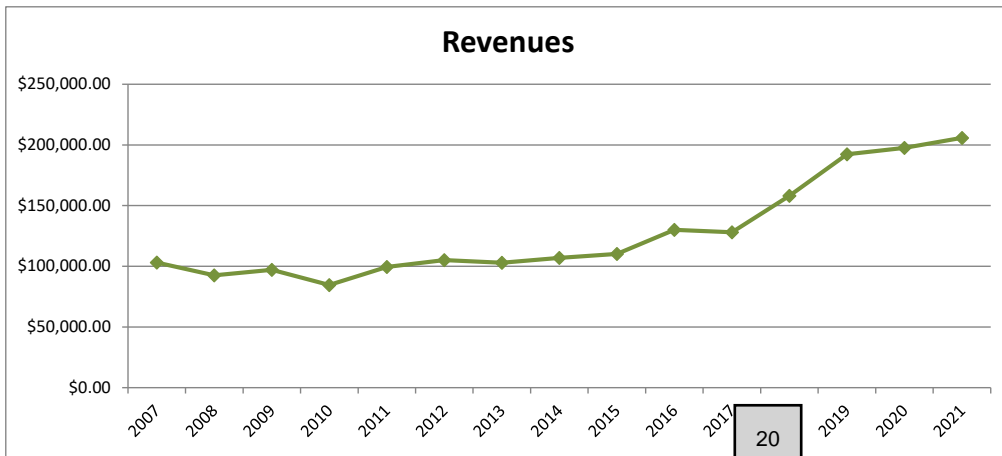
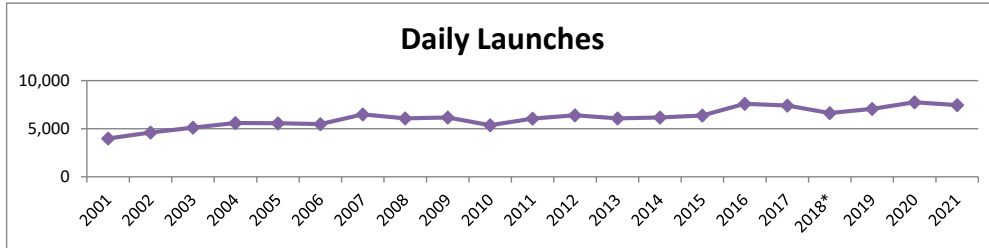
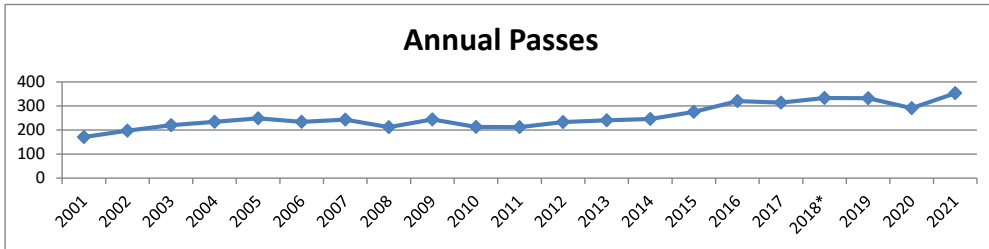
	January	February	March	April	May	June	July	August	September	October	November	December	Total
Season Pass Office	0	0	16	75	68	38	15	0	0	0	0	0	212
Season Pass Booth	0	0	0	28	44	45	23	1	0	0	0	0	141
Total Season Passes	0	0	16	103	112	83	38	1	0	0	0	2	353
Single Launch Office	0	0	0	223	4	4	4	0	0	0	0	0	235
Single Launch Booth	0	0	0	76	489	899	1,647	474	128	0	0	0	3,713
Single Launch Paystation	0	0	0	215	497	591	1,006	779	413	102	0	0	3,603
Total Launches	0	0	0	514	990	1,494	2,657	1,253	541	102	0	0	7,551
<hr/>													
Est. Season Passes x 120.54	0.00	0.00	1,928.64	12,415.62	13,500.48	10,004.82	4,580.52	120.54	0.00	0.00	0.00	241.08	\$42,791.70
Est. Pass Parking x 64.90	0.00	0.00	1,038.40	6,684.70	7,268.80	5,386.70	2,466.20	64.90	0.00	0.00	0.00	129.80	\$23,039.50
Est. Single Launch x 12.05	0.00	0.00	0.00	6,195.76	11,933.46	18,008.68	32,027.48	15,103.66	6,521.21	1,229.51	0.00	0.00	\$91,019.75
Est. Single Parking X 6.49	0.00	0.00	0.00	3,335.86	6,425.10	9,696.06	17,243.93	8,131.97	3,511.09	661.98	0.00	0.00	\$49,005.99
Revenue w/o tax I&L	0.00	0.00	1,928.64	18,611.38	25,433.94	28,013.50	36,608.00	15,224.20	6,521.21	1,229.51	0.00	241.08	\$133,811.45
Revenue w/o tax Parking	0.00	0.00	1,038.40	10,020.56	13,693.90	15,082.76	19,710.13	8,196.87	3,511.09	661.98	0.00	129.80	\$72,045.49
Total Revenue w/o tax	0.00	0.00	2,967.04	28,631.94	39,127.84	43,096.26	56,318.13	23,421.07	10,032.30	1,891.49	0.00	370.88	\$205,856.94

Load and Launch Figures

Comparative of 2000 to 2021

Year	Season Passes	Daily Launches	Total Revenue
2000	151	3,554	Note for 2000-2005: The following estimations are based on the following constant: Season Passes = 30% of total L&L Revenues
2001	171	3,984	
2002	197	4,608	
2003	220	5,120	
2004	234	5,603	
2005	249	5,578	
2006	234	5,468	\$91,521.10
2007	243	6,482	\$103,095.12
2008	212	6,071	\$92,617.23
2009	244	6,157	\$97,186.50
2010	213	5,372	\$84,608.56
2011	212	6,058	\$99,475.66
2012	233	6,407	\$105,153.33
2013	240	6,085	\$102,969.63
2014	246	6,175	\$106,935.27
2015	275	6,385	\$110,168.73
2016	320	7,595	\$130,045.89
2017	314	7,405	\$128,107.45
2018*	333	6,623	\$158,017.99
2019	332	7,053	\$192,356.91
2020	291	7,749	\$197,660.50
2021	353	7,449	\$205,856.94

* Establishment of Parking levy



2021 Ramp 1 - 4 Parking Revenue

Marina Account #17770

	Memorial Day to Labor Day				Past Year Comparison															
	Ramp 1	Ramp 2	Ramp 3	Ramp 4	2021	2020	2019	2018	2017	2016	2015	2014	2013	2012	2011	2010	2009	2008	2007	2006
May	319.89	\$375.52	\$509.97	\$208.62	\$1,414.00	\$1,200.74	\$1,535.84	\$1,255.50	\$1,046.25	\$599.85	\$1,478.99	\$654.87	\$745.25	\$710.68	\$683.72	\$590.00	\$362.78	\$359.95	\$560.54	\$155.54
No. of Sales:	69	81	110	45	305	254	331	270	225	129	237	132	144	136	130					
June*	\$2,141.86	\$3,337.97	\$3,823.83	\$1,112.66	\$10,416.32	\$4,093.64	\$7,131.68	\$6,268.20	\$5,593.95	\$4,849.95	\$4,466.29	\$4,007.70	\$3,479.72	\$3,587.02	\$3,114.86	\$3,394.00	\$2,784.09	\$3,250.56	\$3,853.54	\$4,027.06
No. of Sales:	462	720	825	240	2,247	883	1,537	1,348	1,203	1,043	800	789	698	694	613					
				Subtotal	\$11,830.32	\$5,294.38	\$8,667.52	\$7,523.70	\$6,640.20	\$5,449.80	\$5,945.28	\$4,662.57	\$4,224.97	\$4,297.70	\$3,798.58					
July	\$4,353.27	\$12,424.66	\$5,261.94	\$1,840.52	\$23,880.39	\$7,723.68	\$10,982.88	\$10,629.90	\$9,048.90	\$8,579.25	\$8,414.81	\$8,643.86	\$6,368.68	\$6,268.65	\$8,041.97	\$7,783.75	\$5,891.39	\$6,185.02	\$7,324.48	\$7,893.35
No. of Sales:	939	2680	1135	397	5,151	1,666	2,367	2,286	1,946	1,845	1,545	1,655	1,253	1,230	1,575					
				Subtotal	\$35,710.71	\$13,018.06	\$19,650.40	\$18,153.60	\$15,689.10	\$14,029.05	\$14,360.09	\$13,306.43	\$10,593.65	\$10,566.35	\$11,840.55					
August	\$3,472.42	\$10,182.66	\$3,838.66	\$1,316.64	\$18,810.38	\$5,697.73	\$8,129.28	\$6,400.01	\$5,910.15	\$6,198.45	\$5,613.61	\$6,325.25	\$4,018.83	\$3,696.34	\$3,993.71	\$4,643.00	\$3,939.28	\$3,921.73	\$4,001.81	\$4,849.64
No. of Sales:	749	2196	828	284	4,057	1,229	1,752	1,376	1,271	1,333	1,062	1,133	816	730	795					
				Subtotal	\$54,521.09	\$18,715.79	\$27,779.68	\$24,553.61	\$21,599.25	\$20,227.50	\$19,973.70	\$19,631.68	\$14,612.48	\$14,262.69						
September	\$431.15	\$1,562.36	\$649.05	\$157.63	\$2,800.19	\$1,010.67	\$250.56	\$753.49	\$702.15	\$855.60	\$812.60	\$144.19	\$123.71	\$203.72	\$374.65	\$395.00	\$449.28	\$421.38	\$538.02	\$521.10
No. of Sales:	93	337	140	34	604	218	54	162	151	184	144	28	25	44	74					
				Year Total	\$57,321.28	\$19,726.46	\$28,030.24	\$25,307.10	\$22,301.40	\$21,083.10	\$20,786.30	\$19,775.87	\$14,736.19	\$14,466.41	\$16,208.91	\$16,805.75	\$10,642.73	\$14,138.64	\$16,278.39	\$17,446.69
				Sales Total	12,364	4,250	6,041	5,442	4,796	4,534	2015-2016 xx% inc.	2014-2015 5% inc.	2013-2014 26% inc.	2012-2013 2% inc.	2011-2012 11% dec.	2010-2011 4% dec.	2009-2010 20% inc.	2008-2009 5% dec.	2007-2008 13% dec.	2006-2007 6% dec.

* June 2021, new paid parking area added between ramp 1 and 2, increase of \$5/per day paid parking by 70+ spaces

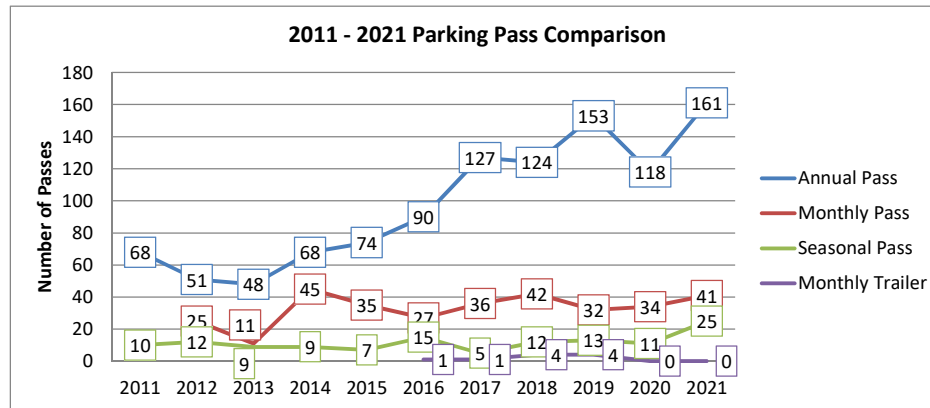
2021 Parking Pass Revenues

Marina Account #17770

* Weekly Pass offered starting 6/15/19

	Vehicle Pass Revenue	Trailer Pass Revenue	Reg Long Term	RSV/TA Long Term	Monthly Less Than 20'L	Monthly Over 20'L	Weekly Long Term	Seasonal Pass	Seasonal Monthly	1 Hour Max Business Pass	Monthly Trailer	Month Total
January	\$5,714.26		28	6								34
February	\$2,211.98		10	4								14
March	\$1,428.56		6	1				1				8
April	\$3,065.25		6	15			5	2				28
May	\$7,350.35		26	9	5	0	1	6				47
June	\$8,526.78		26	15	15		10	5				71
July	\$2,298.29		1	1	12	0	12	3	3			32
August	\$1,766.65		4	2	4	1	12	1	2			26
September	\$558.87			1	4		9		2			16
October	\$438.07		1		2	1	2					6
November	\$1,249.27		4	1	3	2	3	0	0	0	0	13
December	\$1,105.98		6	0	0	0	0	0	0	0	0	6
2021 Total	\$35,714.31	\$0.00	118	55	45	4	54	18	7	0	0	301
2020 Total	\$28,554.78	\$0.00	106	31	36	3	46	11		0	0	233
2019 Total	\$28,628.08	\$651.00	98	55	31	1	32	11		2	4	234
2018 Total	\$25,435.23	\$700.00	85	39	42	0	N/A	10		2	4	182
2017 Total	\$23,019.12	\$70.00	82	45	36	0	N/A	5		N/A	1	169
2016 Total	\$18,968.12	\$140.00	56	34	27	0	N/A	15		N/A	1	133
2015 Total	\$15,256.04	n/a	48	26	35	0	N/A	7		N/A	n/a	116
2014 Total	\$15,804.91	n/a	47	21	39	6	N/A	9		N/A	n/a	122
2013 Total	\$10,358.26	n/a	33	15	10	1	N/A	9		N/A	n/a	68
2012 Total	\$10,511.70	n/a	32	19	25	0	N/A	12		N/A	n/a	88
2011 Total	\$12,372.16	n/a	40	28	n/a	n/a	N/A	10		N/A	n/a	78

* July Seasonal Pass= 3 additional conversions from annual, rev already caught in annual + \$50x3



2021 Ice & Crane Report

Date To	Crane Weekly	Crane Month	YTD Crane	Ice Weekly	Ice Month	YTD Ice
1/3/2021	10			shut down for maintenance		
1/10/2021	7.1			shut down for maintenance		
1/17/2021	4.6			shut down for maintenance		
1/24/2021	7.9			shut down for maintenance		
1/31/2021	12.9			shut down for maintenance		
Jan Total		42.5	42.5		0	0
2/7/2021	25.8			shut down for maintenance		
2/14/2021	12.5			shut down for maintenance		
2/21/2021	21.1			shut down for maintenance		
2/28/2021	35.2			shut down for maintenance		
Feb Total		94.6	137.1		0	0
3/7/2021	17.5			shut down for maintenance		
3/14/2021	22.2			5		
3/21/2021	14.2			14		
3/28/2021	21.6			4		
Mar Total		75.5	212.6		23	23
4/4/2021	25.4			29		
4/11/2021	21.5			10		
4/18/2021	24			54		
4/25/2021	31.7			35		
Apr Total		102.6	315.2		128	151
5/2/2021	36.8			21		
5/9/2021	26.2			15		
5/16/2021	40.8			70		
5/23/2021	46.5			47		
5/30/2021	49.6			41		
May Total		199.9	515.1		194	345
6/6/2021	54.1			34		
6/13/2021	61.3			73		
6/20/2021	58			55		
6/27/2021	49.2			92		
Jun Total		222.6	737.7		254	599
7/4/2021	63.6			146		
7/11/2021	43			151		
7/18/2021	45.5			128		
7/25/2021	56.1			154		
Jul Total		208.2	945.9		579	1178
8/1/2021	66.4			172		
8/8/2021	71.7			105		
8/15/2021	36.4			72		
8/22/2021	82			74		
8/29/2021	68.2			73		
Aug Total		324.7	1270.6		496	1674
9/5/2021	52.6			55		
9/12/2021	36.4			45		
9/19/2021	18			47		
9/26/2021	35.3			51		
Sep Total		142.3	1412.9		198	1872
10/3/2021	29.2			82		
10/10/2021	29.2			76		
10/17/2021	34.3			47		
10/24/2021	26.2			69		
10/31/2021	10			22		
Oct Total		128.9	1541.8		296	2168
11/7/2021	10.3			33		
11/14/2021	7.4			12		
11/21/2021	8.6			shut down for maintenance		
11/28/2021	1.2			shut down for maintenance		
Nov Total		27.5	1569.3		45	2213
12/5/2021	15.9			shut down for maintenance		
12/12/2021	3.8			shut down for maintenance		
12/19/2021	6.1			shut down for maintenance		
12/26/2021	3.2			shut down for maintenance		
12/31/2021	6.8			shut down for maintenance		
Dec Total		35.8	1605.1			

Pioneer Dock 2021

Date	Vessel	LOA	Times	Billed	\$ Dock	Srv Chg
1/21	Bob Franco	120	0825/1115	Olympic	506.00	52.00
1/31	Pacific Wolf	395	0920/	Kirby	1,206.00	52.00
2/1	Pacific Wolf/DBL 55	395	--	Kirby Offshore	1,206.00	--
2/2	Pacific Wolf/DBL 55	395	/1810	Kirby Offshore	1,206.00	--
2/9	Pacific Wolf/DBL 55	395	1250/1610	Kirby Offshore	1,206.00	52.00
2/12	Bob Franco	120	2225/	Olympic	506.00	52.00
2/13	Bob Franco	120	/1215	Olympic	506.00	
2/16	Eagle	101	1135/2130	Olympic	506.00	52.00
2/17	Pacific Wolf/DBL 55	395	1800/2150	Kirby Offshore	1,206.00	52.00
2/25	Pacific Wolf/DBL 55	395	0100/2200	Kirby Offshore	1,206.00	52.00
3/18	PACIFIC WOLF / DBL 54	395	2200/0500	KIRBY	1,206.00	52.00
3/22	PERSEVERANCE	207	0935/1725	CISPRI	788.00	52.00
3/25	PACIFIC WOLF / DBL 54	395	0900/1315	KIRBY	1,206.00	52.00
3/29	ENDEAVOR	181	0830/1635	CISPRI	506.00	52.00
4/12	ENDEAVOR	181	0745/1430	CISPRI	506.00	52.00
4/23	TIGLAX	120	0840/1312	USFW	506.00	52.00
4/30	PACIFIC WOLF	395	1045/1930	KIRBY	1,206.00	52.00
5/13	STEADFAST	108	1300/1645	ALEUTIAN MARITIME	506.00	52.00
5/15	GRETA S AKPIK	150		BERING MARINE	506.00	52.00
5/17	BARGE ATLAS 205	198		CRUZ CONSTRUCTION	506.00	52.00
5/17	PACIFIC WOLF/DBL 54	395	1715/2215	KIRBY	1,206.00	52.00
6/5	PACIFIC WOLF/DBL 54	395	1500/2045	KIRBY	1206.00	52.00
6/7	ENDEAVOR	181	0800/1845	CISPRI	506.00	52.00
6/11	TUG MILLIE	92	0745/1010	BRISTOL ALLIANCE FUEL	506.00	52.00
6/16	PACIFIC WOLF/DBL 54	395	0500/1245	KIRBY	1,206.00	52.00
6/22	ATLAS 205	205	/1245	CRUZ CONSTRUCTION	788.00	52.00
6/25	PACIFIC WOLF/DBL 54	395	0658/1710	KIRBY	1,206.00	52.00
6/28	PERSEVERANCE	207	0830/1445	CISPRI	788.00	52.00
7/12	PACIFIC WOLF	395	/0245	KIRBY	1,206.00	52.00
7/12	PERSEVERANCE	207	0830/1655	CISPRI	788.00	52.00
7/26	PACIFIC WOLF	395	0830/1530	KIRBY	1,206.00	52.00
8/2	ENDEAVOR		0750/1404	CISPRI	506.00	52.00
8/6	PACIFIC WOLF/DBL54		1100/1903	KIRBY	1,206.00	52.00
8/13	PACIFIC WOLF/DBL54		1400/1855	KIRBY	1,206.00	52.00
8/19	SAM B AND BARGE LA 13	301	1400/1715	BRICE MARINE	1,005.00	52.00
8/27	PACIFICWOLF/DBL54		1115/1955	KIRBY	1,206.00	52.00
9/2	MASCO ENDEAVOR		1215/1600	BLUE OCEAN MARINE	506.00	52.00
9/3	PACIFIC WOLF/ DBL54		0500/1925		1206.00	52.00
9/15	PACIFIC WOLF/ DBL54		0607/16455	KIRBY	1,206.00	52.00
9/23	TITAN		0800/0930		788.00	52.00
9/24	TITAN		0815/1600		788.00	52.00
9/26	PACIFIC WOLF/ DBL54		1415//		1,206.00	52.00
9/27	PACIFIC WOLF/ DBL54		/0730		1,206.00	--
10/4	PERSEVERANCE		0830/1400	CISPRI	\$788.00	52.00
10/6	PACIFIC WOLF		0800/1930		1,206.00	52.00
10/8	PACIFIC WOLF		0030/1745		1,206.00	52.00
10/11	ENDEAVOR		0800/1700		506.00	52.00
10/18	PACIFIC WOLF		1630/2130		1,206.00	52.00
10/23	PACIFIC WOLF		1955/1630		1,206.00	52.00
10/26	BOB FRANCO		1245/1540		506.00	52.00
11/15	PACIFIC WOLF		0840/1600		1,206.00	52.00
11/27	MILLIE CRUZ		1250/1530		338.00	52.00
12/1	MASCO ENDEAVOR		1306/1500		506.00	52.00
12/20	BOB FRANCO		1400/1464		506.00	52.00
12/27	PACIFIC WOLF/DBL 54		0800/1600		1,206.00	52.00
01/20/22				Year to Date Totals:	\$49,735.00	\$0.00

Ferry Landings 2021

	Pioneer Dock	Deep Water Dock
January	1	0
February	0	0
March	2	0
April	20	0
May	28	0
June	28	0
July	24	0
August	14	0
September	18	0
October	17	0
November	18	0
December	6	0

Deep Water Dock 2021

Date	Vessel	LOA	Times	Billed	\$ Dock	Srv Chg
1/4	Endeavor	181	1055/1345	Cispri	506.00	52.00
1/13	Perseverance	207	0630/1625	CISPRI	788.00	\$52.00
1/15	Perseverance	207	1200/1800	CISPRI	788.00	\$52.00
1/20	Endeavor	101	1345/1715	CISPRI	\$506.00	\$52.00
1/22	Aveogan / Oliver Levitt	483	1315/	Crowley	\$1,762.00	\$52.00
1/23	Aveogan / Oliver Levitt	483		Crowley	\$1,762.00	--
1/24	Aveogan / Oliver Levitt	483	/1832	Crowley	\$1,762.00	--
1/25	Perseverance	207	1038/1715	CISPRI	\$788.00	\$52.00
2/1	ENDEAVOR	181	1040/1350	CISPRI	\$506.00	\$52.00
2/9	PERSEVERANCE	207	1000/1330	CISPRI	\$788.00	\$52.00
2/10	ENDEAVOR	181	1055/1101	CISPRI	\$506.00	\$52.00
2/12	TODD E PROPHET & EDWARD ITTA	530	0745/	OLYMPIC	\$2,154.00	\$52.00
2/12	ENDEAVOR	181	1345/1400	CISPRI	\$506.00	\$53.00
2/13	TODD E PROPHET & EDWARD ITTA	530	/	OLYMPIC	\$2,154.00	--
2/14	TODD E PROPHET & EDWARD ITTA	530	/0750		\$2,154.00	--
2/15	Pacific Wolf / DBL 55	395	0020/2300	KIRBY	\$1,206.00	\$52.00
2/15	ENDEAVOR	181	1100/1334	CISPRI	\$506.00	\$52.00
2/16	PERSEVERANCE	207	0855/	CISPRI	\$788.00	\$52.00
2/16	SASANOVA	332	0935/	CISPRI	\$1,005.00	\$52.00
2/17	PERSEVERANCE	207	--	CISPRI	\$788.00	--
2/17	SASANOVA	332	--	CISPRI	\$1,005.00	--
2/18	PERSEVERANCE	207	/1500	CISPRI	\$788.00	--
2/18	SASANOVA	332	/1900	CISPRI	\$1,005.00	--
2/19	PERSEVERANCE	207	0815/1830	CISPRI	\$788.00	\$52.00
2/22	PERSEVERANCE	207	0945/2000	CISPRI	\$788.00	\$52.00
3/1	ENDEAVOR	181	1130/1512	CISPRI	\$506.00	\$52.00
3/5	ENDEAVOR	181	1005/1840	CISPRI	\$506.00	\$52.00
3/8	PERSEVERANCE	207	0850/1318	CISPRI	\$788.00	\$52.00
3/15	ENDEAVOR	181	1000/1605	CISPRI	\$506.00	\$52.00
3/19	PERSEVERANCE	207	0900/1800	CISPRI	\$788.00	\$52.00
3/25	ISLAND EXPLORER / SEATAC	300	0730/	ALASKA SCRAP	\$788.00	\$52.00
3/26	ISLAND EXPLORER / SEATAC	300		920 ALASKA SCRAP	\$788.00	--
3/28	ENDEAVOR	181	0850/1245	CISPRI	\$506.00	\$52.00
3/29	PERSEVERANCE	207	0800/	CISPRI	\$788.00	\$52.00
3/30	PERSEVERANCE	207	/	CISPRI	\$788.00	--
3/31	PERSEVERANCE	207	/1230	CISPRI	\$788.00	--
4/5	PERSEVERANCE	207	0820/1400	CISPRI	\$788.00	\$52.00
4/8	ROSS CHOUEST	256	0700/1120	APSC	\$788.00	\$52.00
4/9	MASCO ENDEAVOR	166	1530/	BLUE OCEAN MARINE	\$506.00	\$52.00
4/10	MASCO ENDEAVOR	166	/	BLUE OCEAN MARINE	\$506.00	--
4/11	MASCO ENDEAVOR	166	/	BLUE OCEAN MARINE	\$506.00	--
4/12	MASCO ENDEAVOR	166	/0730	BLUE OCEAN MARINE	\$506.00	--
4/16	PERSEVERANCE	207	0800/1545	CISPRI	\$788.00	\$52.00
4/19	PERSEVERANCE	207	0815/1430	CISPRI	\$788.00	\$52.00
4/21	ZOLOTOI	91	1045/1207	AAUR LLC	\$338.00	\$52.00
4/22	ENDEAVOR		0745/1830	CISPRI	\$506.00	\$52.00
4/26	ENDEAVOR	181	1000/1320	CISPRI	\$506.00	\$52.00
5/3	PERSEVERANCE	207	0830/1300	CISPRI	\$788.00	\$52.00
5/10	ENDEAVOR	181	0945/1805	CISPRI	\$506.00	\$52.00
5/11	NORSEMAN II	115	1445/1940	SVA	\$506.00	\$52.00
5/12	NORSEMAN II	115	0830/1235	SVA	\$506.00	\$52.00
5/13	BARGE 141	300	0815/1515	CISPRI	\$788.00	\$52.00
5/17	PERSEVERANCE	207	0800/1530	CISPRI	\$788.00	\$52.00
5/26	BARGE 141	300	0750/	CISPRI	\$788.00	\$52.00
5/27	BARGE 141	300	/1300	CISPRI	\$788.00	--
5/31	PERSEVERANCE	207	0830/	CISPRI	\$788.00	\$52.00
6/1	CAMAI	115	0800/	PITZMAN	\$506.00	\$52.00
6/3	CISPRI BARGE RESPONDER	175	0800/	CISPRI	\$506.00	\$52.00

6/4	CISPRI BARGE RESPONDER	175	/2355	CISPRI	\$506.00	--
6/4	PERSEVERANCE	207	1000/1348	CISPRI	\$788.00	\$52.00
6/7	RESOLVE PIONEER	207	0945/		\$788.00	\$52.00
6/7	ANNA T	105	0800/		\$506.00	\$52.00
6/8	RESOLVE PIONEER	207	/		\$788.00	--
6/8	ANNA T	105	/		\$506.00	--
6/9	RESOLVE PIONEER	207			\$788.00	--
6/9	ANNA T	105	/1905		\$506.00	--
6/10	RESOLVE PIONEER	207			\$788.00	--
6/11	RESOLVE PIONEER	207			\$788.00	--
6/12	RESOLVE PIONEER	207	/		\$788.00	--
6/13	RESOLVE PIONEER/ANNA T	207	/		\$788.00	--
6/14	RESOLVE PIONEER/ANNA T	207	/0815		\$788.00	--
6/14	PERSEVERANCE	207	0830/1650		\$788.00	\$52.00
6/17	ENDEAVOR	181	0800/1920	CISPRI	\$506.00	\$52.00
6/21	ENDEAVOR	181	0800/1500	CISPRI	\$506.00	\$52.00
6/22	RESOLVE PIONEER	207	0640/	RESOLVE MARINE	\$788.00	\$52.00
6/23	RESOLVE PIONEER	207	/	RESOLVE MARINE	\$788.00	--
6/24	RESOLVE PIONEER	207	/1500	RESOLVE MARINE	\$788.00	--
6/30	MASCO ENDEAVOR	166	0430/	BLUE OCEAN MARINE	\$506.00	\$52.00
7/1	MASCO ENDEAVOR	166	/1800	BLUE OCEAN	\$506.00	\$25.00
7/5	ENDEAVOR	181	0930/1400	CISPRI	\$506.00	\$52.00
7/8	BARGE RESPONDER	175	1000/1300	CISPRI	\$506.00	\$52.00
7/13	ANNA T	105	0800/	AMAK	\$506.00	\$52.00
7/14	ANNA T	105	/	AMAK	\$506.00	--
7/14	SOVEREIGN	180	0815/	OMS	\$506.00	\$52.00
7/15	ANNA T	105	/0110	AMAK	nc per mc	
7/15	SOVEREIGN	180	/1230	OMS	\$506.00	--
7/19	ENDEAVOR	181	0815/1415	CISPRI	\$506.00	\$52.00
7/20	ZOLOTOI	91	1030/1400	AAUR	\$338.00	\$52.00
7/21	PERSEVERANCE	207	0945/	CISPRI	\$788.00	\$52.00
7/22	PERSEVERANCE	207	/	CISPRI	\$788.00	--
7/23	PERSEVERANCE	207	/1635	CISPRI	\$788.00	--
7/24	PATRICK W	28	0730/1300	HARRIS	\$338.00	\$52.00
7/26	PERSEVERANCE	207	0815/1645	CISPRI	\$788.00	\$52.00
8/3	TUSTUMENA	296	1709	SOA	\$788.00	\$52.00
8/4	ENDEAVOR	181	0900/1145	CISPRI	\$506.00	\$52.00
8/4	TUSTUMENA	296	/		\$788.00	--
8/5	CAMAI		0800/0900&1249/1330		\$506.00	\$52.00
8/5	TUSTUMENA	296	/		\$788.00	--
8/6	TUSTUMENA	296	/		\$788.00	--
8/7	TUSTUMENA	296	/1000		\$788.00	--
8/9	PERSEVERANCE		0830/1600		\$788.00	\$52.00
8/11	BARGE RESPONDER	175	0845/	CISPRI	\$506.00	\$52.00
8/12	BARGE RESPONDER	175	/1630	CISPRI	\$506.00	--
8/13	TUSTUMENA	296	1330/		\$788.00	\$52.00
8/14	TUSTUMENA	296	/		\$788.00	--
8/15	TUSTUMENA	296	/		\$788.00	--
8/16	TUSTUMENA	296	/		\$788.00	--
8/17	TUSTUMENA	296	/0630		\$788.00	--
8/17	ENDEAVOR	181	0930/1330		\$506.00	\$52.00
8/18	TUSTUMENA	296	/		\$788.00	--
8/19	TUSTUMENA	296	/		\$788.00	--
8/20	TUSTUMENA	296	/700		\$788.00	--
8/23	PERSEVERANCE	207	0830/1540		\$788.00	\$52.00
8/27	MASCO ENDEAVOR	166	0150/	BLUE OCEAN MARINE	\$506.00	\$52.00
8/27	CISPRI ENDEAVOR	181	1815/2230	CISPRI	\$506.00	\$52.00
28-Aug	MASCO ENDEAVOR	166	/	BLUE OCEAN MARINE	\$506.00	--
8/29	MASCO ENDEAVOR	166	/	BLUE OCEAN MARINE	\$506.00	--
8/30	MASCO ENDEAVOR	166	/	BLUE OCEAN MARINE	\$506.00	--
8/30	CISPRI ENDEAVOR	181	0845/	CISPRI	\$506.00	\$52.00

8/31	MASCO ENDEAVOR	166 /		BLUE OCEAN MARINE	\$506.00	--
9/1	MASCO ENDEAVOR	166 /		BLUE OCEAN MARINE	\$506.00	--
9/1	PERSEVERANCE		0910/	CISPRI	\$788.00	\$52.00
9/2	MASCO ENDEAVOR		/1200	BLUE OCEAN MARINE	\$506.00	--
9/2	PERSEVERANCE		/1200	CISPRI	\$788.00	--
9/7	PERSEVERANCE		0830/1430	CISPRI	\$788.00	\$52.00
9/8	AVEOGAN/OLIVER LEVITT		2255/	CROWLEY MARITIME	\$1,762.00	\$52.00
9/9	AVEOGAN/OLIVER LEVITT		/	CROWLEY MARITIME	\$1,762.00	--
9/10	AVEOGAN/OLIVER LEVITT		/1315	CROWLEY MARITIME	\$1,762.00	--
9/13	ENDEAVOR		0815/1615	CISPRI	\$506.00	\$52.00
9/19	OCEAN LIBERTY		0845/	KERRY WALSH	\$506.00	\$52.00
9/20	PERSEVERANCE		0840/1400	CISPRI	\$788.00	\$52.00
9/20	OCEAN LIBERTY		/	KERRY WALSH	\$506.00	--
9/21	OCEAN LIBERTY		/	KERRY WALSH	\$506.00	--
9/22	OCEAN LIBERTY		/1526	KERRY WALSH	\$506.00	--
9/23	TUSTUMENA		0730/	SOA	\$788.00	\$52.00
9/24	TUSTUMENA		/	SOA	\$788.00	--
9/25	TUSTUMENA			SOA	\$788.00	
9/26	TUSTUMENA		/	SOA	\$788.00	
9/27	TUSTUMENA		/0730	SOA	\$788.00	
9/29	REDOUBT/PERSEVERANCE		0930/	CISPRI	\$1,005.00	\$52.00
9/29	ANNA T		/2155	AMAK	\$506.00	\$52.00
30-Sep	REDOUBT/PERSEVERANCE		/	CISPRI	\$1,005.00	
9/30	ANNA T		/	AMAK	\$506.00	\$52.00
10/1	REDOUBT/PERSEVERANCE		/0830	CISPRI	\$1,005.00	--
10/1	ANNA T		/	AMAK	\$506.00	--
10/2	ANNA T		/0404	AMAK	\$506.00	
10/4	ANNA T		1100/	AMAK	\$506.00	\$52.00
10/5	ANNA T		/	AMAK	\$506.00	--
10/6	ANNA T		/0625	AMAK	\$506.00	--
10/12	ANNA T		1645/	AMAK	\$506.00	\$52.00
10/13	ANNA T		/	AMAK	\$506.00	--
10/14	ANNA T		/	AMAK	\$506.00	--
10/15	ANNA T		/	AMAK	\$506.00	--
10/16	ANNA T		/	AMAK	\$506.00	--
10/17	TUSTUMENA		1905/	SOA	\$788.00	\$52.00
10/17	ANNA T		/1722	AMAK	\$506.00	--
10/18	ANNA T		1525/	AMAK	\$506.00	\$52.00
10/18	TUSTUMENA		/	SOA	\$788.00	--
10/19	ANNA T		/		\$506.00	--
10/19	TUSTUMENA		/0715		\$788.00	--
10/19	MASCO ENDEAVOR		1100/		\$506.00	\$52.00
10/20	MASCO ENDEAVOR		/1430		\$506.00	--
10/20	ANNA T		/2000		\$506.00	--
10/23	NORSEMAN II		0655/8041		\$506.00	\$52.00
10/23	ANNA T		0220/		\$506.00	\$52.00
10/25	ENDEAVOR		0830/1415	CISPRI	\$506.00	\$52.00
10/25	MASCO ENDEAVOR		1600/	MASCO	\$506.00	\$52.00
10/26	MASCO ENDEAVOR		/1630		\$506.00	--
10/26	NORSEMAN II		0740/0917		\$506.00	\$52.00
11/6	NORSEMAN II		0900/1400		\$506.00	\$52.00
11/7	NORSEMAN II		1140/1713		\$506.00	\$52.00
11/8	ENDEAVOR		0830/1600		\$506.00	\$52.00
11/16	NORSEMAN II		1030/1100		\$506.00	\$102.00
11/22	ENDEAVOR		0830/1400		\$506.00	\$52.00
11/22	IT INTEGRITY		2130/		\$788.00	\$52.00
11/23	IT INTEGRITY		/		\$788.00	--
11/24	IT INTEGRITY		/		\$788.00	--
11/25	IT INTEGRITY		/		\$788.00	--
11/26	IT INTEGRITY		/		\$788.00	--
11/27	IT INTEGRITY		/0815		\$788.00	--

11/30	PERSEVERANCE		0605/1600		\$788.00	\$52.00
12/4	PACIFIC WOLF		1230/	KIRBY	\$1,206.00	\$52.00
12/5	PACIFIC WOLF		/1200		\$1,206.00	--
12/5	IT INTEGRITY		1220/		\$788.00	\$52.00
12/6	IT INTEGRITY		/		\$788.00	--
12/6	CISPRI ENDEAVOR		1145/1415		\$506.00	\$52.00
12/7	IT INTEGRITY		/		\$788.00	--
12/8	IT INTEGRITY		/2100		\$788.00	--
13-Dec	Perseverance		0908/1400		\$788.00	\$52.00
12/26	ENDEAVOR		1040/1300		\$506.00	\$52.00
12/27	Perseverance		1230/1355		\$788.00	\$52.00
12/28	Perseverance		0815/1430		\$788.00	\$52.00
				Year to Date Totals:	\$137,404.00	\$5,536.00
01/20/22						

Pioneer Dock - 2021 Water Usage						
Date	Vessel	Beg. Read	End Read	Gal.	Charged	Conx Fee
2/16	Eagle	4,386,560	4,387,710	1,150	\$ 194.05	\$ 102.00
2/25	Pacific Wolf/DBL 55	1,178,885	1,182,350	3,465	\$ 194.05	\$ 102.00
3/1	Endeavor	11751000	11759400	8400	\$326.00	\$102.00
3/4	BOB FRANCO	11759400	11762650	3250	\$194.05	\$102.00
3/8	PERSEVERANCE	11762650	11766450	3800	\$194.05	\$102.00
3/19	BOB FRANCO	11766000	11769000	3000	\$194.05	\$102.00
3/30	BOB FRANCO	11769750	11772750	3000	\$194.05	\$102.00
4/12	ENDEAVOR	4396405	4409124	12719	\$ 493.62	\$ 102.00
4/12	ENDEAVOR	1182350	1186455	4105	\$ 159.32	--
4/13	TUSTUMENA	4409100	4411573	2473	\$ 194.05	\$ 102.00
4/30	PACIFIC WOLF	04411573	04414934	3361	\$ 194.05	\$ 102.00
5/17	BARGE ATLAS 205	4434700	4438346	3646	\$ 194.05	\$ 102.00
5/17	PACIFIC WOLF/DBL 54	1186454	1188310	1856	\$ 194.05	\$ 102.00
6/7	ENDEAVOR	4469996	4498510	28514	\$ 1,106.63	\$ 102.00
6/16	PACIFIC WOLF/DBL 54	4518167	4519455	1288	\$ 194.05	\$ 102.00
6/24	TUSTUMENA	4531920	4538634	6714	\$ 260.57	\$ 102.00
6/28	PERSEVERANCE	01228858	01234925	6067	\$ 235.46	\$ 102.00
7/8	BOB FRANCO	01234925	1250414	15489	\$ 194.05	\$ 102.00
7/26	PACIFIC WOLF	01274700	01276550	1850	\$ 194.05	\$ 102.00
8/24	ENDEAVOR	4626700	4630882	4182	\$ 194.05	\$ 102.00
8/9	TUSTUMENA	4640500	4656360	15860	\$ 615.53	\$ 102.00
8/11	TUSTUMENA	4661275	4684200	22925	\$ 889.72	\$ 102.00
8/19	SAM B AND BARGE LA	4687500	4692200	4700	\$ 194.05	\$ 102.00
8/23	TUSTUMENA	04702923	04717648	14725	\$ 571.48	\$ 102.00
8/27	PACIFICWOLF/DBL54	4725312	4726551	1239	\$ 194.05	\$ 102.00
8/31	TUSTUMENA	4735945	4745045	9100	\$ 353.17	\$ 102.00
9/2	MASCO ENDEAVOR	4745565	4748415	2850	\$ 194.05	\$ 102.00
9/12	TUSTUMENA	4764870	4773475	8605	\$ 333.96	\$ 102.00
9/17	TUSTUMENA	4774600	4784600	10000	\$ 388.10	\$ 102.00
10/20	BOB FRANCO	12368860	12371600	2740	\$ 194.05	\$ 102.00
10/25	ENDEAVOR	12371590	12376250	4660	\$ 194.05	\$ 102.00
10/26	MASCO ENDEAVOR	12376250	12405350	29100	\$ 1,129.37	\$ 102.00
10/27	BOB FRANCO	12405350	12407200	1850	\$ 194.05	\$ 102.00
11/27	MILLIE CRUZ	4864500	4865400	900	\$ 194.05	\$ 102.00
12/4	TUSTUMENA	4865500	4879574	14074	\$ 546.21	\$ 102.00
Year to Date Totals:				261,657	\$ 11,484.19	\$ 3,468.00

Notes:
Washing down dock results in missing begin/end reads
\$194.05 Min Charge
\$102.00 CONX

Deep Water Dock - 2021 Water Usage						
Date	Vessel	Beg. Read	End Read	Gal.	Charged	Conx Fee
1/7	Bob Franco	11,693,500	11,697,550	4,050	\$ 194.05	\$ 102.00
1/20	Endeavor	11,697,550	11,715,950	18,400	\$ 714.10	\$ 102.00
1/20	Bob Franco	11,715,950	11,719,940	3,990	\$ 194.05	\$ 102.00
1/25	Perseverance	11,719,900	11,721,000	1,100	\$ 194.05	\$ 102.00
1/25	Bob Franco	11,721,000	11,722,990	1,990	\$ 194.05	\$ 102.00
2/1	ENDEAVOR	11,722,990	11,725,020	2,030	\$ 194.05	\$ 102.00
2/9	PERSEVERANCE	11,725,000	11,730,200	5,200	\$ 201.81	\$ 102.00
2/15	ENDEAVOR	11,730,200	11,734,650	4,450	\$ 194.05	\$ 102.00
2/15	Bob Franco	11,734,650	11,739,100	4,450	\$ 194.05	\$ 102.00
2/19	PERSEVERANCE	11,739,100	11,744,600	5,500	\$ 213.46	\$ 102.00
2/22	PERSEVERANCE	11,744,600	11,750,350	5,750	\$ 223.16	\$ 102.00
3/25	PACIFIC WOLF / DBL 54	4387710	4390684	2974	\$ 194.05	\$ 102.00
3/29	ENDEAVOR	4390685	4396405	5720	\$ 221.99	\$ 102.00
4/5	PERSEVERANCE	11772750	11778800	6050	\$ 234.80	\$ 102.00
4/9	MASCO ENDEAVOR	11778800	11795900	17100	\$ 663.65	\$ 102.00
4/10	MASCO ENDEAVOR	11795900	11839350	43450	\$ 1,685.29	\$ 52.00
4/16	PERSEVERANCE	11839350	11851450	12100	\$ 469.60	\$ 102.00
4/16	BOB FRANCO	11851450	11855420	3970	\$ 194.05	\$ 102.00
4/22	ENDEAVOR	11855400	11892300	36900	\$ 1,432.09	\$ 102.00
4/27	BOB FRANCO	11892350	11895650	3300	\$ 194.05	\$ 102.00
5/3	PERSEVERANCE	11895660	11898430	2770	\$ 194.05	\$ 102.00
5/12	BOB FRANCO	11898450	11905825	7375	\$ 286.22	\$ 102.00
5/17	PERSEVERANCE	11904850	11907320	2470	\$ 194.05	\$ 102.00
5/21	BOB FRANCO	11907300	11913470	6170	\$ 239.46	\$ 102.00
5/29	BOB FRANCO	11913500	11915400	1900	\$ 194.05	\$ 102.00
5/31	PERSEVERANCE	11915400	11925570	10170	\$ 394.70	\$ 102.00
6/11	ANNA T	11932750	11935050	2300	\$ 194.05	\$ 102.00
6/12	BOB FRANCO	11935050	11938200	3150	\$ 194.05	\$ 102.00
6/14	PERSEVERANCE	11938000	11951570	13570	\$ 526.65	\$ 102.00
6/21	ENDEAVOR	11956340	11971290	14950	\$ 580.21	\$ 102.00
7/5	ENDEAVOR	11977650	11999600	21950	\$ 851.88	\$ 102.00
7/14	SOVEREIGN	12001000	12006190	5190	\$ 201.42	\$ 102.00
7/19	ENDEAVOR	12006200	12014000	7800	\$ 275.55	\$ 102.00
7/21	PERSEVERANCE	12014000	12021950	7950	\$ 308.54	\$ 102.00
7/22	BOB FRANCO	12021950	12023620	1670	\$ 194.05	\$ 102.00
8/3	BOB FRANCO	12023000	12026630	3630	\$ 194.05	\$ 102.00
8/4	ENDEAVOR	12026630	12052700	26070	\$ 1,011.78	\$ 102.00
8/4	TUSTUMENA	12052700	12062130	9430	\$ 356.98	\$ 102.00
8/9	PERSEVERANCE	12062000	12073820	11820	\$ 548.73	\$ 102.00
8/13	TUSTUMENA	12073830	12090000	16170	\$ 627.56	\$ 102.00
8/17	ENDEAVOR	12090000	12116050	26050	\$ 1,011.00	\$ 102.00
8/18	BOB FRANCO	12116050	12127410	11360	\$ 440.88	\$ 102.00
8/19	TUSTUMENA	12127400	12148000	20600	\$ 799.49	\$ 102.00
8/23	PERSEVERANCE	12148030	12152150	4120	\$ 194.05	\$ 102.00
8/27	MASCO ENDEAVOR	12152150	12203000	50850	\$ 1,973.49	\$ 102.00
8/27	CISPRI ENDEAVOR	12203000	12225560	22560	\$ 875.55	\$ 102.00
8/30	CISPRI ENDEAVOR	12225560	12252750	27190	\$ 1,055.24	\$ 102.00
9/7	PERSEVERANCE	12252750	12268300	15550	\$ 603.50	\$ 102.00
9/7	BOB FRANCO	12268300	12272400	4100	\$ 194.05	\$ 102.00
9/13	ENDEAVOR	12272400	12352550	80150	\$ 3,110.62	\$ 102.00
9/21	OCEAN LIBERTY	12352000	12352800	800	\$ 194.05	\$ 102.00
9/24	TUSTUMENA	12352750	12363800	11050	\$ 428.85	\$ 102.00
9/24	BOB FRANCO	12363800	12368860	5060	\$ 196.38	\$ 102.00
10/1	TUSTUMENA	4789017	4800055	11038	\$ 428.38	\$ 102.00
10/4	PERSEVERANCE	4800055	4821180	21125	\$ 819.86	\$ 102.00
10/11	ENDEAVOR	4821180	4850590	29410	\$ 1,141.40	\$ 102.00
10/23	PACIFIC WOLF	4853850	4858432	4582	\$ 194.05	\$ 102.00
10/28	TUSTUMENA	4858450	4864510	6060	\$ 235.19	\$ 102.00
11/8	ENDEAVOR	12407000	12415000	8000	\$ 310.48	\$ 102.00
11/15	BOB FRANCO	12415400	12419300	3900	\$ 194.05	\$ 102.00
11/22	ENDEAVOR	12419340	12424940	5600	\$ 217.34	\$ 102.00
11/30	PERSEVERANCE	12424940	12441100	16160	\$ 627.17	\$ 102.00
12/4	PACIFIC WOLF	12441050	12443680	2630	\$ 194.05	\$ 102.00
12/5	BOB FRANCO	12443650	12447050	3400	\$ 194.05	\$ 102.00
12/6	CISPRI ENDEAVOR	12447050	12453400	6350	\$ 479.30	\$ 102.00
12/13	Perseverance	12453400	12457250	3850	\$ 194.05	\$ 102.00
12/13	BOB FRANCO	12457250	12458250	1000	\$ 194.05	\$ 102.00
12/26	ENDEAVOR	12458250	12469200	10950	\$ 424.97	\$ 102.00
12/29	BOB FRANCO	12469200	12472450	3250	\$ 194.05	\$ 102.00
Year to Date Totals:				781,724	\$ 32,688.52	\$ 6,988.00

Notes:
Washing down dock results in missing begin/end reads
\$194.05 Min Charge
\$102.00 CONX

PORT & HARBOR ADVISORY COMMISSION 2022 Calendar

	AGENDA DEADLINE	MEETING	CITY COUNCIL MEETING FOR REPORT*	ANNUAL TOPICS/EVENTS
JANUARY	Wednesday 1/19 5:00 p.m.	Wednesday 1/26 5:00 p.m.	Monday 2/14 6:00 p.m.	<ul style="list-style-type: none"> • Clerk Reappointment Notices Sent Out
FEBRUARY	Wednesday 2/16 5:00 p.m.	Wednesday 2/23 5:00 p.m.	Tuesday 2/28 6:00 p.m. [Matthews]	<ul style="list-style-type: none"> • Terms Expire February 1st • Election of PHC Officers • Advisory Body Training Worksession
MARCH	Wednesday 3/16 5:00 p.m.	Wednesday 3/23 5:00 p.m.	Tuesday 3/29** 6:00 p.m.	<ul style="list-style-type: none"> • City Budget Review/Develop Requests *may not be applicable during non-budget years
APRIL	Wednesday 4/20 5:00 p.m.	Wednesday 4/27 5:00 p.m.	Monday 5/9 6:00 p.m.	<ul style="list-style-type: none"> • Annual Review of Strategic Plan/Goals & Commission's Policies
MAY	Wednesday 5/18 5:00 p.m.	Wednesday 5/25 6:00 p.m.	Monday 6/13 6:00 p.m.	
JUNE	Wednesday 6/15 5:00 p.m.	Wednesday 6/22 6:00 p.m.	Monday 6/27 6:00 p.m.	
JULY	Wednesday 7/20 5:00 p.m.	Wednesday 7/27 6:00 p.m.	Monday 8/8 6:00 p.m.	<ul style="list-style-type: none"> • Capital Improvement Plan Review
AUGUST	Wednesday 8/17 5:00 p.m.	Wednesday 8/24 6:00 p.m.	Monday 9/12 6:00 p.m.	
SEPTEMBER	Wednesday 9/21 5:00 p.m.	Wednesday 9/28 5:00 p.m.	Monday 10/10 6:00 p.m.	
OCTOBER	Wednesday 10/19 5:00 p.m.	Wednesday 10/26 5:00 p.m.	Monday 11/28 6:00 p.m.	<ul style="list-style-type: none"> • AAHPA Conference
NOVEMBER		No Regular Meeting		<ul style="list-style-type: none"> • Seattle Fish Expo • Approve Meeting Schedule for Upcoming Year
DECEMBER	Wednesday 12/7 5:00 p.m.	Wednesday 12/14 5:00 p.m.	Monday 12/12*** 6:00 p.m.	<ul style="list-style-type: none"> • Land Allocation Plan Review

*The Commission's opportunity to give their report to City Council is scheduled for the Council's regular meeting following the Commission's regular meeting, under Agenda Item 8 – Announcements/ Presentations/ Borough Report/Commission Reports.

**The City Council March meeting will be held on a Tuesday due to Seward's Day.

*** City Council traditionally cancels the last regular meeting in December; although the PHC's meeting is just after, it is recommended the Commission report at the Council's only December meeting since they did not have a November meeting.