



**Work Session Meeting Agenda**  
**2 Park Drive South, Great Falls, MT**  
**Gibson Room, Civic Center**  
**April 05, 2022**  
**5:30 PM**

The agenda packet material is available on the City's website: <https://greatfallsmt.net/meetings>. The Public may view and listen to the meeting on government access channel City-190, cable channel 190; or online at <https://greatfallsmt.net/livestream>.

Public participation is welcome in the following ways:

- Attend in person. Please refrain from attending in person if you are not feeling well.
- Provide public comments in writing by 12:00 PM the day of the meeting: Mail to City Clerk, PO Box 5021, Great Falls, MT 59403, or via email to: [commission@greatfallsmt.net](mailto:commission@greatfallsmt.net). Include the agenda item or agenda item number in the subject line, and include the name of the commenter and either an address or whether the commenter is a city resident. Written communication received by that time will be shared with the City Commission and appropriate City staff for consideration during the agenda item and will be so noted in the official record of the meeting.
- Call-in. Call in during specific public comment periods at 406-761-4786. Please note that the call in option may not be the most ideal option as there is a time delay between what is being aired/streamed and the live meeting, and there may be significant waiting times depending on how many calls are in the queue. Public would need to watch the meeting through the viewing methods listed above and call in when prompted by the Mayor. Calls will be taken in the order in which they are received. Callers will be restricted to customary time limits.

## **CALL TO ORDER**

## **PUBLIC COMMENT**

*(Public comment on agenda items or any matter that is within the jurisdiction of the City Commission. Please keep your remarks to a maximum of five (5) minutes. Speak into the microphone, and state your name and either your address or whether you are a city resident for the record.)*

## **WORK SESSION ITEMS**

1. Sanitation Division 2022 Rate Analysis - Paul Skubinna.
2. Continuation of ARPA Discussions - Tom Hazen and Greg Doyon

## **DISCUSSION POTENTIAL UPCOMING WORK SESSION TOPICS**

## **ADJOURNMENT**

City Commission Work Sessions are televised on cable channel 190 and streamed live at <https://greatfallsmt.net>. Work Session meetings are re-aired on cable channel 190 the following Thursday morning at 10 a.m. and the following Tuesday evening at 5:30 p.m.

Wi-Fi is available during the meetings for viewing of the online meeting documents.

## **UPCOMING MEETING SCHEDULE**

Work Session - Tuesday April 19, 2022 5:30 p.m.

Commission Meeting - Tuesday April 19, 2022 7:00 p.m.

# City of Great Falls Sanitation Division

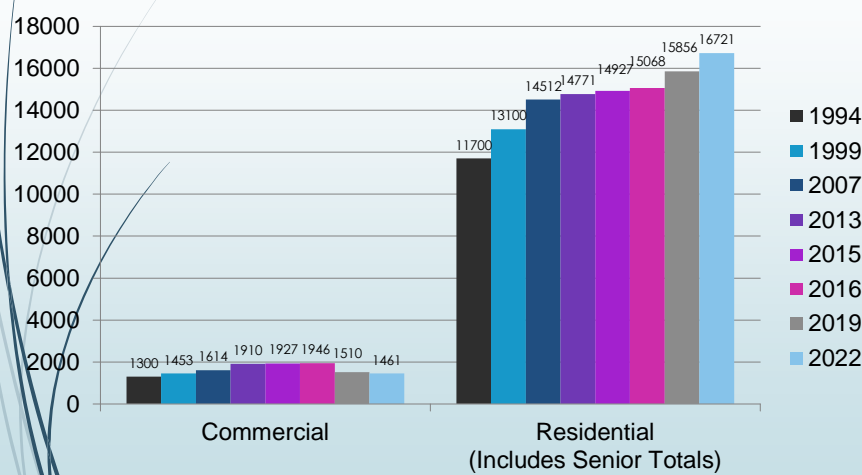
## 2022 RATE ANALYSIS

City Commission  
Work Session  
April 5, 2022

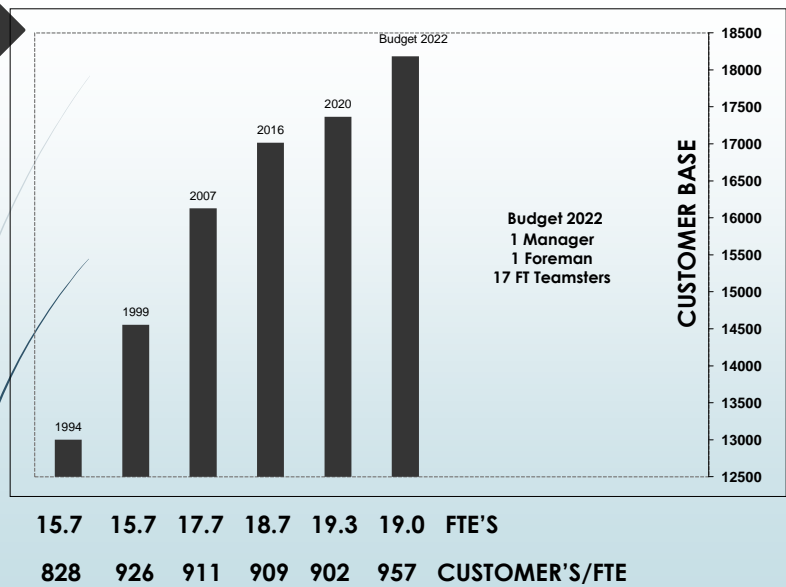
### City Sanitation Customer Base

<b>City Utility Customer Base FY 2022</b>	<b>20,961</b>	<b>100%</b>
City SN Residential Customers	16,721	
City SN Commercial Customers	1,461	
<b>Total City</b>	<b>18,182</b>	<b>87%</b>
Republic Residential Customers	2,210	
Republic Commercial Customers	579	
<b>Total Republic</b>	<b>2,779</b>	<b>13%</b>

# City Sanitation Customer Base



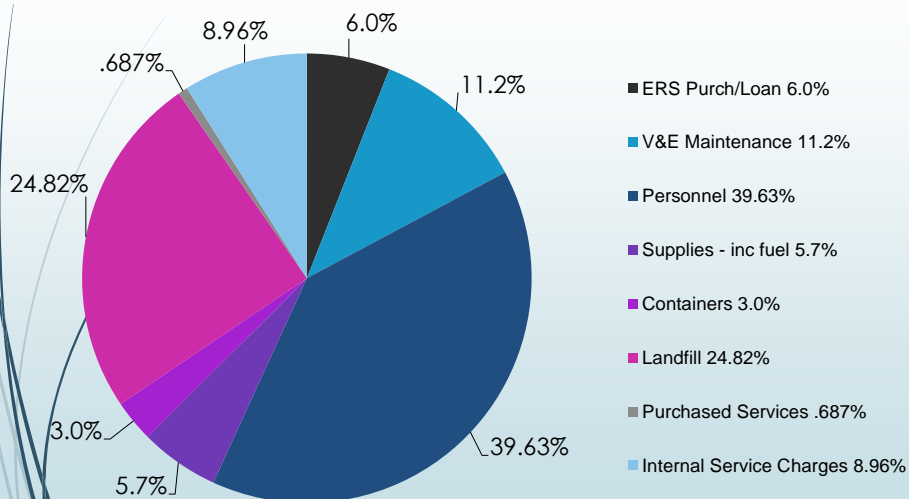
# City Sanitation Collection Staffing



## MAJOR RATE DRIVERS

- **Landfill Costs** - 24.82% of Budget (Approx. \$1,027,000 per year)
  - 1.4% CPI increase 2021
  - 6.85% CPI increase 2022
- **Personnel Costs** - 39.63% of Budget
  - 3.0% annual increase last 4 years
- **Vehicle Replacement** - Intercap Loan Final Payment Feb 2022
  - 6% of Budget (Updating Fleet)
  - Approx. \$248,000 per year
- **Vehicle Maintenance** - 11.2% of Budget
  - Approx. \$464,000 per year

## Sanitation Operating Costs Adopted FY 2021-2022



## Sanitation Fleet Residential

YEAR	MANUFACTURER	MODEL
2012	Mack	LEU 613
2015	Peterbilt	320
2016	Peterbilt	PB 320
2017	Auto Car	ACX 64
2017	Auto Car	ACX 64
2018	Auto Car	Expiditor
2018	Auto Car	Expiditor
2019	Peterbilt	520
2021	Peterbilt	PB 520 Side Loader

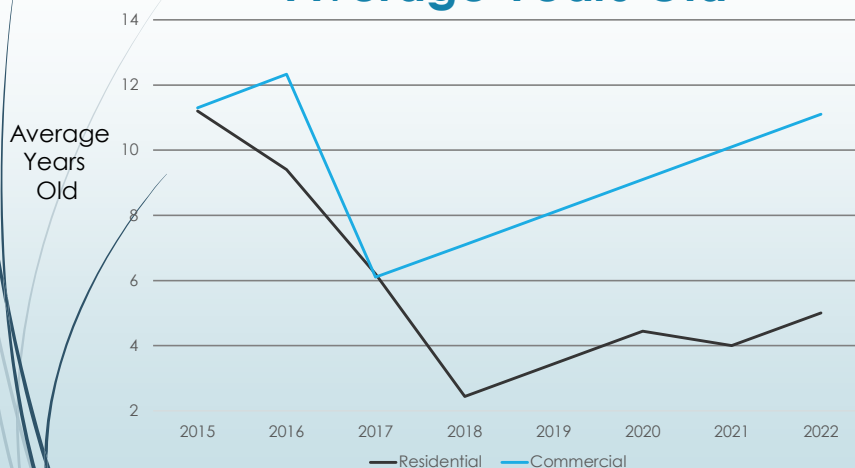
**Average Residential Fleet Age 5 years**

## Sanitation Fleet Commercial

YEAR	MANUFACTURER	MODEL
2003	Volvo (Cardboard Collection)	WX64
2003	Sterling (Backup Roll-Off)	LT9500
2007	Sterling (Backup Commercial/Brush)	LT9500
2007	American LaFrance	Condor
2010	Kenworth	T800
2013	Peterbilt	320
2016	Kenworth	T440
2016	Kenworth	T800
2017	Kenworth	T440
2017	Kenworth	T440

**Average Commercial Fleet Age 11.1 Years**

## Sanitation Fleet Average Years Old



**Targeted Life Span: Residential 6-8 years Commercial 10 years**

## Internal Maintenance Charges With Both Plans

FY Year	Actual/Projected	Plan with no changes 7% increase per year	Plan with Intercap Loan 6 new trucks 2016
2016	Actual	\$ 432,530.00	\$ 432,530.00
2017	Actual	\$ 462,807.10	\$ 459,543.00
2018	Actual	\$ 495,203.60	\$ 487,217.00 *
2019	Actual	\$ 529,867.85	\$ 431,411.00 *
2020	Actual	\$ 566,958.60	\$ 406,661.00 *
2021	Actual	\$ 606,645.70	\$ 442,284.00 *
2022	Projected	\$ 649,110.90	\$ 463,933.00
2023	Projected	\$ 694,548.66	\$ 473,211.66
2024	Projected	\$ 743,167.07	\$ 482,675.89
2025	Projected	\$ 795,188.76	\$ 492,329.41
Total Cost		\$5,976,028.24	\$4,571,795.96

Expected Savings With New Units \$1,404,232.28

\*With Building Improvements Added \$22,500

Average Fleet Age In 2015: **C:** 11.33 years **R:** 11.2 years

In 2022: **C:** 9.10 years **R:** 6.0 years

Total Sanitation Fund Cash Flow with Capital Outlay/ Debt Service without Depreciation									
	FY 2020 Actual	FY 2021 Actual	Projected FY 2022 No Revenue Increase	Projected FY 2023 Proposed Revenue Increase	Projected FY 2024 Proposed Revenue Increase	Projected FY 2025 Proposed Revenue Increase	Projected FY 2026 Proposed Revenue Increase	Projected FY 2027 Proposed Revenue Increase	
Beginning Unrestricted Cash Balance	\$ 318,290	\$ 510,142	\$ 513,524	\$ 652,565	\$ 1,018,803	\$ 996,753	\$ 998,550	\$ 1,018,387	
Revenues									
Commercial utility	\$ 1,510,133	\$ 1,451,942	\$ 1,451,942	\$ 1,597,136	\$ 1,676,993	\$ 1,760,843	\$ 1,848,885	\$ 1,941,329	
Utility Equipment Rentals	\$ -	\$ 73,740	\$ 73,740	\$ 81,114	\$ 85,170	\$ 89,428	\$ 93,900	\$ 98,595	
Cardboard	\$ 489	\$ 18,552	\$ 18,552	\$ 20,407	\$ 21,428	\$ 22,499	\$ 23,624	\$ 24,805	
Total Commercial	\$ 1,510,622	\$ 1,544,234	\$ 1,544,234	\$ 1,698,657	\$ 1,783,590	\$ 1,872,770	\$ 1,966,408	\$ 2,064,729	
Residential	\$ 2,690,385	\$ 2,644,810	\$ 2,690,385	\$ 2,959,424	\$ 3,107,395	\$ 3,262,764	\$ 3,425,903	\$ 3,597,198	
Interest	\$ 6,261	\$ 2,065	\$ -	\$ -	\$ -	\$ -	\$ -	\$ -	
Sale of Scrap & Surplus	\$ 772	\$ 428	\$ -	\$ -	\$ -	\$ -	\$ -	\$ -	
Miscellaneous	\$ 7,000	\$ 7,000	\$ 7,000	\$ 7,000	\$ 7,000	\$ 7,000	\$ -	\$ -	
Insurance Recovery		\$ 89,403							
Unrestricted Revenue			\$ 148,880						
Total Revenue	\$ 4,215,039	\$ 4,287,939	\$ 4,390,499	\$ 4,665,081	\$ 4,897,985	\$ 5,142,534	\$ 5,392,311	\$ 5,661,926	
Expenses*									
Personal Services	\$ 1,468,561	\$ 1,618,898	\$ 1,640,652	\$ 1,722,685	\$ 1,808,819	\$ 1,899,260	\$ 1,994,223	\$ 2,093,934	
Supplies & Material	\$ 299,352	\$ 337,714	\$ 439,262	\$ 461,225	\$ 484,286	\$ 508,501	\$ 533,926	\$ 560,622	
Other Purchased Services	\$ 26,675	\$ 22,592	\$ 26,020	\$ 27,321	\$ 28,687	\$ 30,121	\$ 31,627	\$ 33,209	
Landfill Costs	\$ 1,026,758	\$ 1,019,092	\$ 1,062,800	\$ 1,115,940	\$ 1,171,737	\$ 1,230,324	\$ 1,291,840	\$ 1,356,432	
Travel	\$ 21	\$ -	\$ -	\$ -	\$ -	\$ -	\$ -	\$ -	
Internal Serv Chrgs- Vehicle & Equip Maintenance	\$ 406,661	\$ 442,285	\$ 463,933	\$ 487,130	\$ 511,486	\$ 537,060	\$ 563,913	\$ 592,109	
Internal Serv Chrgs - Other	\$ 334,420	\$ 337,824	\$ 370,993	\$ 389,543	\$ 409,020	\$ 429,471	\$ 450,944	\$ 473,492	
Debt Service	\$ 267,469	\$ 251,849	\$ 247,798	\$ -	\$ -	\$ -	\$ -	\$ -	
Capital Outlay	\$ 193,270	\$ 254,303	\$ -	\$ 95,000	\$ 506,000	\$ 506,000	\$ 506,000	\$ 506,000	
Total Expenses	\$ 4,023,188	\$ 4,284,557	\$ 4,251,458	\$ 4,298,843	\$ 4,920,035	\$ 5,140,737	\$ 5,372,474	\$ 5,615,797	
Revenues Over (Under) Expenses	\$ 191,852	\$ 3,382	\$ 139,041	\$ 366,238	\$ (22,050)	\$ 1,797	\$ 19,837	\$ 46,129	
Adjustment to receivables / payables/ restricted cash	\$ -	\$ -	\$ -	\$ -	\$ -	\$ -	\$ -	\$ -	
Ending Unrestricted Cash Balance	\$ 510,142	\$ 513,524	\$ 652,565	\$ 1,018,803	\$ 996,753	\$ 998,550	\$ 1,018,387	\$ 1,064,516	

## COMMERCIAL RATES MONTHLY

	CURRENT	PROPOSED
96 Gallon	\$ 22.80	\$ 25.10
300 Gallon	\$ 27.30	\$ 30.00
1.5 yard	\$ 38.60	\$ 42.45
2 yard	\$ 46.10	\$ 50.70
3 yard	\$ 66.20	\$ 72.80
4 yard	\$ 88.20	\$ 97.00
6 yard	\$ 131.20	\$ 144.30
8 yard	\$ 174.20	\$ 191.60
Cardboard Recycling	\$ 20.00	\$ 22.00
Vacant Business—Once a month pick up	\$ 5.00	\$ 5.00
<b>DROP BOX (PER PICK-UP)</b>		
3 yard construction dumpster	\$ 52.00	\$ 58.00
10 yard concrete dumpster (plus rental & disposal	N/A	\$ 185.00
20 yard construction dumpster	\$ 299.00	\$ 329.00
30 yard construction dumpster	\$ 337.00	\$ 370.00
40 yard construction dumpster	\$ 370.00	\$ 407.00
30 yard compacted (plus disposal charge)	\$ 213.00	\$ 234.00
40 yard compacted (plus disposal charge)	\$ 213.00	\$ 234.00
Flat Rate Surcharge (overweight containers)	\$ 105.00	\$ 115.00
Dry Run Fee	\$ 50.00	\$ 55.00
Per Day Rental Fees	\$ 2.00	\$ 2.00

## RESIDENTIAL RATES

### MONTHLY

<u>RESIDENTIAL</u>	<u>CURRENT</u>	<u>PROPOSED</u>
Regular 96 Gallon	\$ 13.65	\$ 15.00
Duplex (\$15.00 per unit)	\$ 27.30	\$ 30.00
Triplex (\$15.00 per unit)	\$ 40.95	\$ 45.00
Additional 96 Gallon	\$ 7.70	\$ 8.50
Senior Citizen	\$ 9.57	\$ 10.50
Extra PU 96 Gallon	\$ 11.00	\$ 15.00
Extra PU 300 Gallon	\$ 17.00	\$ 21.00
Plus Extra's – per minute	\$ 5.00	\$ 7.00
Large Appliances	\$ 16.00	\$ 20.00
Large Appliances with Freon	\$ 54.00	\$ 60.00
Special Services – Dumpster Cleaning		
Residential Dumpster	N/A	\$ 15.00
Commercial Dumpster	N/A	\$ 50.00
Compactors/Receiver Box	N/A	\$ 100.00

## City Residential Customers Breakdown By Container Size

Container	Customers	Percentage
96 gallon	13,636	81.5%
96 gallon extra	448	2.7%
Seniors	2,145	12.8%
65 gallon	2	.001%
Duplex	393	2.4%
Triplex	97	.60%
Total	16,721	100.00%

## City Commercial Customers Breakdown By Container Size

Container	Customers	Percentage
96 gallon	231	15.80%
300 gallon	67	4.60%
1.5 yard	224	5.20%
2 yard	192	3.20%
3 yard	411	28.10%
4 yard	37	2.50%
6 yard	46	3.10%
8 yard	10	.66%
96 additional	16	1.10%
Vacant Business	11	.76%
Cardboard	94	6.40%
Misc. Construction	122	8.50%
Total	1,461	100.00%

## Previous Residential 96 Gallon Rate Increases

Year	Residential Rate	Residential Increase
2011	\$ 9.96/mo.	\$0
2012	\$ 9.96/mo.	\$0
2013	\$ 9.96/mo.	\$0
2014	\$10.96/mo.	\$1.00/mo.
2015	\$11.51/mo.	\$0.55/mo.
2016	\$11.51/mo.	\$0
2017	\$12.09/mo.	\$0.58/mo.
2018	\$12.09/mo.	\$0
2019	\$12.70/mo.	\$0.61/mo.
2020	\$13.65/mo.	\$0.95/mo.
2021	\$13.65/mo.	\$0

10 year average annual increase: \$ .36

## SANITATION LANDFILL

YEAR	MWS/REPUBLIC LANDFILL RATE	TONNAGE	TOTAL FEES PAID TO REPUBLIC
1992	\$14.31	25,992	\$371,946
1997	\$16.49	31,369	\$517,275
2002	\$18.88	38,266	\$722,468
2007	\$20.98	33,634	\$705,644
2012	\$23.05	37,747	\$870,109
2017	\$25.61	35,138	\$885,484
2018	\$26.64	33,704	\$787,782 Some paid 2019
2019	\$27.35	33,422	\$1,001,077
2020	\$27.98	36,873	\$1,018,742
2021	\$28.37	36,121	\$1,015,358
2022	\$30.31	22,343 thru Feb	\$640,206 thru Feb

### Current Statewide Rates

PUBLIC	MONTHLY RESIDENTIAL RATE	COMPETITION	LANDFILL FEE PER TON	OWN LANDFILL
Bozeman	\$26.73	YES	\$27.00 Regular \$48.00 Construction Material	NO
Havre	\$16.33	NO	\$22.00 Landfill	NO
Kalispell	\$15.97	YES	\$31.05	NO
Helena	\$14.68	NO	\$56.75 Transfer Stn \$26.00 Landfill City Only	NO
Great Falls	\$13.65	YES	\$30.31	NO
Billings	\$11.82	NO	\$22.00 Other Towns/County \$33.00	YES
PRIVATE	MONTHLY RESIDENTIAL RATE	COMPETITION	LANDFILL FEE PER TON	OWN LANDFILL
Republic Services Missoula (2021)	\$34.17	NO	\$62.96 (2019)	YES
Republic Services Bozeman (2019)	\$25.68	YES	\$27.00	NO
Evergreen Kalispell (2019)	\$15.95	YES	\$31.05	NO
Republic Services Outside GF 2021	\$20.91	NO	\$36.00	YES
Republic Services Great Falls 2022	\$13.34	YES	\$36.00	YES



**Any Questions?**