



CITY COUNCIL WORKSESSION AGENDA

Monday, May 12, 2025

4:00 PM

CALL TO ORDER: Pursuant to due notice and call thereof, a Worksession meeting of the Grand Rapids City Council will be held on Monday, May 12, 2025 at 4:00 PM in the City Hall Council Chambers, 420 North Pokegama Avenue, Grand Rapids, Minnesota.

ROLL CALL:

BUSINESS:

1. Visit Grand Rapids - Megan Christianson

DEPARTMENT HEAD REPORT:

2. Fire Department - Fire Chief Travis Cole

REVIEW OF REGULAR AGENDA:

ADJOURN:

Attest: Kimberly Gibeau, City Clerk

2023 leisure & hospitality industry data

MINNESOTA TOTAL

- Gross Sales: \$19.9 billion
 - » Up 8.7% from 2022 and up 20.1% from 2019
- State Sales Tax: \$1.3 billion
- Employment: 266,000
 - » Up 4.3% from 2022 and down 3.5% from 2019

Northwest region			
County	Gross Sales	State Sales Tax	Employment
Becker	\$105,966,814	\$6,874,743	1,791
Beltrami	\$131,231,878	\$8,539,824	2,300
Cass	\$173,100,011	\$10,665,061	2,193
Clay	\$108,293,117	\$6,937,855	1,942
Clearwater	\$8,517,958	\$572,085	150
Hubbard	\$50,668,664	\$3,407,099	842
Kittson	\$3,165,694	\$187,627	NA
Lake of the Woods	\$49,600,285	\$2,644,474	478
Mahnomen	\$16,708,834	\$1,084,237	89
Marshall	\$6,088,687	\$449,232	124
Norman	\$4,170,386	\$283,555	68
Pennington	\$34,820,900	\$2,214,076	597
Polk	\$62,593,225	\$3,868,307	942
Red Lake	\$2,549,481	\$187,958	89
Roseau	\$27,921,712	\$1,770,580	446
Wilkin	\$4,308,606	\$309,480	73
Region Total	\$789,706,252	\$49,996,193	12,124

Item 1.

Northeast region			
County	Gross Sales	State Sales Tax	Employment
Carlton	\$77,721,048	\$4,878,383	1,021
Cook	\$88,413,748	\$5,796,983	829
Itasca	\$101,548,580	\$6,451,184	1,527
Kanabec	\$22,063,130	\$1,372,503	350
Koochiching	\$48,741,904	\$2,909,158	639
Lake	\$48,348,302	\$3,192,861	726
Pine	\$77,399,554	\$4,407,005	1,178
St. Louis	\$711,888,550	\$46,058,890	10,812
Region Total	\$1,176,124,816	\$75,066,967	17,082
Minneapolis-St. Paul area			
County	Gross Sales	State Sales Tax	Employment
Anoka	\$837,096,786	\$53,931,645	13,124
Carver	\$296,249,107	\$18,946,605	4,617
Chisago	\$99,917,808	\$6,576,527	1,783
Dakota	\$1,291,416,446	\$83,102,506	18,785
Hennepin	\$6,693,546,667	\$418,971,551	79,852
Isanti	\$61,048,792	\$4,142,356	1,178
Ramsey	\$2,767,014,983	\$177,307,906	27,960
Scott	\$546,523,158	\$29,938,044	6,992
Washington	\$800,244,988	\$51,714,142	12,148
Wright	\$268,788,236	\$18,169,916	5,302
Region Total	\$13,661,846,971	\$862,801,198	171,741

Notes: State total does not equal the sum of counties or regions because some data is withheld to avoid disclosure

Sources: Minnesota Department of Revenue; U.S. Bureau of Labor Statistics

Southern region			
County	Gross Sales	State Sales Tax	Employment
Big Stone	\$6,779,908	\$486,066	109
Blue Earth	\$257,455,139	\$16,421,810	4,525
Brown	\$47,858,427	\$3,151,569	1,104
Chippewa	\$19,989,437	\$1,360,942	361
Cottonwood	\$15,130,525	\$970,460	308
Dodge	\$17,412,575	\$1,143,563	451
Faribault	\$12,923,327	\$893,815	272
Fillmore	\$28,008,574	\$1,915,054	646
Freeborn	\$66,371,591	\$4,371,967	1,178
Goodhue	\$123,636,357	\$7,499,915	2,142
Houston	\$18,695,859	\$1,173,394	349
Jackson	\$14,531,933	\$976,435	254
Lac Qui Parle	\$6,086,590	\$425,867	117
Le Sueur	\$41,506,663	\$2,653,426	587
Lincoln	\$5,584,885	\$404,062	114
Lyon	\$71,638,323	\$4,738,181	1,072
Martin	\$48,783,177	\$3,231,518	883
Mower	\$70,756,108	\$4,660,135	1,297
Murray	\$8,559,666	\$619,282	163
Nicollet	\$53,012,753	\$3,581,317	965
Nobles	\$38,761,334	\$2,560,166	678
Olmsted	\$627,702,279	\$40,131,510	9,412
Pipestone	\$12,911,201	\$900,666	300
Redwood	\$29,981,562	\$2,080,808	367
Renville	\$11,857,166	\$844,628	210
Rice	\$158,044,178	\$9,051,126	2,529
Rock	\$13,829,305	\$953,453	227
Sibley	\$9,900,179	\$706,890	143

Steele	\$84,610,511	\$5,686,123	1,503
Swift	\$10,764,609	\$746,179	224
Traverse	\$2,168,013	\$144,697	41
Wabasha	\$35,277,381	\$2,323,833	642
Waseca	\$24,226,512	\$1,609,802	450
Watonwan	\$10,529,323	\$713,386	242
Winona	\$120,627,270	\$7,499,975	2,793
Yellow Medicine	\$17,550,135	\$762,556	238
Region Total	\$2,143,462,775	\$137,394,576	36,896
Central region			
County	Gross Sales	State Sales Tax	Employment
Aitkin	\$33,943,500	\$2,317,913	623
Benton	\$68,763,385	\$4,293,091	1,212
Crow Wing	\$347,666,194	\$21,465,880	4,633
Douglas	\$131,341,397	\$8,621,419	2,205
Grant	\$3,563,182	\$216,783	51
Kandiyohi	\$129,958,400	\$8,215,198	1,930
McLeod	\$56,437,925	\$3,829,011	1,248
Meeker	\$23,048,839	\$1,559,107	474
Mille Lacs	\$69,343,064	\$3,886,730	925
Morrison	\$62,562,445	\$4,277,307	1,087
Otter Tail	\$132,782,693	\$8,735,887	2,169
Pope	\$19,306,665	\$1,312,205	342
Sherburne	\$151,902,195	\$9,936,730	2,853
Stearns	\$413,055,815	\$27,216,412	6,981
Stevens	\$18,966,055	\$1,294,810	401
Todd	\$27,616,658	\$1,795,792	482
Wadena	\$26,225,132	\$1,471,487	390
Region Total	\$1,716,483,544	\$110,445,762	28,006

WWW.VISITGRANDRAPIDS.COM

2024 WEBSITE DATA*

NEW USERS
167,292
AVG PAGE VIEWS
1.6

TOTAL SESSIONS
207,638
AVG SESSION DURATION
1:55

USERS BY TYPE
69.9% mobile **23.8%** desktop
55.7% female **44.3%** male

TOP 10 PAGES VIEWED

1. Home
2. Places to Stay
3. Sweepstakes
4. Event Directory
5. Things to Do
6. Explore Outdoors
7. Monthly View Calendar
8. Last Minute Openings
9. Area Attractions
10. Places to Eat

TOP PAID SESSIONS

Google Organic	83,920
Google CPC Ads	53,452
Direct	32,018
BING Organic	3,524
Facebook Mobile	1,948
Star Tribune E-Blast	1,933
Yahoo Organic	1,709
Star Tribune Social Clicks	1,346
Star Tribune Banner	1,209
Group Travel UTM	1,155

TOP 10 CITIES

Minneapolis
Chicago
NOT SET
Dallas
Grand Rapids
Warsaw
Cohasset
St.Paul
New York
Duluth

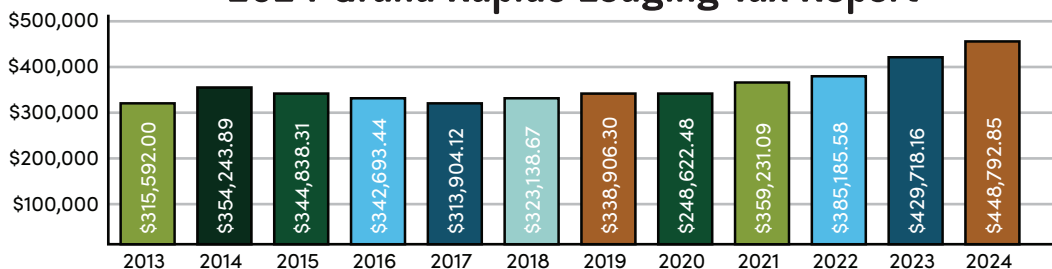
TOP 10 STATES

Minnesota
Illinois
Texas
Wisconsin
Iowa
Michigan
North Dakota
Missouri
New York
NOT SET

*Monthly SEO, and Paid PPC and Google Adwords by: Sandpieper Designs.

GOOGLE AD
DATA ANNUAL REVIEW
Total Ad Impressions
5,719,739
Total Google Ad Clicks
92,984
Avg. Cost Per Click
.10

2024 Grand Rapids Lodging Tax Report



The **NUMBER ONE REASON** people come here to vacation is **OUTDOOR RECREATION.**

The **TOP LOCATION** that visitors enjoy **OUTDOOR RECREATION** is the **CHIPPEWA NATIONAL FOREST.**

TOP OUTDOOR REC LOCATIONS

1. Chippewa National Forest
2. Tioga Recreation Area
3. Scenic State Park
4. Legion Park & Trail
5. Sugar Hills Cross Country Ski Trails

TOP CITIES VISITORS FROM

1. Mnpls/St Paul & Suburbs
2. Duluth, MN/Superior/WI
3. Fargo/Grand Forks, ND
4. Rochester, MN/Mason City, IA
5. Chicago, IL Suburbs

PLACES VISITORS SPEND TIME

1. Outdoor Recreation
2. Accomodations
3. Attractions
4. Restaurants
5. Arts/Entertainment/Attractions & Campground

WHAT THEY SPEND MONEY ON

1. Food
2. Gas
3. Retail
4. Accomodations
5. Entertainment/Attractions/Events Dam & Campground

Average SPEND BY VISITORS while here on vacation is \$187/4 on.

TOURISM IS VITAL IN MINNESOTA

Item 1.

In 2023, visitor spending saved each Minnesota household \$1,002 in state and local taxes.

Explore Minnesota has developed a comprehensive model to quantify Minnesota’s visitor economy and better detail the far-reaching impacts of visitor spending.

Scan the QR code for a complete report by Tourism Economics.



NE MINNESOTA TOURISM ECONOMIC IMPACT

County	Gross Sales	State Sales Tax	Employment
Carlton	\$77,721,048	\$4,878,383	1,021
Cook	\$88,413,748	\$5,796,983	829
Itasca	\$101,548,580	\$6,451,184	1,527
Kanabec	\$22,063,130	\$1,372,503	350
Koochiching	\$48,741,904	\$2,909,158	639
Lake	\$48,348,302	\$3,192,861	726
Pine	\$77,399,554	\$4,407,005	1,178
St. Louis	\$711,888,550	\$46,058,890	10,812
Region Total	\$1,176,124,816	\$75,066,967	17,082

STATE OF MINNESOTA

- 80.2 Million Visitors
- \$14.1 Billion in Gross Sales
- \$2.3 Billion in Sales Tax
- 180,473 Employed

2024 BOARD OF DIRECTORS & STAFF

- Dan Tembruell** President Nevaeh Properties
Lewis Kellin Past-President Hotel Rapids
Grant Prokop Vice President
Thousand Grand Lakes Sporting Goods
Rhonda Lambrecht Secretary/Treasurer
Rising Eagle Resort
Kris Ives Timberlake Lodge
Tim Oxborough Sugar Lake Lodge
Jeff Johns MN Historical Society
Sara Thompson Itasca Land Department
Megan Christianson Executive Director since 2012

TOURISM IS VITAL AND VIBRANT IN THE GRAND RAPIDS, MN AREA.



Visit Grand Rapids does this through conducting destination marketing to attract new visitors to vacation here. Funding for this comes from 3% lodging tax that is paid by visitors when they stay overnight, NOT local taxpayers. The following lodging properties collect lodging tax to be a part of the collective destination marketing conducted by Visit Grand Rapids.

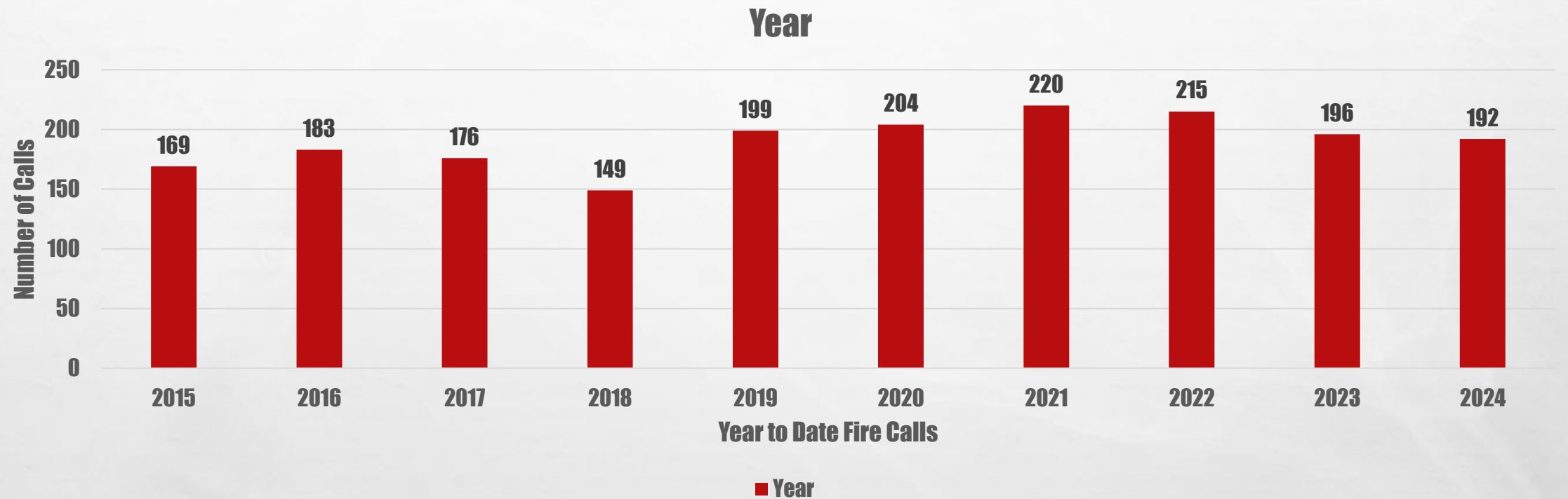
- AmericInn by Wyndham
- Best Western Plus
- Birch Bay Resort
- Bowstring Shores Resort
- Brewed Air B&B
- Camp Hiwatha
- Country Inn & Suites by Radisson

- Doc House
- Eagle Lake Retreat House
- Firefly Cabin
- First Avenue Suite
- Forest Lake Motel
- Green Heron Bed & Breakfast
- Hotel Rapids
- IM Hotel
- Itasca Trails Campground
- Itasca Motel

- Jessie View Resort
- Lake & Co.
- Loon Point Resort
- Loon's Landing
- Malbay Estates
- McKinney Lake Retreat
- Moose Lake Resort
- Moose Point
- Moose Point Look Out
- My Place Hotel

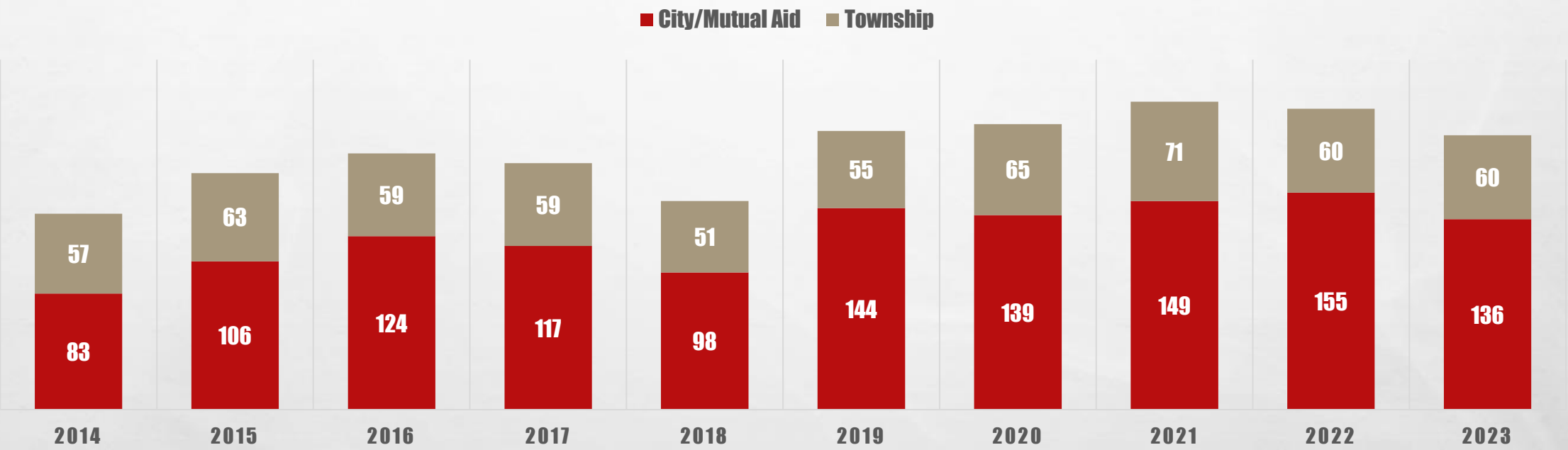
- Pokegama Lake Resort
- Rising Eagle Resort
- Sugar Lake Lodge
- The Hideaway
- Timberlake Lodge
- Tioga Basecamp
- Two Rivers RV Park & Campground
- West Pines Motel
- White Pine Lake Home
- Wildwood Resort

MISSION STATEMENT: To generate a positive economic impact through destination marketing, and tourism and hospitality advocacy in the greater Grand Rapids, Minnesota area.



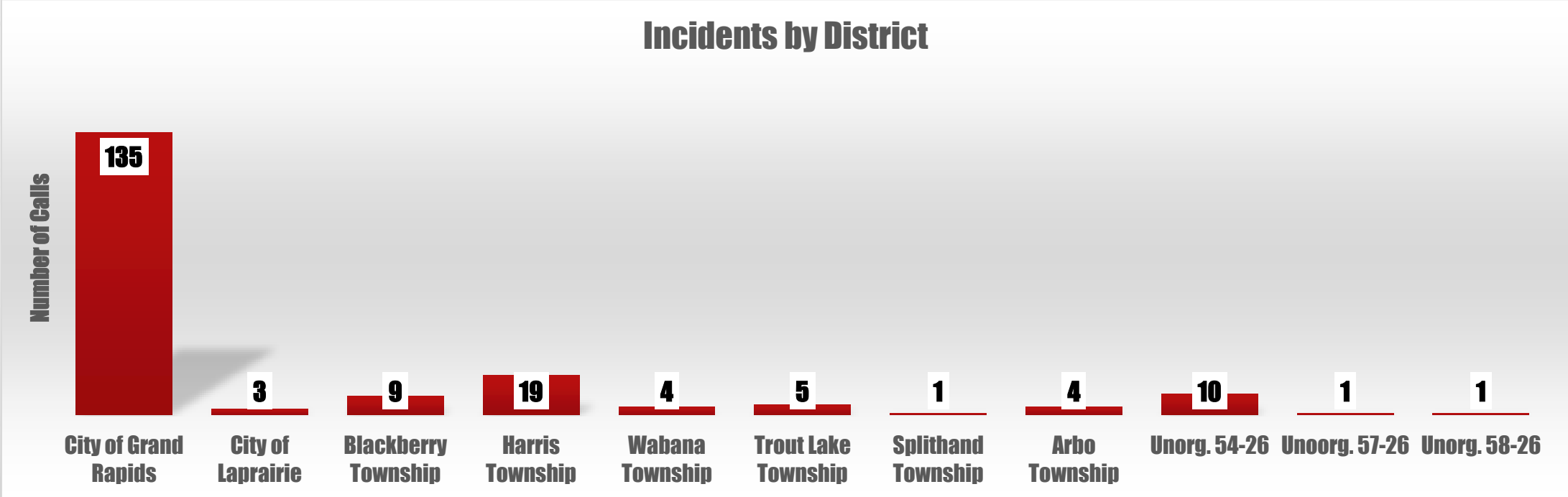
10 YEAR CALL VOLUME FROM

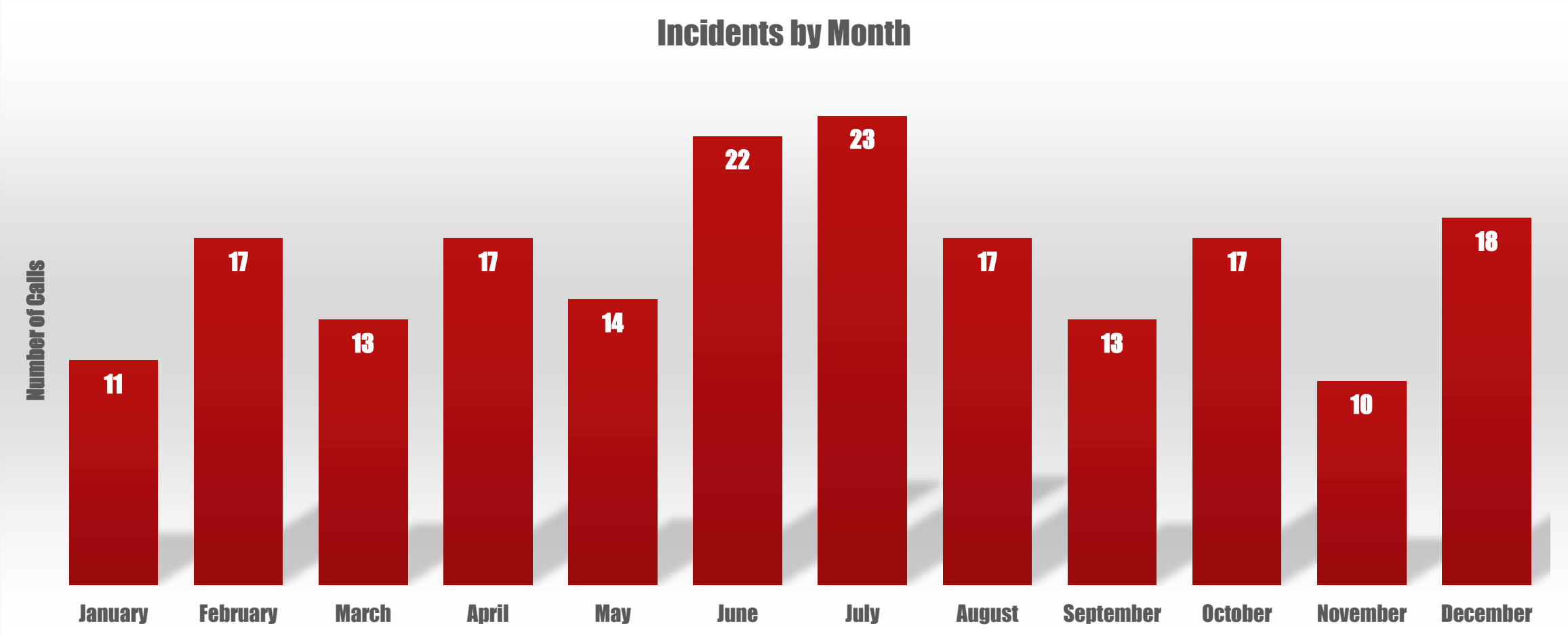
CITY/MUTUAL AID COMPARED TO TOWNSHIP CALLS



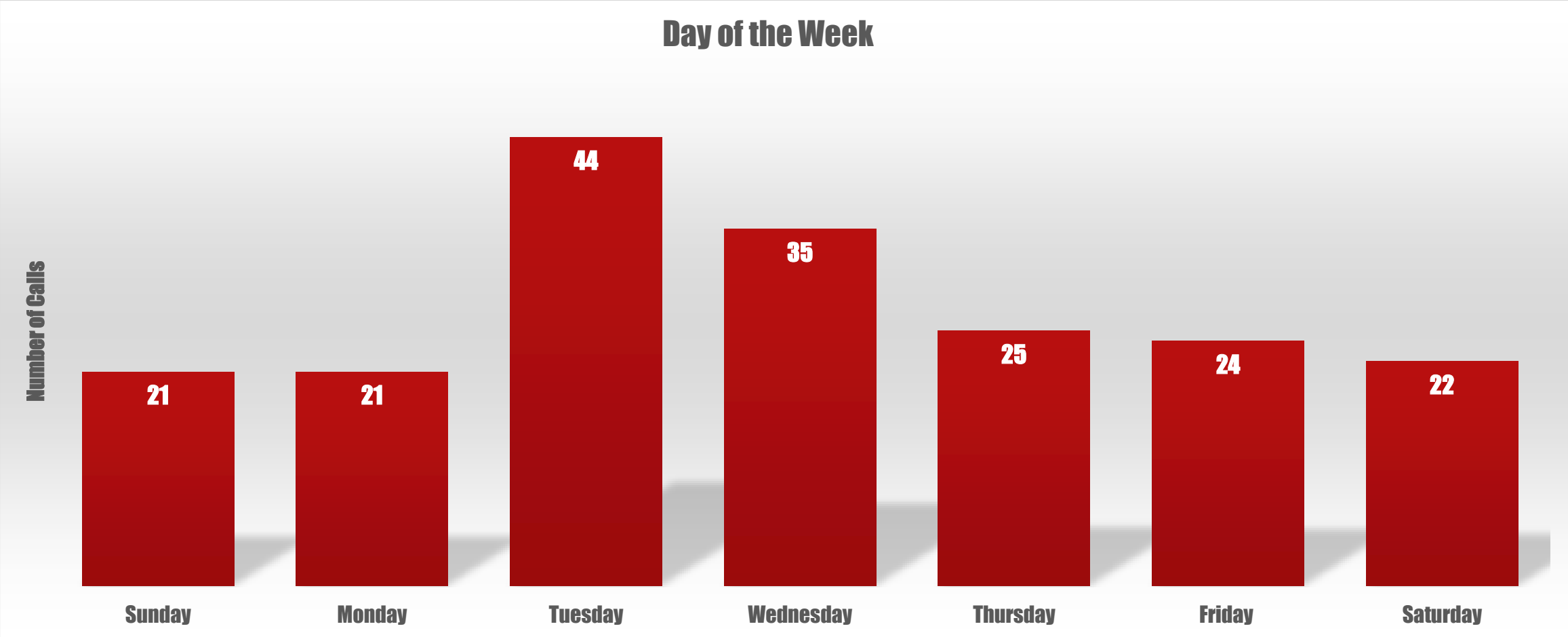
COMPARISON OF CITY TO TOWNSHIP CALLS FOR THE LAST 10 YEARS

INCIDENTS BY DISTRICT





INCIDENTS BY MONTH



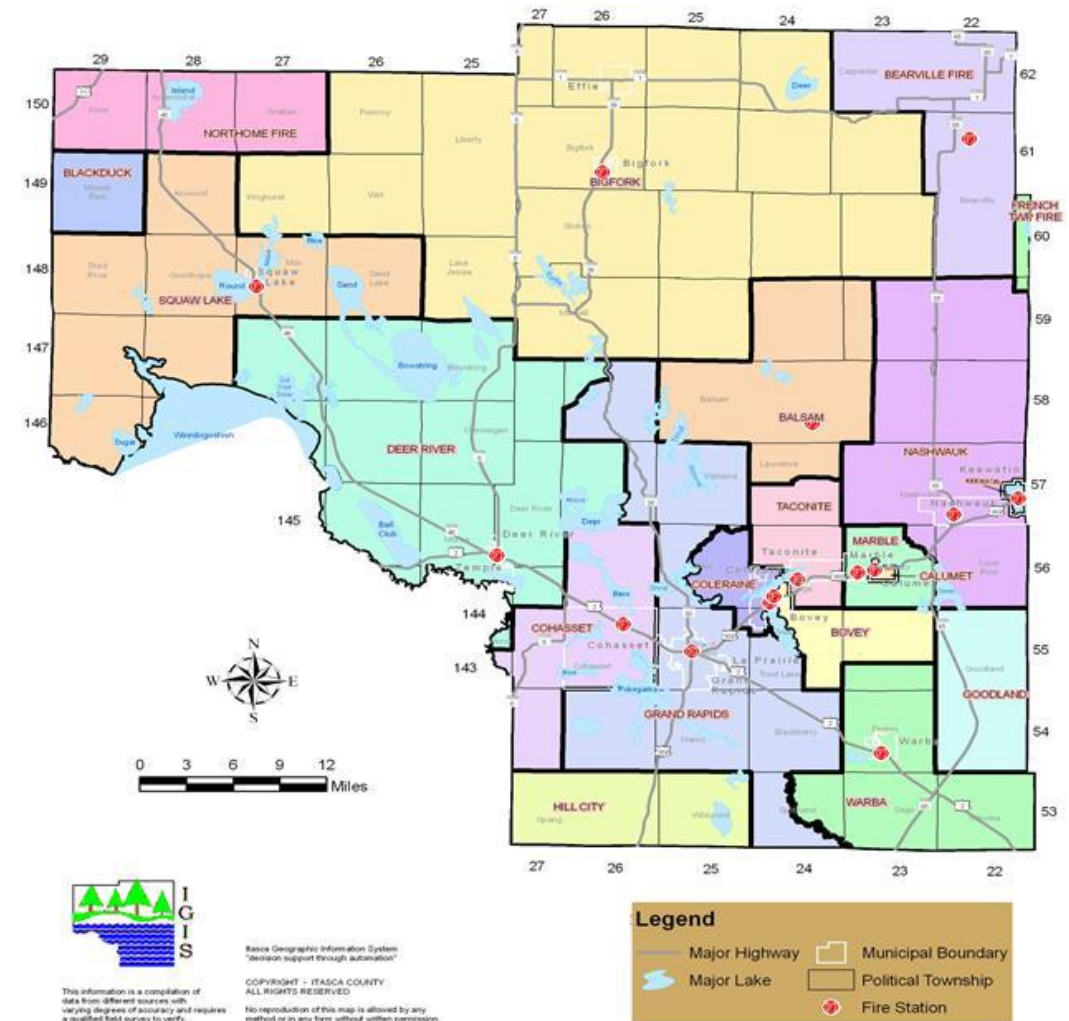
INCIDENTS BY DAY OF WEEK

CITIES AND TOWNSHIPS SERVED

- CITY OF GRAND RAPIDS
- CITY OF LAPRAIRIE
- BLACKBERRY TOWNSHIP
- HARRIS TOWNSHIP
- WABANA TOWNSHIP
- TROUT LAKE TOWNSHIP
- SPLITHAND TOWNSHIP
- ARBO TOWNSHIP
- UNORG. 54-26
- UNORG. 57-26
- UNORG. 58-26

Itasca County Fire Department Coverage Areas

Item 2.



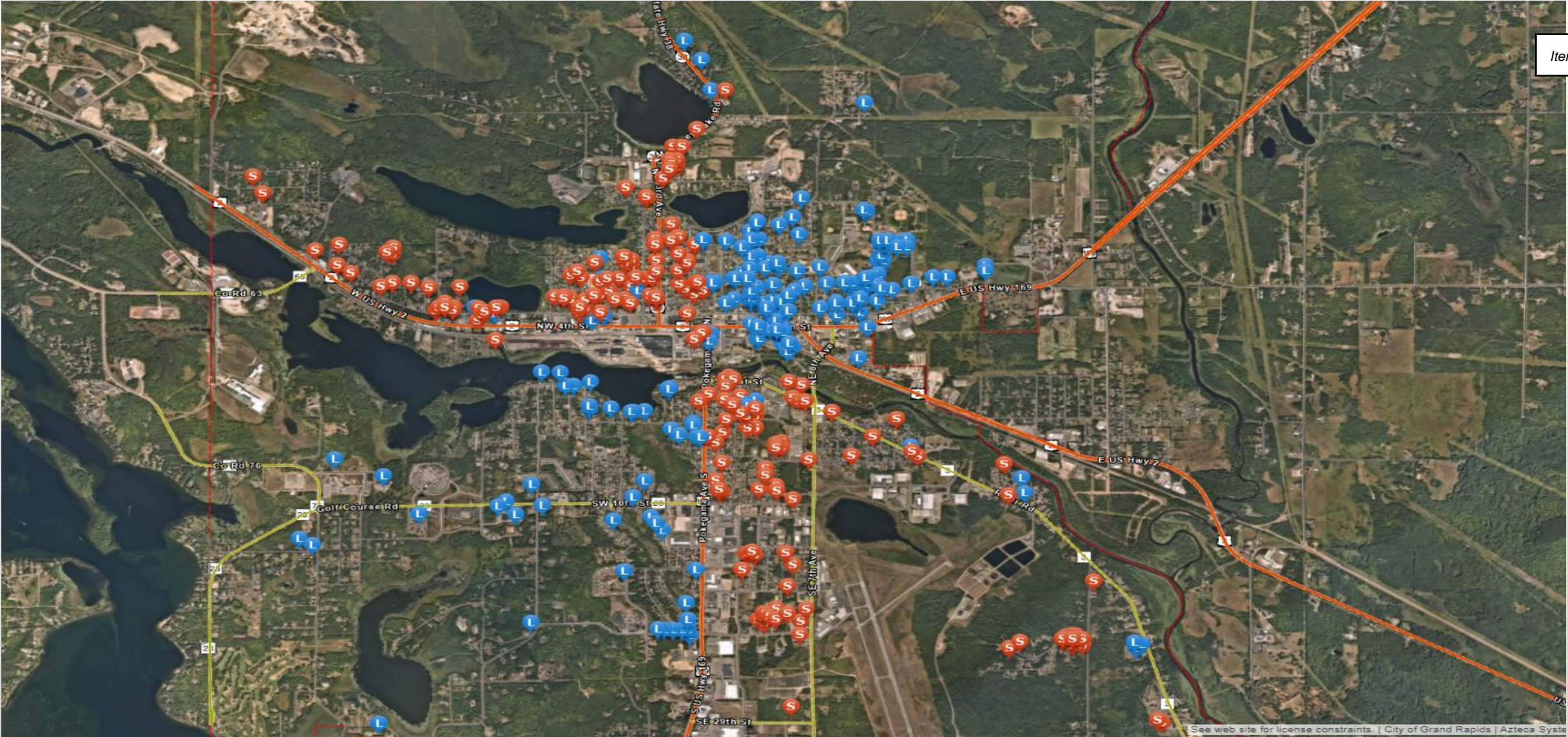
RENTAL / FIRE FIGHTERS

- **TWO PRIMARY FUNCTIONS ARE RENTAL INSPECTIONS AND RESPONDING TO EMERGENCY CALLS.**
- **CURRENTLY 435 REGISTERED STRUCTURES WITH APPROX. 2152 RENTAL UNITS.**
- **187 TOTAL INSPECTIONS IN 2024.**
- **LANCE KUSCHEL OBTAINED LIMITED BUILDING OFFICIAL LICENSE**
- **SHAWN TAKES HIS TEST AT THE END OF THE MONTH**



Item 2.





Location of Rental Licenses

NEW FIRE CAPTAIN


LANCE KUSCHEL

Item 2.



TYPES OF CALLS

- **STRUCTURE FIRES**
- **VEHICLE OR OFF ROAD/HEAVY EQUIPMENT FIRES**
- **ALARM CALLS**
- **MOTOR VEHICLE ACCIDENTS**
- **CO CALLS**
- **GAS LEAKS**



Item 2.

DRILLS...

UTILIZED \$7500 IN MBFTE TRAINING DOLLARS

ROPE RESCUE

CONFINED SPACE

EXTRICATION DRILLS

PUMP TRAINING

PHYSICAL AGILITY COURSES

OVER 110 HOURS PER YEAR OF DRILLS AND MEETINGS PER FF. 3 HOURS EVERY 2ND, 3RD, AND 4TH TUESDAY OF THE MONTH.



Item 2.

HAZMAT TEAM

HAZMAT TRAININGS THROUGHOUT YEAR
5 ATTENDED BALTIMORE HAZMAT CONFERENCE
6 ATTENDED COLD ZONE CONFERENCE MN
COVERAGE IN 5 COUNTIES
WORKING ON NEW JPA CONTRACT



Item 2.



NEW EQUIPMENT

DECON WASHER

EXTRICATION EQUIPMENT

THERMAL CAMERAS

TECGEN FIRE FIGHTING GEAR

FIRE FIGHTER OF THE YEAR AND CHIEF MERITORIOUS AWARDS

- **JAIME TURNBULL VOTED BY FIRE MEMBERSHIP AS THE 2023 FIRE FIGHTER OF THE YEAR.**
- **PAUL MARTINETTO VOTED BY CHIEF OFFICERS AS THE 2023 CHIEF MERITORIOUS AWARD WINNER.**





Item 2.

COMMUNITY EVENTS

- 2024 OPEN HOUSE
- SANTA ON THE FIRE TRUCK
- NATIONAL NIGHT OUT
- SAFETY CAMP
- NUMEROUS FIRE EDUCATION VISITS AT FIRE HALL
- PARADES

COMMUNITY INVOLVEMENT

- **HELP ASSIST IN DUMPING WATER AT CRYSTAL SPRINGS HOCKEY RINK**
- **CHILDRENS FIRST**
- **SCHOOL VISITS/DARE END OF YEAR EVENTS**
- **HIGH SCHOOL STATE TOURNAMENT ESCORTS**
- **PAINTING JIM GIBEAU HOCKEY RINK IN LAPRAIRE**



Item 2.



FIRE VS LAW HOCKEY GAME 2024

- **COMMUNITY HOCKEY GAME BETWEEN ITASCA FIRE DEPARTMENTS VS ITASCA LAW ENFORCEMENT.**
- **FREE WILL DONATION WITH MONIES RAISED GOING TO SUPPORT SCHOLARSHIPS FOR STUDENTS WHO RELATIVES SERVED AS AN ITASCA COUNTY FF.**
- **NEXT GAME WILL BE HELD IN AUGUST AT YANMAR ARENA**



Item 2.

STAND-BY COVERAGES


**MINIMUM CREW OF AND OFFICER, PUMP OPERATER
AND 4 FIRE FIGHTERS DEDICATED TO BE IN TOWN
READY FOR ALL RESPONSES.**

- **FISHING OPENER**
- **MEMORIAL DAY**
- **JULY 4TH**
- **LABOR DAY**
- **DEER OPENER**



UPCOMING 2025..

- RESPONDED TO 12 STRUCTURE FIRES ALREADY THIS YEAR!
- HAZMAT TECH CLASSES FOR 11 FFS
- HAZMAT TECH REFRESHER
- POLICE AND FIRE HOCKEY GAME IN AUGUST
- COMPLETING ALL HOTEL INSPECTIONS FOR OUR SFM DELEGATION.
- ATTEND FSAC COMMITTEE MEETING AT STATE CAPITOL FOR ASK OF NEW HAZMAT TRUCK
- TRAINING RENTAL INSPECTORS TO HELP WITH BUILDING PERMITS AND INSPECTIONS FOR MINOR PROJECTS



OFFICERS-C1 THROUGH C6

- **C1-TRAVIS COLE (CHIEF)**
- **C2-JOHN LINDER (1ST ASST)**
- **C3-SHAWN GRAEBER (2ND ASST)**
- **C4-BRUCE BAIRD (CAPTAIN)**
- **C5-LANCE KUSCHEL (CAPTAIN)**
- **C6-ANDY HORTON (SAFETY)**



THANK YOU TO MY STAFF...



Grand Rapids Fire	Department	Years of Service	As of	4/28/2025
Name	Rank	Hire Date	Years of Service	
Kortekaas, Adam	Firefighter	7/10/2001	23 years 9 months 18 days	
Graeber, Shawn	2nd Asst Chief	1/15/2002	23 years 3 months 13 days	
Linder, John	1nd Asst Chief	1/13/2004	21 years 3 months 15 days	
Gibeau, James	Firefighter	7/12/2005	EOW-15 years 8 months 12 days	
Horton, Andrew	Safety Officer	10/25/2005	19 years 6 months 3 days	
Keech, Chad	Firefighter	5/1/2007	17 years 11 months 27 days	
Cole, Travis	Chief	8/12/2008	16 years 8 months 16 days	
Baird, Bruce	Captain	8/12/2008	16 years 8 months 16 days	
*Ingle, Jeff	Firefighter	8/15/2009	15 years 8 months 13 days	
Foss, Thomas	Firefighter	11/15/2010	14 years 5 months 13 days	
Gaalaas, Karl	Firefighter	5/15/2012	12 years 11 months 13 days	
Troumbly, Chad	Hazmat Lead	1/29/2013	12 years 2 months 30 days	
Barsness, Jake	Firefighter	7/28/2014	10 years 9 months 0 days	
Clifton, Tony	Firefighter	2/15/2015	10 years 2 months 13 days	
Kuschel, Lance	Captain	3/3/2015	10 years 1 months 25 days	
Thayer, Bill	Firefighter	11/10/2015	9 years 5 months 18 days	
Richter, Will	Firefighter	6/9/2016	8 years 10 months 19 days	
Smith, Heath	Firefighter	8/1/2016	8 years 8 months 27 days	
Morlan, Nate	Maintenance	8/24/2016	8 years 8 months 4 days	
Cook, Jeff	Firefighter	4/11/2017	8 years 0 months 17 days	
Martinson, Sean	Firefighter	6/13/2017	7 years 10 months 15 days	
Moran, Ashley	Firefighter	6/13/2017	7 years 10 months 15 days	
Grigsby, Connor	Firefighter	8/29/2017	7 years 7 months 30 days	
Gambill, Jeremy	Hazmat Assistant	4/9/2018	7 years 0 months 19 days	
Martinetto, Paul	Firefighter	4/9/2018	7 years 0 months 19 days	
Haucke, Cody	Firefighter	10/9/2018	6 years 6 months 19 days	
Karkela, Sam	Firefighter	5/27/2019	5 years 11 months 1 days	
Flaherty, Patrick	Firefighter	7/14/2020	4 years 9 months 14 days	
Kubeczko, Kevin	Firefighter	7/14/2020	4 years 9 months 14 days	
Arford, Matt	Firefighter	2/15/2022	3 years 2 months 13 days	
Turnbull, Jaime	Firefighter	2/15/2022	3 years 2 months 13 days	
Zach Morse	Firefighter	11/28/2023	1 years 5 months 0 days	
Jack Hoover	Firefighter	11/28/2023	1 years 5 months 0 days	

Item 2.