



CITY of ESCONDIDO

COUNCIL MEETING AGENDA

WEDNESDAY, JUNE 05, 2024

4:00 PM - Closed Session (Parkview Conference Room)

5:00 PM - Regular Session

Escondido City Council Chambers, 201 North Broadway, Escondido, CA 92025

WELCOME TO YOUR CITY COUNCIL MEETING

We welcome your interest and involvement in the legislative process of Escondido. This agenda includes information about topics coming before the City Council and the action recommended by City staff.

MAYOR

Dane White

DEPUTY MAYOR

Christian Garcia (District 3)

COUNCILMEMBERS

Consuelo Martinez (District 1)

Joe Garcia (District 2)

Michael Morasco (District 4)

CITY MANAGER

Sean McGlynn

CITY ATTORNEY

Michael McGuinness

CITY CLERK

Zack Beck

HOW TO WATCH

The City of Escondido provides three ways to watch a City Council meeting:

In Person



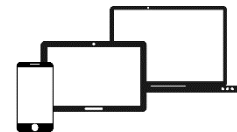
201 N. Broadway

On TV



Cox Cable Channel 19 and U-verse Channel 99

Online



www.escondido.gov



CITY of ESCONDIDO

COUNCIL MEETING AGENDA

WEDNESDAY, JUNE 05, 2024

HOW TO PARTICIPATE

The City of Escondido provides two ways to communicate with the City Council during a meeting:

In Person



Fill out Speaker Slip and Submit to City Clerk

In Writing



<https://escondido-ca.municodemeetings.com>

ASSISTANCE PROVIDED

If you need special assistance to participate in this meeting, please contact our ADA Coordinator at 760-839-4869. Notification 48 hours prior to the meeting will enable the city to make reasonable arrangements to ensure accessibility. Listening devices are available for the hearing impaired – please see the City Clerk.





CITY of ESCONDIDO

COUNCIL MEETING AGENDA

WEDNESDAY, JUNE 05, 2024

CLOSED SESSION

4:00 PM

CALL TO ORDER

1. Roll Call: C. Garcia, J. Garcia, Martinez, Morasco, White

ORAL COMMUNICATIONS

In addition to speaking during particular agenda items, the public may address the Council on any item which is not on the agenda provided the item is within the subject matter jurisdiction of the City Council. State law prohibits the Council from discussing or taking action on such items, but the matter may be referred to the City Manager/staff or scheduled on a subsequent agenda. Speakers are limited to only one opportunity to address the Council under Oral Communications.

CLOSED SESSION

1. **CONFERENCE WITH LABOR NEGOTIATORS (Government Code § 54957.6)**
 - a. Agency Representative: Sean McGlynn, City Manager, or designee Employee Organization: Escondido Police Officers' Association Non-Sworn Personnel Bargaining Unit

ADJOURNMENT



CITY of ESCONDIDO

COUNCIL MEETING AGENDA

WEDNESDAY, JUNE 05, 2024

REGULAR SESSION

5:00 PM Regular Session

MOMENT OF REFLECTION

City Council agendas allow an opportunity for a moment of silence and reflection at the beginning of the evening meeting. The City does not participate in the selection of speakers for this portion of the agenda, and does not endorse or sanction any remarks made by individuals during this time. If you wish to be recognized during this portion of the agenda, please notify the City Clerk in advance.

FLAG SALUTE

The City Council conducts the Pledge of Allegiance at the beginning of every City Council meeting.

CALL TO ORDER

Roll Call: C. Garcia, J. Garcia, Martinez, Morasco, White

CLOSED SESSION REPORT

ORAL COMMUNICATIONS

In addition to speaking during particular agenda items, the public may address the Council on any item which is not on the agenda provided the item is within the subject matter jurisdiction of the City Council. State law prohibits the Council from discussing or taking action on such items, but the matter may be referred to the City Manager/staff or scheduled on a subsequent agenda. Speakers are limited to only one opportunity to address the Council under Oral Communications.

CONSENT CALENDAR

Items on the Consent Calendar are not discussed individually and are approved in a single motion. However, Council members always have the option to have an item considered separately, either on their own request or at the request of staff or a member of the public.

1. AFFIDAVITS OF PUBLICATION, MAILING, AND POSTING (COUNCIL/RRB)



CITY of ESCONDIDO

COUNCIL MEETING AGENDA

WEDNESDAY, JUNE 05, 2024

2. APPROVAL OF WARRANT REGISTERS (COUNCIL)

Request approval for City Council and Housing Successor Agency warrant numbers:

- 383837 – 384083 dated May 15, 2024
- 384084 – 384325 dated May 22, 2024
- 384326 dated May 23, 2024

Staff Recommendation: Approval (Finance Department: Christina Holmes)

3. APPROVAL OF MINUTES: Regular Meetings of May 15, 2024 and May 22, 2024

4. WAIVER OF READING OF ORDINANCES AND RESOLUTIONS

5. EMPLOYEE BENEFITS INSURANCE BROKER SERVICES AMENDMENT

Request the City Council approve Resolution No. 2024-46 authorizing the Mayor to execute, on behalf of the City of Escondido (“City”), an amendment with HUB International Employee Benefits (“HUB”) as the City’s consultant to provide employee benefits insurance broker services for an additional 18 months.

Staff Recommendation: Approval (Human Resources Department: Jessica Perpetua, Director of Human Resources)

Presenter: Jessica Perpetua, Director of Human Resources

a) Resolution No. 2024-46

6. CHANGE ORDER NO. 1 TO PURCHASE ORDER AGREEMENT NO. 39598 INCREASING THE ANNUAL PURCHASE AMOUNT OF FERRIC SULFATE FOR THE ESCONDIDO-VISTA WATER TREATMENT PLANT

Request the City Council adopt Resolution No. 2024-59, authorizing the Director of Finance to execute a Change Order increasing the annual purchase order for Ferric Sulfate by \$200,000 (“Change Order”).

Staff Recommendation: Approval (Utilities Department: Angela Morrow, Interim Director of Utilities)

Presenter: Reed Harlan, Assistant Director of Utilities - Water

a) Resolution No. 2024-59



CITY of ESCONDIDO

COUNCIL MEETING AGENDA

WEDNESDAY, JUNE 05, 2024

7. GENERAL MUNICIPAL ELECTION – NOVEMBER 5, 2024

Request the City Council adopt Resolution No. 2024-49 and 2024-50, calling for and holding a General Municipal Election and requesting consolidation with the November 5, 2024, Statewide General Election.

Staff Recommendation: Approval (City Clerk's Office: Zack Beck, City Clerk)

Presenter: Zack Beck, City Clerk

a) Resolution No. 2024-49

b) Resolution No. 2024-50

CURRENT BUSINESS

8. COMMUNITY SURVEY RESULTS

Request the City Council receive and file the Community Survey Results.

Staff Recommendation: Receive and File (City Clerk's Office: Zack Beck, City Clerk)

Presenter: Zack Beck, City Clerk

WORKSHOPS

9. USER AND REGULATORY FEE STUDY WORKSHOP

Request the City Council provide direction regarding the results of the User and Regulatory Fee Study prepared by ClearSource.

Staff Recommendation: Provide Direction (Finance Department: Christina Holmes, Director of Finance)

Presenter: Christina Holmes, Director of Finance and Terry Madsen, President of ClearSource Financial Consulting

10. FIVE-YEAR CAPITAL IMPROVEMENT PROGRAM AND FISCAL YEAR 2024/25 CAPITAL IMPROVEMENT PROGRAM BUDGET STATUS

Request the City Council review the proposed Fiscal Year 2024/25 Five-Year Capital Improvement Program and Budget and authorize staff to return with the Fiscal Year 2024/25 Capital Improvement Program and Budget for final adoption on June 19, 2024.

Staff Recommendation: Provide Direction (Finance Department: Christina Holmes, Director of Finance)

Presenter: Lyn Cruz, Accountant II



CITY of ESCONDIDO

COUNCIL MEETING AGENDA

WEDNESDAY, JUNE 05, 2024

11. NOISE ORDINANCE

Request the City Council receive a presentation on the City's current noise ordinance.

Staff Recommendation: None (Police Department: Edward Varso, Chief of Police)

Presenter: Ryan Banks, Police Captain

FUTURE AGENDA

12. FUTURE AGENDA

The purpose of this item is to identify issues presently known to staff or which members of the City Council wish to place on an upcoming City Council agenda. Council comment on these future agenda items is limited by California Government Code Section 54954.2 to clarifying questions, brief announcements, or requests for factual information in connection with an item when it is discussed.

Staff Recommendation: None (City Clerk's Office: Zack Beck)

COUNCILMEMBERS SUBCOMMITTEE REPORTS AND OTHER REPORTS

CITY MANAGER'S WEEKLY ACTIVITY REPORT

The most current information from the City Manager regarding Economic Development, Capital Improvement Projects, Public Safety, and Community Development. This report is also available on the City's website, www.escondido.gov.

ORAL COMMUNICATIONS

In addition to speaking during particular agenda items, the public may address the Council on any item which is not on the agenda provided the item is within the subject matter jurisdiction of the City Council. State law prohibits the Council from discussing or taking action on such items, but the matter may be referred to the City Manager/staff or scheduled on a subsequent agenda. Speakers are limited to only one opportunity to address the Council under Oral Communications.

ADJOURNMENT

UPCOMING MEETING SCHEDULE

Wednesday, June 19, 2024	4:00 & 5:00 PM	Closed Session, Regular Meeting, <i>Council Chambers</i>
Wednesday, June 26, 2024	4:00 & 5:00 PM	Closed Session, Regular Meeting, <i>Council Chambers</i>



CITY *of* ESCONDIDO

COUNCIL MEETING AGENDA

WEDNESDAY, JUNE 05, 2024

SUCCESSOR AGENCY

Members of the Escondido City Council also sit as the Successor Agency to the Community Development Commission, Escondido Joint Powers Financing Authority, and the Mobilehome Rent Review Board.



A F F I D A V I T S
O F
I T E M
P O S T I N G – N O N E



STAFF REPORT

June 05, 2024
File Number 0400-40

SUBJECT

APPROVAL OF WARRANT REGISTERS (COUNCIL)

DEPARTMENT

Finance

RECOMMENDATION

Request approval for City Council and Housing Successor Agency warrant numbers:

383837 – 384083 dated May 15, 2024

384084 – 384325 dated May 22, 2024

384326 dated May 23, 2024

Staff Recommendation: Approval (Finance Department: Christina Holmes)

ESSENTIAL SERVICE – Internal requirement per Municipal Code Section 10-49

COUNCIL PRIORITY –

FISCAL ANALYSIS

The total amount of the warrants for the following periods are as follows:

May 09, 2024 – May 15, 2024 is \$5,172,066.09

May 16, 2024 – May 22, 2024 is \$3,078,286.05

May 23, 2024 is \$150.00

PREVIOUS ACTION

None



CITY *of* ESCONDIDO

STAFF REPORT

BACKGROUND

The Escondido Municipal Code Section 10-49 states that warrants or checks may be issued and paid prior to audit by the City Council, provided the warrants or checks are certified and approved by the Director of Finance as conforming to the current budget. These warrants or checks must then be ratified and approved by the City Council at the next regular Council meeting.



CITY of ESCONDIDO

COUNCIL MEETING MINUTES

REGULAR SESSION

5:00 PM Regular Session

MOMENT OF REFLECTION

City Council agendas allow an opportunity for a moment of silence and reflection at the beginning of the evening meeting. The City does not participate in the selection of speakers for this portion of the agenda, and does not endorse or sanction any remarks made by individuals during this time. If you wish to be recognized during this portion of the agenda, please notify the City Clerk in advance.

FLAG SALUTE

The City Council conducts the Pledge of Allegiance at the beginning of every City Council meeting.

CALL TO ORDER

Roll Call: C. Garcia, J. Garcia, Martinez, Morasco, White

PROCLAMATIONS

National Public Works Week, May 19-25, 2024

PRESENTATIONS

Quarterly San Diego County Water Authority Presentation

4th Grade Water Poster Contest Winners

ORAL COMMUNICATIONS

None

CONSENT CALENDAR

Motion: Morasco; Second: C. Garcia; Approved: 5-0

1. AFFIDAVITS OF PUBLICATION, MAILING, AND POSTING (COUNCIL/RRB)

2. APPROVAL OF WARRANT REGISTERS (COUNCIL)

Request approval for City Council and Housing Successor Agency warrant numbers:

- 383471 – 383701 dated May 01, 2024



CITY of ESCONDIDO

COUNCIL MEETING MINUTES

Staff Recommendation: Approval (Finance Department: Christina Holmes)

3. APPROVAL OF MINUTES: Special Meeting of April 30, 2024

4. WAIVER OF READING OF ORDINANCES AND RESOLUTIONS

5. CONTINUING EMERGENCY REPAIR OF THE ESCONDIDO LAND OUTFALL

Request the City Council approve Resolution No. 2024-57, declaring that pursuant to the terms of Section 22050 of the California Public Contract Code, the City Council finds there is a need to continue emergency repairs of the Escondido Land Outfall. The resolution, which must be passed by four-fifths vote, also declares that public interest and necessity demand the immediate expenditure to safeguard life, health, or property. (File Number 0600-10; A-3503)

Staff Recommendation: Approval (Utilities Department: Angela Morrow, Interim Director of Utilities)

Presenter: Angela Morrow, Interim Director of Utilities

a) Resolution No. 2024-57

PUBLIC HEARING

6. RANCHITO DRIVE SEWER REPAYMENT AGREEMENT

Request the City Council adopt Resolution No. 2024-55 approving the Sewer Repayment Agreement for Ranchito Drive and authorizing the Mayor to execute the agreement on behalf of the City of Escondido ("City"). (File Number 0600-10; A-3504)

Staff Recommendation: Approval (Development Services Department: Christopher McKinney, Deputy City Manager/Interim Director of Development Services)

Presenter: Owen Tunnell, Interim City Engineer

a) Resolution No. 2024-55

Motion: White; Second: J. Garcia; Approved: 5-0

CURRENT BUSINESS

7. FINANCIAL REPORT FOR THE QUARTER ENDED MARCH 31, 2024

Request the City Council receive and file the third quarter financial report for Fiscal Year 2023/24. (File Number 0430-35)



CITY of ESCONDIDO

COUNCIL MEETING MINUTES

Staff Recommendation: Approval (Finance Department: Christina Holmes, Director of Finance)

Presenter: Christina Holmes, Director of Finance

Motion: C. Garcia; Second: Morasco; Approved: 5-0

FUTURE AGENDA

8. FUTURE AGENDA

The purpose of this item is to identify issues presently known to staff or which members of the City Council wish to place on an upcoming City Council agenda. Council comment on these future agenda items is limited by California Government Code Section 54954.2 to clarifying questions, brief announcements, or requests for factual information in connection with an item when it is discussed.

Staff Recommendation: None (City Clerk's Office: Zack Beck)

COUNCILMEMBERS SUBCOMMITTEE REPORTS AND OTHER REPORTS

CITY MANAGER'S WEEKLY ACTIVITY REPORT

The most current information from the City Manager regarding Economic Development, Capital Improvement Projects, Public Safety, and Community Development. This report is also available on the City's website, www.escondido.gov.

ORAL COMMUNICATIONS

None

ADJOURNMENT

Mayor White adjourned the meeting at 6:23 p.m.

MAYOR

CITY CLERK



CITY of ESCONDIDO

COUNCIL MEETING MINUTES

CLOSED SESSION

4:00 PM

CALL TO ORDER

- I. Roll Call: C. Garcia, J. Garcia, Martinez, Morasco, White

CLOSED SESSION

- II. **CONFERENCE WITH LEGAL COUNSEL – EXISTING LITIGATION (Government Code § 54956.9(d)(1))**

- a. *Noah Werner, et. al v. City of Escondido*
San Diego Superior Court Case No. 37-2021-00011594-CU-OR-NC
- b. *City of Escondido v. County of San Diego*
San Diego County Superior Court Case No. 37-2022-00013777-CU-EI-NC

- III. **CONFERENCE WITH LEGAL COUNSEL – ANTICIPATED LITIGATION (Government Code § 54956.9(d)(2))**

- a. Potential Claims related to contractual obligations of the California Center for the Arts, Escondido

- IV. **CONFERENCE WITH REAL PROPERTY NEGOTIATORS (Government Code § 54956.8)**

- a. Property: Kit Carson Park (APN 2710301200)
- b. Agency Negotiator: Sean McGlynn, City Manager, or designee
- c. Negotiating Parties: The Rinks Foundation
- d. Under Negotiation: Price and Terms of Potential Ground Lease

ADJOURNMENT

Mayor White adjourned the meeting at 4:40 p.m.



CITY *of* ESCONDIDO

COUNCIL MEETING MINUTES

MAYOR

CITY CLERK



CITY of ESCONDIDO

COUNCIL MEETING MINUTES

REGULAR SESSION

5:00 PM Regular Session

MOMENT OF REFLECTION

City Council agendas allow an opportunity for a moment of silence and reflection at the beginning of the evening meeting. The City does not participate in the selection of speakers for this portion of the agenda, and does not endorse or sanction any remarks made by individuals during this time. If you wish to be recognized during this portion of the agenda, please notify the City Clerk in advance.

FLAG SALUTE

The City Council conducts the Pledge of Allegiance at the beginning of every City Council meeting.

CALL TO ORDER

Roll Call: C. Garcia, J. Garcia, Martinez, Morasco, White

PROCLAMATION

Cameron Curry Day, May 22, 2024

CLOSED SESSION REPORT

City of Escondido v. County of San Diego; San Diego County Superior Court Case No. 37-2022-00013777-CU-EI-NC

City Council voted 5-0 to approve a settlement that will return for ratification in June.

ORAL COMMUNICATIONS

Victor Gonzales - Expressed concern regarding public safety in Escondido.

CONSENT CALENDAR

Motion: Morasco; Second: J. Garcia; Approved: 5-0

1. **AFFIDAVITS OF PUBLICATION, MAILING, AND POSTING (COUNCIL/RRB)**
2. **APPROVAL OF WARRANT REGISTERS (COUNCIL)**
Request approval for City Council and Housing Successor Agency warrant numbers:



CITY of ESCONDIDO

COUNCIL MEETING MINUTES

- 383702 – 383836 dated May 08, 2024

Staff Recommendation: Approval (Finance Department: Christina Holmes)

3. APPROVAL OF MINUTES: Regular Meeting of May 8, 2024

4. WAIVER OF READING OF ORDINANCES AND RESOLUTIONS

5. COMPUTER REPLACEMENT PURCHASE

Request the City Council adopt Resolution No. 2024-56 authorizing the Mayor to execute a purchase order for the purchase of 450 computers and related technology materials and a budget adjustment. (File Number 0470-25)

Staff Recommendation: Approval (Information Systems Department: Robert Van De Hey, Chief Information Officer)

Presenter: Robert Van De Hey, Chief Information Officer

a) Resolution No. 2024-56

6. AWARD OF RFP NO. 24-07 FOR RISK MANAGEMENT INFORMATION SYSTEM AND IMPLEMENTATION SERVICES TO ORIGAMI RISK, LLC AND AUTHORIZATION OF MASTER SERVICES AGREEMENT IN THE AMOUNT OF \$518,050 FOR A FIVE-YEAR TERM

Request the City Council adopt Resolution No. 2024-35, authorizing the Mayor to execute, on behalf of the City of Escondido, a Master Services Agreement with Origami Risk, including all related documents necessary for implementation of the risk management information system and implementation services. (File Number 0600-10; A-3507)

Staff Recommendation: Approval (Information Systems Department: Rob Van De Hey, Chief Information Officer)

Presenter: Jessica Perpetua, Director of Human Resources; Rob Van De Hey, Chief Information Officer

a) Resolutions No. 2024-35



CITY of ESCONDIDO

COUNCIL MEETING MINUTES

CURRENT BUSINESS

7. OPERATION AND MANAGEMENT AGREEMENT BETWEEN THE CITY OF ESCONDIDO AND THE CALIFORNIA CENTER FOR THE ARTS, ESCONDIDO FOUNDATION FOR FISCAL YEAR 2025

Request the City Council adopt Resolution No. 2024-58 authorizing the Mayor to execute the proposed Operations and Management Agreement (“Agreement”) between the City of Escondido (“City”) and the California Center for the Arts, Escondido Foundation. (File Number 0600-10; A-3508)

Staff Recommendation: Approval (City Manager’s Office: Christopher W. McKinney, Deputy City Manager / Director of Utilities)

Presenter: Christopher W. McKinney, Deputy City Manager / Director of Utilities

a) Resolution No. 2024-58

Motion: Martinez; Second: White; Approved: 5-0

CURRENT BUSINESS

8. FISCAL YEAR 2024/25 OPERATING BUDGET BRIEFING

Request the City Council provide direction regarding the Fiscal Year 2024/25 General Fund Operating Budget. (File Number 0430-30)

Staff Recommendation: Provide Direction (Finance Department: Christina Holmes, Director of Finance)

Presenter: Christina Holmes, Director of Finance

Bob Wise – Expressed opposition to the cutting funding for public safety.

Carol Rogers – Requested that organizations that host special events in Escondido submit a plan to generate revenue prior to receiving City funding.

FUTURE AGENDA

9. FUTURE AGENDA

The purpose of this item is to identify issues presently known to staff or which members of the City Council wish to place on an upcoming City Council agenda. Council comment on these future agenda items is limited by California Government Code Section 54954.2 to clarifying questions, brief announcements, or requests for factual information in connection with an item when it is discussed.



CITY of ESCONDIDO

COUNCIL MEETING MINUTES

Staff Recommendation: None (City Clerk's Office: Zack Beck)

COUNCILMEMBERS SUBCOMMITTEE REPORTS AND OTHER REPORTS

CITY MANAGER'S WEEKLY ACTIVITY REPORT

The most current information from the City Manager regarding Economic Development, Capital Improvement Projects, Public Safety, and Community Development. This report is also available on the City's website, www.escondido.gov.

ORAL COMMUNICATIONS

None

ADJOURNMENT

Mayor White adjourned the meeting at 6:25 p.m.

MAYOR

CITY CLERK



STAFF REPORT

ITEM NO. 4

SUBJECT

WAIVER OF READING OF ORDINANCES AND RESOLUTIONS –

ANALYSIS

The City Council/RRB has adopted a policy that is sufficient to read the title of ordinances at the time of introduction and adoption, and that reading of the full text of ordinances and the full text and title of resolutions may be waived.

Approval of this consent calendar item allows the City Council/RRB to waive the reading of the full text and title of all resolutions agendaized in the Consent Calendar, as well as the full text of all ordinances agendaized in either the Introduction and Adoption of Ordinances or General Items sections. **This particular consent calendar item requires unanimous approval of the City Council/RRB.**

Upon approval of this item as part of the Consent Calendar, all resolutions included in the motion and second to approve the Consent Calendar shall be approved. Those resolutions removed from the Consent Calendar and considered under separate action may also be approved without the reading of the full text and title of the resolutions.

Also, upon the approval of this item, the Mayor will read the titles of all ordinances included in the Introduction and Adoption of Ordinances section. After reading of the ordinance titles, the City Council/RRB may introduce and/or adopt all the ordinances in one motion and second.

RECOMMENDATION

Staff recommends that the City Council/RRB approve the waiving of reading of the text of all ordinances and the text and title of all resolutions included in this agenda. Unanimous approval of the City Council/RRB is required.

Respectfully Submitted,

Zack Beck
City Clerk



STAFF REPORT

June 5, 2024

File Number 0600-10; A-3392-1

SUBJECT

EMPLOYEE BENEFITS INSURANCE BROKER SERVICES AMENDMENT

DEPARTMENT

HUMAN RESOURCES

RECOMMENDATION

Request the City Council approve Resolution No. 2024-46 authorizing the Mayor to execute, on behalf of the City of Escondido (“City”), an Amendment with HUB International Employee Benefits (“HUB”) as the City’s consultant to provide employee benefits insurance broker services for an additional 18 months.

Staff Recommendation: Approval (Human Resources: Jessica Perpetua)

Presenter: Jessica Perpetua, Director of Human Resources

ESSENTIAL SERVICE – Yes, internal requirement in support of Police Services; Fire/EMS Services; Keep City Clean for Public Health and Safety; Clean Water; Sewer; Public Works/Infrastructure; Maintenance of Parks facilities/Open Spaces

COUNCIL PRIORITY –

FISCAL ANALYSIS

The fees are capped at \$146,500 each year. The 18 month contract extension will not exceed \$219,750.

PREVIOUS ACTION

The City entered into a Consulting Agreement with HUB International Benefits on December 16, 2021, which was subsequently amended by a First Amendment (“Agreement”) on December 8, 2023. The First Amendment extended the Agreement term through June 30, 2024.

BACKGROUND

The City entered into a Consulting Agreement with HUB International Benefits in December 2021 to provide broker services for the City of Escondido. The Agreement includes the option to extend the term for two additional years. The First Amendment dated December 8, 2023 extended the Agreement term through June 30, 2024.



CITY *of* ESCONDIDO

STAFF REPORT

Staff recommends the City Council adopt Resolution No. 2024-46 authorizing the Mayor execute, on behalf of the City, a Consulting Agreement Amendment with HUB International Employee Benefits as the City's consultant for employee benefits for an additional 18 months through December 31, 2025.

RESOLUTIONS

- a. Resolution No. 2024-46
- b. Resolution No. 2024-46 Exhibit "A" - Second Amendment to Consulting Agreement with HUB

RESOLUTION NO. 2024-46

A RESOLUTION OF THE CITY COUNCIL OF THE CITY OF ESCONDIDO, CALIFORNIA, AUTHORIZING THE MAYOR TO EXECUTE, ON BEHALF OF THE CITY, AN AMENDMENT WITH HUB INTERNATIONAL EMPLOYEE BENEFITS AS THE CITY'S CONSULTANT TO PROVIDE EMPLOYEE BENEFITS INSURANCE BROKER SERVICES FOR AN ADDITIONAL 18 MONTHS

WHEREAS, the City of Escondido ("City") contracts for broker services for employee benefits; and

WHEREAS, the City entered into that certain Consulting Agreement dated December 16, 2021, which was subsequently amended by a First Amendment dated December 8, 2023 ("Agreement"), wherein City retained HUB International Employee Benefits ("HUB") to provide services for insurance consulting and brokerage services, as more specifically described in the Agreement; and

WHEREAS, the Agreement includes the option to extend the term for two additional years; and

WHEREAS, via the First Amendment dated December 8, 2023, the City extended the Agreement term through June 30, 2024; and

WHEREAS, the City now desires to execute a Second Amendment to extend the Agreement term through December 31, 2025.

NOW, THEREFORE, BE IT RESOLVED by the City Council of the City of Escondido, California, as follows:

1. That the above recitations are true.
2. That the Mayor is authorized to execute, on behalf of the City, a Second Amendment extending the Agreement term through December 31, 2025. A copy of the proposed Second Amendment is attached to this Resolution as Exhibit "A" and is incorporated by this reference.



CITY OF ESCONDIDO
SECOND AMENDMENT TO CONSULTING AGREEMENT

This Second Amendment to Consulting Agreement ("First Amendment") is made and entered into as of the last signature date set forth below ("Effective Date"),

Between: CITY OF ESCONDIDO
a California municipal corporation
201 N. Broadway
Escondido, CA 92025
Attn: Patrice Russell
760-839-4865
("CITY")

And: HUB International Insurance Services Inc.
a California Corporation
9855 Scranton Road, Suite 100
San Diego, CA 92121
Attn: Shannon Taylor
858-373-6911
("CONSULTANT").

(The CITY and CONSULTANT each may be referred to herein as a "Party" and collectively as the "Parties.")

WHEREAS, the Parties entered into that certain Consulting Agreement dated December 16, 2021, which was subsequently amended by a First Amendment dated December 8, 2023 ("Agreement"), wherein CITY retained CONSULTANT to provide services for insurance consulting and brokerage services, as more specifically described in the Agreement; and

WHEREAS, the Parties desire to amend the Agreement to extend the term as described in "Attachment A" to this Second Amendment, which is attached hereto and incorporated herein by this reference.

NOW, THEREFORE, in consideration of the mutual covenants, promises, terms, and conditions set forth herein, and the mutual benefits derived therefrom, the Parties hereby agree as follows:

1. The CONSULTANT shall furnish all of the Services described in "Attachment A" to this Second Amendment.
2. The CITY will compensate CONSULTANT in an additional amount not to exceed the sum of **\$219,750**, pursuant to the conditions contained in "Attachment A" to this Second Amendment.
3. All other terms of the Agreement not referenced in this Second Amendment shall remain unchanged

and in full force and effect. In the event of a conflict between a provision of the Agreement and this Second, this Second Amendment shall prevail.

- 4. This Second Amendment and the Agreement, together with any attachments or other documents described or incorporated therein, if any, constitute the entire agreement and understanding of the Parties, and there are no other terms or conditions, written or oral, controlling this matter.
- 5. This Second Amendment may be executed on separate counterparts that, upon completion, may be assembled into and shall be construed as one document. Delivery of an executed signature page of this Second Amendment by electronic means, including an attachment to an email, shall be effective as delivery of an executed original.
- 6. Unless a different date is provided in this Second Amendment, the effective date of this Second Amendment shall be the latest date of execution set forth by the names of the signatories below.

IN WITNESS WHEREOF, this First Amendment is executed by the Parties or their duly authorized representatives as of the Effective Date:

CITY OF ESCONDIDO

Date: _____

Dane White, Mayor

HUB International Insurance Services Inc.

Date: 4/8/24

Shannon Taylor, Executive Vice
President & Pacific Region President

APPROVED AS TO FORM:
OFFICE OF THE CITY ATTORNEY
MICHAEL R. MCGUINNESS, CITY ATTORNEY

BY: _____

THE CITY OF ESCONDIDO DOES NOT DISCRIMINATE AGAINST QUALIFIED PERSONS WITH DISABILITIES.

ATTACHMENT "A" Scope of Work

A. General

HUB International Insurances Services Inc., a California corporation ("Consultant"), will provide the City of Escondido, a California municipal corporation ("City"), with City employee benefits insurance broker services.

B. Location

Consultant to provide services at the Consultant's office located at 9855 Scranton Road, Suite 100, San Diego, CA 92121.

C. Services

Consultant shall continue to provide services as described in the Agreement.

D. Scheduling

Inquiries relating to this Second Amendment, including a scheduling and coordination with City staff, may be directed to Patrice Russell at 760-839-4865 or prussell@escondido.org

E. Contract Price and Payment Terms

The contract price of this Second Amendment shall not exceed **\$219,750**. The contract price of this Second Amendment shall bring the cumulative Agreement price to **\$586,000**. Consultant shall be compensated for services from commissions received from insurers who obtain business from the City of Escondido, up to \$146,500 (not including voluntary products funded in full by employees) during the term of this Second Amendment.

Each year, Consultant will disclose to the City all associated commission rates, commissions earned, as a result of this Second Amendment, during the preceding calendar year by January 31 of each year. Any rebate due to the City shall be paid in one payment no later than March 1 following the year the commissions are earned.

Consultant shall use commissions earned to compensate for items related to Health and Wellness Expo and COBRA administration.

Consultant will review any additional services with the City prior to performing them and the City must agree upon any additional fees in advance and in writing.

Consultant will receive commissions through the effective date of contract termination.

F. Term

The term of this Second Amendment shall be from the Effective Date of this Second Amendment through **December 31, 2025**.

G. Other

Consultant shall not provide any City employee benefit administration services pursuant to this Agreement.



STAFF REPORT

June 5, 2024
File Number 0470-20

SUBJECT

CHANGE ORDER NO. 1 TO PURCHASE ORDER AGREEMENT NO. 39598 INCREASING THE ANNUAL PURCHASE AMOUNT OF FERRIC SULFATE FOR THE ESCONDIDO-VISTA WATER TREATMENT PLANT

DEPARTMENT

Utilities Department, Water Division

RECOMMENDATION

Request the City Council adopt Resolution No. 2024-59, authorizing the Director of Finance to execute a Change Order increasing the annual purchase order for Ferric Sulfate by \$200,000 (“Change Order”).

Staff Recommendation: Approval (Utilities: Angela Morrow)

Presenter: Reed Harlan, Assistant Director of Utilities - Water

ESSENTIAL SERVICE – Yes, Clean Water

COUNCIL PRIORITY – Improve Public Safety

FISCAL ANALYSIS

Funding for the Change Order is available in the operating budget of the Water Enterprise Fund.

PREVIOUS ACTION

On May 25, 2022, the City Council adopted Resolution No. 2022-51, authorizing the unit pricing for seventeen chemicals, effective July 1, 2022 through June 30, 2023, to be used at the Escondido-Vista Water Treatment Plant (“WTP”), Hale Avenue Resource Recovery Facility (“HARRF”), and the Membrane Filtration Reverse Osmosis (“MFRO”) Facility. The City Council authorized the option to renew for four, one-year periods, conditioned upon budget appropriations.

On June 7, 2023, the City Council adopted Resolution No. 2023-61, accepting the chemical unit price increases and authorizing the Finance Manager to execute purchase orders for the 2023-2024 fiscal year, effective July 1, 2023 through June 30, 2024, and authorizing the City Manager to approve of chemical unit price increases, including those greater than 10 percent, for the three remaining one-year period options to renew.



CITY of ESCONDIDO

STAFF REPORT

BACKGROUND

Ferric sulfate is the main coagulant used for the removal of suspended organics and inorganics in raw water sources. Local water is less expensive than purchasing imported water, however, the treatment of local water requires up to four times the amount of ferric sulfate due to the higher content of organics and inorganics. This past winter the City of Escondido (“City”) was able to capitalize on local area runoff and direct rainfall into Lakes Dixon and Wohlford, reducing the amount of imported water purchased from the San Diego County Water Authority, allowing the Water Treatment Plant to treat a raw water blend of approximately 40 percent for the past five months.

Based on increased usage, City staff have determined that funds in the ferric sulfate Purchase Order No. 39598 are anticipated to be exhausted before the end of Fiscal Year 2023-2024. Accordingly, City staff now seek approval of the \$200,000 Change Order for ferric sulfate resulting from the increased need. The requested Change Order exceeds the City Manager’s authority under Escondido Municipal Code § 10-138(c). Accordingly, City Council approval for the Change Order is now being sought.

RESOLUTIONS

- a. Resolution No. 2024-59

RESOLUTION NO. 2024-59

A RESOLUTION OF THE CITY COUNCIL OF THE CITY OF ESCONDIDO, CALIFORNIA, AUTHORIZING THE ADDITIONAL PURCHASE OF THE FERRIC SULFATE CHEMICAL FOR THE WATER TREATMENT PLANT.

WHEREAS, the Escondido-Vista Water Treatment Plant (“WTP”) requires the use of numerous chemicals to operate as designed; and

WHEREAS sufficient funds are available in the operating budget of the Water Enterprise Fund to purchase such chemicals; and

WHEREAS, local area runoff and direct rainfall into Lakes Dixon and Wohlford has reduced the amount of imported water purchased from the San Diego County Water Authority; and

WHEREAS, local water is less expensive than purchasing imported water, it requires up to four times the amount of ferric sulfate, the main coagulant used for the removal of suspended organics and inorganics.

NOW, THEREFORE, BE IT RESOLVED by the City Council of the City of Escondido, California, as follows:

1. That the above recitations are true.
2. That the City Council authorizes the additional purchase of Ferric Sulfate and authorizes the Director of Finance to execute a change order in the amount of \$200,000.



STAFF REPORT

June 05, 2024
File Number 0650-40

SUBJECT

GENERAL MUNICIPAL ELECTION – NOVEMBER 5, 2024

DEPARTMENT

City Clerk's Office

RECOMMENDATION

Request the City Council adopt Resolutions calling for and holding a General Municipal Election and requesting consolidation with the November 5, 2024, Statewide General Election.

- 1) Adopt Resolution No. 2024-49, calling for and giving notice of a General Municipal Election on November 5, 2024 for the following elective offices:
 - a. One (1) City Council Member with a four-year term to represent District Three
 - b. One (1) City Council Member with a four-year term to represent District Four
 - c. One (1) City Treasurer with a four-year term to be elected at-large
- 2) Adopt Resolution No. 2024-50 requesting the Board of Supervisors, County of San Diego, to consolidate the City's General Municipal Election with the Statewide General Election

Staff Recommendation: Approval (City Clerk's Office: Zack Beck)

Presenter: Zack Beck, City Clerk

ESSENTIAL SERVICE – Yes, internal requirement in support of Police Services; Fire/EMS Services; Keep City Clean for Public Health and Safety; Land Use/Development; Clean Water; Sewer; Public Works/Infrastructure; Maintenance of Parks facilities/Open Spaces

COUNCIL PRIORITY – Eliminate Structural Deficit; Improve Public Safety; Increase Retention and Attraction of People and Businesses to Escondido; Encourage Housing Development

FISCAL ANALYSIS

\$450,000 has been allocated in the 2024-2025 General Fund Non-Departmental budget for this election.

PREVIOUS ACTION



CITY of ESCONDIDO

STAFF REPORT

None

BACKGROUND

The Escondido Municipal Code Section 2-29 requires the City's General Municipal Election to be held on the same day as the Statewide General Election, which is November 5, 2024. The resolutions presented give notice of the upcoming Municipal Election. The resolutions must be filed with the Registrar of Voters no later than August 9, 2024.

RESOLUTIONS

- a. Resolution No. 2024-49
- b. Resolution No. 2024-50

RESOLUTION NO. 2024-49

A RESOLUTION OF THE CITY COUNCIL OF THE CITY OF ESCONDIDO, CALIFORNIA, CALLING FOR THE HOLDING OF A GENERAL MUNICIPAL ELECTION TO BE HELD ON TUESDAY, NOVEMBER 5, 2024 FOR THE ELECTION OF CERTAIN OFFICERS AS REQUIRED BY THE PROVISIONS OF THE LAWS OF THE STATE OF CALIFORNIA RELATING TO GENERAL CITIES

WHEREAS, under the provisions of the laws relating to general law cities in the State of California, and a General Municipal Election shall be held on November 5, 2024, for the election of Municipal Officers; and

WHEREAS, the City Council of the City of Escondido, California, has adopted Ordinance No. 2022-06, amending the Escondido Municipal Code to provide that the four members of the City Council shall be elected by district, with two such districts to be on the 2024 ballot. The Mayor, city treasurer, and all city measures shall be voted on by the city at-large.

NOW, THEREFORE, BE IT RESOLVED by the City Council of the City of Escondido, California, does resolve, declare, determine and order as follows:

1. That pursuant to the requirements of the laws of the State of California relating to General Law Cities, including the requirements of Section 10403 of the Elections Code and Section 34883 of the Government Code, there is called and ordered to be held in the City of Escondido, California, on Tuesday, November 5, 2024, a General Municipal Election for the purpose of electing one (1) Member of the City Council to be nominated and elected by voters in District Three for the full term of four (4) years; one (1) Member of the City Council to be nominated and elected by voters in District Four for the full term of four (4) years; and one (1) Treasurer for the full term of four (4) years to be elected at-large;

2. That the ballots to be used at the election shall be in form and content as required by law.
3. That the City Clerk is authorized, instructed and directed to coordinate with the County of San Diego Registrar of Voters to procure and furnish any and all official ballots, notices, printed matter and all supplies, equipment and paraphernalia that may be necessary in order to properly and lawfully conduct the election.
4. That the polls for the election shall be open at 7:00 a.m. of the day of the election and shall remain open continuously from that time until 8:00 p.m. of the same day when the polls shall be closed, pursuant to Election Code Section 10242, except as provided in Section 14401 of the Elections Code of the State of California.
5. That in all particulars not recited in this resolution, the election shall be held and conducted as provided by law for holding municipal elections.
6. That notice of the time and place of holding the election is given and the City Clerk is authorized, instructed and directed to give further or additional notice of the election, in time, form and manner as required by law.
7. That the City Clerk shall certify to the passage and adoption of this Resolution and enter it into the book of original Resolutions.
8. The City Council authorizes the City Clerk to administer said election and all reasonable and actual election expenses shall be paid by the City upon presentation of a properly submitted bill.

RESOLUTION NO. 2024-50

A RESOLUTION OF THE CITY COUNCIL OF THE CITY OF ESCONDIDO, CALIFORNIA, REQUESTING THE BOARD OF SUPERVISORS OF THE COUNTY OF SAN DIEGO TO CONSOLIDATE A GENERAL MUNICIPAL ELECTION TO BE HELD ON NOVEMBER 5, 2024, WITH THE STATEWIDE GENERAL ELECTION TO BE HELD ON THE DATE PURSUANT TO SECTION 10403 OF THE ELECTIONS CODE

WHEREAS, the City Council of the City of Escondido called a General Municipal Election to be held on November 5, 2024, for the purpose of the election of one Member of the City Council to be nominated and elected by voters of District Three, one Member of the City Council to be nominated and elected by voters of District Four, and one Treasurer to be elected at-large; and

WHEREAS, it is desirable that the General Municipal Election be consolidated with the Statewide General election to be held on the same date and that within the City the precincts, Vote Centers and election officers of the two elections be the same, and that the County Election Department of the County of San Diego canvass the returns of the General Municipal Election and that the election be held in all respects as if there were only one election;

NOW, THEREFORE, THE CITY COUNCIL OF THE CITY OF ESCONDIDO DOES RESOLVE, DECLARE, DETERMINE AND ORDER AS FOLLOWS:

1. That pursuant to the requirements of Section 10403 of the Elections Code and Section 34883 of the Government Code, the Board of Supervisors of the County of San Diego is hereby requested to consent and agree to the consolidation of a General Municipal Election with the Statewide General Election on Tuesday, November 5, 2024, for the purpose of the election of one (1) Member of the City Council to be nominated and elected by registered voters of District Three; one (1) Member of the City

Council to be nominated and elected by registered voters of District Four; and one (1) Treasurer to be elected at-large by registered voters in the City of Escondido.

2. That pursuant to the San Diego County Municipal Code SEC. 439.1 The Registrar of Voters may, subject to the requirements of this section and subject to such terms and conditions as the Registrar may prescribe, render specified services relating to the conduct of an election to any city or district the governing body of which has by resolution requested the Board of Supervisors for the County of San Diego to permit the Registrar of Voters of the County of San Diego to render such services.

- a) The governing body of the city or district shall file with the Registrar of Voters a certified copy of the resolution of its governing body requesting the Board of Supervisors to permit the Registrar of Voters to render the specified services relating to the conduct of an election and agreeing that it will be bound by the requirements of this section and such terms and conditions as the Registrar of Voters may prescribe, and agreeing that it will reimburse the County in full for its costs and expenses in rendering such services.
- b) The governing body of the city or district shall:
 1. In its resolution specify the services requested.
 2. Deposit at least 60 days in advance of the election the Registrar of Voter's estimate of the city or district's share of the elections cost.
 3. Reimburse the County in full for the services performed upon presentation of a final invoice to the city or district.
 4. Include in its resolution an agreement to indemnify and hold harmless the County, its officers, agents and employees from expense of liability, including reasonable attorney's fees, as the result of an election contest arising after conduct of an election.
- c) If the Registrar of Voters decides that requested election services should not be rendered, the Registrar shall refer the matter to the Board of Supervisors for determination.

3. That the County Elections Department is authorized to canvass the returns of the General Municipal Election. The election shall be held in all respects as if there were only one election, and only one form of ballot shall be used. The election will be held and conducted in accordance with the provisions of law regulating the statewide election in accordance with California Election Code Section 10418.

4. That the Board of Supervisors is requested to issue instructions to the County Elections Department to take any and all steps necessary for the holding of the consolidated election.

5. That the City of Escondido recognizes that additional costs will be incurred by the County by reason of this consolidation and agrees to reimburse the County for any costs.

6. That the City Clerk is hereby directed to file a certified copy of this resolution with the Board of Supervisors and the County Elections Department of the County of San Diego.

7. That the City Clerk shall certify to the passage and adoption of this resolution and enter it into the book of original resolutions.



STAFF REPORT

June 5, 2024
File Number 0865-60

SUBJECT

COMMUNITY SURVEY RESULTS

DEPARTMENT

City Clerk's Office

RECOMMENDATION

Request the City Council receive and file the Community Survey Results

Staff Recommendation: Receive and File (City Clerk's Office: Zack Beck)

Presenter: Zack Beck, City Clerk

ESSENTIAL SERVICE – Yes, Police Services; Fire/EMS Services; Keep City Clean for Public Health and Safety; Land Use/Development; Clean Water; Sewer; Public Works/Infrastructure; Maintenance of Parks facilities/Open Spaces

COUNCIL PRIORITY – Eliminate Structural Deficit; Improve Public Safety; Increase Retention and Attraction of People and Businesses to Escondido; Encourage Housing Development

PREVIOUS ACTION

On September 27, 2023, the City Council directed staff to conduct a Community Survey.

BACKGROUND

From April 3-10, 2024, Probolsky Research conducted a live-interviewer telephone and online survey among City of Escondido likely General Election Voters (Attachment "1"). A total of 400 likely General Election Voters were surveyed (33 percent by telephone and 67 percent online). The survey yielded a margin of error of +/-5 percent, with a confidence level of 95 percent. Phone interviews were conducted via landline (66 percent) and mobile (34 percent). Online participants were invited by email (50 percent) and text-to-web (50 percent). Respondents in all modes chose their preferred language, English (92 percent) or Spanish (8 percent). Security measures precluded individuals from completing the survey more than once and allowed only the designated voter to complete the survey. Online respondents were able to use their computer, tablet or smart phone to participate



CITY *of* ESCONDIDO

STAFF REPORT

ATTACHMENTS

- a. Attachment "1" Community Survey – Report on Executive Results

April 2024



Opinion Research on Elections and Public Policy



City of Escondido – Voter Survey

Survey Methodology*

	Survey Details
Mode	Phone (landline and mobile) Online (email and text to web)
Language	English and Spanish
Length	22 minutes
Target Respondents	City of Escondido likely General Election voters
Survey Fielding	April 3 – April 10, 2024
Margin of Error	+/-5%
Survey Participants	400

Sample

The sample was compiled from data obtained from the San Diego County Registrar of Voters. We called, emailed, and texted voters. We matched the demographics of City of Escondido likely General Election voters.

Data Collection Explained

Interviews were conducted by phone (33%) and online (67%) modes. Phone interviews were conducted via landline (66%) or mobile (34%). Online participants were invited by email (50%) and text message (50%) for the online method.

Respondents in all modes chose their preferred language, English (92%) and Spanish (8%).

The online survey was accessible by computer, tablet, and smart phone.

Security measures precluded individuals from completing the survey more than once.

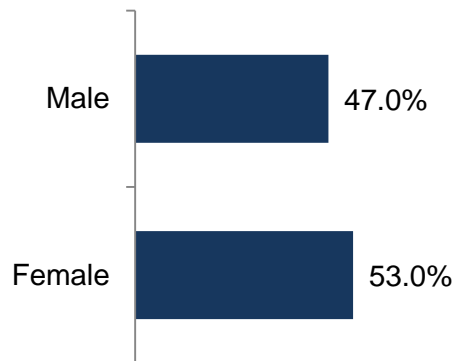
Probolsky Research is a Latina- and woman-owned market and opinion research firm with corporate, election, government, and non-profit clients.

**Due to rounding, totals shown on charts may not add up to 100%*

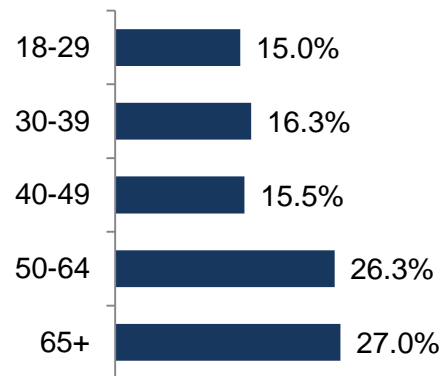
Demographics

Respondent demographics by gender, age group, ethnicity, party preference, education level, City Council District, vote propensity, home type and birth origin

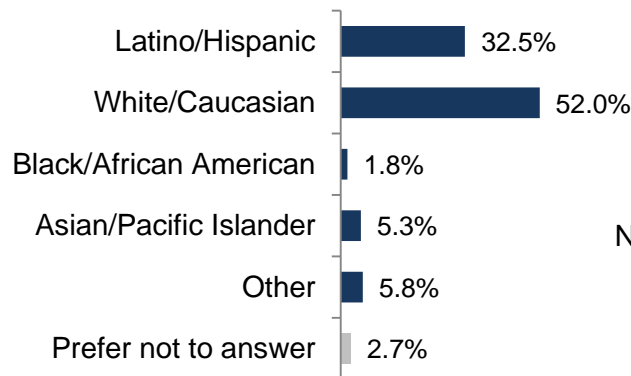
Gender



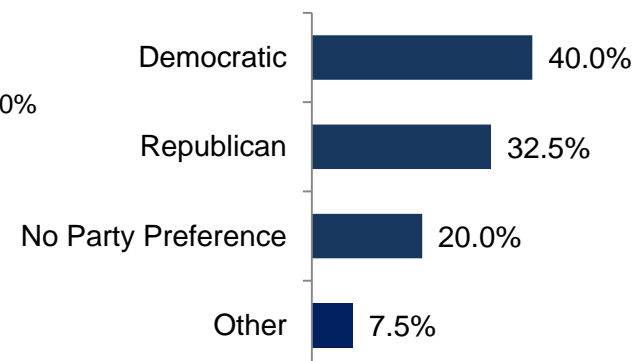
Age Group



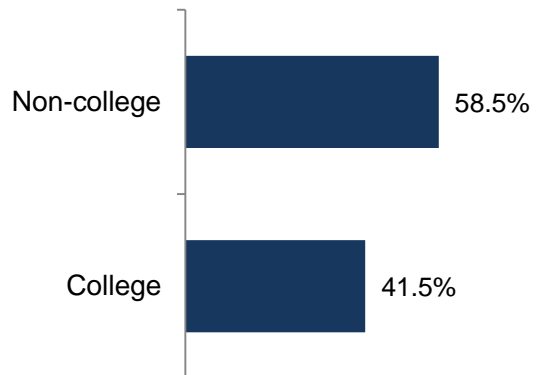
Ethnicity



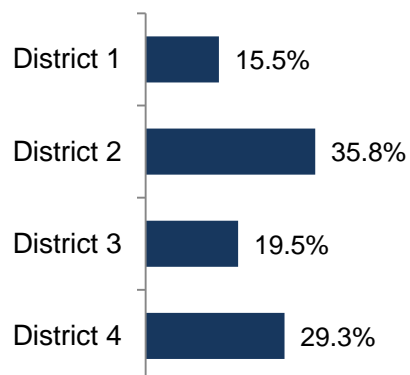
Party Preference



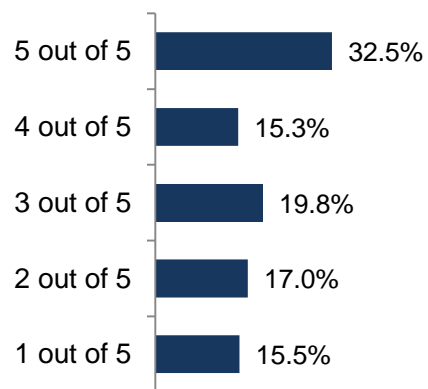
Education Level



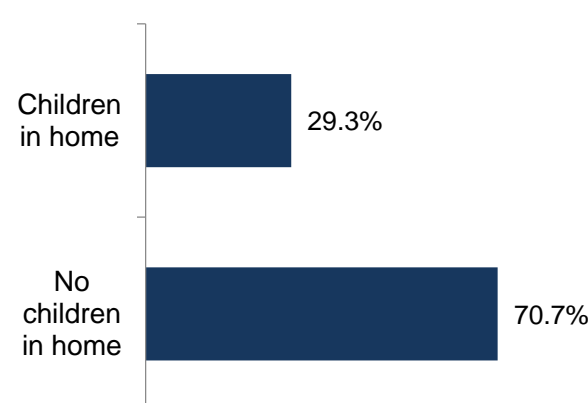
City Council District



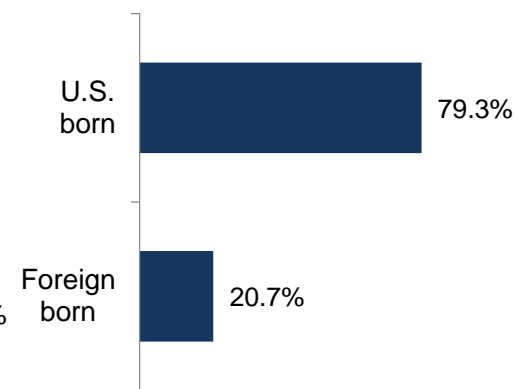
Vote Propensity



Children in Home



Birth Origin

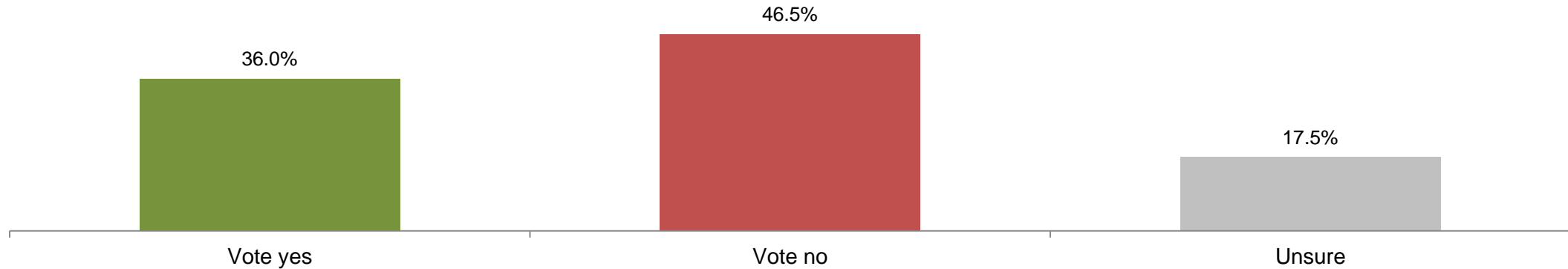


Measure: Prop S

47% vote no on increasing housing limits in Escondido's residential-zoned lands

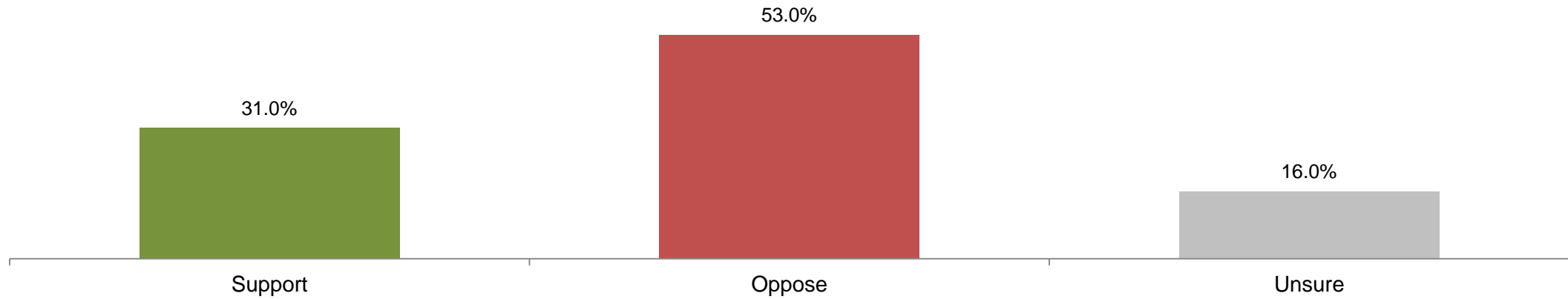
Question 38: Like all cities in California, Escondido has a General Plan which governs future development in the City. Proposition S, approved by Escondido voters in 1998, prohibits the adoption of General Plan Amendments and Specific Plans which increase residential density, change General Plan residential land use categories, or change certain residential designations such as Rural, Estate, Suburban, and Urban to a commercial or industrial designation without voter approval. Repealing Proposition S would allow the City Council to approve new residential development projects that would otherwise require voter approval and would bring local laws in line with state law

If the election were held today, how would you vote on the following measure? "Shall the General Plan be amended to change the process for increasing housing limits in Escondido's residential-zoned lands from the current electoral process to a public hearing process with input from homeowners, the public and City Planning Department?"



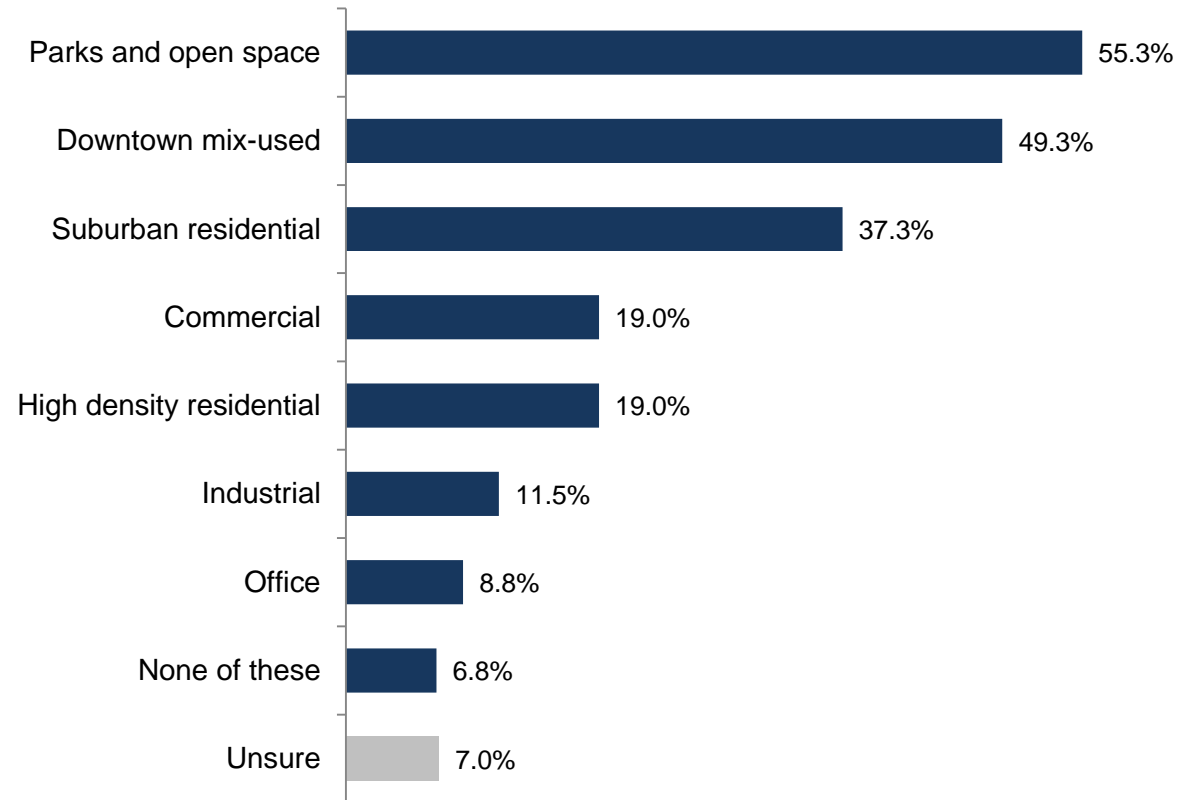
53% oppose building higher density housing projects in areas where Prop S restricts it

Question 41: In general, would you support or oppose building higher density housing projects in areas where Proposition S restricts it?



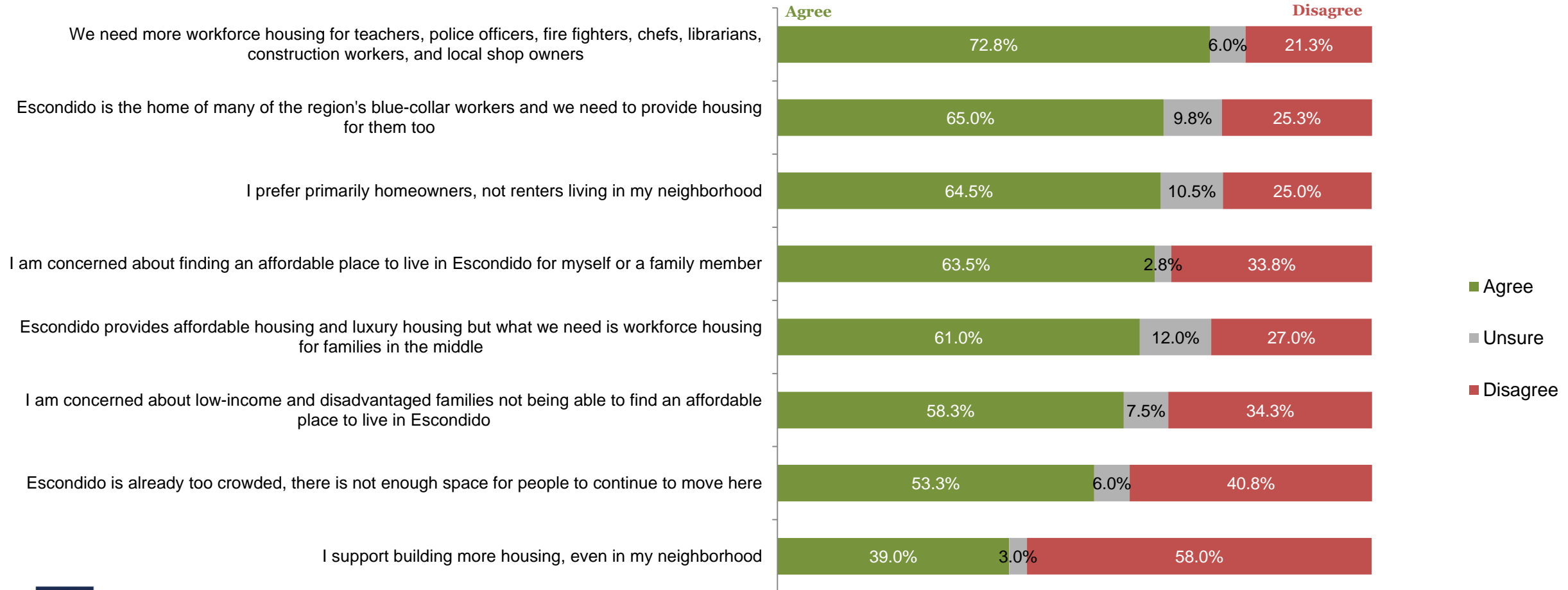
55% would like to see more parks and open space in Escondido

Question 42: Which type of development would you like to see more of in Escondido? Select all that apply.



Building more housing garnered more disagreement, while the concept of workforce housing received a lot of agreement

Question 43-50: Agree or Disagree

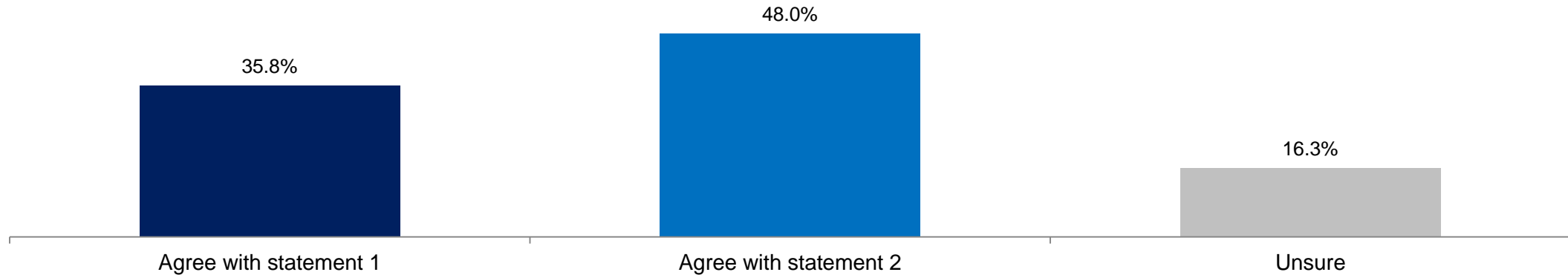


48% agree with statement 2 “Let’s keep our Escondido how we like it”

Question 51: Now we have two statements. Please indicate which statement you agree with more.

Statement 1: “The City of Escondido should always try to attract more businesses and housing. A growing city is a growing economy. We need to open ourselves up to development or risk Escondido getting left behind by other cities in San Diego County.”

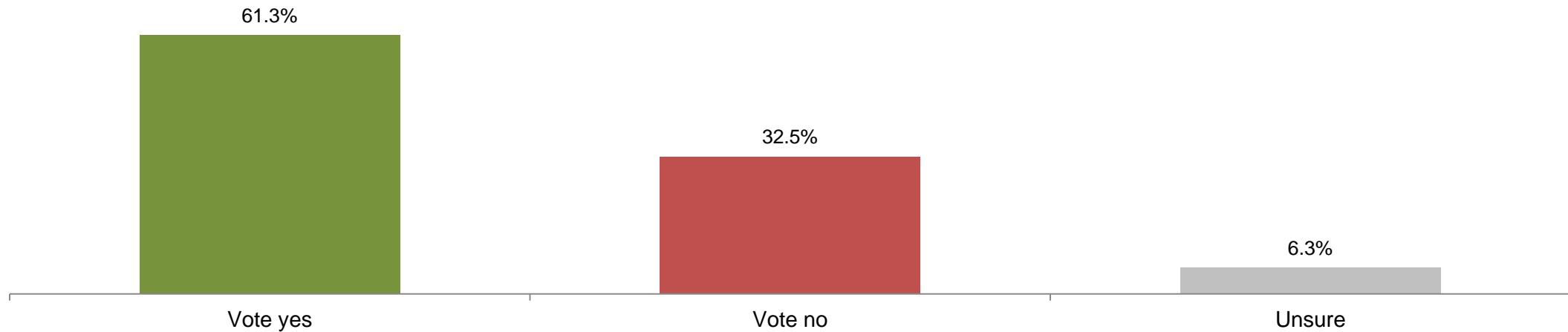
Statement 2: “Escondido is a wonderful peaceful town that has attracted so many of us. Now, big developers want to come in, bulldoze our homes, and put-up apartment towers everywhere. Escondido does not need to be like downtown San Diego. Let’s keep our Escondido how we like it.”



Measure: Cannabis

Initial vote: 61% vote yes on the local cannabis business measure

Question 15: Later this year, voters in Escondido may be asked to vote on a local ballot measure. Please indicate how you would vote on this measure. "Shall an ordinance to allow commercial adult-use cannabis retailing, cultivation, and processing in the City of Escondido, subject to licensing requirements, fees and background checks; allow no more than 8 dispensary permits; and levy up to a 7% tax on the gross receipts of these businesses to provide funding for all general municipal purposes, including aiding crime prevention and emergency response times, and addressing homelessness, which is expected to generate an estimated \$1,000,000 annually, be adopted?"

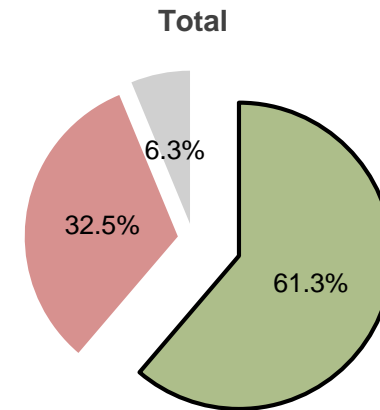
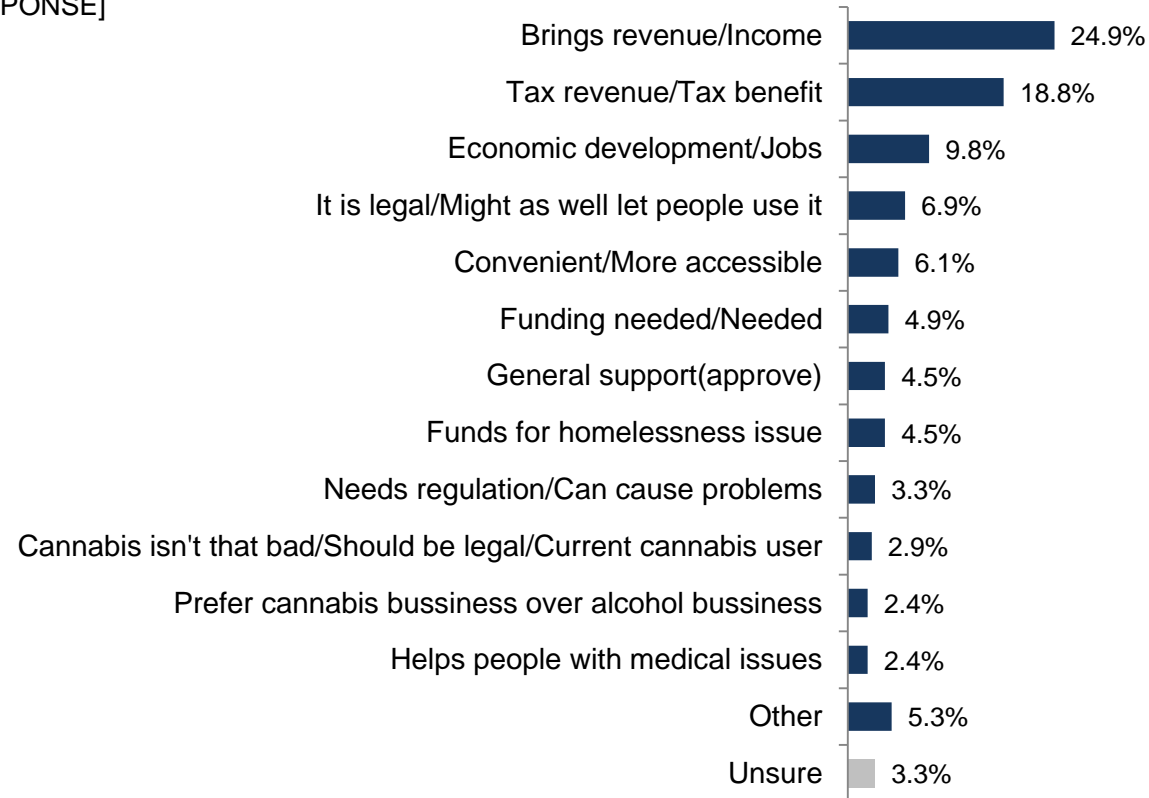


Among those who would vote yes on the local cannabis business measure, 25% cite new City revenue

Question 16: What is the main reason you would vote yes, for the local cannabis business measure?

[IF ANSWERED 'VOTE YES' TO Q15]

[OPEN-ENDED RESPONSE]

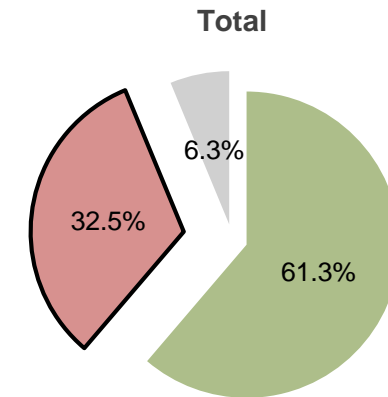
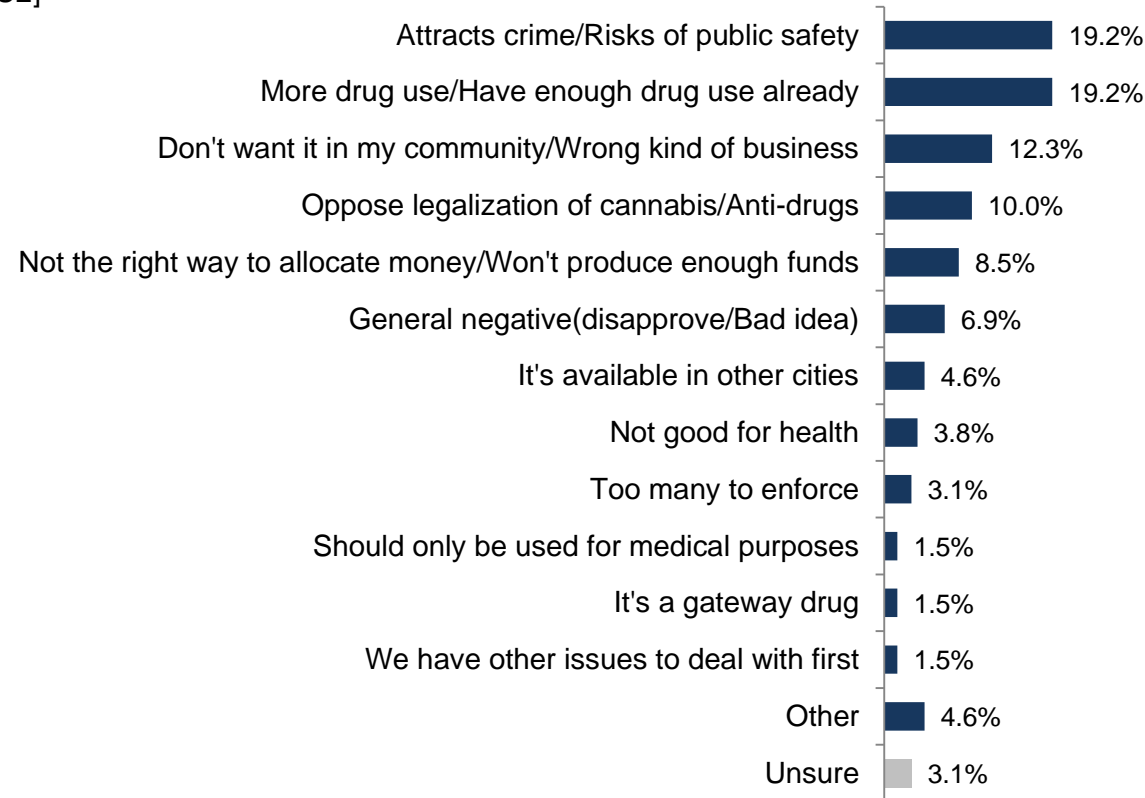


Among those who would vote no on the local cannabis business measure, many cite public safety risks and excessive drug use in the City

Question 17: What is the main reason you would vote no, against the local cannabis business measure?

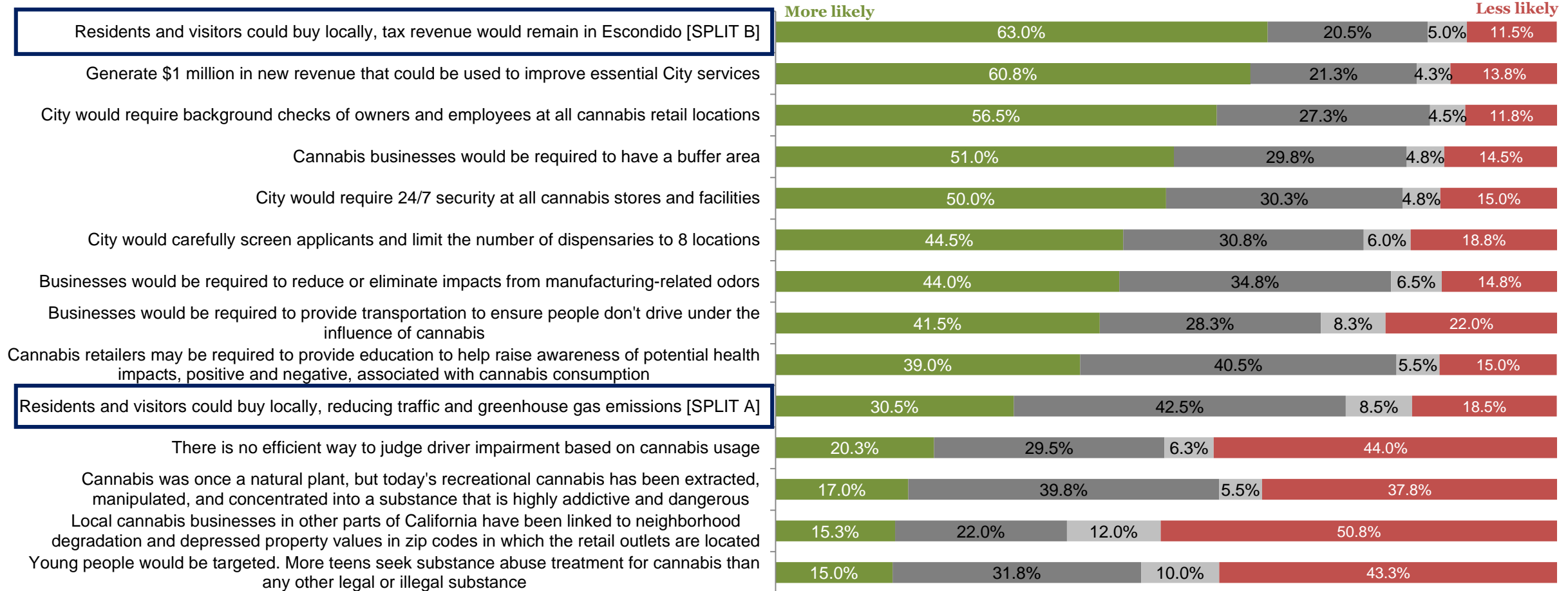
[IF ANSWERED 'VOTE NO' TO Q15]

[OPEN-ENDED RESPONSE]



The message about tax revenue will remain in Escondido garnered the highest most likely to vote for

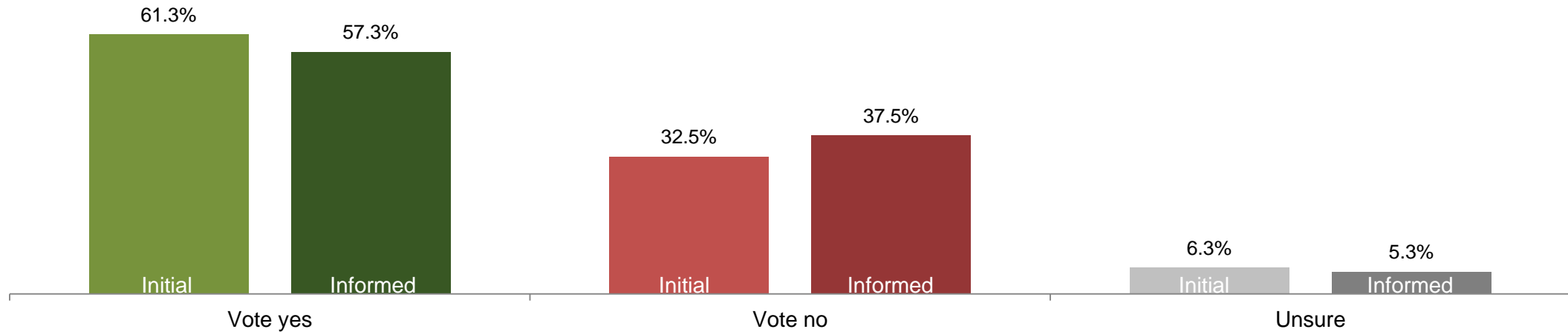
Question 18-31: Now we have some additional statements. Please indicate whether this information makes you more likely or less likely to vote for the local cannabis business measure



More likely to vote for Makes no difference to me Don't know Less likely to vote for

Informed vote: 57% vote yes on the local cannabis business measure

Question 32: Knowing what you know now, how would you vote on this measure, "Shall an ordinance to allow commercial adult-use cannabis retailing, cultivation, and processing in the City of Escondido, subject to licensing requirements, fees and background checks; allow no more than 8 dispensary permits; and levy up to a 7% tax on the gross receipts of these businesses to provide funding for all general municipal purposes, including aiding crime prevention and emergency response times, and addressing homelessness, which is expected to generate an estimated \$1,000,000 annually, be adopted?"

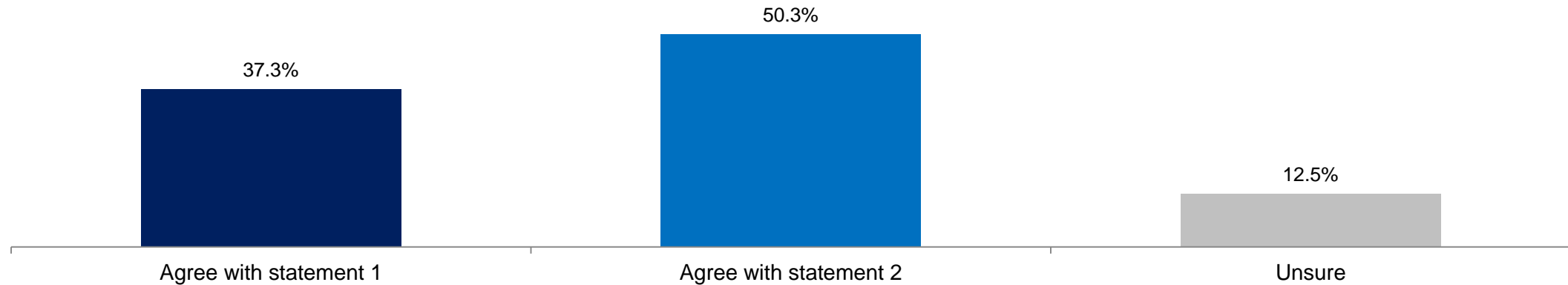


50% agree with statement 2 that “allowing the retail sale of cannabis in Escondido is a good idea”

Question 37: Now we have two statements. Please indicate which statement you agree with more.

Statement 1: “Allowing the retail sale of cannabis in Escondido is a terrible idea. It will result in increased crime and traffic accidents. If people want to buy cannabis, they can go somewhere else.”

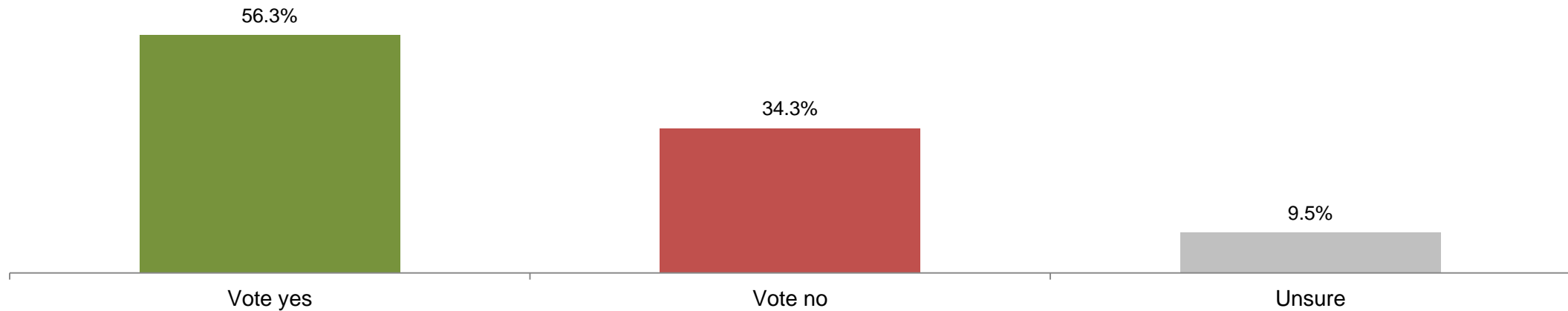
Statement 2: “Allowing the retail sale of cannabis in Escondido is a good idea. There is no evidence of negative community impacts and the City would get over \$1,000,000 for essential services.”



Measure: Sales Tax

56% vote yes on the citizen sales tax initiative

Question 33: If the election were held today, how would you vote on this measure, "To provide funding for general services in the City of Escondido, such as police patrols and crime prevention; fire protection, paramedic, and 911 emergency response; keeping streets, sidewalks, infrastructure, parks, and facilities safe, clean, and well maintained; addressing homelessness, traffic management, and other city services; shall an ordinance establishing a one-cent sales tax be adopted, providing over \$30,000,000 annually, for general government use, with independent audits, citizen oversight, and all money locally controlled?"

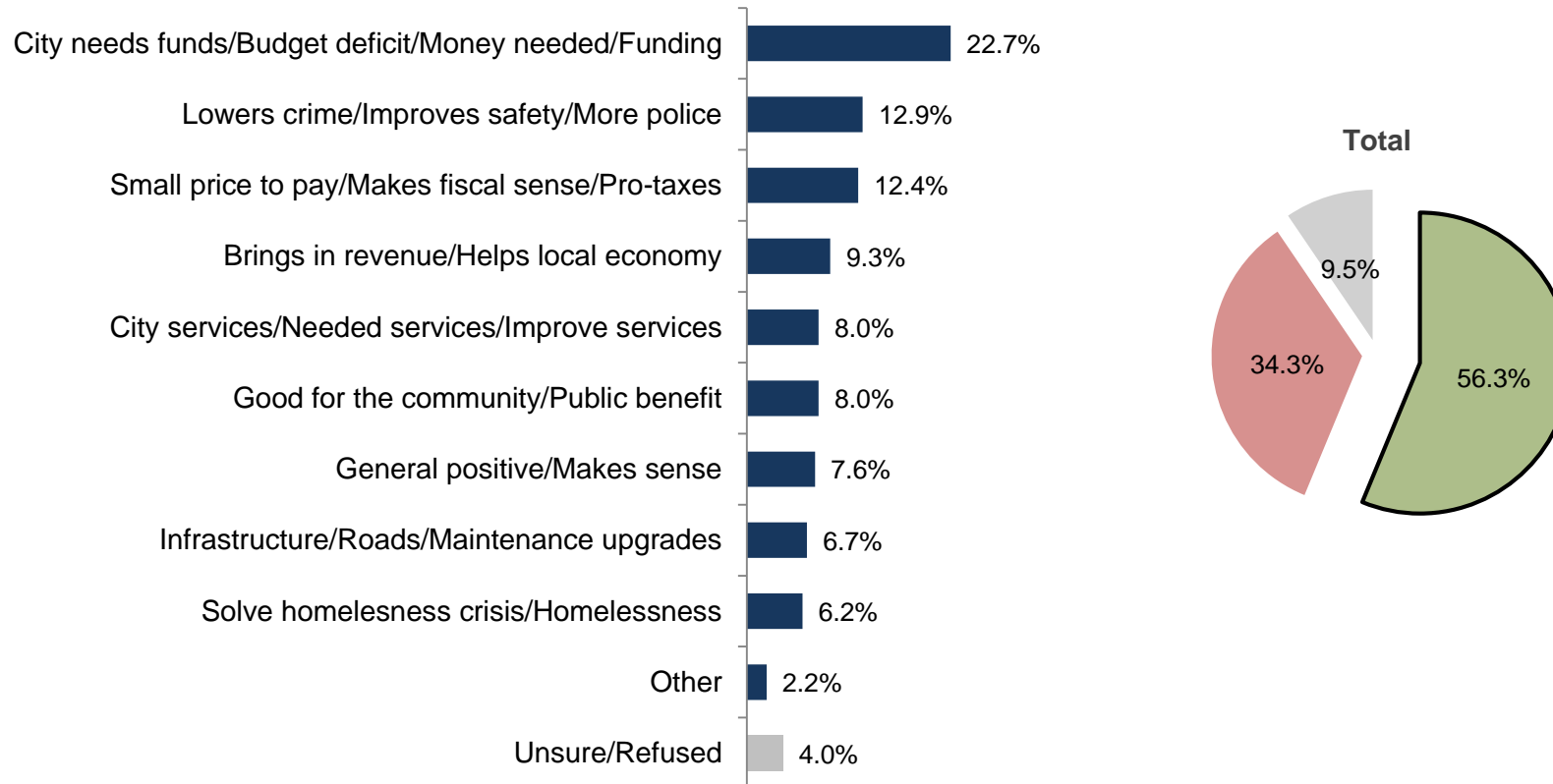


Among those who would vote yes to approve the sales tax, 23% cite the funding is needed/necessary

Question 34: Why would you vote yes, for the measure?

[IF ANSWERED 'VOTE YES' TO Q33]

[OPEN-ENDED RESPONSE]

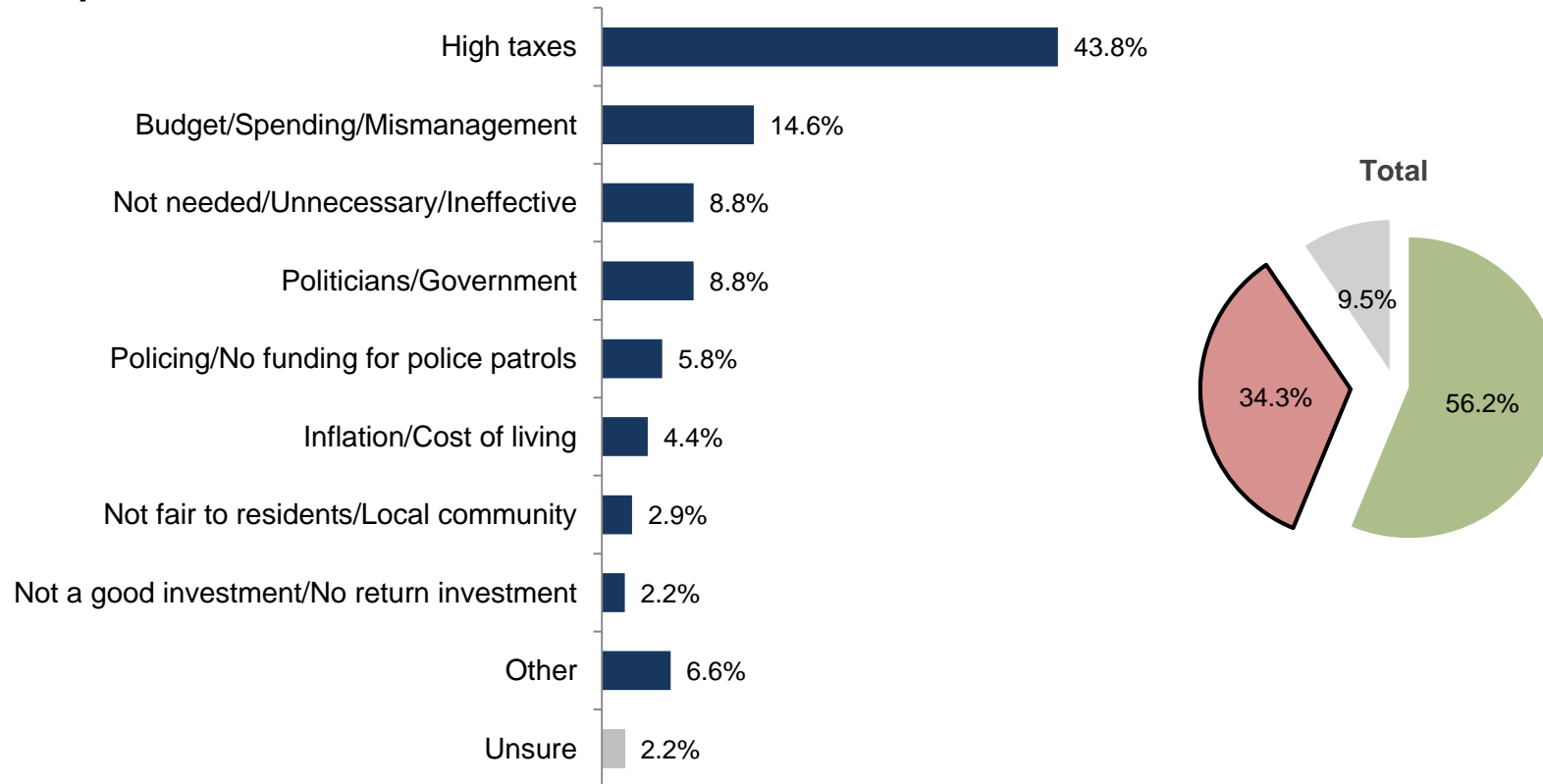


Among those who would vote no to approve the sales tax, 44% cite taxes being too high already

Question 35: Why would you vote no, against the measure?

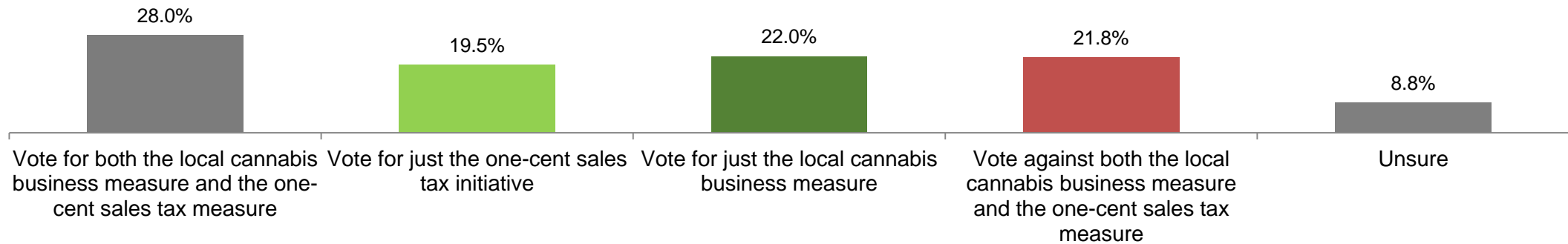
[IF ANSWERED 'VOTE NO' TO Q33]

[OPEN-ENDED RESPONSE]



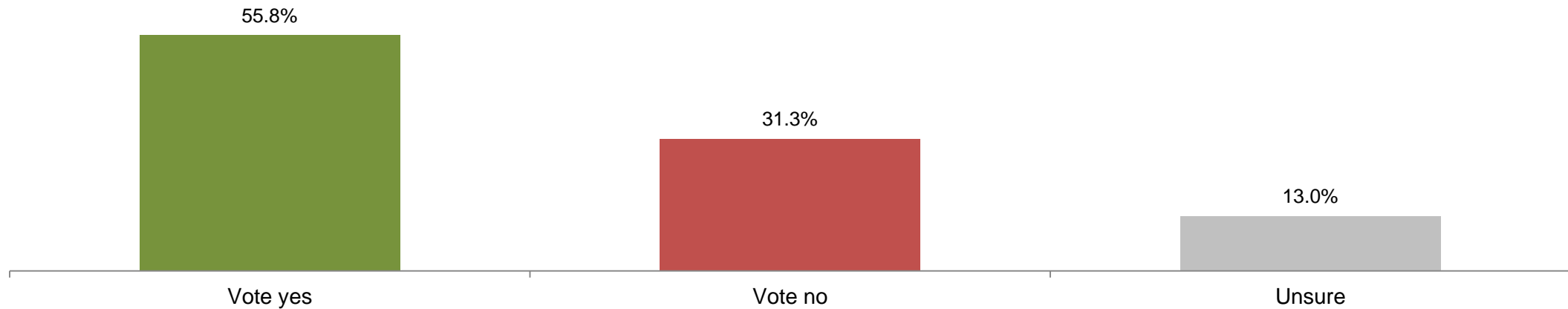
28% would vote for both the local cannabis business measure and the one-cent sales tax initiative

Question 36: If both the local cannabis business measure and the one-cent sales tax initiative were on the November ballot, which would be your choice?



56% vote yes on the San Diego County transit sales tax measure

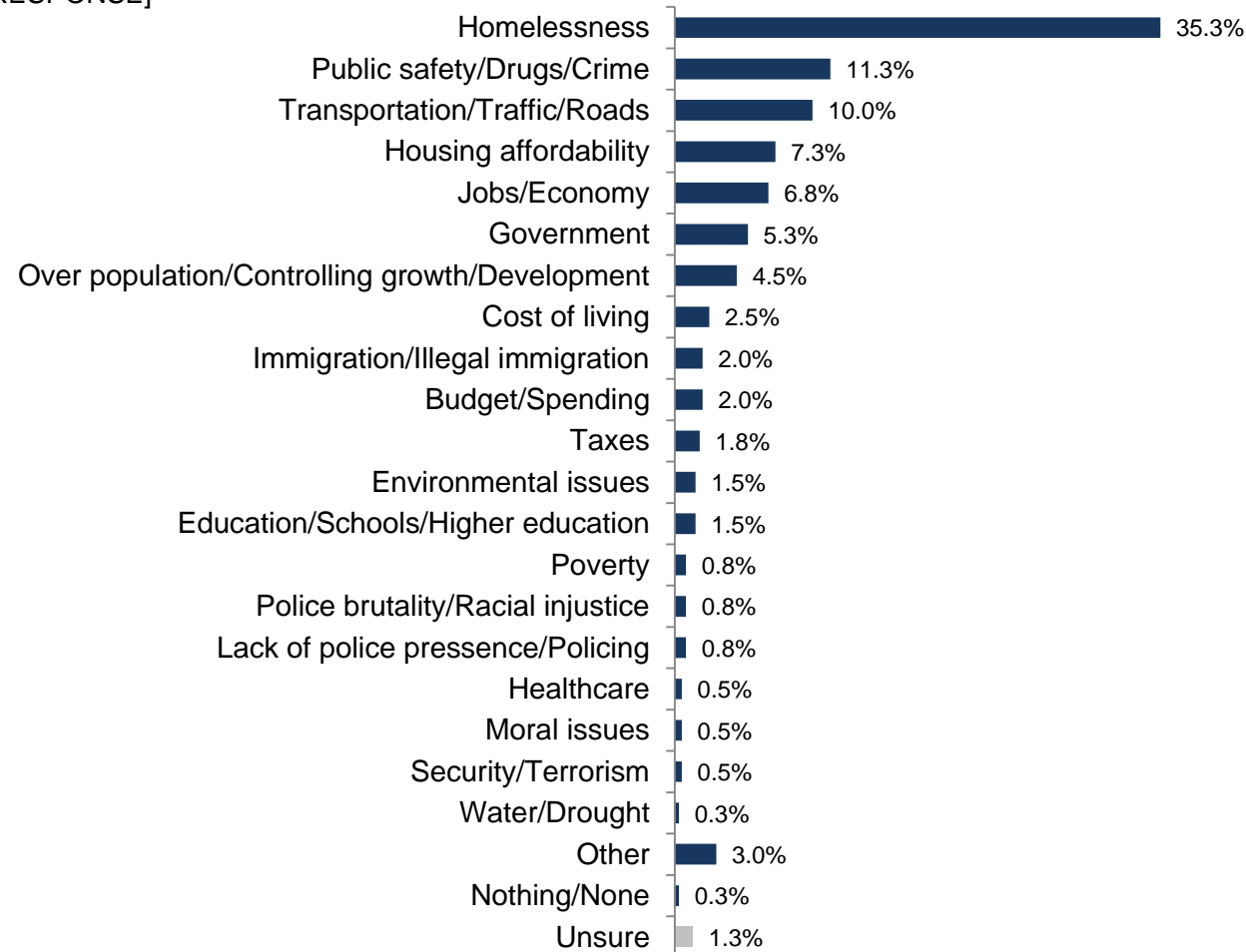
Question 52: If the election were held today, how would you vote on this measure, "Shall an ordinance be adopted to: repair roads, deteriorating bridges; relieve congestion; provide every community funds for pothole/street repairs; expand public transit, including improved services for seniors, disabled, students, veterans; reduce polluted runoff; preserve open space to protect water quality/reduce wildfires by enacting, with independent oversight/audits, a 40-year, half-cent local sales tax that Sacramento cannot take away?"



Overall sentiments

Homelessness is the most important issue facing the City of Escondido today

Question 1: In your own words, what do you feel is the most important issue facing the City of Escondido today?
[OPEN-ENDED RESPONSE]

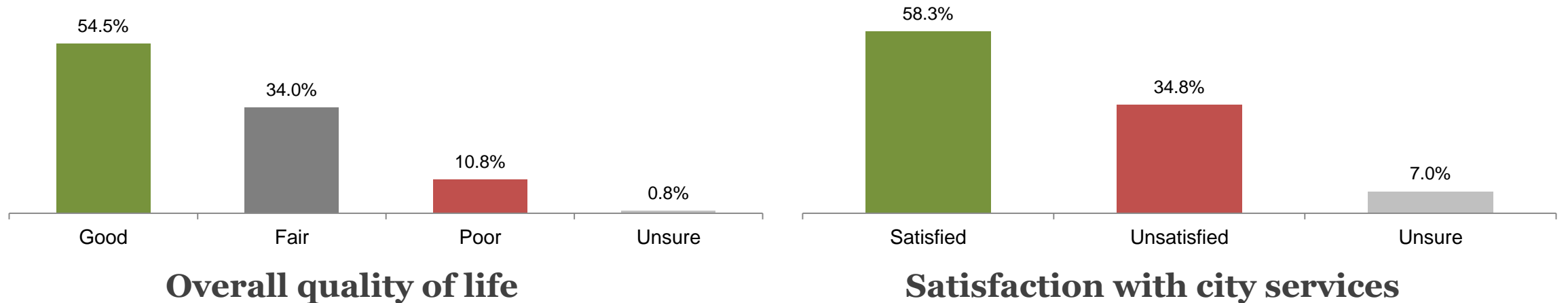


*2022 Sales tax survey question: [open-ended] If the city government could change one thing to make Escondido a better place to live now and in the future, what change would you like to see?

55% rate the overall quality of life in Escondido as good. While 58% are satisfied with the job the City of Escondido is doing to provide city services

Question 2: How would you rate the overall quality of life in Escondido?

Question 3: Generally speaking, are you satisfied or dissatisfied with the job the City of Escondido is doing to provide city services?



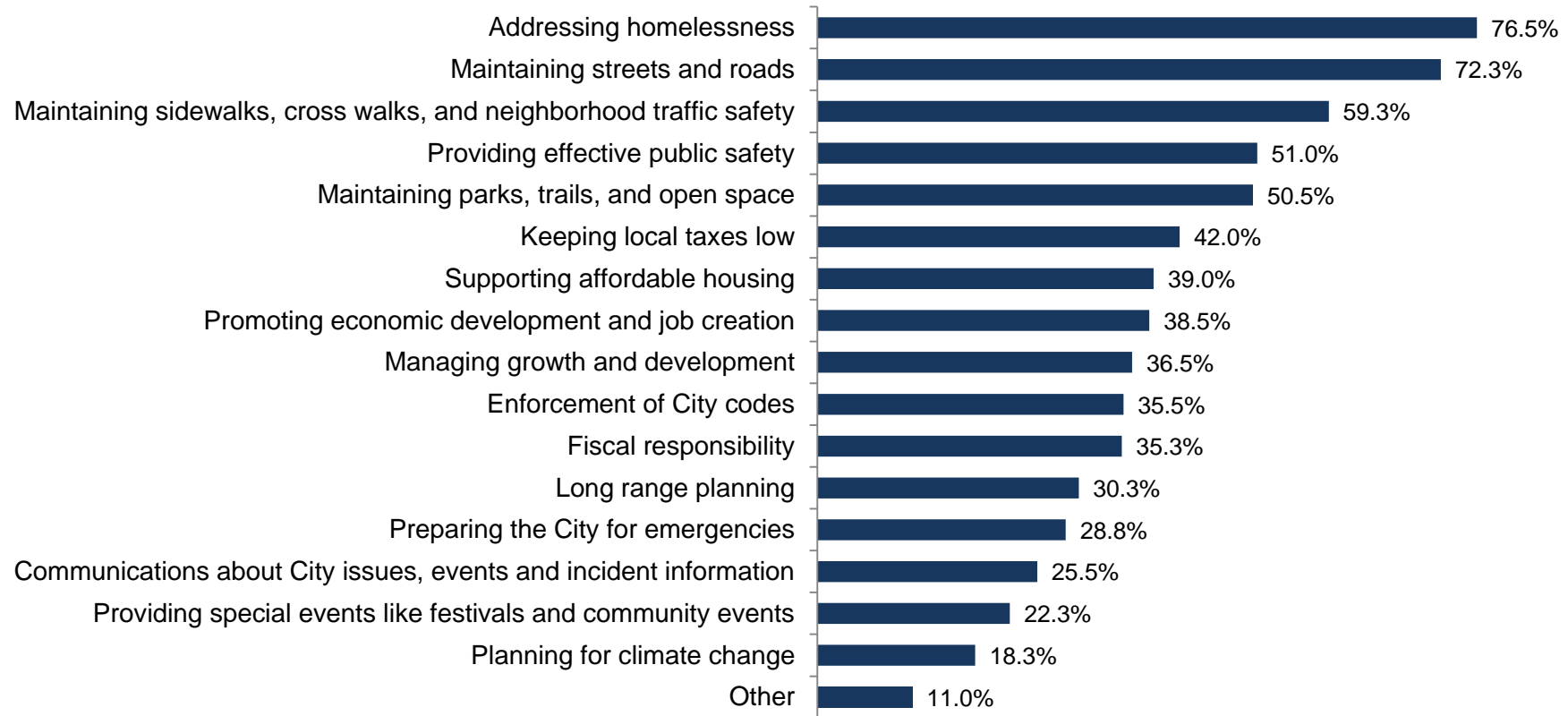
*2022 Sales tax survey:

Overall quality of life: *Good* – 60%; *Fair* – 33%; *Poor* – 6%

Satisfaction with city services: *Satisfied* – 67%; *Unsatisfied* – 25%

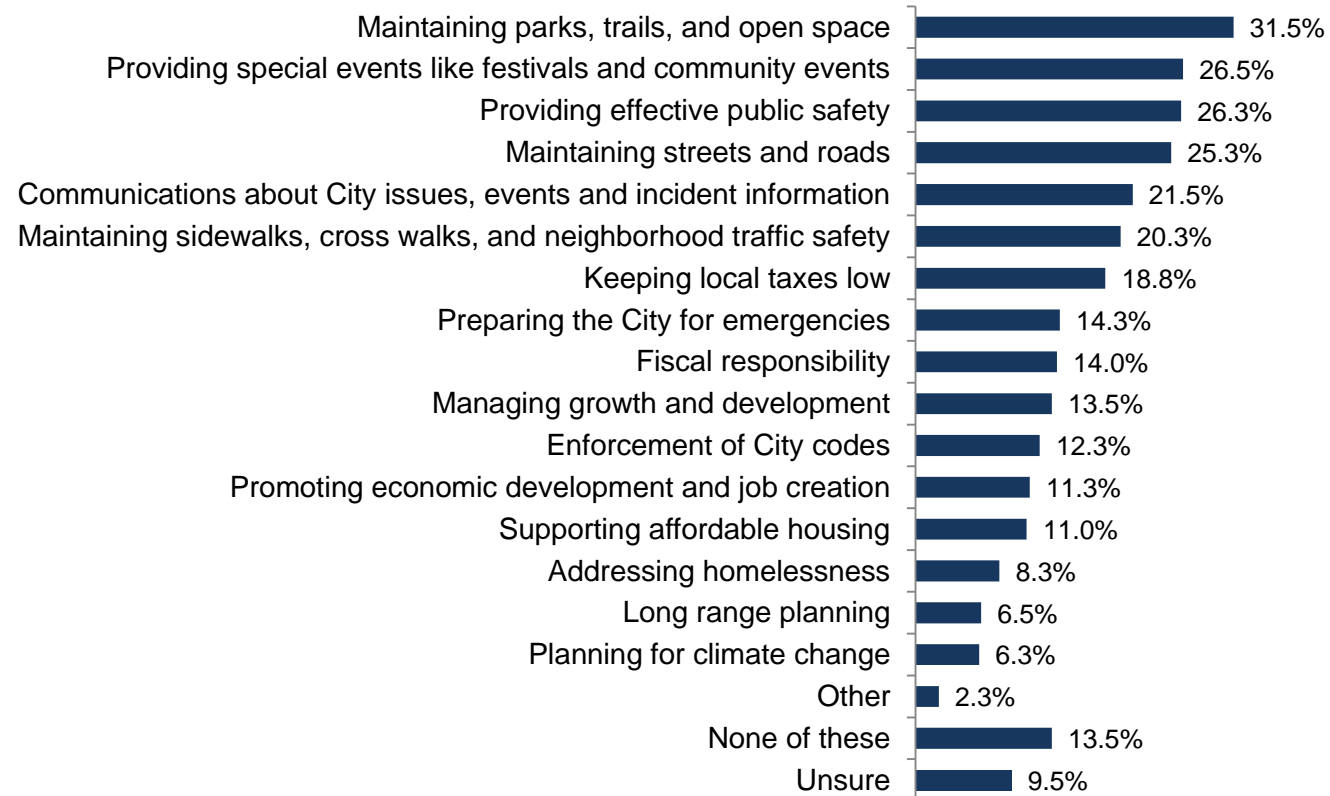
Addressing homelessness and maintaining streets and roads are most important to Escondido voters

Question 4: Now we have a list of possible priorities you might have for the City of Escondido, please indicate which you think are very important to you personally. Select all that apply.



Escondido voters are most satisfied with how the City maintains parks, trails, and open space

Question 5: Thinking of the same list of possible priorities you might have for the City of Escondido, please indicate which you are personally satisfied with. Select all that apply.

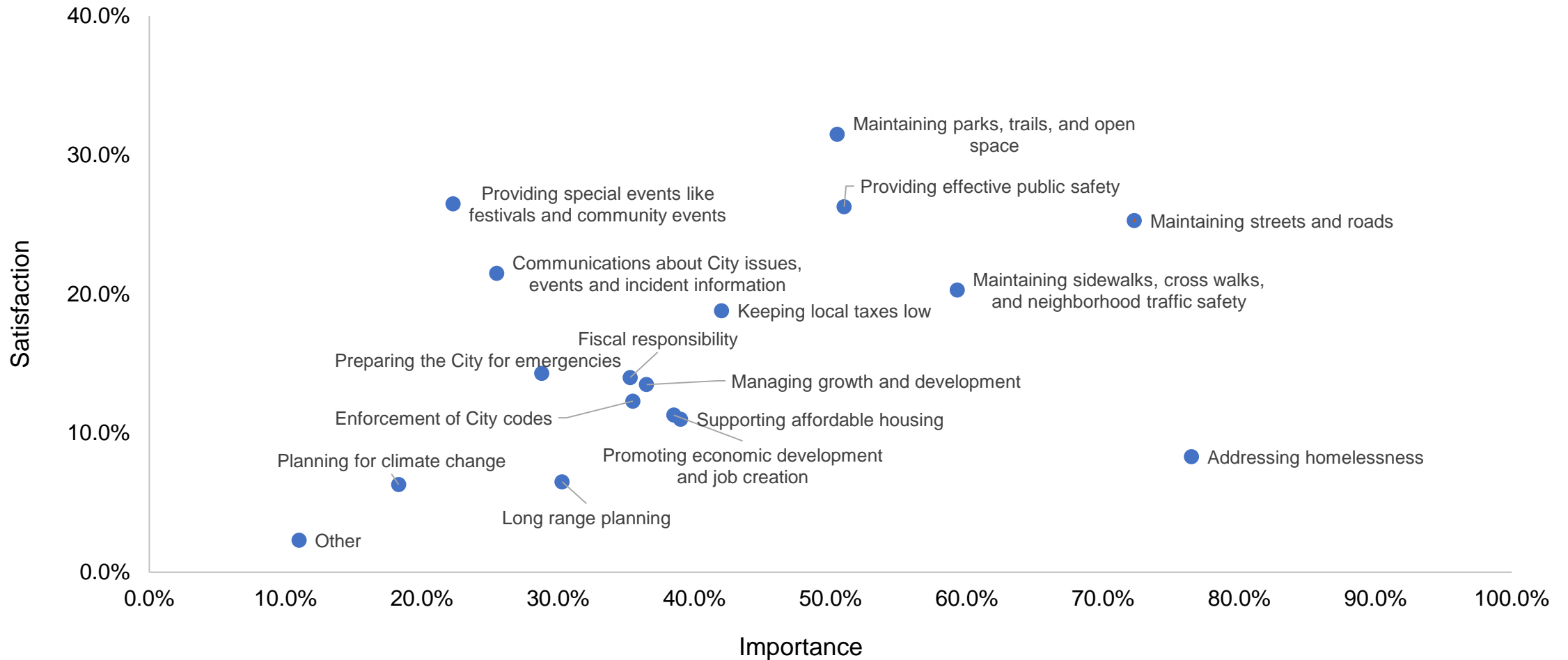


Addressing homelessness is rated high in importance but rated low in satisfaction

Item8.

Question 4: Now we have a list of possible priorities you might have for the City of Escondido, please indicate which you think are very important to you personally. Select all that apply.

Question 5: Thinking of the same list of possible priorities you might have for the City of Escondido, please indicate which you are personally satisfied with. Select all that apply.

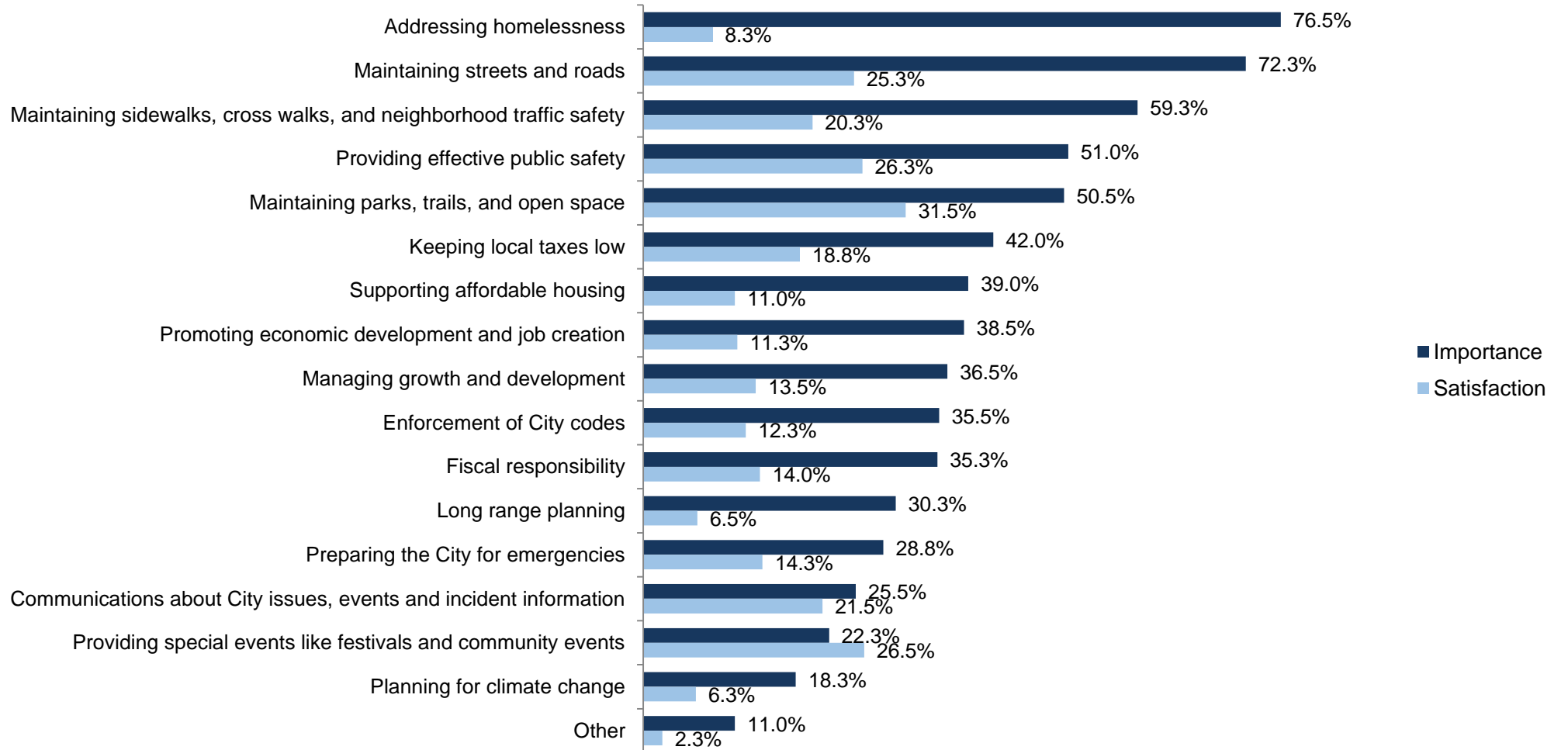


Addressing homelessness is rated high in importance but rated low in satisfaction

Item 8.

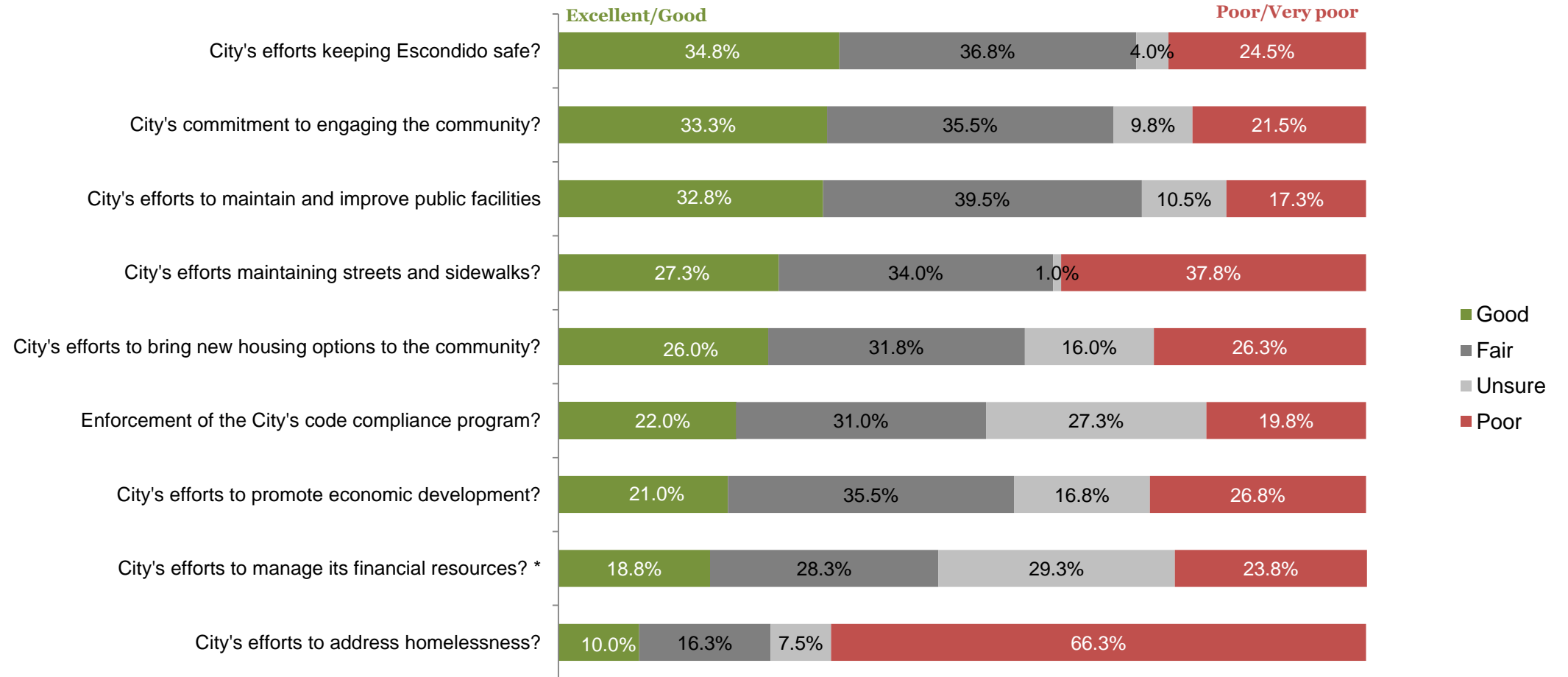
Question 4: Now we have a list of possible priorities you might have for the City of Escondido, please indicate which you think are very important to you personally. Select all that apply.

Question 5: Thinking of the same list of possible priorities you might have for the City of Escondido, please indicate which you are personally satisfied with. Select all that apply.



The city's effort in keeping Escondido safe is rated the highest. Effort in addressing homelessness is rated poorly

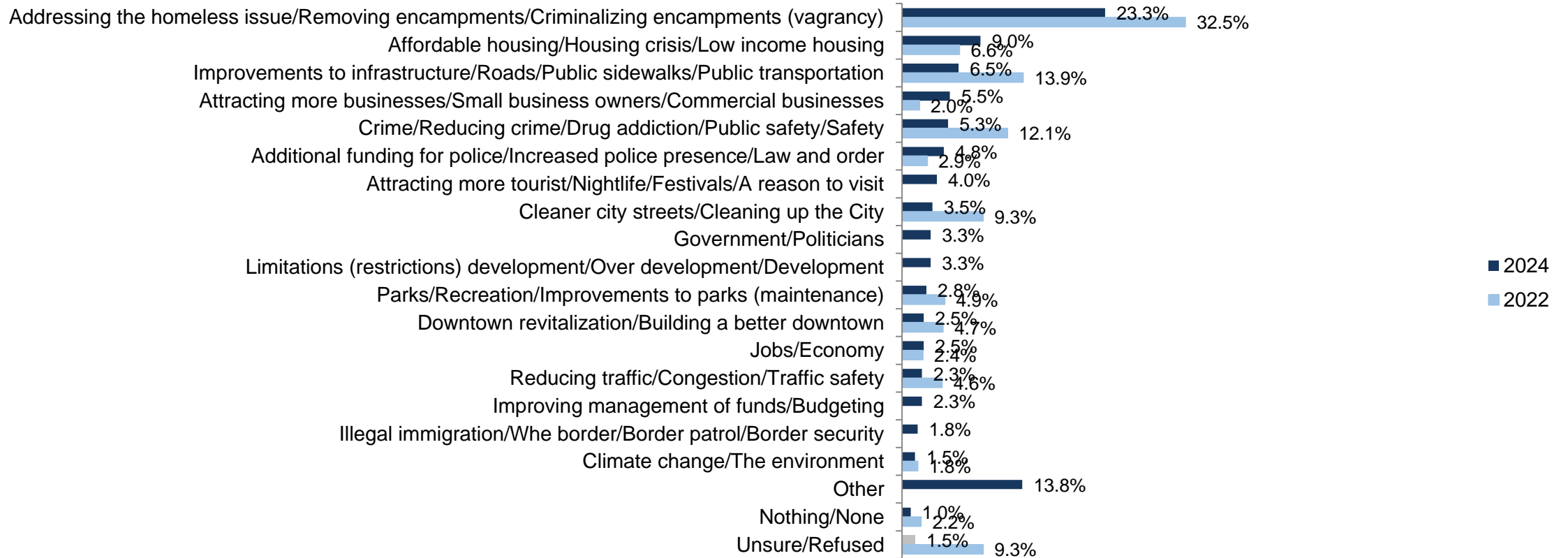
Question 6-14: For the following questions, rate how well or how poorly the City of Escondido has done at each



* vs. 2022 Sales tax survey: Good - 23%; Fair – 35%; Poor – 20%

Addressing homelessness is most mentioned issue to make Escondido a better place to live

Question 54: If City leaders could change one thing to make Escondido a better place to live now, and in the future, what change would you like to see?
[OPEN-ENDED RESPONSE]



*2022 Sales tax survey question: [open-ended] If the city government could change one thing to make Escondido a better place to live now and in the future, what change would you like to see?

Questions?

Adam Probolsky, President

O: 949-855-6400 | M: 949-697-6726

E: adamp@probolskyresearch.com

Joshua Emeneger, Senior Research Analyst

O: 202-559-0270



**Opinion Research on
Elections and Public Policy**



PROBOLSKY RESEARCH

23 Corporate Plaza Suite 150 Newport Beach CA 92660

Newport Beach
(949) 855-6400

San Francisco
(415) 870-8150

Washington DC
(202) 559-0270



STAFF REPORT

June 5, 2024
File Number 0430-30

SUBJECT

USER AND REGULATORY FEE STUDY WORKSHOP

DEPARTMENT

Finance

RECOMMENDATION

Request the City Council provide direction regarding the results of the User and Regulatory Fee Study prepared by ClearSource.

Staff Recommendation: Provide Direction (Finance: Christina Holmes, Director of Finance)

Presenter: Christina Holmes, Director of Finance and Terry Madsen, President of ClearSource Financial Consulting

ESSENTIAL SERVICE – Police Services; Fire/EMS Services; Keep City Clean for Public Health and Safety; Land Use/Development; Clean Water; Sewer; Public Works/Infrastructure; Maintenance of Parks facilities/Open Spaces

COUNCIL PRIORITY – Eliminate Structural Deficit

FISCAL ANALYSIS

If the amended fees proposed in the Study (Attachment “1”) are adopted by the City Council, the anticipated fiscal impact of the proposed fee changes is approximately \$1,270,000.

PREVIOUS ACTION

A comprehensive user fee study was last performed by a consultant in FY2019/20 and adopted by the City Council on April 8, 2020.

BACKGROUND

California cities regularly conduct these studies to justify fee amounts imposed and to optimize the overall portfolio of revenues available to the municipality to fund its services. Industry practice and fiscal conditions in the state have led most cities to link cost recovery for services of individual action, cause, or



CITY of ESCONDIDO

STAFF REPORT

benefit to that same individual through user fee revenue, relieving the agency's general revenues as much as possible for use toward services of broader community benefit.

Recovering the costs of providing fee-related services directly influences the City's fiscal health and increases the City's ability to meet the service level expectations of fee payers.

The services for which the City imposes a user or regulatory fee typically derive from an individual person or entity's action, request, or behavior. Therefore, except in cases where there is an overwhelming public benefit generated by the City's involvement in the individual action, a fee for service ensures that the individual bears most, if not all, of the cost incurred by the City to provide that service. When a fee targets "100% or full cost recovery," the individual is bearing the entirety of the cost. When a fee targets less than full cost recovery, another City revenue source – in most cases, the General Fund – subsidizes the individualized activity.

Generally, fees for service are targeted to full cost recovery, inclusive of operating, direct, indirect, and capital costs, except in cases where the City Council cites a public interest in lower fees. The City may also be influenced by market conditions, comparing to municipalities of similar size and service profile.

User and Regulatory Fee Study

The results of the User and Regulatory Fee Study are provided in Attachment "1". During the course of the study, information and analysis was generated and is discussed substantively throughout the fee study report and its technical appendices. However, summarized in the following findings statements by broad fee category, are outcomes and proposals of particular interest to City leaders and policymakers.

- Development-related and operational permitting fees are proposed for adjustment to more closely align to the City's cost of service.
 - Building Fees: target full cost recovery.
 - Current Planning Fees, Engineering Fees, and Fire Prevention Fees: Generally, target full cost recovery for most services. However, initial fee adjustments have been capped in order to phase-in fee increases where more than 50 percent adjustment to costs would be required.
- Community Services Rental Fees are recommended for adjustment.
 - Proposed adjustments continue to prioritize the City's residents and non-profit renters by providing reduced rental rates for those users as opposed to non-resident and commercial users, which are assessed the full cost to provide the service.
- Public Works Fees have been calculated to allow the City to fully recover the costs of:
 - Special event support provided by Public Works staff.
 - Over street banner hanging.



CITY of ESCONDIDO

STAFF REPORT

- Police Fees are collected for certain discrete services required/requested. Many police fees are limited by State Law. For fees set by the City, fee amounts have been adjusted to reflect the City's cost of service. Fees for police range facilities are also proposed for adjustment. Facility rental rates are based on the market demand for reserved facility use.
- Utility Service Fees (Non-rate fees) are proposed to be adjusted to reflect the City's current costs of service. Several of these fee-related services, require materials (e.g., meters) that have increased in costs over the last several years. These material cost increases are reflected in the proposed fees. In addition, new fees are recommended to recover the costs of services provide by the city not currently on the fee schedule.
- Banner Hanging. The City charges a \$40 fee for hanging banners over streets for special events. Hanging over street banners requires special equipment; therefore, the city has engaged with a consultant to provide this service. The consultant fees are \$1,200, the City absorbs the remaining costs, a 3 percent cost recovery rate. In 2023, the City hung a total of 11 banners, of those, 8 were paid, and 3 were City sponsored events (Fire and Water Expo, National Night Out, and Free E-Waste Shred Event).

The City operates a Hero banner program that honors men and women who serve, or have served, in the U.S. Armed Forces, and First Responders by offering personalized banners that will be hung around downtown Escondido. Banner hanging services are also provided by a consultant; however, the current fees cover the full cost of this service.

- Business License Application Fee. Staff are recommending adding a flat fee of \$25 to cover the costs associated with each business license application review.

Regional Fee Comparison

Similar fees are collected by communities throughout the region and the State. The proposed fee amounts do not exceed the City's cost of service and are in-range of amounts charged by other jurisdictions. In order to provide the City Council with additional information as it considers potential adjustments to fees, current and proposed fees were compared to amounts collected by other agencies.

The City of Escondido, consistent with other cities throughout the State, has an existing fee schedule that contemplates hundreds of potential unique requests for service. This can result in thousands of fee scenarios when comparing among multiple agencies. Consequently, an exhaustive comparison of the hundreds, and potentially thousands of scenarios is unrealistic. Instead, comparison information for several targeted fee categories (e.g., high volume categories, fee categories of particular interest to community, etc.) are provided in order to provide City Council with a reasonable sense of changes expected.



CITY of ESCONDIDO

STAFF REPORT

For Escondido, outcomes will show that new fees may range from low, mid, to upper end of regional fee spectrum depending on the service provided. This is common among municipalities due to differing levels of service and review included among various fee categories.

NEXT STEPS

With the direction from the City Council received on June 5, 2024, a Public Hearing will be held on June 19, 2024, for the adoption of the amended fee schedule establishing and updating user and regulatory fees.

FUTURE FEE UPDATES

User fees should be updated annually to keep pace with rising costs over time. A common method of adjusting fees is to evaluate regional cost indicators, such as the Consumer Price Index to ensure that the City receives appropriate fees for work being conducted. Staff recommends annually adjusting user fees by July 1, 2024, utilizing an inflation factor equal to changes in the San Diego area's Consumer Price Index for all Urban Consumers published by the US Department of Labor, Bureau of Statistics. This approach is consistent with other jurisdictions in the region for evaluating their annual user fee adjustments. The proposed CPI adjusted fee updates will be reflected in an annual fee Resolution to City Council and in accordance with the requirements pursuant to Government Code Section 66000, et seq.

ATTACHMENTS

- a. Attachment "1" – User and Regulatory Fee Study
- b. Attachment "2" – Proposed User Fee Schedule

MAY 2024

USER AND REGULATORY FEE STUDY

REPORTING

<u>Section</u>	<u>Description</u>	<u>Page #</u>
1	TRANSMITTAL	1
2	EXECUTIVE SUMMARY Overall Findings	2
3	PROJECT OVERVIEW Scope and Guidance	13
4	IMPLEMENTATION Considerations for Implementation	17

APPENDICES

<u>Appendix</u>	<u>Description</u>
A	COST OF SERVICE ANALYSIS
B	ILLUSTRATION OF PROPOSED FEE CHANGES



May 2024

CITY OF ESCONDIDO

Attn: Christina Holmes, Director of Finance
201 North Broadway
Escondido, CA 92025

USER AND REGULATORY FEE STUDY

Dear Ms. Holmes:

ClearSource Financial Consulting submits the following report describing the findings of our preparation of a User and Regulatory Fee Study for the City of Escondido.

Please refer to the Executive Summary for the key findings of the analysis and estimated impacts to City funds. The balance of the report and its appendices provide the necessary documentation to support those outcomes.

Thank you for the opportunity to serve the City on this topic. We are happy to continue discussion on this study as the need arises or consult with you on additional topics.

Sincerely,

A handwritten signature in blue ink, appearing to read "Terry Madsen".

TERRY MADSEN, PRESIDENT | CLEARSOURCE FINANCIAL CONSULTING

PHONE: 831.288.0608

EMAIL: TMADSEN@CLEARSOURCEFINANCIAL.COM

STUDY OVERVIEW

The City of Escondido has completed a **User and Regulatory Fee Study**. California cities regularly conduct these studies to justify fee amounts imposed and to optimize the overall portfolio of revenues available to the municipality to fund its services.

Industry practice and fiscal conditions in the state have led most cities to link cost recovery for services of individual action, cause, or benefit to that same individual through user fee revenue, relieving the agency's general revenues as much as possible for use toward services of broader community benefit.

USER AND REGULATORY FEES

Cities derive annual revenue from a number of sources. These include, but are not limited to, property taxes, sales taxes, license fees, franchise fees, fines, rents, and user and regulatory fees. **User and regulatory fees are intended to cover all, or a portion of, the costs incurred by the City for providing fee-related services and activities that are not otherwise provided to those not paying the fee.**

California law provides guidance regarding the amounts the City may charge for fee-related services and activities. Specifically, in order to avoid being considered taxes, the **fees charged shall not exceed the estimated reasonable cost of providing the services**, activities, or materials for which fees are charged.

COST RECOVERY POLICY AND PRACTICE

Recovering the costs of providing fee-related services directly influences the City's fiscal health and increases the City's ability to meet the service level expectations of fee payers.

The services for which the City imposes a user or regulatory fee typically derive from an individual person or entity's action, request, or behavior. Therefore, except in cases where there is an overwhelming public benefit generated by the City's involvement in the individual action, **a fee for service ensures that the individual bears most, if not all, of the cost incurred by the City to provide that service.** When a fee targets "100% or full cost recovery," the individual bears the entirety of the cost. When a fee targets less than full cost recovery, another City revenue source – in most cases, the General Fund – subsidizes the individualized activity.

A sample of cost recovery policy information is included on the following page.

COST RECOVERY THRESHOLD

CHARACTERISTIC OF THE SERVICE / ACTION

“NONE”
 No Recovery of the Costs of Service

- Acute interest in protecting:
 - Public safety
 - Integrity of City infrastructure, assets, and operations
 - Vulnerable populations
- Collection of fees is not feasible or cost-effective

“VERY LOW”
 Up to 25% of the Full Cost of Service

- Though characteristics of the service yield great public benefits, some level of fee on the individual is warranted to recognize value of the service provided and to support desired outcomes in either process or behavior
- Individualized service particularly relates to or impacts vulnerable populations
- Services stem from community-led initiatives or events

“LOW”
 26% to 50% of the Full Cost of Service

- The broader public greatly benefits from the individual service provided
- Larger fee amounts may discourage compliance with City requirements
- Market sensitivities may negatively impact demand for services deemed important to the character of the community
- City policy directs an influence on fee amounts for:
 - Concern for low-income participation
 - Concern for specific sectors, such as owner-occupied residences or small business
 - Priority for resident participation, versus non-resident

“MODERATE”
 Greater than 50% of the Full Cost of Service

- While the individual benefits greatly from service provided, public benefit or public interest in compliance/participation is present
- Factors described in lower thresholds retain some influence
- Though service benefits the individual to a high degree, fee levels should be sensitive to the encouragement of current City initiatives

“FULL”
 100% of the Full Cost of Service

- Service benefits the individual to a great degree
- Service is highly regulatory
- Fee amounts do not materially impact compliance or demand
- Fee amounts for comparable service are in line with other regional communities
- The City discourages the activity

“PENALTY”
 Greater than Full Cost

- Must be a fine/penalty for non-compliance with City code

FINDINGS AND PROPOSED ACTION

During the course of study, information and analysis was generated and is discussed substantively throughout this report and its technical appendices. However, summarized in the following findings statements by broad fee category, are outcomes and proposals of particular interest to City policymakers.

- **Development-related and operational permitting fees** are proposed for adjustment to more closely align to the City's cost of service.
 - **Building Fees:** target full cost recovery
 - **Current Planning Fees, Engineering Fees, and Fire Prevention Fees:** Generally, target full cost recovery for most services. However, initial fee adjustments have been capped in order to phase-in fee increases where more than 50% adjustment to costs would be required.
- **Community Services Rental Fees** are recommended for adjustment.
 - Proposed adjustments continue to prioritize the City's residents and non-profit renters by providing reduced rental rates for those users as opposed to non-resident and commercial users.
- **Public Works Fees** have been calculated to allow the City to fully recover the costs of:
 - Special event support provided by Public Works staff.
 - Over street banner hanging.
- **Police Fees** are collected for certain discrete services required/requested. Many police fees are limited by State Law. For fees set by the City, fee amounts have been adjusted to reflect the City's cost of service. Fees for police range facilities are also proposed for adjustment. Facility rental rates are based on the market demand for reserved facility use.
- **Utility Service Fees (*Non-rate fees*)** are proposed to be adjusted to reflect the City's current costs of service. Several of these fee-related services, require materials (e.g., meters) that have increased in costs over the last several years. These material cost increases are reflected in the proposed fees.

Regional Fee Comparison

Similar fees are collected by communities throughout the region and the State. The proposed fee amounts do not exceed the City's cost of service and are in-range of amounts charged by other jurisdictions.

In order to provide the City Council with additional information as it considers potential adjustments to fees, current and proposed fees were compared to amounts collected by other agencies. For sampling purposes the fee comparison examined fees for:


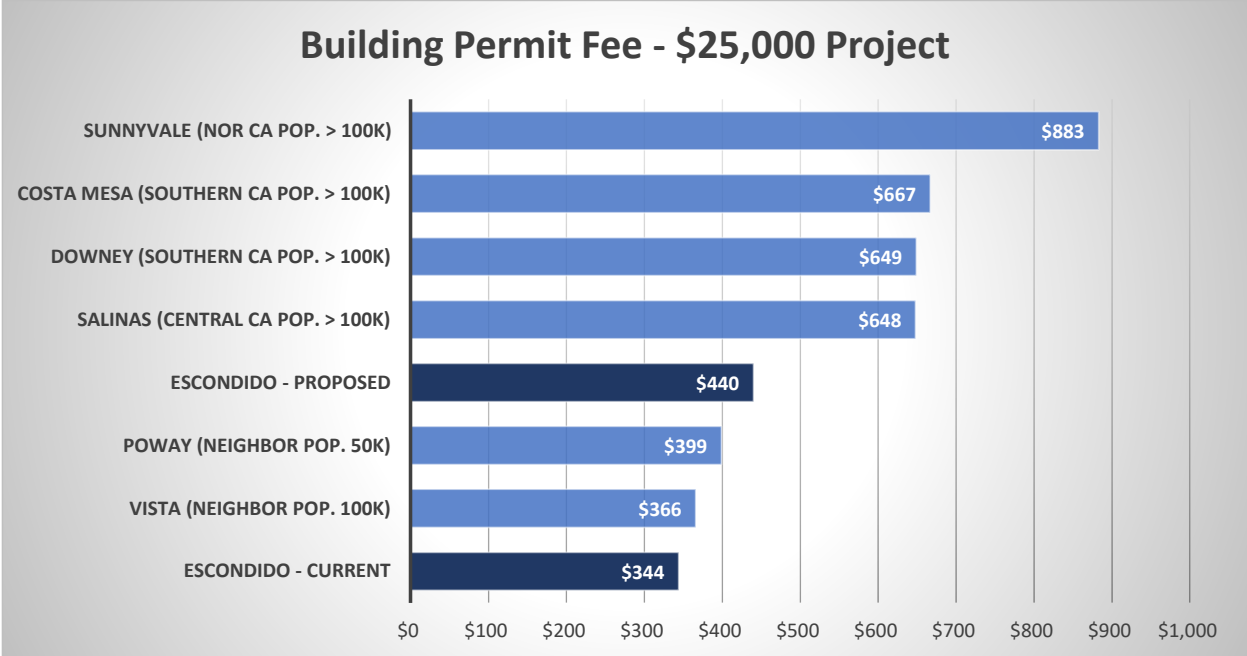
- City of San Marcos
- City of Oceanside
- City of Poway
- City of Vista
- Other California Cities (Southern, Central, Northern CA) with populations greater than 100,000


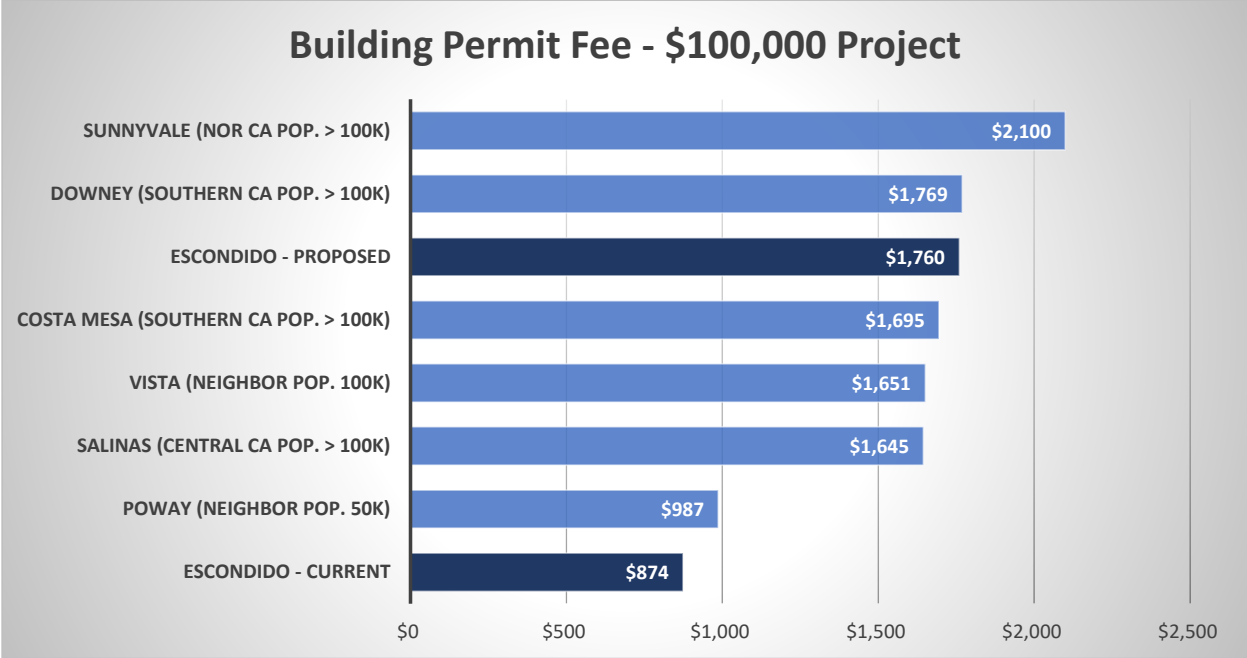
Of note:

- **The City of Poway's most recent building fee update was in 2014 (i.e., 10 years ago)**
- **The City of San Marcos's most recent fee update appears to be 2001 (i.e., 20+ years ago)**
- **The City of Vista updates fees annually to reflect inflationary changes**
- **San Marcos, Oceanside, and San Diego use alternative structure for calculating building fees that doesn't allow for apples-to-apples comparison.**

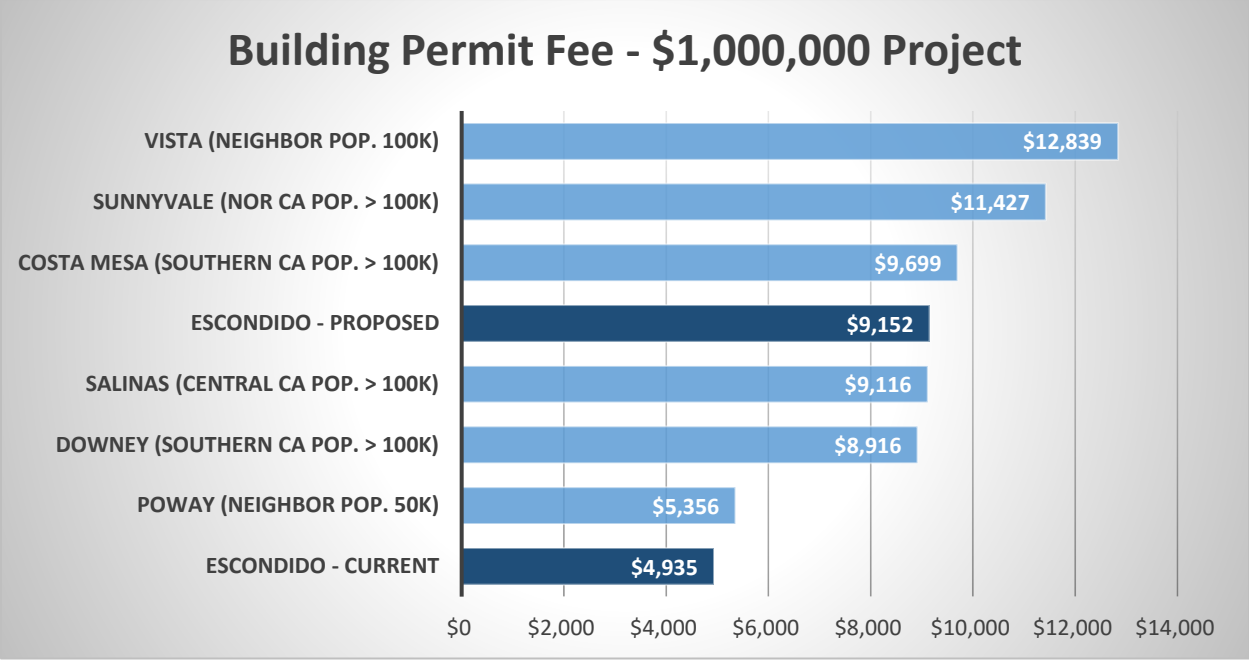
The City of Escondido, consistent with other cities throughout the State, has an existing fee schedule that contemplates hundreds of potential unique requests for service. This can result in thousands of fee scenarios when comparing among multiple agencies. Consequently, an exhaustive comparison of the hundreds, and potentially thousands of scenarios is unrealistic. Instead, comparison information for several targeted fee categories (e.g., high volume categories, fee categories of particular interest to community, etc.) are provided in order to provide City Council with a reasonable sense of changes expected.

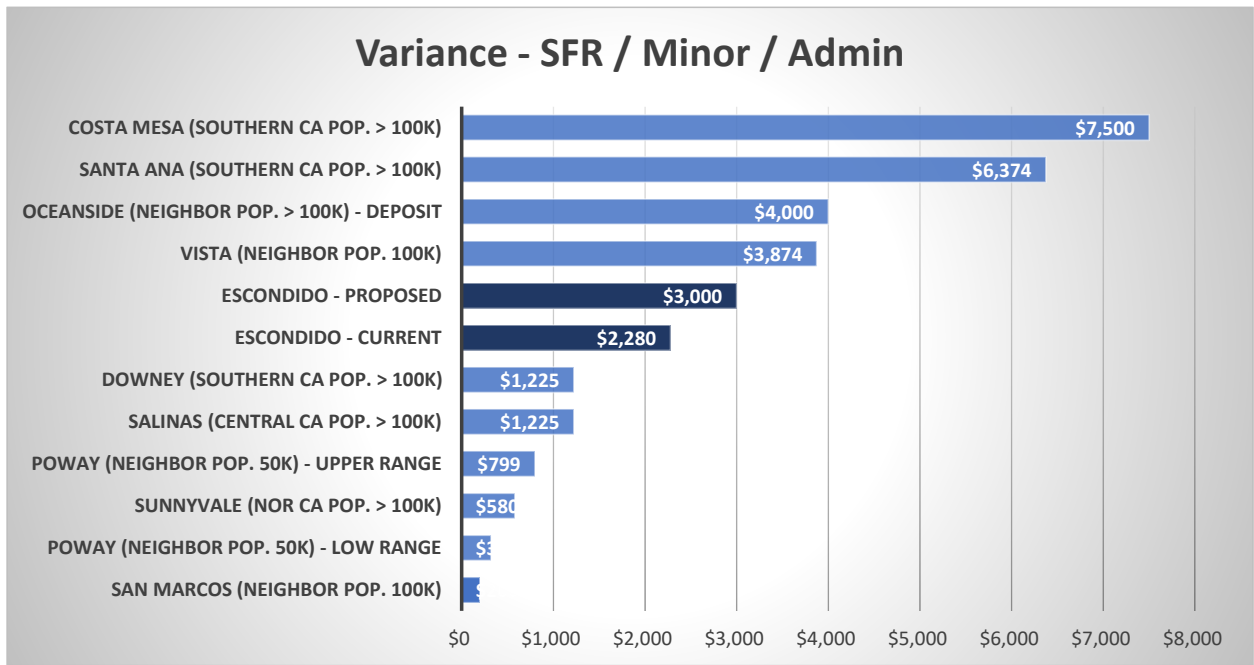
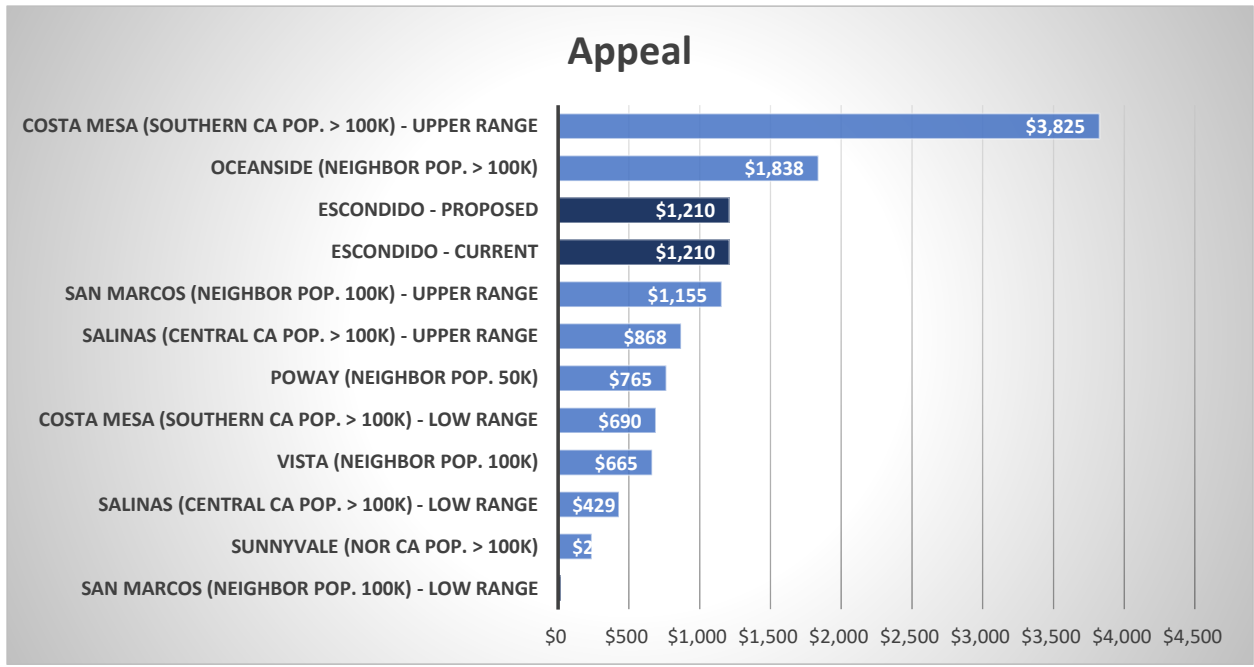
For Escondido, outcomes will show that new fees may range from low, mid, to upper end of regional fee spectrum depending on the service provided. This is common among municipalities due to differing levels of service and review included among various fee categories.

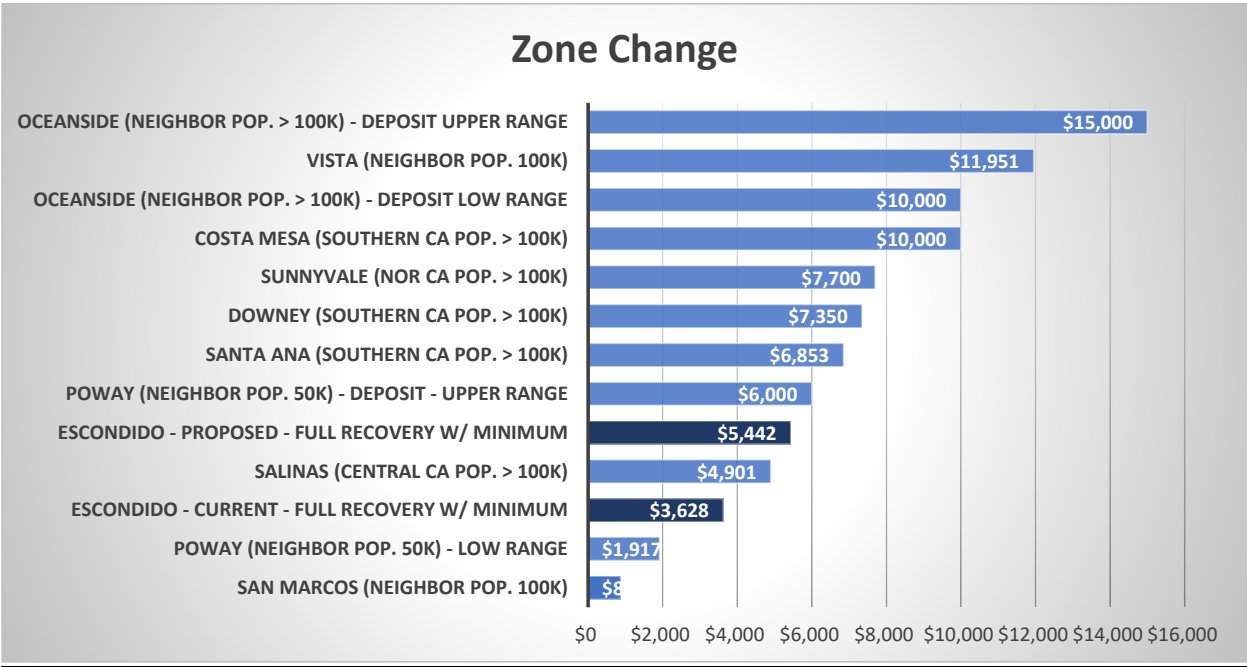
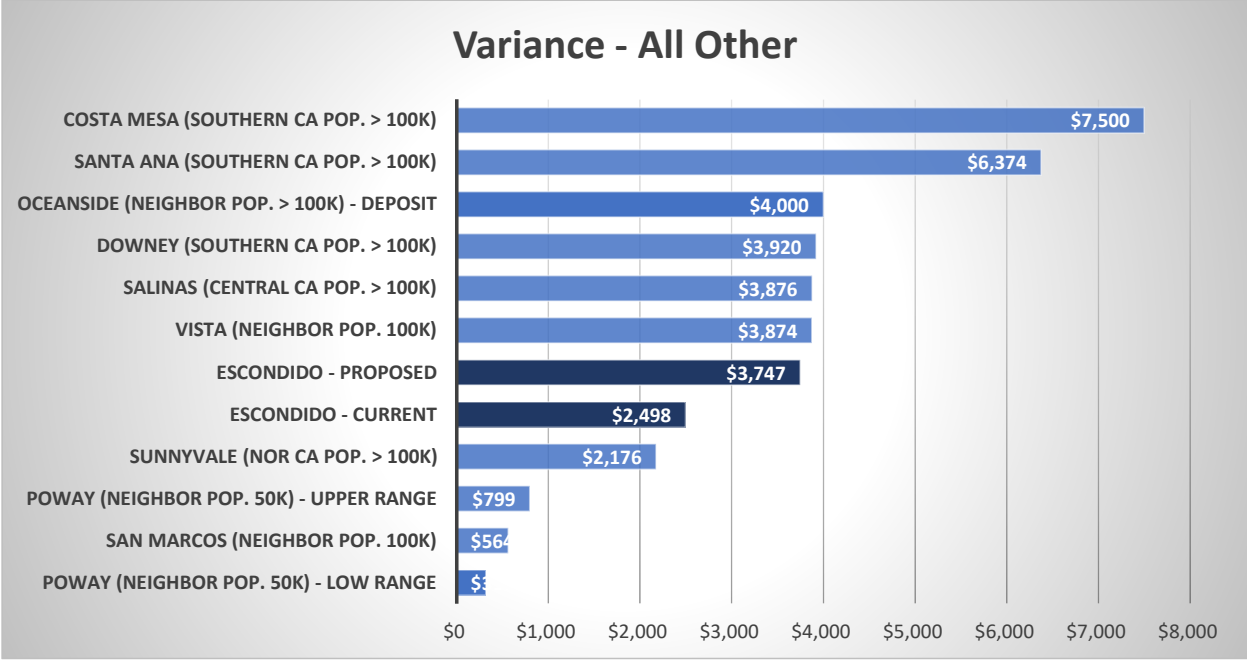


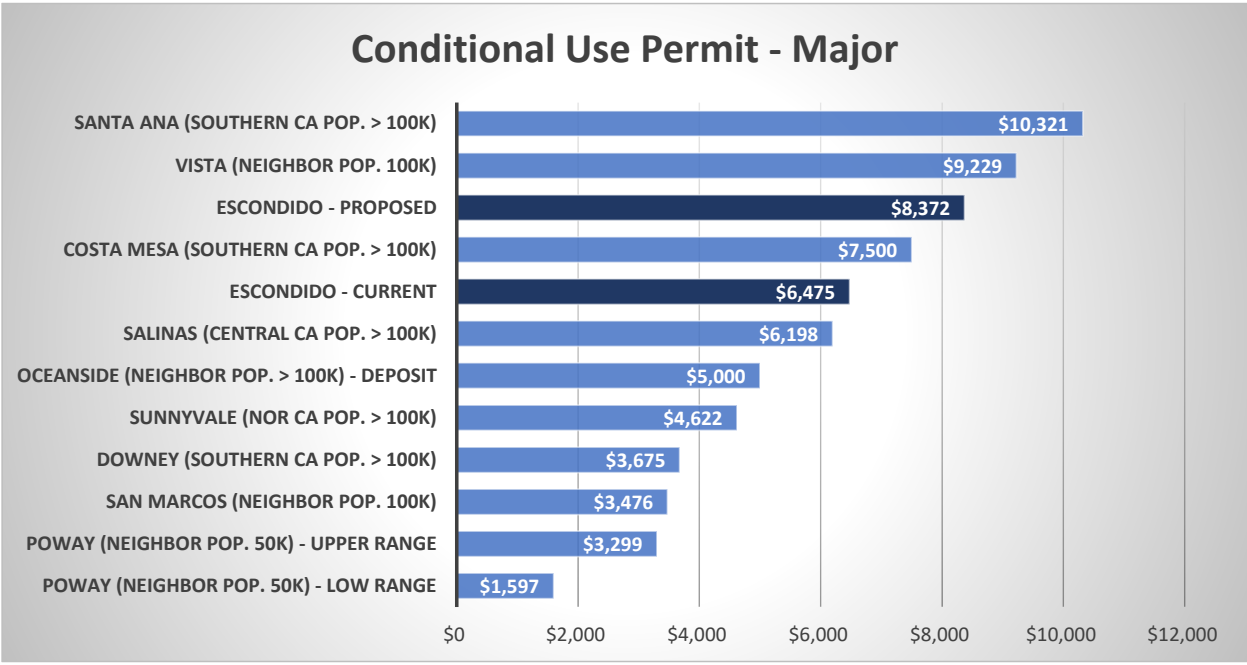



EXECUTIVE SUMMARY









Fiscal Impact

The anticipated fiscal impact of the proposed changes included in the fee schedule update is **\$1,270,000**.

DIRECT FEE-RELATED SERVICES	CURRENT FEES				PROPOSED FEES		
	Annual Cost of Service	Annual Fee Revenue	General Fund Subsidy	Overall Current Cost Recovery	Annual Fee Revenue	New Revenue to General Fund	Proposed Cost Recovery
Building	\$2,760,000	\$2,610,000	\$150,000	95%	\$2,760,000	\$150,000	100%
Current Planning	\$1,220,000	\$710,000	\$510,000	58%	\$960,000	\$250,000	79%
Engineering	\$2,030,000	\$1,450,000	\$580,000	71%	\$1,670,000	\$220,000	82%
Dev Technology	\$110,000	\$0	\$110,000	0%	\$100,000	\$100,000	91%
Long-Range Planning	\$260,000	\$0	\$260,000	0%	\$80,000	\$80,000	31%
Fire Prevention	\$850,000	\$530,000	\$320,000	62%	\$720,000	\$190,000	85%
Recreation	\$5,560,000	\$2,490,000	\$3,070,000	45%	\$2,770,000	\$280,000	50%
Total	\$12,790,000	\$7,790,000	\$5,000,000	61%	\$9,060,000	\$1,270,000	71%

** Amounts shown are estimates. Amounts shown are rounded for illustrative purposes. Actual amounts will vary based on applicant volume and project types. Many individual fees for current planning and engineering and encroachment services will target full cost recovery (100%). Revenue impact is intended to represent a conservative estimate to allow for development and refinement of deposit tracking and hourly billing systems.*

Fairly allocating costs to the services provided and recovering some, or all, of these costs from service recipients creates value and predictability for City customers and reimburses the City for services provided to a single party, as compared to the public at large. Collecting fees for services:

- Increases the availability of General Fund revenues to be used for services and activities available to all residents and businesses, such as public safety and public works services.
- Helps meet fee-payer service level expectations by collecting fees to fund the existing level of services provided.

Please continue to the following technical report and appendices for further discussion of this User and Regulatory Fee Study.

SCOPE OF STUDY

The City of Escondido has completed a **User and Regulatory Fee Study**, which represents an external review of prevailing practices and development of an updated **Schedule of User Fees and Charges**. ClearSource Financial Consulting has prepared this analysis during Fiscal Year 2023/24 and will be available to answer questions as the City proceeds in implementing findings as it chooses.

Key tasks expected by the City from this study included the following:

- Review eligible fee-related services citywide to establish the reasonable relationship between current fees for service and the underlying costs of service.
- Calculate the full cost of service, including estimated citywide overhead costs.
- Recommend fees to be charged for each service.
- Recommend cost recovery strategies and best practices in setting fees, while considering the complexities and demands of responsible programs or departments.
- Identify underlying billable rates for cost recovery opportunities and as the basis for user fees.
- Maintain a thoroughly documented analysis to ensure compliance with Proposition 26, and other statutes, as applicable.

DIRECT SERVICES UNDER REVIEW

Fee Categories

City fees under review in this project focused on direct services eligible for user fee methodology, as listed in the City's published fee schedules. Current services shown in the City's various prevailing fee schedules and addressed in this study are summarized as follows:

- **Planning** – Services include entitlement review and permitting.
- **Engineering** – Services include encroachment permitting, development plan review and inspection.
- **Building** – Building plan review, permitting, and inspection for construction and sub-trades.
- **Fire Fees** – Review of construction and operations for compliance with Fire Code.
- **Police Fees** – For vehicle impound, special service requests, and administrative processing.
- **Utility Fees** – Fees for utility services start-up, fees for turn-on/off due to non-payment, etc.
- **Community Services / Recreation Fees** – Program participation and reserved facility use.
- **Administration and Finance** – Records management activities.

REASON FOR STUDY

Cities derive annual revenue from a number of sources. These include, but are not limited to, property taxes, sales taxes, franchise fees, fines, rents, and user and regulatory fees. User and regulatory fees are intended to cover all, or a portion of, the costs incurred by a city for providing fee-related services and activities that are not otherwise provided to those not paying the fee.

California cities regularly conduct fee studies to justify fee amounts imposed and to optimize the overall body of revenues available to the municipality to fund its services. Widespread industry practice and fiscal conditions in the state have led most cities to link cost recovery for services of individual action, cause, or benefit to that individual through user fee revenue, relieving the agency's general revenues for services of broader community benefit.

PREVAILING GUIDANCE

The objectives of this study, the methodology used to complete the study, and the formulation of outcomes and recommendations for future consideration were significantly influenced by Article 13C of the California Constitution and Section 66014 of the California Government Code.

Article 13C states that the local government bears the burden of proving by a preponderance of the evidence that a levy, charge, or other exaction is not a tax, that the amount is no more than necessary to cover the reasonable costs of the governmental activity, and that the manner in which those costs are allocated to a payer bear a fair or reasonable relationship to the payer's burdens on, or benefits received from, the governmental activity. Additionally, Article 13C identifies the following as items that are not defined as taxes:

- A charge imposed for a specific benefit conferred or privilege granted directly to the payer that is not provided to those not charged, and which does not exceed the reasonable costs to the local government of conferring the benefit or granting the privilege.
- A charge imposed for a specific government service or product provided directly to the payer that is not provided to those not charged, and which does not exceed the reasonable costs to the local government of providing the service or product.
- A charge imposed for the reasonable regulatory costs to a local government for issuing licenses and permits, performing investigations, inspections, and audits, enforcing agricultural marketing orders, and the administrative enforcement and adjudication thereof.
- A charge imposed for entrance to or use of local government property, or the purchase, rental, or lease of local government property.
- A fine, penalty, or other monetary charge imposed by the judicial branch of government or a local government, as a result of a violation of law.
- A charge imposed as a condition of property development.

- Assessments and property-related fees imposed in accordance with the provisions of Article XIII D.

Section 66014(a) of the California Government Code includes the following, “Notwithstanding any other provision of law, when a local agency charges fees for zoning variances; zoning changes; use permits; building inspections; building permits; ...the processing of maps under the provisions of the Subdivision Map Act...; or planning services...; those fees may not exceed the estimated reasonable cost of providing the service for which the fee is charged, unless a question regarding the amount of the fee charged in excess of the estimated reasonable cost of providing the services or materials is submitted to, and approved by, a popular vote of two-thirds of those electors voting on the issue.

The outcomes and recommendations of the study are intended to comply with applicable federal, state, and local laws including providing confirmation that the proposed fees (“charges”) recommended as a result of this study are not taxes as defined in Article 13C of the California Constitution and that the proposed fees are no more than necessary to cover the reasonable costs of the City’s activities and services addressed in the fees. Additionally, this report is intended to show that the manner in which the costs are allocated to a payer bear a fair and reasonable relationship to the payer’s burdens on, or benefits received from the activities and services provided by the City.

METHODOLOGY AND DATA SOURCES

This study calculated the estimated reasonable cost of providing various fee-related services across the City organization. Generally, the estimated reasonable cost of providing the fee-related services and activities examined in this study can be calculated as the product of the composite fully-burdened hourly labor rate of the division responsible for providing services and the estimated labor time required to process a typical request for service.

The composite fully-burdened hourly rates calculated in this study are based on the estimated annual hours spent providing fee related services, and estimated labor, services and supplies, and citywide overhead expenditures, sourced as follows:

- Labor expenditures for in-house personnel were based on budgeted salary and benefits expenditures.
- Contract service personnel and other services and supplies related costs were based on Fiscal Year 2023/24 adopted budgets and anticipated costs.
- Citywide overhead cost allocations were based on the City’s current overhead cost allocation plan.
- Estimated labor time spent providing fee related services were developed based on interviews with City staff and are in-line with typical direct service ratios experienced by the consultant via studies of similar municipalities throughout California. Commonly used industry data also aided in the development of time estimates and proposed fee structures.

Once cost of service levels are identified, the City may use this information to inform targeted cost recovery from fees. Fees set at the cost-of-service target full cost recovery. Fees set at any amount less than the cost-of-service target less than full cost recovery.

An illustration of the methods used in this analysis is shown in [Exhibit 2](#).

EXHIBIT 2 | STEPS IN ANALYZING COSTS OF SERVICE AND USER FEES

COST OF SERVICE ANALYSIS Process and Methods	
1 ANNUAL LABOR TIME	<ul style="list-style-type: none"> Identify annual hours spent providing fee services for each participating division Information is developed and tested using a combination of interviews, questionnaires, historical project information, and historical revenue information
2 ANNUAL EXPENDITURES	<ul style="list-style-type: none"> Identify annual cost of providing fee services for each participating division Information is developed and tested using a combination of information found in the City's adopted budget, expenditure history, and the overhead cost plan.
3 FULLY BURDENED HOURLY RATES	<ul style="list-style-type: none"> Calculate the estimated fully burdened hourly rate using information from Steps 1 and 2 $\text{Annual Cost} \div \text{Annual Hours} = \text{Hourly Rate}$
4 SERVICE/ACTIVITY LABOR TIME	<ul style="list-style-type: none"> Estimate labor time required to process individual request for service Information is developed and tested using a combination of interviews, questionnaires, commonly used measures, and information developed in Step 1
5 UNIT COST OF SERVICE	<ul style="list-style-type: none"> Calculate the estimated cost of service using information from Steps 3 and 4 $\text{Hourly Rate} \times \text{Labor Hours} = \text{Unit Cost of Service}$
6 CURRENT COST RECOVERY	<ul style="list-style-type: none"> Calculate current cost recovery level for a specific service $\text{Current Fee} \div \text{Unit Cost of Service} = \text{Current Cost Recovery}$
7 TARGETED COST RECOVERY	<ul style="list-style-type: none"> Use laws, industry standards, goals and policies, and historical trends to determine targeted cost recovery $\text{Proposed Fee} \div \text{Unit Cost of Service} = \text{Targeted Cost Recovery}$
8 TEST FOR REASONABLENESS	<ul style="list-style-type: none"> Test to confirm forecast revenue from fees will not exceed program costs Use historical permit volume and proposed fees to forecast anticipated revenue from fees Forecasted revenues should not exceed program costs

CONSIDERATIONS FOR IMPLEMENTATION

If the City decides to adopt or otherwise utilize outcomes generated through this study, it should:

- **Update Systems for Fee Outcomes** – Ensure that City staff begin using updated fees and associated outcomes once the updated schedule of fees becomes effective. Values should be included in all official fee schedules used throughout the City (e.g., departmental pamphlets, counter schedules, and online information). Additionally, ensure collections processes are updated, which may include coding in billing systems and training for personnel who handle fees directly with the public.
- **Actively Monitor the Use of Fees** – In order to recover accurate and eligible amounts expected, the City should be diligent about tracking time to projects for time and materials billings and ensuring fees are applied in the correct amount and using the correct and intended basis for fixed fee billings.
- **Monitor Feedback and Permit Statistics** – Monitor permit and application volume and applicant feedback to determine if fee modifications are resulting in any unanticipated changes in project frequency and to increase the level of detail available for revenue forecasting.
- **Annually Review and Adjust Fee Values** – In order to generally maintain pace with regional cost inflation and/or the City's salary cost inflation, the City should adjust its fees on an annual basis. A commonly used, reasonable inflation index is the annual change in the all-urban Consumer Price Index (CPI) representative of the region.
- **Periodically Perform Comprehensive Analysis** – A comprehensive fee study should be conducted periodically (e.g., every three to five years) to ensure fee levels remain at or below legal limits and are consistent with evolving service practices and local conditions.

COST OF SERVICE ANALYSIS



User and Regulatory Fees

Fee-Related Cost of Service Analysis

DRAFT

Attachment "1"
City of Escondido
Cost of Service Analysis

Item9.

Description	Page
Appendix A - Cost of Service and Cost Recovery Calculations	
Building	3
Planning	7
Land Development Engineering and Encroachment Permitting	12
Fire Prevention	17
Public Works	23
Housing	28
Development Related Technology	31
General Plan Update / Long Range Planning	33
Recreation	35
Cost Allocation - Citywide Overhead	41

User and Regulatory Fees

Cost of Service Calculations

Building

DRAFT

Attachment "1"

Item9.

City of Escondido
 User and Regulatory Fee Study
 Allocation of Annual Labor Effort - Building

Authorized Staffing

Position	FTE	Total Hours Per FTE	Less: Holiday & Leave	Hours Per FTE	Productive Hours	Indirect	Direct	Total	Indirect Hours	Total Direct Hours	Total Hours	Notes
Building Official	1.00	2,080	216	1,864	1,864	80%	20%	100%	1,491	373	1,864	[a];[b]
Deputy Building Official	1.00	2,080	216	1,864	1,864	65%	35%	100%	1,212	652	1,864	[a];[b]
Sr. Building Inspector	1.00	2,080	216	1,864	1,864	20%	80%	100%	373	1,491	1,864	[a];[b]
Building Inspector I/II	3.00	2,080	216	1,864	5,592	20%	80%	100%	1,118	4,474	5,592	[a];[b]
Sr. Development Technician	1.00	2,080	216	1,864	1,864	20%	80%	100%	373	1,491	1,864	[a];[b]
Development Technician I/II	2.00	2,080	216	1,864	3,728	20%	80%	100%	746	2,982	3,728	[a];[b]
Total	9.00				16,776				5,312	11,464	16,776	
Total									32%	68%	100%	

Position	Indirect	Direct	Total
Building Official	1,491	373	1,864
Deputy Building Official	1,212	652	1,864
Sr. Building Inspector	373	1,491	1,864
Building Inspector I/II	1,118	4,474	5,592
Sr. Development Technician	373	1,491	1,864
Development Technician I/II	746	2,982	3,728
Total	5,312	11,464	16,776

Contract Services

Description	Total	Notes
Annual Contract Services	\$ 585,000	[c]

Contract Services	Share	Est. Hrly Cost	Notes
Plan Review	100%	\$ 140	[d]

Description	Total	Indirect	Direct	Indirect	Direct	Total	Notes
Contract Service Hours	4,179	0%	100%	-	4,179	4,179	[b]

Divisional Total

Position	Indirect	Direct	Total	Notes
Authorized Staffing	5,312	11,464	16,776	
Contract Services	0	4,179	4,179	
Total	5,312	15,642	20,955	
Total	25%	75%	100%	

- [a] Staffing based on FY 23/24 adopted budget.
- [b] Allocation of hours intended to serve as reasonable estimate. Amount may vary from year-to-year and position to position.
- [c] Source: FY 23/24 adopted budget.
- [d] Amounts intended to serve as reasonable estimates of market rates for contract service providers.

City of Escondido
 User and Regulatory Fee Study
 Allocation of Divisional Expenses - Building

Recurring Divisional Expenditures [a]

Description	Total	Adjustments	Total	Notes
Employee Services	\$ 1,338,430	\$ -	\$ 1,338,430	
M&O - Professional Services/Contracts	\$ 585,000	\$ -	\$ 585,000	
M&O - All Other	\$ 36,750	\$ -	\$ 36,750	
Internal Service Charges	\$ 138,350	\$ -	\$ 138,350	
Allocated Out	\$ (409,980)	\$ 409,980	\$ -	
Subtotal	\$ 1,688,550	\$ 409,980	\$ 2,098,530	
Add: Ongoing Dev Related Enhanced Tech Costs	\$ 75,000	\$ -	\$ 75,000	
Add: Ongoing Zoning Code Maintenance Costs	\$ 215,914	\$ -	\$ 215,914	
Subtotal	\$ 1,979,464	\$ 409,980	\$ 2,389,444	

Allocation of Department Administration

Description	Total	Adjustments	Total	Notes
Department Administration	\$228,573	\$ -	\$ 228,573	[b]
Subtotal	\$ 228,573	\$ -	\$ 228,573	

Allocation of Citywide Overhead

Description	Total	Adjustments	Total	Notes
Citywide Overhead	\$140,569	\$ -	\$ 140,569	[b]
Subtotal	\$ 140,569	\$ -	\$ 140,569	

Total

Description	Total	Notes
Recurring Divisional Expenditures	\$ 2,389,444	
Department Administration	\$ 228,573	
Citywide Overhead	\$ 140,569	
Subtotal	\$ 2,758,587	

Fully-Burdened Hourly Rate

Description	Total	Note
Costs	\$ 2,758,587	
Direct Hours	15,642	[b]
Fully-Burdened Hourly Rate	\$ 176	

City of Escondido
 User and Regulatory Fee Study
 Allocation of Divisional Expenses - Building

Cost Recovery Overview

Description	Actual 2020/21	Actual 2021/22	Average	Percentage	Notes
Building Permit Fees	\$1,569,489	\$1,471,633	\$1,520,561	56%	
Plumbing Permits	\$84,743	\$40,435	\$62,589	3%	
Electrical Permits	\$178,926	\$123,472	\$151,199	6%	
Mechanical Permits	\$145,487	\$110,085	\$127,786	5%	
Mobile Home Setup	\$7,507	\$7,672	\$7,590	0%	
Building Plan Check Fees	\$799,934	\$690,480	\$745,207	29%	
Total	\$2,786,086	\$2,443,777	\$2,614,932	100%	

Cost Recovery Analysis

Description	Total	Note
Revenues	\$2,614,932	
Annualized Costs	\$2,758,587	
Cost Recovery	95%	

[a] Source: FY 23/24 adopted budget.
 [b] See separate worksheet in this model. Amounts intended to serve as reasonable estimate.

User and Regulatory Fees

Cost of Service Calculations

Planning

DRAFT

Attachment "1"

Item9.

City of Escondido
 User and Regulatory Fee Study
 Allocation of Annual Labor Effort - Planning

Description	Budget	Notes
Regular Full-Time	\$1,297,320	[a]
Employee Overhead	\$861,820	[a]
Total	\$2,159,140	
Employee Overhead Rate (% of Salaries)	66%	

Position	FTE	Regular Full-Time	Employee Overhead	Total Employee Svcs	Share to Planning	Share to Building	Share to Code Enforcement	Total	Share to Planning	Share to Building	Share to Code Enforcement	Total	Notes
Director of Comm Dev	1.00	\$208,000	\$138,176	\$346,176	50%	25%	25%	100%	\$173,088	\$86,544	\$86,544	\$346,176	[a]
City Planner	1.00	\$151,700	\$100,776	\$252,476	100%	0%	0%	100%	\$252,476	\$0	\$0	\$252,476	[a]
Principal Planner	2.00	\$232,470	\$154,432	\$386,902	100%	0%	0%	100%	\$386,902	\$0	\$0	\$386,902	[a]
Senior Planner	1.00	\$89,530	\$59,475	\$149,005	100%	0%	0%	100%	\$149,005	\$0	\$0	\$149,005	[a]
Associate Planner	3.00	\$236,160	\$156,883	\$393,043	100%	0%	0%	100%	\$393,043	\$0	\$0	\$393,043	[a]
Assistant Planner I/II	2.00	\$134,750	\$89,515	\$224,265	100%	0%	0%	100%	\$224,265	\$0	\$0	\$224,265	[a]
Management Analyst	1.00	\$64,150	\$42,615	\$106,765	33%	33%	33%	100%	\$35,588	\$35,588	\$35,588	\$106,765	[a]
Development Technician I	1.00	\$52,650	\$34,976	\$87,626	100%	0%	0%	100%	\$87,626	\$0	\$0	\$87,626	[a]
Department Assistant	3.00	\$127,910	\$84,972	\$212,882	50%	50%	0%	100%	\$106,441	\$106,441	\$0	\$212,882	[a]
Total	15.00	\$1,297,320	\$861,820	\$2,159,140					\$1,808,434	\$228,573	\$122,132	\$2,159,140	

Authorized Staffing

Position	FTE	Total Hours Per FTE	Less: Holiday & Leave	Productive Hours Per FTE	Total Productive Hours	Notes
Director of Comm Dev	1.00	2,080	216	1,864	1,864	[b]
City Planner	1.00	2,080	216	1,864	1,864	[b]
Principal Planner	2.00	2,080	216	1,864	3,728	[b]
Senior Planner	1.00	2,080	216	1,864	1,864	[b]
Associate Planner	3.00	2,080	216	1,864	5,592	[b]
Assistant Planner I/II	2.00	2,080	216	1,864	3,728	[b]
Management Analyst	1.00	2,080	216	1,864	1,864	[b]
Development Technician I	1.00	2,080	216	1,864	1,864	[b]
Department Assistant	3.00	2,080	216	1,864	5,592	[b]
Total	15.00				27,960	
Total						

Allocation of Productive Hours

Description	Total	Indirect	Direct	Indirect	Direct	Total	Notes
In-House Hours	27,960	40%	60%	11,184	16,776	27,960	[b]

User and Regulatory Fee Study
Allocation of Annual Labor Effort - Planning

Contract Services

Description	Total	Notes
Annual Contract Services	\$ 250,000	[c]

Contract Services	Share	Est. Hrly Cost	Notes
Plan Review	100%	\$ 165	[d]

Description	Total	Indirect	Direct	Indirect	Direct	Total	Notes
Contract Service Hours	1,515	20%	80%	303	1,212	1,515	[b]

Divisional Total

Position	Indirect	Direct	Total	Notes
Authorized Staffing	11,184	16,776	27,960	
Contract Services	303	1,212	1,515	
Total	11,487	17,988	29,475	
Total	39%	61%	100%	

[a] Staffing based on FY 23/24 adopted budget.

[b] Allocation of hours intended to serve as reasonable estimate. Amount may vary from year-to-year and position to position. Amounts based on feedback received from department staff.

[c] Source: FY 23/24 adopted budget.

[d] Amounts intended to serve as reasonable estimates of market rates for contract service providers.

City of Escondido
 User and Regulatory Fee Study
 Allocation of Divisional Expenses - Planning

Recurring Divisional Expenditures [a]

Description	Total	Adjustments	Total	Notes
Employee Services	\$ 2,159,140	\$ 0	\$ 2,159,140	
M&O - Prof Svcs/Contracts - Fish & Wildlife	\$ 5,590	\$ (5,590)	\$ -	[b]
M&O - Prof Svcs/Contracts - Consultant - Fee-Related	\$ 250,000	\$ -	\$ 250,000	
M&O - Prof Svcs/Contracts - County Assessor Fees	\$ 1,500	\$ (1,500)	\$ -	[b]
M&O - Prof Svcs/Contracts - Granicus (Short Term Ren	\$ 21,150	\$ (21,150)	\$ -	[c]
M&O - Prof Svcs/Contracts - Planning Commiss Stipend	\$ 16,800	\$ -	\$ 16,800	
M&O - All Other	\$ 51,450	\$ -	\$ 51,450	
Internal Service Charges	\$ 162,910	\$ -	\$ 162,910	
Allocated Out	\$ (276,680)	\$ 276,680	\$ -	
Subtotal	\$ 2,391,860	\$ 248,440	\$ 2,640,300	

Allocation of Citywide Overhead

Description	Total	Adjustments	Total	Notes
Citywide Overhead	\$234,282	\$ -	\$ 234,282	[b]
Subtotal	\$ 234,282	\$ -	\$ 234,282	

Total

Description	Total	Notes
Recurring Divisional Expenditures	\$ 2,640,300	
Citywide Overhead	\$ 234,282	
Subtotal	\$ 2,874,582	

Fully-Burdened Hourly Rate

Description	Total	Note
Costs	\$ 2,874,582	
Direct Hours	17,988	[b]
Fully-Burdened Hourly Rate	\$ 160	

Allocation of Costs

Description	Total	Total	Note
Department Administration - Support to Other Div	12%	\$350,706	
Long Range / Regional Planning	18%	\$504,775	
Current Planning	43%	\$1,223,421	
Building Plan Check	8%	\$217,317	
Other Dept Plan Check	3%	\$73,588	
Non-Fee	18%	\$504,775	
Total	100%	\$2,874,582	

City of Escondido
 User and Regulatory Fee Study
 Allocation of Divisional Expenses - Planning

Cost Recovery Overview

Description	Actual 2020/21	Actual 2021/22	Average	Percentage	Notes
Zoning Fees	\$94,064	\$122,765	\$108,415	15%	
Subdivision Fees	\$49,559	\$40,732	\$45,146	8%	
Annexation Fees	\$22,520	\$42,774	\$32,647	4%	
Environmental Impact Report	\$35,190	\$65,820	\$50,505	6%	
Planning Fees	\$430,258	\$523,982	\$477,120	68%	
Total	\$631,591	\$796,073	\$713,832	100%	

Cost Recovery Analysis

Description	Total	Note
Revenues	\$713,832	
Annualized Costs	\$1,223,421	
Cost Recovery	58%	

Calculation of Fully-Burdened Hourly Rate Billing Factor (Apply Factor to Top Step Salary for Positional Rates)

Description	FTE	Hours Per FTE	Total Hours	Salaries and Wages	Hourly Wage Rate Only	Burdened Hourly Rate	ICR Multiplier	Notes
Total	15.00	2,080	31,200	\$1,297,320	\$42	\$160	3.85	

Calculation of Positional Hourly Billing Rates

Description	FTE	Hours Per FTE	Total Hours	Salaries and Wages	Hourly Wage Rate Only	ICR Multiplier	Fully-Burdened Hourly Rate	Notes
Director of Comm Dev	1.00	2,080	2,080	\$208,000	\$100	3.85	\$385	
City Planner	1.00	2,080	2,080	\$151,700	\$73	3.85	\$281	
Principal Planner	2.00	2,080	4,160	\$232,470	\$56	3.85	\$215	
Senior Planner	1.00	2,080	2,080	\$89,530	\$43	3.85	\$166	
Associate Planner	3.00	2,080	6,240	\$236,160	\$38	3.85	\$146	
Assistant Planner I/II	2.00	2,080	4,160	\$134,750	\$32	3.85	\$125	
Management Analyst	1.00	2,080	2,080	\$64,150	\$31	3.85	\$119	
Development Technician I	1.00	2,080	2,080	\$52,650	\$25	3.85	\$97	
Department Assistant	3.00	2,080	6,240	\$127,910	\$20	3.85	\$79	
Total	15.00	2,080	31,200	\$1,297,320	\$42	3.85	\$160	

[a] Source: FY 23/24 adopted budget.

[b] See separate worksheet in this model. Amounts intended to serve as reasonable estimate.

User and Regulatory Fees

Cost of Service Calculations

Land Development Engineering and Encroachment Permits

DRAFT

Attachment "1"

Item9.

City of Escondido
 User and Regulatory Fee Study
 Allocation of Annual Labor Effort - Engineering

Description	Budget	Notes
Regular Full-Time	\$2,546,500	[a]
Employee Overhead	\$1,699,810	[a]
Total	\$4,246,310	
Employee Overhead Rate (% of Salaries)	67%	

Position	FTE	Regular Full-Time	Employee Overhead	Total Employee Svcs	Alloc to Land Dev	Alloc to All Other	Total	Alloc to Land Dev	Alloc to All Other	Total	Notes
City Engineer	1.00	\$197,100	\$131,566	\$328,666	30%	70%	100%	\$98,600	\$230,066	\$328,666	[a]
Assistant City Engineer	1.00	\$155,550	\$103,831	\$259,381	65%	35%	100%	\$168,598	\$90,783	\$259,381	[a]
Principal Engineer	3.00	\$407,500	\$272,010	\$679,510	20%	80%	100%	\$135,902	\$543,608	\$679,510	[a]
City Traffic Engineer	1.00	\$133,250	\$88,945	\$222,195	50%	50%	100%	\$111,098	\$111,098	\$222,195	[a]
Associate Engineer	5.00	\$538,290	\$359,313	\$897,603	42%	58%	100%	\$376,993	\$520,610	\$897,603	[a]
Field Engineering Supervisor	1.00	\$92,560	\$61,785	\$154,345	40%	60%	100%	\$61,738	\$92,607	\$154,345	[a]
Management Analyst	1.00	\$90,940	\$60,703	\$151,643	0%	100%	100%	\$0	\$151,643	\$151,643	[a]
Design & Construction Projects Manager	1.00	\$90,300	\$60,276	\$150,576	55%	45%	100%	\$82,817	\$67,759	\$150,576	[a]
Engineer I/II	3.00	\$242,700	\$162,004	\$404,704	23%	77%	100%	\$94,431	\$310,273	\$404,704	[a]
Field Engineering Inspector I/II	4.00	\$314,960	\$210,238	\$525,198	43%	58%	100%	\$223,209	\$301,989	\$525,198	[a]
Engineer Tech I/II	1.00	\$70,790	\$47,253	\$118,043	0%	100%	100%	\$0	\$118,043	\$118,043	[a]
Administrative Coordinator	1.00	\$62,570	\$41,766	\$104,336	50%	50%	100%	\$52,168	\$52,168	\$104,336	[a]
Development Technician I/II	2.00	\$104,600	\$69,821	\$174,421	55%	45%	100%	\$95,932	\$78,490	\$174,421	[a]
Department Assistant	1.00	\$45,390	\$30,298	\$75,688	50%	50%	100%	\$37,844	\$37,844	\$75,688	[a]
Total	26.00	\$2,546,500	\$1,699,810	\$4,246,310				\$1,539,329	\$2,706,981	\$4,246,310	
Total								36%	64%	100%	

Authorized Staffing

Position	FTE	Total Hours Per FTE	Less: Holiday & Leave	Productive Hours Per FTE	Total Productive Hours	Notes
City Engineer	1.00	2,080	216	1,864	1,864	[b]
Assistant City Engineer	1.00	2,080	216	1,864	1,864	[b]
Principal Engineer	3.00	2,080	216	1,864	5,592	[b]
City Traffic Engineer	1.00	2,080	216	1,864	1,864	[b]
Associate Engineer	5.00	2,080	216	1,864	9,320	[b]
Field Engineering Supervisor	1.00	2,080	216	1,864	1,864	[b]
Management Analyst	1.00	2,080	216	1,864	1,864	[b]
Design & Construction Projects Manager	1.00	2,080	216	1,864	1,864	[b]
Engineer I/II	3.00	2,080	216	1,864	5,592	[b]
Field Engineering Inspector I/II	4.00	2,080	216	1,864	7,456	[b]
Engineer Tech I/II	1.00	2,080	216	1,864	1,864	[b]
Administrative Coordinator	1.00	2,080	216	1,864	1,864	[b]
Development Technician I/II	2.00	2,080	216	1,864	3,728	[b]
Department Assistant	1.00	2,080	216	1,864	1,864	[b]
Total	26.00				48,464	
Total						

User and Regulatory Fee Study
 Allocation of Annual Labor Effort - Engineering
Allocation of Productive Hours

Description	Total	Indirect	Direct	Indirect	Direct	Total
In-House Hours	48,464	40%	60%	19,386	29,078	48,464

Contract Services

Description	Total	Notes
Annual Contract Services	\$ 250,000	[c]

Contract Services	Share	Est. Hrly Cost	Notes
Plan Review	100%	\$ 180	[d]

Description	Total	Indirect	Direct	Indirect	Direct	Total
Contract Service Hours	1,389	20%	80%	278	1,111	1,389

Divisional Total

Position	Indirect	Direct	Total	Notes
Authorized Staffing	19,386	29,078	48,464	
Contract Services	278	1,111	1,389	
Total	19,663	30,190	49,853	
Total	39%	61%	100%	

[a] Staffing based on FY 23/24 adopted budget.
 [b] Allocation of hours intended to serve as reasonable estimate. Amount may vary from year-to-year and position to position. Amounts based on feedback received from department staff.
 [c] Source: FY 23/24 adopted budget.
 [d] Amounts intended to serve as reasonable estimates of market rates for contract service providers.

City of Escondido
 User and Regulatory Fee Study
 Allocation of Divisional Expenses - Engineering

Recurring Divisional Expenditures [a]

Description	Total	Adjustments	Total	Notes
Employee Services	\$4,246,310	\$0	\$4,246,310	
M&O - Prof Svcs/Contracts - Consultant - Fee-Related	\$250,000	\$0	\$250,000	[b]
M&O - All Other	\$184,130	\$0	\$184,130	
Internal Service Charges	\$516,700	\$0	\$516,700	
Allocated Out	(\$1,945,690)	\$1,945,690	\$0	
Subtotal	\$3,251,450	\$1,945,690	\$5,197,140	

Allocation of Citywide Overhead

Description	Total	Adjustments	Total	Notes
Citywide Overhead	\$406,089	\$0	\$406,089	[b]
Subtotal	\$406,089	\$0	\$406,089	

Total

Description	Total	Notes
Recurring Divisional Expenditures	\$5,197,140	
Citywide Overhead	\$406,089	
Subtotal	\$5,603,229	

Fully-Burdened Hourly Rate

Description	Total	Note
Costs	\$5,603,229	
Direct Hours	30,190	[b]
Fully-Burdened Hourly Rate	\$186	

Allocation of Costs

Description	Total	Total	Note
Land Development	36%	\$2,031,226	
All Other	64%	\$3,572,003	
Fully-Burdened Hourly Rate	100%	\$5,603,229	

Attachment "1"

Item9.

City of Escondido
 User and Regulatory Fee Study
 Allocation of Divisional Expenses - Engineering

Cost Recovery Overview

Description	20/21	21/22	Average	Percentage	Notes
Engineering Misc. Projects	\$958,925	\$912,993	\$935,959	65%	
Engineering Subdivision Fees	\$96,935	\$168,730	\$132,833	9%	
Engineering Fees	\$473,818	\$280,335	\$377,077	26%	
Total	\$1,529,678	\$1,362,058	\$1,445,868	100%	

Cost Recovery Analysis

Description	Total	Note
Revenues	\$1,445,868	
Annualized Costs	\$2,031,226	
Cost Recovery	71%	

Calculation of Fully-Burdened Hourly Rate Billing Factor (Apply Factor to Top Step Salary for Positional Rates)

Description	FTE	Hours Per FTE	Total Hours	Salaries and Wages	Hourly Wage Rate Only	Burdened Hourly Rate	ICR Multiplier	Notes
Total	26.00	2,080	54,080	\$2,546,500	\$47	\$186	3.95	

Calculation of Positional Hourly Billing Rates

Description	FTE	Hours Per FTE	Total Hours	Salaries and Wages	Hourly Wage Rate Only	ICR Multiplier	Fully-Burdened Hourly Rate	Notes
City Engineer	1.00	2,080	2,080	\$197,100	\$95	3.95	\$374	
Assistant City Engineer	1.00	2,080	2,080	\$155,550	\$75	3.95	\$295	
Principal Engineer	3.00	2,080	6,240	\$407,500	\$65	3.95	\$258	
City Traffic Engineer	1.00	2,080	2,080	\$133,250	\$64	3.95	\$253	
Associate Engineer	5.00	2,080	10,400	\$538,290	\$52	3.95	\$204	
Field Engineering Supervisor	1.00	2,080	2,080	\$92,560	\$45	3.95	\$176	
Management Analyst	1.00	2,080	2,080	\$90,940	\$44	3.95	\$173	
Design & Construction Projects Manager	1.00	2,080	2,080	\$90,300	\$43	3.95	\$171	
Engineer I/II	3.00	2,080	6,240	\$242,700	\$39	3.95	\$154	
Field Engineering Inspector I/II	4.00	2,080	8,320	\$314,960	\$38	3.95	\$150	
Engineer Tech I/II	1.00	2,080	2,080	\$70,790	\$34	3.95	\$134	
Administrative Coordinator	1.00	2,080	2,080	\$62,570	\$30	3.95	\$119	
Development Technician I/II	2.00	2,080	4,160	\$104,600	\$25	3.95	\$99	
Department Assistant	1.00	2,080	2,080	\$45,390	\$22	3.95	\$86	
Total	26.00	2,080	54,080	\$2,546,500	\$47	3.95	\$186	

[a] Source: FY 23/24 adopted budget.

[b] See separate worksheet in this model. Amounts intended to serve as reasonable estimate.

User and Regulatory Fees

Cost of Service Calculations

Fire Prevention

DRAFT

City of Escondido
 User and Regulatory Fee Study
 Allocation of Annual Labor Effort - Fire Prevention

Authorized Staffing

Position	FTE	Total Hours Per FTE	Less: Holiday & Leave	Productive Hours Per FTE	Total Productive Hours	Notes
Division Chief	0.50	2,080	216	1,864	932	[a],[b]
Fire Marshal	1.00	2,080	216	1,864	1,864	[a],[b]
Fire Prevention Specialist I/II	5.00	2,080	216	1,864	9,320	[a],[b]
Administrative Assistant	0.50	2,080	216	1,864	932	[a],[b]
Total	7.00				13,048	
Total						

Allocation of Productive Hours

Description	Total	Indirect	Direct	Indirect	Direct	Total	Notes
In-House Hours	13,048	35%	65%	4,567	8,481	13,048	[b]

[a] Staffing based on FY 23/24 adopted budget.

[b] Allocation of hours intended to serve as reasonable estimate. Amount may vary from year-to-year and position to position. Amounts based on feedback received from department staff.

Attachment "1"

Item9.

City of Escondido
 User and Regulatory Fee Study
 Allocation of Costs and Calculation of Fully-Burdened Hourly Rate - Fire Prevention

Fire Department Staffing

Description	Total	Share	Notes
Fire Prevention	7.00	5.00%	
All Other	115.00	95.00%	
Total	122.00	100.00%	

Fire Department Benefit Rate (% of Regular Full-Time Salaries)

Description	Total	Adjust	Total	Salaries	Benefits	Notes
5001 Regular Full-Time	\$14,021,030	\$0	\$14,021,030	\$14,021,030	\$0	
5003 Regular Part-Time	\$0	\$0	\$0	\$0	\$0	
5004 Temporary Part-Time	\$16,000	(\$16,000)	\$0	\$0	\$0	
5020 Overtime	\$3,718,090	(\$3,718,090)	\$0	\$0	\$0	
5025 Other Employee Overhead	\$403,570	\$0	\$403,570	\$0	\$403,570	
5026 PERS-Normal Cost	\$2,790,630	\$0	\$2,790,630	\$0	\$2,790,630	
5029 PERS-Unfunded Liability	\$4,611,900	\$0	\$4,611,900	\$0	\$4,611,900	
5027 Medical	\$1,399,000	\$0	\$1,399,000	\$0	\$1,399,000	
5028 Workers' Compensation	\$972,320	\$0	\$972,320	\$0	\$972,320	
5030 Flexible Benefits	\$70,680	\$0	\$70,680	\$0	\$70,680	
Total	\$28,003,220	(\$3,734,090)	\$24,269,130	\$14,021,030	\$10,248,100	
Benefit Rate					73.00%	

Fire Prevention Staffing

Description	Total	Salaries	Benefits	Total	Notes
Division Chief	0.50	\$93,570	\$68,306	\$161,876	
Fire Marshal	1.00	\$127,020	\$92,725	\$219,745	
Fire Prevention Specialist I/II	5.00	\$372,850	\$272,181	\$645,031	
Administrative Assistant	0.50	\$21,313	\$15,558	\$36,871	
Total	7.00	\$614,753	\$448,769	\$1,063,522	

City of Escondido
 User and Regulatory Fee Study
 Allocation of Costs and Calculation of Fully-Burdened Hourly Rate - Fire Prevention

Services and Supplies

Account	Expenses	Fire Prevention	All Other	Total	Notes
5101 Office/Operating Supplies	\$652,630	\$5,500	\$647,130	\$652,630	
5105 Safety Equipment	\$277,500	\$4,000	\$273,500	\$277,500	
5111 Gas	\$0	\$0	\$0	\$0	
5118 Miscellaneous Motive	\$300	\$0	\$300	\$300	
5126 Maintenance of Equipment	\$127,750	\$0	\$127,750	\$127,750	
5131 Professional Services/Contracts	\$2,346,740	\$0	\$2,346,740	\$2,346,740	
5148 Permits	\$0	\$0	\$0	\$0	
5160 Training and Meetings	\$27,250	\$9,000	\$18,250	\$27,250	
5161 Mileage Reimbursement	\$0	\$0	\$0	\$0	
5162 Dues and Subscriptions	\$9,450	\$6,500	\$2,950	\$9,450	
5167 Advertising and Printing	\$500	\$0	\$500	\$500	
5168 Permits	\$5,700	\$0	\$5,700	\$5,700	
5170 Utilities	\$370,000	\$0	\$370,000	\$370,000	
5171 Water	\$7,500	\$0	\$7,500	\$7,500	
5173 Other Telephone	\$49,200	\$5,600	\$43,600	\$49,200	
5184 Tuition	\$65,800	\$5,000	\$60,800	\$65,800	
5190 Other Expense	\$22,500	\$0	\$22,500	\$22,500	
5193 Software	\$31,840	\$0	\$31,840	\$31,840	
5194 Minor Office Equipment	\$5,000	\$0	\$5,000	\$5,000	
5209 Other Capital Outlay	\$0	\$0	\$0	\$0	
5125 Building Maintenance	\$966,300	\$48,315	\$917,985	\$966,300	
5164 Fleet Services	\$645,160	\$32,258	\$612,902	\$645,160	
5165 Duplicating	\$22,520	\$1,126	\$21,394	\$22,520	
5172 Telecommunications	\$49,380	\$2,469	\$46,911	\$49,380	
5174 Radio Communications	\$187,490	\$9,375	\$178,116	\$187,490	
5175 Mail & Mobile Services	\$10,520	\$526	\$9,994	\$10,520	
5178 Network & Systems Administration	\$288,620	\$14,431	\$274,189	\$288,620	
5183 Insurance	\$232,990	\$11,650	\$221,341	\$232,990	
Total	\$6,402,640	\$155,749	\$6,246,891	\$6,402,640	

Direct Costs

Description	Total	Notes
Employee Services	\$1,063,522	
Services and Supplies	\$155,749	
Total	\$1,219,271	

Allocation of Citywide Overhead

Description	Fire Dept	Fire Prevention	All Other	Total	Notes
Citywide Overhead	\$1,921,113	\$96,056	\$1,825,058	\$1,921,113	[b]
Total	\$1,921,113	\$96,056	\$1,825,058	\$1,921,113	

City of Escondido
 User and Regulatory Fee Study
 Allocation of Costs and Calculation of Fully-Burdened Hourly Rate - Fire Prevention

Total Allocable Expenses

Description	Total	Notes
Direct	\$1,219,271	
Citywide Overhead	\$96,056	
Total	\$1,315,326	

Allocation of Annual Effort

Description	Share	Notes
Education, Outreach, Investigations	35%	
Plan Review, Permit Processing, Inspection	65%	
Total	100%	

Allocation of Costs

Description	Share	Notes
Education, Outreach, Investigations	\$460,364	
Plan Review, Permit Processing, Inspection	\$854,962	
Total	\$1,315,326	

Cost Recovery Overview

Description	Actual 2020/21	Actual 2021/22	Average	Percentage	Notes
Fire Code Permits	\$99,595	\$56,023	\$77,809	15%	
Special Fire	\$58,198	\$45,662	\$51,930	10%	
Failed Reinspection	\$113,591	\$199,275	\$156,433	31%	
Fire Plan Check	\$108,575	\$145,397	\$126,986	25%	
Fire Protection System Fees	\$1,677	\$2,542	\$2,110	0%	
Fire Community Care Licensing Fee	\$21,450	\$19,413	\$20,432	4%	
Fire R-2 Inspection Fees	\$76,493	\$60,494	\$68,494	14%	
Total	\$479,579	\$528,806	\$504,193	100%	

Cost Recovery Analysis

Description	Total	Note
Revenues	\$528,806	
Annualized Costs	\$854,962	
Cost Recovery	62%	

Attachment "1"

Item9.

City of Escondido
 User and Regulatory Fee Study
 Allocation of Costs and Calculation of Fully-Burdened Hourly Rate - Fire Prevention

Fully-Burdened Hourly Rate

Description	Total	Note
Costs	\$1,315,326	
Direct Hours	8,481	[b]
Fully-Burdened Hourly Rate	\$155	

Calculation of Fully-Burdened Hourly Rate Billing Factor (Apply Factor to Top Step Salary for Positional Rates)

Description	FTE	Hours Per FTE	Total Hours	Salaries and Wages	Hourly Wage Rate Only	Fully-Burdened Hourly Rate	ICR Multiplier	Notes
Total	7.00	2,080	14,560	\$614,753	\$42	\$155	3.67	

Calculation of Positional Hourly Billing Rates

Description	FTE	Hours Per FTE	Total Hours	Salaries and Wages	Hourly Wage Rate Only	ICR Multiplier	Fully-Burdened Hourly Rate	Notes
Division Chief	0.50	2,080	1,040	\$93,570	\$90	3.67	\$330	
Fire Marshal	1.00	2,080	2,080	\$127,020	\$61	3.67	\$224	
Fire Prevention Specialist I/II	5.00	2,080	10,400	\$372,850	\$36	3.67	\$132	
Administrative Assistant	0.50	2,080	1,040	\$21,313	\$20	3.67	\$75	

User and Regulatory Fees

Cost of Service Calculations

Public Works

DRAFT

Attachment "1"

Item9.

City of Escondido
 User and Regulatory Fee Study
 Allocation of Annual Labor Effort - Public Works - Maintenance/Parks; Maintenance/Streets; Building Maintenance; Fleet Maintenance

Position	001-103		001-403		650-450		653-715		Total		Notes
	FTE	Regular Full-Time	FTE	Regular Full-Time	FTE	Regular Full-Time	FTE	Regular Full-Time	FTE	Regular Full-Time	
Director of Public Works			1.00	\$181,750					1.00	\$181,750	[a]
Deputy Director of Public Works			1.00	\$141,230					1.00	\$141,230	[a]
Fleet Maintenance Superintendent							1.00	\$106,030	1.00	\$106,030	[a]
Building Maintenance Superintendent					1.00	\$104,470			1.00	\$104,470	[a]
Public Works Superintendent	1.00	\$101,770	1.00	\$101,770					2.00	\$203,540	[a]
Lead Mechanic							2.00	\$200,750	2.00	\$200,750	[a]
Maintenance Supervisor	2.00	\$176,860	2.00	\$190,830					4.00	\$367,690	[a]
Building Maintenance Supervisor					1.00	\$90,610			1.00	\$90,610	[a]
Facilities Project Coordinator					1.00	\$82,090			1.00	\$82,090	[a]
Equipment Mechanic I/II							7.00	\$547,370	7.00	\$547,370	[a]
Electrician			5.00	\$373,930	1.00	\$86,830			6.00	\$460,760	[a]
Senior Maintenance Technician	5.00	\$378,690	4.00	\$308,220	2.00	\$140,050			11.00	\$826,960	[a]
HVAC Technician					2.00	\$146,860			2.00	\$146,860	[a]
Management Analyst I/II			1.00	\$64,150	1.00	\$74,270			2.00	\$138,420	[a]
Lead Maintenance Technician	3.00	\$197,870	11.00	\$741,390	2.00	\$136,130			16.00	\$1,075,390	[a]
Custodial Supervisor					1.00	\$59,840			1.00	\$59,840	[a]
Maintenance Technician I/II	15.00	\$839,340	21.00	\$1,145,640					36.00	\$1,984,980	[a]
Maintenance and Operations Coordinator			1.00	\$52,550					1.00	\$52,550	[a]
Division Coordinator							1.00	\$47,740	1.00	\$47,740	[a]
Custodian I/II					5.00	\$215,050			5.00	\$215,050	[a]
Department Assistants			3.00	\$129,120			1.00	\$41,170	4.00	\$170,290	[a]
Total	26.00	\$1,694,530	51.00	\$3,430,580	17.00	\$1,136,200	12.00	\$943,060	106.00	\$7,204,370	

Attachment "1"

Item9.

User and Regulatory Fee Study

Allocation of Annual Labor Effort - Public Works - Maintenance/Parks; Maintenance/Streets; Building Maintenance; Fleet Maintenance

Authorized Staffing

Position	FTE	Total Hours Per FTE	Less: Holiday & Leave	Productive Hours Per FTE	Total Productive Hours	Notes
Director of Public Works	1.00	2,080	216	1,864	1,864	[b]
Deputy Director of Public Works	1.00	2,080	216	1,864	1,864	[b]
Fleet Maintenance Superintendent	1.00	2,080	216	1,864	1,864	[b]
Building Maintenance Superintendent	1.00	2,080	216	1,864	1,864	[b]
Public Works Superintendent	2.00	2,080	216	1,864	3,728	[b]
Lead Mechanic	2.00	2,080	216	1,864	3,728	[b]
Maintenance Supervisor	4.00	2,080	216	1,864	7,456	[b]
Building Maintenance Supervisor	1.00	2,080	216	1,864	1,864	[b]
Facilities Project Coordinator	1.00	2,080	216	1,864	1,864	[b]
Equipment Mechanic I/II	7.00	2,080	216	1,864	13,048	[b]
Electrician	6.00	2,080	216	1,864	11,184	[b]
Senior Maintenance Technician	11.00	2,080	216	1,864	20,504	[b]
HVAC Technician	2.00	2,080	216	1,864	3,728	[b]
Management Analyst I/II	2.00	2,080	216	1,864	3,728	[b]
Lead Maintenance Technician	16.00	2,080	216	1,864	29,824	[b]
Custodial Supervisor	1.00	2,080	216	1,864	1,864	[b]
Maintenance Technician I/II	36.00	2,080	216	1,864	67,104	[b]
Maintenance and Operations Coordinator	1.00	2,080	216	1,864	1,864	[b]
Division Coordinator	1.00	2,080	216	1,864	1,864	[b]
Custodian I/II	5.00	2,080	216	1,864	9,320	[b]
Department Assistants	4.00	2,080	216	1,864	7,456	[b]
Total	106.00				197,584	

Allocation of Productive Hours

Description	Total	Indirect	Direct	Indirect	Direct	Total
In-House Hours	197,584	15%	85%	29,638	167,946	197,584

[a] Staffing based on FY 23/24 adopted budget.

[b] Allocation of hours intended to serve as reasonable estimate. Amount may vary from year-to-year and position to position. Amounts based on feedback received from department staff.

Attachment "1"

Item9.

City of Escondido
 User and Regulatory Fee Study
 Allocation of Divisional Expenses - Public Works - Maintenance/Parks

Recurring Divisional Expenditures [a]

Description	001-103	001-403	650-450	653-715	Adjustments	Total	Notes
	Total	Total	Total	Total			
Employee Services	\$ 3,243,890	\$ 6,742,500	\$ 3,054,160	\$ 1,665,600	\$ -	#####	
M&O	\$ 768,210	\$ 2,779,910	\$ 4,005,530	\$ 2,652,950	\$ (10,206,600)	\$ -	[b]
Capital Outlay	\$ 52,000	\$ 500,000	\$ -	\$ 3,703,100	\$ (4,255,100)	\$ -	
Internal Service Charges	\$ 576,390	\$ 877,690	\$ 209,600	\$ 265,700	\$ -	\$ 1,929,380	
Allocated In	\$ 13,550	\$ 27,110	\$ 49,430	\$ 49,430	\$ (139,520)	\$ -	
Allocated Out	\$ (432,620)	\$ (2,750,160)	\$ -	\$ -	\$ 3,182,780	\$ -	
Subtotal	\$ 4,221,420	\$ 8,177,050	\$ 7,318,720	\$ 8,336,780	\$ (11,418,440)	#####	

Allocation of Citywide Overhead

Description	Total	Total	Total	Total	Adjustments	Total	Notes
Citywide Overhead	\$406,089	\$796,559	\$0	\$0	\$ -	\$1,202,648	[b]
Subtotal	\$ 406,089	\$ 796,559	\$ -	\$ -	\$ -	\$ 1,202,648	

Total

Description	Total	Notes
Recurring Divisional Expenditures	\$ 16,635,530	
Citywide Overhead	\$ 1,202,648	
Subtotal	\$ 17,838,178	

Fully-Burdened Hourly Rate

Description	Total	Note
Costs	\$ 17,838,178	
Direct Hours	167,946	[b]
Fully-Burdened Hourly Rate	\$ 106	

Calculation of Fully-Burdened Hourly Rate Billing Factor (Apply Factor to Top Step Salary for Positional Rates)

Description	FTE	Hours Per FTE	Total Hours	Salaries and Wages	Hourly Wage Rate Only	Burdened Hourly Rate	ICR Multiplier	Notes
Total	106.00	2,080	220,480	\$7,204,370	\$33	\$106	3.24	

Attachment "1"

Item9.

City of Escondido
 User and Regulatory Fee Study
 Allocation of Divisional Expenses - Public Works - Maintenance/Parks

Calculation of Positional Hourly Billing Rates

Description	FTE	Hours Per FTE	Total Hours	Salaries and Wages	Hourly Wage Rate Only	ICR Multiplier	Fully-Burdened Hourly Rate	OT Rate	Notes
Director of Public Works	1.00	2,080	2,080	\$181,750	\$87	3.24	\$283	\$340	
Deputy Director of Public Works	1.00	2,080	2,080	\$141,230	\$68	3.24	\$220	\$264	
Fleet Maintenance Superintendent	1.00	2,080	2,080	\$106,030	\$51	3.24	\$165	\$198	
Building Maintenance Superintendent	1.00	2,080	2,080	\$104,470	\$50	3.24	\$163	\$196	
Public Works Superintendent	2.00	2,080	4,160	\$203,540	\$49	3.24	\$159	\$191	
Lead Mechanic	2.00	2,080	4,160	\$200,750	\$48	3.24	\$157	\$188	
Maintenance Supervisor	4.00	2,080	8,320	\$367,690	\$44	3.24	\$143	\$172	
Building Maintenance Supervisor	1.00	2,080	2,080	\$90,610	\$44	3.24	\$141	\$169	
Facilities Project Coordinator	1.00	2,080	2,080	\$82,090	\$39	3.24	\$128	\$154	
Equipment Mechanic I/II	7.00	2,080	14,560	\$547,370	\$38	3.24	\$122	\$146	
Electrician	6.00	2,080	12,480	\$460,760	\$37	3.24	\$120	\$144	
Senior Maintenance Technician	11.00	2,080	22,880	\$826,960	\$36	3.24	\$117	\$140	
HVAC Technician	2.00	2,080	4,160	\$146,860	\$35	3.24	\$115	\$138	
Management Analyst I/II	2.00	2,080	4,160	\$138,420	\$33	3.24	\$108	\$130	
Lead Maintenance Technician	16.00	2,080	33,280	\$1,075,390	\$32	3.24	\$105	\$126	
Custodial Supervisor	1.00	2,080	2,080	\$59,840	\$29	3.24	\$93	\$112	
Maintenance Technician I/II	36.00	2,080	74,880	\$1,984,980	\$27	3.24	\$86	\$103	
Maintenance and Operations Coordinator	1.00	2,080	2,080	\$52,550	\$25	3.24	\$82	\$98	
Division Coordinator	1.00	2,080	2,080	\$47,740	\$23	3.24	\$74	\$89	
Custodian I/II	5.00	2,080	10,400	\$215,050	\$21	3.24	\$67	\$80	
Department Assistants	4.00	2,080	8,320	\$170,290	\$20	3.24	\$66	\$79	
Total	106.00	2,080	220,480	\$7,204,370	\$33	3.24	\$106	\$127	

[a] Source: FY 23/24 adopted budget.

[b] See separate worksheet in this model. Amounts intended to serve as reasonable estimate.

User and Regulatory Fees

Cost of Service Calculations

Housing

DRAFT

Attachment "1"

Item9.

City of Escondido
 User and Regulatory Fee Study
 Allocation of Annual Labor Effort - Housing

Authorized Staffing

Position	FTE	Total Hours Per FTE	Less: Holiday & Leave	Hours Per FTE	Productive Hours	Indirect	Direct	Total	Indirect Hours	Total Direct Hours	Total Hours	Notes
Management Analyst I/II	1.00	2,080	216	1,864	1,864	30%	70%	100%	559	1,305	1,864	[a];[b]
Program Coordinator	1.00	2,080	216	1,864	1,864	30%	70%	100%	559	1,305	1,864	[a];[b]
Total	2.00				3,728				1,118	2,610	3,728	
Total									30%	70%	100%	

Position	Indirect	Direct	Total
Management Analyst I/II	559	1,305	1,864
Program Coordinator	559	1,305	1,864
Total	1,118	2,610	3,728

[a] Staffing based on FY 23/24 adopted budget.

[b] Allocation of hours intended to serve as reasonable estimate. Amount may vary from year-to-year and position to position.

City of Escondido
 User and Regulatory Fee Study
 Allocation of Divisional Expenses - Housing

Recurring Divisional Expenditures [a]

Description	Total	Adjustments	Total	Notes
Employee Services	\$ 259,280	\$ -	\$ 259,280	
M&O - Professional Services/Contracts	\$ 10,150	\$ -	\$ 10,150	
Internal Service Charges	\$ 26,390	\$ -	\$ 26,390	
Subtotal	\$ 295,820	\$ -	\$ 295,820	

Allocation of Citywide Overhead

Description	Total	Adjustments	Total	Notes
Citywide Overhead	\$29,582	\$ -	\$ 29,582	[b]
Subtotal	\$ 29,582	\$ -	\$ 29,582	

Total

Description	Total	Notes
Recurring Divisional Expenditures	\$ 295,820	
Citywide Overhead	\$ 29,582	
Subtotal	\$ 325,402	

Fully-Burdened Hourly Rate

Description	Total	Note
Costs	\$ 325,402	
Direct Hours	2,610	[c]
Fully-Burdened Hourly Rate	\$ 125	

[a] Source: FY 23/24 adopted budget.
 [b] Use deMinimus rate for conservative estimate.
 [c] See separate worksheet. Amount intended to represent conservative estimate.

User and Regulatory Fees

Cost of Service Calculations

Development Specific Technology Enhancements / Land Management Tracking

DRAFT

Attachment "1"

Item9.

City of Escondido
 User and Regulatory Fee Study
 Cost of Service Calculation - Development Related Enhanced Technology Costs

Estimated Expenditures

Description	Total	Amortization / Update Frequency	Annual Cost	Cost Type	Note
Software and Licensing	\$75,000	1	\$ 75,000	Annual	[a];[b]
Hardware Upgrades	\$50,000	8	\$ 6,250	Periodic	[a];[c]
Implementation	\$750,000	8	\$ 93,750	Periodic	[a];[c]
Contingency (10%)	\$50,000	8	\$ 6,250	Periodic	[a];[c]
Total	\$925,000		\$ 181,250		

Cost Allocation

Description	Total	Share to Recover	Target Cost Recovery	Notes
Periodic Costs	\$ 106,250	100%	\$ 106,250	

Allocation Base

Description	Total	Notes
Estimated Permit Fees	\$1,978,645	[d]

Fee at Full Cost Recovery

Description	Total	Notes
Target Recovery	\$ 106,250	
Estimated Permit Fees	\$ 1,978,645	
Total	5%	

Current Cost Recovery

Description	Total	Total	Total	Notes
% of Permit Fee	0%	5%	5%	
Estimated Building Permit Fees	\$ 1,978,645	\$ 1,978,645	\$ 1,978,645	
Forecast Revenue	\$ -	\$ 98,932	\$ 106,250	
Annual Revenue Requirement	\$ 106,250	\$ 106,250	\$ 106,250	
Cost Recovery	0.00%	93.11%	100.00%	

- [a] Useful life and ongoing licensing costs, and annual revenues estimated by ClearSource. Amounts are intended to represent reasonable estimates.
- [b] Recover annual costs, or portion of annual costs, via standard permit and plan review fees.
- [c] Target recovery of periodic costs, or portion of periodic costs, via Technology Fee.
- [d] Amounts represents multi-year average of building permit fee collection.

User and Regulatory Fees

Cost of Service Calculations

General Plan / Zoning Code Update

DRAFT

Attachment "1"

Item9.

City of Escondido
 User and Regulatory Fee Study
 Cost of Service Calculation - General Plan Update / Zoning Code Update Costs

Estimated Expenditures

Description	Total	Amortization / Update Frequency	Annual Cost	Cost Type	Notes
General Plan Update	\$ 2,000,000	20	\$ 100,000	Periodic	[a];[b]
Housing Element	\$ 500,000	8	\$ 62,500	Periodic	[a];[b]
Zoning Code	\$ 500,000	5	\$ 100,000	Periodic	[a];[b]
In-House Maintenance	\$ 215,914	1	\$ 215,914	Annual	[a];[c]
Total	\$ 3,215,914		\$ 478,414		

Cost Allocation

Description	Total	Share to Recover	Target Cost Recovery	Notes
Periodic Costs	\$ 262,500	100%	\$ 262,500	[a];[d]

Allocation Base

Description	Total	Notes
Estimated Building Permit Fees	\$1,569,489	[e]

Fee at Full Cost Recovery

Description	Total	Notes
Target Recovery	\$ 262,500	
Estimated Building Permit Fees	\$ 1,569,489	
Total	17%	

Cost Recovery Alternative Scenarios

Description	Total	Total	Total	Notes
% of Permit Fee	0%	5%	17%	
Estimated Building Permit Fees	\$ 1,569,489	\$ 1,569,489	\$ 1,569,489	
Forecast Revenue	\$ -	\$ 78,474	\$ 262,500	
Annual Revenue Requirement	\$ 262,500	\$ 262,500	\$ 262,500	
Cost Recovery	0.00%	29.90%	100.00%	

Notes:

- [a] Source: Conservative estimates of update costs. Amounts will likely be higher.
- [b] Target recovery of periodic costs, or portion of periodic costs, via General Plan Update Fee.
- [c] Recover annual costs, or portion of annual costs, via standard permit and plan review fees.
- [d] Assumes portion of General Plan Update costs will continue to be paid via General Fund resources.
- [e] Amounts represents multi-year average of building permit fee collection.

User and Regulatory Fees

Cost of Service Calculations

Recreation

DRAFT

Attachment "1"

Item 9.

City of Escondido
 User and Regulatory Fee Study
 Allocation of Divisional Expenses - Recreation

Recurring Direct Divisional Expenditures [a]

Description	Total	Adjustments	CSD Admin	Aquatics	Before & After School / Camps	East Valley Community Center	Escondido Sports Center	CSD Maint	Rec Classes & Rec Guide	Special Events	Sports	Volunteer Program	Other	Total	Notes
Employee Services	\$ 3,314,630	\$ -	\$ 480,240	\$ 415,550	\$ 854,272	\$ 215,850	\$ 544,210	\$ 116,380	\$ 140,820	\$ 27,310	\$ 111,690	\$ 111,680	\$ 296,628	\$ 3,314,630	
Maintenance & Operations	\$ 647,490	\$ -	\$ 70,828	\$ 19,880	\$ 45,690	\$ 6,020	\$ 57,001	\$ 12,000	\$ 175,000	\$ 500	\$ 22,855	\$ 12,000	\$ 225,716	\$ 647,490	
Subtotal - Direct Costs	\$ 3,962,120	\$ -	\$ 551,068	\$ 435,430	\$ 899,962	\$ 221,870	\$ 601,211	\$ 128,380	\$ 315,820	\$ 27,810	\$ 134,545	\$ 123,680	\$ 522,344	\$ 3,962,120	
Internal Service Charges	\$ 663,490	\$ -	\$ 92,281	\$ 72,916	\$ 150,706	\$ 37,154	\$ 100,678	\$ 21,498	\$ 52,887	\$ 4,657	\$ 22,531	\$ 20,711	\$ 87,471	\$ 663,490	
Allocation of Citywide Overhead	\$ 242,092	\$ -	\$ 33,671	\$ 26,605	\$ 54,989	\$ 13,557	\$ 36,735	\$ 7,844	\$ 19,297	\$ 1,699	\$ 8,221	\$ 7,557	\$ 31,916	\$ 242,092	
Allocation of Maintenance/Parks (15% of Budget)	\$ 696,074	\$ -	\$ -	\$ 139,215	\$ 139,215	\$ 139,215	\$ 139,215	\$ -	\$ -	\$ -	\$ 139,215	\$ -	\$ -	\$ 696,074	
Subtotal - All Costs	\$ 5,563,775	\$ -	\$ 677,020	\$ 674,167	\$ 1,244,872	\$ 411,795	\$ 877,838	\$ 157,723	\$ 388,004	\$ 34,166	\$ 304,511	\$ 151,948	\$ 641,731	\$ 5,563,775	

Forecast Revenues - Current [a]

Description	Rev Acct Code	Forecast Revenue	CSD Admin	Aquatics	Before & After School / Camps	East Valley Community Center	Escondido Sports Center	CSD Maint	Rec Classes & Rec Guide	Special Events	Sports	Volunteer Program	Other	Total	Notes
Picnic Rentals	4304	\$ 30,000	\$ 30,000											\$ 30,000	
Building Rentals	4306	\$ 8,000	\$ 8,000											\$ 8,000	
Swimming Pool Rental	4300	\$ 85,000		\$ 85,000										\$ 85,000	
Learn-to-Swim Program	4301	\$ 60,000		\$ 60,000										\$ 60,000	
Open Swim Program	4316	\$ 10,000		\$ 10,000										\$ 10,000	
Lap Swim	4353	\$ 10,000		\$ 10,000										\$ 10,000	
Before & After School Program	4302	\$ 1,161,000			\$ 1,161,000									\$ 1,161,000	
Summer Day Camp Program	4320	\$ 75,000			\$ 75,000									\$ 75,000	
EVCC Rentals	4308	\$ 90,000				\$ 90,000								\$ 90,000	
Youth Sports (PAL Basketball)	4311	\$ 20,000				\$ 20,000								\$ 20,000	
Open Gym	4354	\$ 15,000				\$ 15,000								\$ 15,000	
Amphitheater Rentals	4307	\$ 3,000					\$ 3,000							\$ 3,000	
Skate Park	4309	\$ 15,000					\$ 15,000							\$ 15,000	
Sports Center - General Fees	4310	\$ 12,600					\$ 12,600							\$ 12,600	
Adult Hockey Program	4312	\$ 145,000					\$ 145,000							\$ 145,000	
Tiny Tots Program	4317	\$ -					\$ -							\$ -	
Youth Soccer Program	4318	\$ 130,000					\$ 130,000							\$ 130,000	
Soccer Rentals	4326	\$ 95,000					\$ 95,000							\$ 95,000	
Tennis Court Fees	4327	\$ 8,000					\$ 8,000							\$ 8,000	
Hockey Rentals	4328	\$ 15,000					\$ 15,000							\$ 15,000	
CIF Hockey	4329	\$ 6,000					\$ 6,000							\$ 6,000	
Recreation Classes	4305	\$ 220,000							\$ 220,000					\$ 220,000	
Rec Guide Advertising	4357	\$ 500							\$ 500					\$ 500	
Processing Fees	4620	\$ 25,000							\$ 25,000					\$ 25,000	
Special Event Permitting	4335	\$ 7,000								\$ 7,000				\$ 7,000	
Softball Tournaments	4313	\$ 53,000									\$ 53,000			\$ 53,000	
Adult Softball Program	4315	\$ 95,000									\$ 95,000			\$ 95,000	
Ballfield Light Fees	4319	\$ 35,000									\$ 35,000			\$ 35,000	
Youth League Admin Fees	4322	\$ 21,100									\$ 21,100			\$ 21,100	
Field Rentals	4355	\$ 15,000									\$ 15,000			\$ 15,000	
Soccer Tournaments	4356	\$ 25,000									\$ 25,000			\$ 25,000	
Subtotal		\$ 2,490,200	\$ 38,000	\$ 165,000	\$ 1,236,000	\$ 125,000	\$ 429,600	\$ -	\$ 245,500	\$ 7,000	\$ 244,100	\$ -	\$ -	\$ 2,490,200	

Attachment "1"

Item9.

City of Escondido
 User and Regulatory Fee Study
 Allocation of Divisional Expenses - Recreation

Cost Recovery - Direct Costs Only

Description	Total	CSD Admin	Aquatics	Before & After School / Camps	East Valley Community Center	Escondido Sports Center	CSD Maint	Rec Classes & Rec Guide	Special Events	Sports	Volunteer Program	Other	Total	Notes
Revenues	\$ 2,490,200	\$ 38,000	\$ 165,000	\$ 1,236,000	\$ 125,000	\$ 429,600	\$ -	\$ 245,500	\$ 7,000	\$ 244,100	\$ -	\$ -	\$ 2,490,200	
Costs	\$ 3,962,120	\$ 551,068	\$ 435,430	\$ 899,962	\$ 221,870	\$ 601,211	\$ 128,380	\$ 315,820	\$ 27,810	\$ 134,545	\$ 123,680	\$ 522,344	\$ 3,962,120	
Cost Recovery	63%	7%	38%	137%	56%	71%	0%	78%	25%	181%	0%	0%	63%	

Cost Recovery - All Costs

Description	Total	CSD Admin	Aquatics	Before & After School / Camps	East Valley Community Center	Escondido Sports Center	CSD Maint	Rec Classes & Rec Guide	Special Events	Sports	Volunteer Program	Other	Total	Notes
Revenues	\$ 2,490,200	\$ 38,000	\$ 165,000	\$ 1,236,000	\$ 125,000	\$ 429,600	\$ -	\$ 245,500	\$ 7,000	\$ 244,100	\$ -	\$ -	\$ 2,490,200	
Costs	\$ 5,563,775	\$ 677,020	\$ 674,167	\$ 1,244,872	\$ 411,795	\$ 877,838	\$ 157,723	\$ 388,004	\$ 34,166	\$ 304,511	\$ 151,948	\$ 641,731	\$ 5,563,775	
Cost Recovery	45%	6%	24%	99%	30%	49%	0%	63%	20%	80%	0%	0%	45%	

Attachment "1"

Item9.

City of Escondido
 User and Regulatory Fee Study
 Allocation of Divisional Expenses - Recreation

Historical Revenues [a]

Description	Rev Acct Code	FY 21/22 Actual	FY 22/23 Actual	FY 23/24 Forecast Revenue	Forecast Rate Adjust	FY 24/25 Forecast Revenue	Fiscal Impact	Notes
Picnic Rentals	4304	\$ 43,795	\$ 55,874	\$ 30,000	15%	\$ 35,000	\$ 5,000	
Building Rentals	4306	\$ 8,253	\$ 8,341	\$ 8,000	100%	\$ 16,000	\$ 8,000	
Swimming Pool Rental	4300	\$ 233,483	\$ 119,904	\$ 85,000	10%	\$ 94,000	\$ 9,000	
Learn-to-Swim Program	4301	\$ 83,689	\$ 42,066	\$ 60,000	5%	\$ 63,000	\$ 3,000	
Open Swim Program	4316	\$ 6,715	\$ 4,327	\$ 10,000	0%	\$ 10,000	\$ -	
Lap Swim	4353	\$ 9,550	\$ 8,367	\$ 10,000	0%	\$ 10,000	\$ -	
Before & After School Program	4302	\$ 81,332	\$ 1,161,645	\$ 1,161,000	0%	\$ 1,161,000	\$ -	
Summer Day Camp Program	4320	\$ 62,818	\$ 100,429	\$ 75,000	0%	\$ 75,000	\$ -	
EVCC Rentals	4308	\$ 115,881	\$ 128,801	\$ 90,000	100%	\$ 180,000	\$ 90,000	
Youth Sports (PAL Basketball)	4311	\$ 27,472	\$ 26,504	\$ 20,000	0%	\$ 20,000	\$ -	
Open Gym	4354	\$ 21,230	\$ 25,659	\$ 15,000	0%	\$ 15,000	\$ -	
Amphitheater Rentals	4307	\$ 3,005	\$ 3,706	\$ 3,000	5%	\$ 3,000	\$ -	
Skate Park	4309	\$ 68,850	\$ 36,154	\$ 15,000	0%	\$ 15,000	\$ -	
Sports Center - General Fees	4310	\$ 12,600	\$ 12,600	\$ 12,600	0%	\$ 13,000	\$ 400	
Adult Hockey Program	4312	\$ 82,500	\$ 137,394	\$ 145,000	0%	\$ 145,000	\$ -	
Tiny Tots Program	4317	\$ 80,646	\$ 97,359	\$ -	0%	\$ -	\$ -	
Youth Soccer Program	4318	\$ 91,519	\$ 115,489	\$ 130,000	0%	\$ 130,000	\$ -	
Soccer Rentals	4326	\$ 94,680	\$ 136,573	\$ 95,000	100%	\$ 190,000	\$ 95,000	
Tennis Court Fees	4327	\$ 5,859	\$ 10,304	\$ 8,000	100%	\$ 16,000	\$ 8,000	
Hockey Rentals	4328	\$ 34,314	\$ 32,774	\$ 15,000	100%	\$ 30,000	\$ 15,000	
CIF Hockey	4329	\$ 8,125	\$ 11,625	\$ 6,000	0%	\$ 6,000	\$ -	
Recreation Classes	4305	\$ 284,570	\$ 347,111	\$ 220,000	0%	\$ 220,000	\$ -	
Rec Guide Advertising	4357	\$ 875	\$ -	\$ 500	0%	\$ 1,000	\$ 500	
Processing Fees	4620	\$ 37,679	\$ 39,900	\$ 25,000	0%	\$ 25,000	\$ -	
Special Event Permitting	4335	\$ 5,695	\$ 6,467	\$ 7,000	0%	\$ 7,000	\$ -	
Softball Tournaments	4313	\$ 56,404	\$ 36,789	\$ 53,000	25%	\$ 66,000	\$ 13,000	
Adult Softball Program	4315	\$ 74,934	\$ 81,973	\$ 95,000	0%	\$ 95,000	\$ -	
Ballfield Light Fees	4319	\$ 23,131	\$ 35,013	\$ 35,000	100%	\$ 70,000	\$ 35,000	
Youth League Admin Fees	4322	\$ 19,975	\$ 22,035	\$ 21,100	0%	\$ 21,000	\$ (100)	
Field Rentals	4355	\$ 16,896	\$ 12,615	\$ 15,000	0%	\$ 15,000	\$ -	
Soccer Tournaments	4356	\$ 21,895	\$ 18,445	\$ 25,000	0%	\$ 25,000	\$ -	
Subtotal		\$ 1,718,370	\$ 2,876,243	\$ 2,490,200		\$ 2,772,000	\$ 281,800	

Attachment "1"

Item 9.

City of Escondido
 User and Regulatory Fee Study
 Allocation of Divisional Expenses - Recreation

Forecast Revenues - Proposed [a]

Description	Rev Acct Code	Forecast Revenue	CSD Admin	Aquatics	Before & After School / Camps	East Valley Community Center	Escondido Sports Center	CSD Maint	Rec Classes & Rec Guide	Special Events	Sports	Volunteer Program	Other	Total	Notes
Picnic Rentals	4304	\$ 35,000	\$ 35,000											\$ 35,000	
Building Rentals	4306	\$ 16,000	\$ 16,000											\$ 16,000	
Swimming Pool Rental	4300	\$ 94,000		\$ 94,000										\$ 94,000	
Learn-to-Swim Program	4301	\$ 63,000		\$ 63,000										\$ 63,000	
Open Swim Program	4316	\$ 10,000		\$ 10,000										\$ 10,000	
Lap Swim	4353	\$ 10,000		\$ 10,000										\$ 10,000	
Before & After School Program	4302	\$ 1,161,000			\$ 1,161,000									\$ 1,161,000	
Summer Day Camp Program	4320	\$ 75,000			\$ 75,000									\$ 75,000	
EVCC Rentals	4308	\$ 180,000				\$ 180,000								\$ 180,000	
Youth Sports (PAL Basketball)	4311	\$ 20,000				\$ 20,000								\$ 20,000	
Open Gym	4354	\$ 15,000				\$ 15,000								\$ 15,000	
Amphitheater Rentals	4307	\$ 3,000					\$ 3,000							\$ 3,000	
Skate Park	4309	\$ 15,000					\$ 15,000							\$ 15,000	
Sports Center - General Fees	4310	\$ 13,000					\$ 13,000							\$ 13,000	
Adult Hockey Program	4312	\$ 145,000					\$ 145,000							\$ 145,000	
Tiny Tots Program	4317	\$ -					\$ -							\$ -	
Youth Soccer Program	4318	\$ 130,000					\$ 130,000							\$ 130,000	
Soccer Rentals	4326	\$ 190,000					\$ 190,000							\$ 190,000	
Tennis Court Fees	4327	\$ 16,000					\$ 16,000							\$ 16,000	
Hockey Rentals	4328	\$ 30,000					\$ 30,000							\$ 30,000	
CIF Hockey	4329	\$ 6,000					\$ 6,000							\$ 6,000	
Recreation Classes	4305	\$ 220,000							\$ 220,000					\$ 220,000	
Rec Guide Advertising	4357	\$ 1,000							\$ 1,000					\$ 1,000	
Processing Fees	4620	\$ 25,000							\$ 25,000					\$ 25,000	
Special Event Permitting	4335	\$ 7,000								\$ 7,000				\$ 7,000	
Softball Tournaments	4313	\$ 66,000									\$ 66,000			\$ 66,000	
Adult Softball Program	4315	\$ 95,000									\$ 95,000			\$ 95,000	
Ballfield Light Fees	4319	\$ 70,000									\$ 70,000			\$ 70,000	
Youth League Admin Fees	4322	\$ 21,000									\$ 21,000			\$ 21,000	
Field Rentals	4355	\$ 15,000									\$ 15,000			\$ 15,000	
Soccer Tournaments	4356	\$ 25,000									\$ 25,000			\$ 25,000	
Subtotal		\$ 2,772,000	\$ 51,000	\$ 177,000	\$ 1,236,000	\$ 215,000	\$ 548,000	\$ -	\$ 246,000	\$ 7,000	\$ 292,000	\$ -	\$ -	\$ 2,772,000	

Attachment "1"

Item9.

City of Escondido
 User and Regulatory Fee Study
 Allocation of Divisional Expenses - Recreation

Cost Recovery - Direct Costs Only

Description	Total	CSD Admin	Aquatics	Before & After School / Camps	East Valley Community Center	Escondido Sports Center	CSD Maint	Rec Classes & Rec Guide	Special Events	Sports	Volunteer Program	Other	Total	Notes
Revenues	\$ 2,772,000	\$ 51,000	\$ 177,000	\$ 1,236,000	\$ 215,000	\$ 548,000	\$ -	\$ 246,000	\$ 7,000	\$ 292,000	\$ -	\$ -	\$ 2,772,000	
Costs	\$ 3,962,120	\$ 551,068	\$ 435,430	\$ 899,962	\$ 221,870	\$ 601,211	\$ 128,380	\$ 315,820	\$ 27,810	\$ 134,545	\$ 123,680	\$ 522,344	\$ 3,962,120	
Cost Recovery	70%	9%	41%	137%	97%	91%	0%	78%	25%	217%	0%	0%	70%	

Cost Recovery - All Costs

Description	Total	CSD Admin	Aquatics	Before & After School / Camps	East Valley Community Center	Escondido Sports Center	CSD Maint	Rec Classes & Rec Guide	Special Events	Sports	Volunteer Program	Other	Total	Notes
Revenues	\$ 2,772,000	\$ 51,000	\$ 177,000	\$ 1,236,000	\$ 215,000	\$ 548,000	\$ -	\$ 246,000	\$ 7,000	\$ 292,000	\$ -	\$ -	\$ 2,772,000	
Costs	\$ 5,563,775	\$ 677,020	\$ 674,167	\$ 1,244,872	\$ 411,795	\$ 877,838	\$ 157,723	\$ 388,004	\$ 34,166	\$ 304,511	\$ 151,948	\$ 641,731	\$ 5,563,775	
Cost Recovery	50%	8%	26%	99%	52%	62%	0%	63%	20%	96%	0%	0%	50%	

[a] Source: FY 23/24 adopted budget.

User and Regulatory Fees

Cost of Service Calculations

Allocation of Citywide Overhead

DRAFT

City of Escondido
 User and Regulatory Fee Analysis
 Estimated Citywide Overhead (for Cost of Service Calculation Purposes Only)

Central Service Center - General Fund Allocation [a],[b]

Department	Annual Expenses	Adjustments	Annual Expenses	Notes
City Council	\$396,390	\$0	\$396,390	
City Manager	\$1,530,380	(\$243,580)	\$1,286,800	[c]
City Attorney	\$198,290	\$0	\$198,290	
City Clerk	\$680,240	\$0	\$680,240	
City Treasurer	\$233,490	\$0	\$233,490	
Finance	\$1,809,720	(\$270,000)	\$1,539,720	[d]
Human Resources	\$795,320	\$0	\$795,320	
Information Systems	\$1,547,210	\$0	\$1,547,210	
Digital Media Services	\$174,540	\$0	\$174,540	
Communications	\$871,500	\$0	\$871,500	
Non-Departmental	\$1,667,460	(\$1,667,460)	\$0	[e]
Total	\$9,904,540	(\$2,181,040)	\$7,723,500	

City Staffing Position Total [a],[f]

Department	General Fund FTE - Regular Full-Time and Regular Part-Time	Share of FTE	Cwide OH Alloc	Notes
Recreation	15.50	3.1%	\$242,092	
Library	-	0.0%	\$0	
Older Adult Services	2.00	0.4%	\$31,238	
Senior Nutrition Center	1.00	0.2%	\$15,619	
Planning	15.00	3.0%	\$234,282	
Code Compliance	8.00	1.6%	\$124,950	
Building	9.00	1.8%	\$140,569	
Engineering	26.00	5.3%	\$406,089	
Maintenance / Streets	51.00	10.3%	\$796,559	
Maintenance / Parks	26.00	5.3%	\$406,089	
Police	218.00	44.1%	\$3,404,900	
Fire	123.00	24.9%	\$1,921,113	
Community Relations	-	0.0%	\$0	
Total	494.50	100.0%	\$7,723,500	

* This represents a conservative indirect cost rate calculation. This estimate was developed for purposes of user and regulatory fee cost of service analysis. As part of day-to-day operations, staff may categorize, assign, or quantify indirect costs using different criteria and methods.

[a] Source: FY 23/24 adopted budget.

[b] Excludes amounts directly allocated to non-General Funds.

[c] Adjust out prof svcs, trainings/meetings, dues and subscriptions, advertising and printing. Many of these costs appear to be direct service costs (e.g., econ dev).

[d] Adjust out paramedic billing contract.

[e] Adjust out contingencies, etc.

[f] Indirect cost allocation basis is regular staffing levels of General Fund direct service departments (full-time and part-time). The City directly allocates to non-General Funds.

ILLUSTRATION OF PROPOSED FEE CHANGES



User and Regulatory Fees

Fee-Related Cost of Service Analysis

DRAFT

Attachment "1"
City of Escondido
Cost of Service Analysis

Item9.

Description	Page
Appendix B - Illustration of Proposed Fee Changes	
Building	3
Planning Fees	7
Land Development Engineering and Encroachment Permitting	14
Utility Service Fees	18
Fire Prevention Fees	21
Police Fees	26
Public Works Banner Hanging Fees	32
Library Fees	33
Admin/Clerk Fees	35
Finance	37
Housing	38
Code Enforcement	39
Lakes Fees	40
Recreation Fees	43

Attachment "1"

Item9.

City of Escondido
 User and Regulatory Fee Study
 Building Fees
 Cost of Service Calculation - At Fully-Burdened Hourly Rate

Fee Description	Total		Hourly Rate	=	Cost of Svc	Current Fee	Current Est. Cost Recovery	Proposed Cost Recovery	Proposed Fee	Note
1 HVAC Change-Out - Residential	1.00	x	\$176	=	\$176	varies	varies	100%	\$176	
2 Water Heater Change-Out - Residential	0.75	x	\$176	=	\$132	varies	varies	100%	\$132	
3 Residential Re-Roof										
a) Without Plan Review Required	1.50	x	\$176	=	\$264	varies	varies	100%	\$264	
b) With Plan Review Required	2.25	x	\$176	=	\$396	varies	varies	100%	\$396	
4 Siding Replacement	1.00	x	\$176	=	\$176	varies	varies	100%	\$176	
5 Service Panel Upgrade - Residential	1.00	x	\$176	=	\$176	varies	varies	100%	\$176	
6 Battery Backup Storage	1.00	x	\$176	=	\$176	varies	varies	100%	\$176	
7 Residential Electric Vehicle Charger	1.00	x	\$176	=	\$176	varies	varies	100%	\$176	
8 Electrical and Irrigation Pedestals per pedestal	1.00	x	\$176	=	\$176	varies	varies	100%	\$176	
9 Generator	1.00	x	\$176	=	\$176	varies	varies	100%	\$176	
10 Residential Solar Photovoltaic System - Solar Permit										
a) 15kW or less	1.75	x	\$176	=	\$308	varies	varies		\$308	[a]
b) Above 15kW						varies	varies		\$450 base fee, plus \$15 per kW for each kW above 15kW	[a]
11 Commercial Solar Photovoltaic System - Solar Permit										
a) 50kW or less						varies	varies		\$1,000	[a]
b) 50kW – 250kW						varies	varies		\$1,000 base fee, plus \$7 per kW for each kW above 50kW up to 250kW	[a]
c) Above 250kW						varies	varies		\$2,400 base fee, plus \$5 per kW for each kW above 250 kW	[a]
12 Pool Solar	1.00	x	\$176	=	\$176	varies	varies	100%	\$176	
13 Swimming Pool Replaster / Equipment Change-Out	2.00	x	\$176	=	\$352	varies	varies	100%	\$352	
14 Swimming Pool Remodel (e.g., Changing Pool Shape, Adding Cabo Shelf, etc.)	4.00	x	\$176	=	\$704	varies	varies	100%	\$704	
15 Residential Voluntary Seismic Retrofit	1.50	x	\$176	=	\$264	varies	varies	100%	\$264	
16 Retaining Wall										
a) One Type of Retaining Wall Type/Configuration	2.00	x	\$180	=	\$360	varies	varies	100%	\$360	
b) Each Additional Wall Type/Configuration	1.00	x	\$180	=	\$180	varies	varies	100%	\$180	
17 Window / Sliding Glass Door - Retrofit / Repair										
a) Up to 5	1.00	x	\$176	=	\$176	varies	varies	100%	\$176	
b) Per Window Over 5 Windows	0.20	x	\$176	=	\$35	varies	varies	100%	\$35	
18 Fences Requiring a Building Permit	1.00	x	\$176	=	\$176	varies	varies	100%	\$176	

[a] Total fees shall not exceed amounts outlined in California Government Code 66015(a)(1).

Attachment "1"

Item9.

City of Escondido
 User and Regulatory Fee Study
 Building Fees
 Cost of Service Calculation - At Fully-Burdened Hourly Rate

Fee Description	Est. City Staff Labor Hrs		Fully-Burdened Hourly	=	Est. Cost of Service	Current Fee	Current Cost Recovery	Proposed Fee	Proposed Cost Recovery	Unit	Notes
Permit Fee for New Buildings, Additions, Tenant Improvements, Residential Remodels, and Combined Mechanical, Electrical, and/or Plumbing Permits											
1 \$1 - \$2,000	1.00	x	\$176	=	\$176	\$21		\$176	100%		
2 \$2,001 - \$25,000	1.00	x	\$176	=	\$176	\$61		\$176	100%		
3 \$25,001 - \$50,000	2.50	x	\$176	=	\$440	\$344		\$440	100%		
4 \$50,001 - \$100,000	4.50	x	\$176	=	\$792	\$566		\$792	100%		
5 \$100,001 - \$500,000	10.00	x	\$176	=	\$1,760	\$874		\$1,760	100%		
6 \$500,001 - \$1,000,000	36.00	x	\$176	=	\$6,336	\$2,845		\$6,336	100%		
7 \$1,000,001 and up	52.00	x	\$176	=	\$9,152	\$4,935		\$9,152	100%		
For permits requiring plumbing, electric, or mechanical review, the following percentages shall be added to the base permit fee											
1 Mechanical	10%							10%	100%		
2 Plumbing	10%							10%	100%		
3 Electrical	10%							10%	100%		

Attachment "1"

Item9.

City of Escondido
 User and Regulatory Fee Study
 Building Fees
 Cost of Service Calculation - At Fully-Burdened Hourly Rate

Fee Description		Est. City Staff Labor Hrs	Fully-Burdened Hourly	Est. Cost of Service	Current Fee	Current Cost Recovery	Proposed Fee	Proposed Cost Recovery	Notes
1	Building Plan Check Fees - Building								
	a) Plan Review Fee, if applicable	75%					75%	100%	[a]
	b) Expedited Plan Check - At Application Submittal (when applicable)	1.5x standard plan check fee					1.5x standard plan check fee	100%	
	c) Tract Home / Master Plan Construction (Production Units)	20%					20% of standard plan check fee	100%	[b]
	d) Alternate Materials and Materials Review (per hour)	1.00	x	\$176 =	\$176		\$176	100%	
	e) Excess Plan Review Fee (4th and subsequent) (per hour)	1.00	x	\$176 =	\$176		\$176	100%	
	f) Revisions to an Approved Permit (per hour)	1.00	x	\$176 =	\$176		\$176	100%	
	g) Deferred Submittal (per hour)	1.00	x	\$176 =	\$176		\$176	100%	

[a] Includes up to three plan checks. The City will bill hourly for additional plan review required.

[b] For identical buildings built by the same builder on the same lot or in the same tract and for which building permits are issued at the same time.

Attachment "1"

Item9.

City of Escondido
 User and Regulatory Fee Study
 Building Fees
 Cost of Service Calculation - At Fully-Burdened Hourly Rate

Fee Description	Est. City Staff Labor Hrs		Fully-Burdened Hourly	=	Est. Cost of Service	Current Fee	Current Cost Recovery	Proposed Fee	Proposed Cost Recovery	Unit	Notes
1 Permit Processing Fee	0.42	x	\$176	=	\$73			\$73	100%		
2 General Plan Maintenance Fee (% of permit fee)					16.73%			5%	30%		
3 Technology Fee (% of plan review and permit fee)					5.37%			5%	93%		
4 Strong Motion Instrumentation (SMI) Fee Calculation											
a) Residential								\$0.50 or valuation x .00013			
b) Commercial								\$0.50 or valuation x .00028			
5 Building Standards (SB 1473) Fee Calculation (Valuation)											
a) \$1 - \$25,000								\$1			
b) \$25,001 - \$50,000								\$2			
c) \$50,001 - \$75,000								\$3			
d) \$75,001 - \$100,000								\$4			
e) Each Add'l \$25,000 or fraction thereof								Add \$1			
6 Temporary Certificate of Occupancy (per 30 Days)	1.50	x	\$176	=	\$264			\$264	100%		
7 Permit Extension	1.00	x	\$176	=	\$176			\$88	50%		
8 Permit Reactivation Fee											
a) Reactivation Fee if All Inspections Have Been Performed and Approved Up to But Not Including Final Inspection	1.00	x	\$176	=	\$176			\$88	50%		
b) Reactivation Fee - All Other Scenarios											
i) Permit Expired Up to One Year								50% of Original Base Building Permit Fee			
ii) Permit Expired More than One Year								100% of Original Base Building Permit Fee			
9 Permit Reissuance Fee	0.50	x	\$176	=	\$88			\$88	100%		
10 Damaged Building Survey (Fire, Flood, Vehicle Damage, Etc.) (per hour)	1.00	x	\$176	=	\$176			\$176	100%		
Other Fees											
11 After Hours Inspection (per hour) (4-hour minimum)	1.20	x	\$176	=	\$211			\$211	100%		
12 Re-inspection Fee (2nd Time or More) (each)	0.50	x	\$176	=	\$88			\$88	100%		[a]
13 Missed Inspection Fee	0.50	x	\$176	=	\$88			\$88	100%		
14 Duplicate Copy of Permit	0.17	x	\$176	=	\$29			\$29	100%		
15 Duplicate Copy of Certificate of Occupancy	0.17	x	\$176	=	\$29			\$29	100%		
16 Fees for Services Not Listed in this Fee Schedule (per 1/2 hour)	0.50	x	\$176	=	\$88			\$88	100%		
Violation Fees											
17 Investigation Fee For Work Done Without Permits (In addition to applicable permit fees)								equal to permit fee 2x permit			

[a] Reinspection fee applies after the first re-inspection.

Attachment "1"

Item9.

City of Escondido
 User and Regulatory Fee Study
 Planning Fees
 Calculation of Estimated Cost of Service

Fee Description		Est. Labor Hours	Hourly Rate	Est. Cost of Svc	Current Fee	Current Cost Recovery	Proposed Fee	Proposed Cost Recovery	Fee Structure	Fee Change \$	Fee Change %	Note
General Services and Applications												
1	Appeal (Hearing)	18.00	x \$160 =	\$2,880	\$1,210	42%	\$1,210	42%	appeal	\$0	0%	
2	Determination of Use (Hearing)	12.00	x \$160 =	\$1,920	\$1,260	66%	\$1,890	98%	each	\$630	50%	
3	Pre-Application Consultation or Preliminary Application	13.00	x \$160 =	\$2,080	\$779	37%	\$1,040	50%	meeting	\$261	34%	
4	Public Hearing Fee	12.00	x \$160 =	\$1,920	\$1,260	66%	\$1,890	98%	each	\$630	50%	
5	Public Hearing Continuance (for items at ZA, HPC, PC, or CC)	12.00	x \$160 =	\$1,920	\$540	28%	\$810	42%	each	\$270	50%	
6	Research Fee (Per Hour)	1.00	x \$160 =	\$160	\$183	114%	\$160	100%	hour	(\$23)	-13%	
7	Third Review Fee (Or Continuing/Recurring Review Cycles)				33% of Original Permit Fee(s)		33% of Original Permit Fee(s)		each			
8	Zoning Consistency Letter	3.75	x \$160 =	\$600	\$225	38%	\$338	56%	letter	\$113	50%	
Land Use Review - Agreements												
9	Agriculture Operations Permit	5.75	x \$160 =	\$920	\$459	50%	\$689	75%	each	\$230	50%	
10	Development Agreement (Fee plus Deposit)	24.50	x \$160 =	\$3,920	\$3,613.97 fee plus deposit		\$3,920 fee plus deposit	100%	each	\$306	8%	
11	Lot Tie or Recission	4.00	x \$160 =	\$640	\$337	53%	\$506	79%	agreement	\$169	50%	
12	Model Home Permit (or Home Sales Trailer or Trailer Agreement)	4.50	x \$160 =	\$720	\$434	60%	\$651	90%	each	\$217	50%	
13	All Other Cases (e.g., Off-Site Construction Staging Area, Improvement Agreement, etc.)	5.25	x \$160 =	\$840	\$476	57%	\$714	85%	each	\$238	50%	
Land Use Review - Building or Site Design												
14	Accessory Dwelling Unit Permit (ADUs or JADUs)	25.75	x \$160 =	\$4,120	\$1,200	29%	\$1,800	44%	notice	\$600	50%	
14	Administrative Adjustment	13.75	x \$160 =	\$2,200	\$1,009	46%	\$1,514	69%	adjustment	\$505	50%	
15	Design Review - Minor	7.00	x \$160 =	\$1,120	\$489	44%	\$734	65%	review	\$245	50%	
16	Design Review - Major	10.00	x \$160 =	\$1,600	\$811	51%	\$1,217	76%	review	\$406	50%	
17	Grading Exemption - Single Family	12.75	x \$160 =	\$2,040	\$1,031	51%	\$1,547	76%	each	\$516	50%	
18	Grading Exemption - All Other Cases	15.00	x \$160 =	\$2,400	\$1,255	52%	\$1,883	78%	each	\$628	50%	
19	Minor Development Plan (e.g., Cargo Containers, etc.)	9.50	x \$160 =	\$1,520	\$738	49%	\$760	50%	plan	\$22	3%	
20	Parking Reduction Modification (with TDM / Parking Study)	15.25	x \$160 =	\$2,440	\$1,527	63%	\$2,291	94%	each	\$764	50%	
21	Planned Development - Master Plan (Fee Plus Deposit)	82.00	x \$160 =	\$13,120	\$5,107.05 fee plus deposit		\$7,661 fee plus deposit	varies	plan	\$2,554	50%	

Attachment "1"

Item9.

City of Escondido
 User and Regulatory Fee Study
 Planning Fees
 Calculation of Estimated Cost of Service

	Fee Description	Est. Labor Hours		Hourly Rate	=	Est. Cost of Svc	Current Fee	Current Cost Recovery	Proposed Fee	Proposed Cost Recovery	Fee Structure	Fee Change \$	Fee Change %	Note
22	Planned Development - Precise Plan (Fee Plus Deposit)	51.00	x	\$160	=	\$8,160	\$3,691.33 fee plus deposit	varies	\$5,537 fee plus deposit	varies	plan	\$1,846	50%	
23	Plot Plan Review - Minor	36.00	x	\$160	=	\$5,760	\$3,325	58%	\$4,988	87%	plan	\$1,663	50%	
24	Plot Plan Review - Major	90.50	x	\$160	=	\$14,480	\$9,981	69%	\$14,480	100%	plan	\$4,499	45%	
25	Variance - Single Family	37.50	x	\$160	=	\$6,000	\$2,280	38%	\$3,000	50%	variance	\$720	32%	
26	Variance - All Other Cases	38.50	x	\$160	=	\$6,160	\$2,498	41%	\$3,747	61%	variance	\$1,249	50%	
Land Use Review - Historical Resources or Downtown Projects														
27	Mills Act	16.50	x	\$160	=	\$2,640	\$500	19%	\$500	19%	each	\$0	0%	
28	Local Register	14.50	x	\$160	=	\$2,320	\$500	22%	\$500	22%	each	\$0	0%	
29	Certificate of Appropriateness	2.25	x	\$160	=	\$360	\$0	0%	\$0	0%	each	\$0	0%	
30	Certificate of Appropriateness - with Design Review	1.00	x	\$160	=	\$160	\$147	92%	\$160	100%	each	\$13	0%	
Land Use Review - Signs														
31	Comprehensive Sign Program	11.75	x	\$160	=	\$1,880	\$838	45%	\$1,257	67%	program	\$419	50%	
32	Regional Market Sign	18.50	x	\$160	=	\$2,960	\$1,378	47%	\$2,067	70%	application	\$689	50%	
33	Sign Permit	3.25	x	\$160	=	\$520	\$218	42%	\$327	63%	application	\$109	50%	
34	Temporary Banner (Special Event Signs)	0.75	x	\$160	=	\$120	\$44	37%	\$66	55%	application	\$22	50%	
Land Use Review - Special Use Review														
35	Administrative Permit - Above Ground Tanks	3.25	x	\$160	=	\$520	\$271	52%	\$407	78%	request	\$136	50%	
36	Administrative Permit - Art and Craft Shows	2.25	x	\$160	=	\$360	\$175	49%	\$263	73%	each	\$88	50%	
37	Administrative Permit - Security Gates	8.00	x	\$160	=	\$1,280	\$720	56%	\$1,080	84%	plan	\$360	50%	
38	Administrative Permit - All Other Cases (Outdoor Display, RV, etc.)	3.25	x	\$160	=	\$520	\$245	47%	\$368	71%	permit	\$123	50%	
39	Conditional Use Permit: Minor, Animals, or Residential Care	42.50	x	\$160	=	\$6,800	\$2,668	39%	\$3,400	50%	permit	\$732	27%	
40	Conditional Use Permit: Major	80.50	x	\$160	=	\$12,880	\$6,475	50%	\$8,372	65%	permit	\$1,897	29%	
41	Temporary Use Permit	5.50	x	\$160	=	\$880	\$234	27%	\$351	40%	permit	\$117	50%	

Attachment "1"

Item9.

City of Escondido
 User and Regulatory Fee Study
 Planning Fees
 Calculation of Estimated Cost of Service

Fee Description		Est. Labor Hours	Hourly Rate	Est. Cost of Svc	Current Fee	Current Cost Recovery	Proposed Fee	Proposed Cost Recovery	Fee Structure	Fee Change \$	Fee Change %	Note
Land Use Review - Wireless Communication Facilities												
42	Annual Site Administration Fee (Year 1 Due At Time of Submittal, with Micro Cells on City Infrastructure Only)	3.00	x \$160 =	\$480	\$395	82%	\$480	100%	each	\$85	22%	
43	Encroachment WCF Permit < 50 FT (plus Traffic Control Plan)	10.00	x \$160 =	\$1,600	\$1,390	87%	\$1,600	100%	each	\$210	15%	
44	Encroachment WCF Permit > 50 FT (plus Traffic Control Plan)				See Eng'rg		See Eng'rg		each			
45	Master License Fee (Per Carrier, One Time Fee / 5 Years)	12.00	x \$160 =	\$1,920	\$1,140	59%	\$1,710	89%	each	\$570	50%	
46	WCF Permit - Administrative Permit (Small Cell)	8.25	x \$160 =	\$1,320	\$791	60%	\$1,187	90%	each	\$396	50%	
47	WCF Permit - Minor Conditional Use Permit (Small Cell)	42.50	x \$160 =	\$6,800	\$2,668	39%	\$3,400	50%	each	\$732	27%	
48	WCF Major Permit - Plot Plan Permit (Macro Cell)	36.00	x \$160 =	\$5,760	\$3,325	58%	\$4,988	87%	each	\$1,663	50%	
49	WCF Major Permit - Major Conditional Use Permit (Macro Cell)	80.50	x \$160 =	\$12,880	\$6,475	50%	\$8,372	65%	each	\$1,897	29%	
Subdivision Review												
50	Condominium Permit	71.50	x \$160 =	\$11,440	\$6,864	60%	\$10,296	90%	permit	\$3,432	50%	
51	Mobile Home Park Conversion	89.00	x \$160 =	\$14,240	\$9,381	66%	\$14,072	99%	each	\$4,691	50%	
52	Specific Alignment Plan (Fee Plus Deposit)	82.50	x \$160 =	\$13,200	\$3,327.91 fee plus deposit	varies	\$4,992 fee plus deposit	varies	each	\$1,664	50%	
53	Street Name Application - Street Name Change (Hearing)	16.00	x \$160 =	\$2,560	\$1,788	70%	\$2,560	100%	each	\$772	43%	
54	Street Name Application - TPM or TSM New Street Name (No Hearing)	7.50	x \$160 =	\$1,200	\$528	44%	\$792	66%	each	\$264	50%	
55	Subdivision - Adjustment Plat	17.75	x \$160 =	\$2,840	\$1,530	54%	\$2,295	81%	plat	\$765	50%	
56	Subdivision - Certificate of Compliance	8.50	x \$160 =	\$1,360	\$711	52%	\$1,067	78%	certificate	\$356	50%	
57	Subdivision - TPM (Parcel Map)	79.00	x \$160 =	\$12,640	\$7,019	56%	\$10,529	83%	map	\$3,510	50%	
58	Subdivision - TSM (5-25 Homes)	106.50	x \$160 =	\$17,040	\$11,487	67%	\$17,040	100%	map	\$5,553	48%	
59	Subdivision - TSM (26-50 Homes)	124.50	x \$160 =	\$19,920	\$15,104	76%	\$19,920	100%	map	\$4,816	32%	
60	Subdivision - TSM (>50 Homes) (Fee Plus Deposit)	250.50	x \$160 =	\$40,080	\$12,652.57 fee plus deposit	varies	\$19,920 fee plus deposit	varies	map	\$7,267	57%	
Policy and Ordinance Development - Initiation Fee												
61	Annexation Request for Initiation	24.00	x \$160 =	\$3,840	\$3,695	96%	\$3,840	100%	initiation	\$145	4%	
62	Amendment Authorization (General Plan, or Specific Plan)	11.50	x \$160 =	\$1,840	\$1,430	78%	\$1,840	100%	each	\$410	29%	

Attachment "1"

Item9.

City of Escondido
 User and Regulatory Fee Study
 Planning Fees
 Calculation of Estimated Cost of Service

Fee Description	Est. Labor Hours		Hourly Rate	=	Est. Cost of Svc	Current Fee	Current Cost Recovery	Proposed Fee	Proposed Cost Recovery	Fee Structure	Fee Change \$	Fee Change %	Note
Policy and Ordinance Development - Annexation Fee													
63 Annexation: <10 Acres (Fee Plus Deposit)	101.50	x	\$160	=	\$16,240	\$6,575.04 fee plus deposit	varies	\$9,863 fee plus deposit	varies	annex	\$3,288	50%	
64 Annexation: >10 Acres (Fee Plus Deposit)	116.00	x	\$160	=	\$18,560	\$7,739.17 fee plus deposit	varies	\$11,609 fee plus deposit	varies	annex	\$3,870	50%	
65 Annexation: Emergency Sewer (Applies to Fully Developed Properties Under DEH Order)	46.00	x	\$160	=	\$7,360	\$4,013	55%	\$6,020	82%	request	\$2,007	50%	
66 Sphere of Influence Amendments (Fee Plus Deposit)	150.00	x	\$160	=	\$24,000	\$10,716.71 fee plus deposit	varies	\$16,075 fee plus deposit	varies	each	\$5,358	50%	
Policy and Ordinance Development - Map or Text Changes													
67 General Plan Map Amendment (Fee Plus Deposit)	108.75	x	\$160	=	\$17,400	\$7,014.45 fee plus deposit	varies	\$10,522 fee plus deposit	varies	request	\$3,508	50%	
68 General Plan Text Amendment (Fee Plus Deposit)	83.50	x	\$160	=	\$13,360	\$6,028.18 fee plus deposit	varies	\$9,042 fee plus deposit	varies	each	\$3,014	50%	
69 Specific Plan (New Specific Plan or Amend Existing) (Fee Plus Deposit)	114.00	x	\$160	=	\$18,240	\$6,028.18 fee plus deposit	varies	\$9,042 fee plus deposit	varies	each	\$3,014	50%	
70 Rezone / Prezone: Zoning Map Amendment (Fee Plus Deposit)	67.50	x	\$160	=	\$10,800	\$5,244.73 fee plus deposit	varies	\$7,867 fee plus deposit	varies	request	\$2,622	50%	
71 Zoning Code Text Amendment (Fee Plus Deposit)	44.00	x	\$160	=	\$7,040	\$4,294.01 fee plus deposit	varies	\$6,441 fee plus deposit	varies	each	\$2,147	50%	
Environmental Review - Document and Preparation Fees													
72 CEQA Environmental Review - Initial Study Assessment	28.50	x	\$160	=	\$4,560	\$2,565	56%	\$3,848	84%	study	\$1,283	50%	
73 CEQA Environmental Review - EIR	118.00	x	\$160	=	\$18,880	\$7,368.24 fee plus deposit	varies	\$11,052 fee plus deposit	varies	each	\$3,684	50%	
74 CEQA Environmental Review - ND/MND (Consultant Prepared) (Fee Plus Deposit)	18.00	x	\$160	=	\$2,880	\$2,523.21 fee plus deposit	varies	\$2,880 fee plus deposit	varies	each	\$357	14%	
75 CEQA Environmental Review - ND/MND (Staff Prepared) (Fee Plus Deposit)	20.00	x	\$160	=	\$3,200	\$2,741.17 fee plus deposit	varies	\$3,200 fee plus deposit	varies	study	\$459	17%	
76 CEQA Environmental Review - Study Addendum (EIR or ND/MND)	18.50	x	\$160	=	\$2,960	\$1,770	60%	\$2,655	90%	each	\$885	50%	
77 Technical Studies: Storm Water Quality Management Plan	15.00	x	\$160	=	\$2,400	\$1,887	79%	\$2,400	100%	study	\$513	27%	
78 Technical Studies: Traffic (LOS or VMT)	14.75	x	\$160	=	\$2,360	\$2,099	89%	\$2,360	100%	study	\$261	12%	
79 Technical Studies: Traffic with Mitigation Measures	35.50	x	\$160	=	\$5,680	\$3,533	62%	\$5,300	93%	study	\$1,767	50%	
80 Technical Studies: All Other	9.25	x	\$160	=	\$1,480	\$925	63%	\$1,388	94%	study	\$463	50%	
81 CEQA Notice of Exemption (Plus County Clerk Processing Fee)	1.75	x	\$160	=	\$280	\$117	42%	\$176	63%	each	\$59	50%	
82 CEQA Notice of Determination (Plus County Clerk Processing Fee)	2.75	x	\$160	=	\$440	\$220	50%	\$330	75%	each	\$110	50%	
83 Daley Ranch Credit Agreement Administration	7.00	x	\$160	=	\$1,120	\$607	54%	\$911	81%	each	\$304	50%	
84 Vegetation Removal Permit: < 5 Acres	5.50	x	\$160	=	\$880	\$503	57%	\$755	86%	permit	\$252	50%	
85 Vegetation Removal Permit: 5 or More Acres	7.75	x	\$160	=	\$1,240	\$709	57%	\$1,064	86%	permit	\$355	50%	

Attachment "1"

Item9.

City of Escondido
 User and Regulatory Fee Study
 Planning Fees
 Calculation of Estimated Cost of Service

Fee Description		Est. Labor Hours	Hourly Rate	Est. Cost of Svc	Current Fee	Current Cost Recovery	Proposed Fee	Proposed Cost Recovery	Fee Structure	Fee Change \$	Fee Change %	Note
Review for Amendment, Conformance, Modification or Extension												
86	Certification of Map or Project (Changes)	5.00	x \$160 =	\$800	\$422	53%	\$633	79%	each	\$211	50%	
87	Certification of Map or Project (No Changes)				\$0		\$0		each	\$0		
88	Extension of Time (Subdivision)				33% of Original Permit Fee(s)		33% of Current Permit Fee(s)		each			
89	Extension of Time - Minor Projects				33% of Original Permit Fee(s)		33% of Current Permit Fee(s)		extension			
90	Extension of Time - All Other Cases (plus public hearing, legal notice, mailing list and notice sign fees, if any applicable)				33% of Original Permit Fee(s)		33% of Current Permit Fee(s)		extension			
91	Modifications / Amendments - Comprehensive Sign Program	8.50	x \$160 =	\$1,360	\$714	53%	\$1,071	79%	permit	\$357	50%	
92	Modifications / Amendments - All Other Cases (plus public hearing, legal notice, mailing list and notice sign fees, if any applicable)				33% of Original Permit Fee(s)		33% of Current Permit Fee(s)		each			
93	Substantial Conformance - Parcel Map	18.00	x \$160 =	\$2,880	\$1,578	55%	\$2,367	82%	each	\$789	50%	
94	Substantial Conformance - TSM (5-25 Homes)	25.00	x \$160 =	\$4,000	\$2,266	57%	\$3,399	85%	each	\$1,133	50%	
95	Substantial Conformance - TSM (26-50 Homes)	29.00	x \$160 =	\$4,640	\$2,709	58%	\$4,064	88%	each	\$1,355	50%	
96	Substantial Conformance - TSM (>50 Homes)	43.50	x \$160 =	\$6,960	\$4,586	66%	\$6,879	99%	each	\$2,293	50%	
97	Substantial Conformance - All Other Cases	7.00	x \$160 =	\$1,120	\$493	44%	\$740	66%	each	\$247	50%	
CFD or Fiscal Impact Analysis to Offset Costs of Municipal Services												
98	Administration Fee to Annex into Servcies CFD Based on Citywide FIA	n/a		n/a	\$365		\$365			\$0	0%	
99	Fiscal Impact Analysis (For Uses Not Studied in Citywide FIA)	n/a		n/a	\$10,000 deposit		\$10,000 deposit			\$0	0%	
Fees for Documents and Duplication												
86	Copies from Microfilm (OCE)	n/a		n/a	\$1		\$1		each	\$0	0%	
87	Legal Notice Fees	n/a		n/a	\$180		\$180		notice	\$0	0%	
88	Mailing List Fee	n/a		n/a	\$60		\$60		notice	\$0	0%	
89	Technology Fee	n/a		n/a	\$36		\$36		notice	\$0	0%	
90	Microfilm/Imaging Fee: Minor Cases (No Hearing)	n/a		n/a	\$50		\$50		project	\$0	0%	
91	Microfilm/Imaging Fee: Major Cases (Hearing)	n/a		n/a	\$150		\$150		project	\$0	0%	
92	Public Hearing Notice (Per Sign)	n/a		n/a	\$20		\$20		each	\$0	0%	

Attachment "1"

Item9.

City of Escondido
 User and Regulatory Fee Study
 Planning Fees
 Calculation of Estimated Cost of Service

Fee Description	Est. Labor Hours	Hourly Rate	Est. Cost of Svc	Current Fee	Current Cost Recovery	Proposed Fee	Proposed Cost Recovery	Fee Structure	Fee Change \$	Fee Change %	Note
93 Sale of Maps, Publications	n/a		n/a	cost recovery		cost recovery		each			
Fees Collected by Other Departments											
94 Subarea Facilities Plan Repayment Fee	n/a		n/a	\$58		\$58		dwelling unit	n/a	n/a	
95 General Plan Update Fee				\$33		See Bldg Fees					
96 Building Plan Review: Single Family Dwelling	11.75	x \$160 =	\$1,880	\$556	30%	\$833	44%	plan	\$278	50%	
97 Building Plan Review: Minor	5.00	x \$160 =	\$800	\$412	52%	\$618	77%	plan	\$206	50%	
98 Building Plan Review: Major	16.25	x \$160 =	\$2,600	\$1,366	53%	\$2,049	79%	plan	\$683	50%	
99 CC&R's	9.25	x \$160 =	\$1,480	\$817	55%	\$1,226	83%	project	\$409	50%	
100 Fire Department Plan Review	3.50	x \$160 =	\$560	\$156	28%	\$234	42%	each	\$78	50%	
101 Final Map: Parcel Maps	4.00	x \$160 =	\$640	\$325	51%	\$488	76%	map	\$163	50%	
102 Final Map: Major Subdivision	5.50	x \$160 =	\$880	\$470	53%	\$705	80%	map	\$235	50%	
103 Grading Plan: Minor less than 1000 C.Y. of Grading	3.00	x \$160 =	\$480	\$245	51%	\$368	77%	plan	\$123	50%	
104 Grading Plan: Major over 1000 C.Y. of Grading	3.00	x \$160 =	\$480	\$245	51%	\$368	77%	plan	\$123	50%	
105 Landscape Plan: Minor (excluding single family) - or cost recovery	2.75	x \$160 =	\$440	\$224	51%	\$336	76%	plan	\$112	50%	
106 Landscape Plan: Major (excluding single family) - or cost recovery	12.00	x \$160 =	\$1,920	\$1,216	63%	\$1,824	95%	plan	\$608	50%	
Miscellaneous Planning Fees											
107 For Services Requested of City Staff which have no fee listed in this Master Fee Schedule, the City Manager or the City Manager's designee shall determine the appropriate fee based on the following hourly rates for staff time involved in the service or activity (per hour)	1.0	x \$160 =	\$160			\$160	100%	Per Hour			

* In addition to amounts shown above, applicant is responsible for all costs of outside agency review/services, including but not limited to, LAFCO, Board of Equalization Fees, Department of Fish and Wildlife Fees, etc.

Attachment "1"

Item9.

City of Escondido
 User and Regulatory Fee Study
 Engineering and Encroachment Permit Fees
Calculation of Estimated Cost of Service

Fee Description	Est. Labor Hours	x	Hourly Rate	=	Est. Cost of Svc	Current Fee	Current Cost Recovery	Proposed Fee	Proposed Cost Recovery	Fee Structure	Fee Change \$	Fee Change %	Note
Miscellaneous Engineering Fees													
1 Engineering Inspection Fee (outside normal working hours)	1.00	x	\$223	=	\$223	\$160	72%	\$223	100%	hour	\$63	40%	
2 Quitclaim Surplus Easement / Dedication of Easements	8.75	x	\$186	=	\$1,628	\$1,120	69%	\$1,628	100%	request	\$508	45%	
3 Research	3.75	x	\$186	=	\$698	\$240	34%	\$360	52%	each	\$120	50%	
4 Unsolicited Offers for City Surplus Properties (processing fee)	6.00	x	\$186	=	\$5,616	\$5,180	92%	\$5,616	100%	each	\$436	8%	
5 Street Light Connection						\$30		\$30		connection	\$0	0%	
6 Street Light Power Charge / 135 watt(18 months)						\$30		\$30		each	\$0	0%	
7 Street Light Power Charge / 180 watt(18 months)						\$75		\$75		each	\$0	0%	
8 Street Vacation	12.50	x	\$186	=	\$2,325	\$1,670	72%	\$2,325	100%	request	\$655	39%	
9 Traffic Control Plan Review and Inspection													
a) First Sheet	1.50	x	\$186	=	\$279	\$165	59%	\$248	89%	sheet	\$83	50%	
b) Each Additional Sheet	0.75	x	\$186	=	\$140	\$60	43%	\$90	65%	sheet	\$30	50%	
9 Traffic Control Review													
10 Traffic Control Inspection													
11 Project Imaging (first sheet)													
12 Project Imaging (each additional sheet)													
10 Sewer Lateral Surface Restoration Deposit						\$2,000		\$2,000		each	\$0	0%	
11 Occupancy License (Real Property)	6.00	x	\$186	=	\$1,116	\$910	82%	\$1,116	100%	each	\$206	23%	
12 Master License Agreement	8.00	x	\$186	=	\$1,488	\$1,140	77%	\$1,488	100%	each	\$348	31%	
13 Small Cell Engineering Review	3.75	x	\$186	=	\$698	\$390	56%	\$585	84%	each	\$195	50%	
14 Small Cell Site Administration	4.00	x	\$186	=	\$744	\$610	82%	\$744	100%	each	\$134	22%	
15 Undergrounding of Overhead Utilities Waiver - indexed fee based on construction costs: Capped at 5% of the project building valuation						\$663		\$663		per LF; indexed	\$0	0%	[a]
16 Storm Water Quality Management Plan Water Quality Technical Report - Misc. Projects	10.00	x	\$186	=	\$4,260	\$750	18%	\$2,760	65%	each	\$2,010	268%	
17 Storm Water Quality Management Plan with Pump Water Quality Technical Report - Subdivision Projects	10.00	x	\$186	=	\$4,860	\$750	15%	\$3,450	71%	each	\$2,700	360%	
18 Repayment Processing Fee / Streets						5%		5%		of repayment	\$0	0%	
19 Repayment Processing Fee / Sewer						5%		5%		of repayment	\$0	0%	
20 Repayment Processing Fee / Storm Drain						5%		5%		of repayment	\$0	0%	
21 Repayment Processing Fee / Water						5%		5%		of repayment	\$0	0%	

Attachment "1"

Item9.

City of Escondido
 User and Regulatory Fee Study
 Engineering and Encroachment Permit Fees
 Calculation of Estimated Cost of Service

Fee Description		Est. Labor Hours	Hourly Rate	Est. Cost of Svc	Current Fee	Current Cost Recovery	Proposed Fee	Proposed Cost Recovery	Fee Structure	Fee Change \$	Fee Change %	Note
Engineering Plan Checks and Inspections												
22	Est Cost of Improv or Grading Plan: \$0 - \$60,000 (\$1,670 min) (\$1,500 min)	4.50	x \$186	= \$837	\$750	90%	\$835	100%	sheet	\$85	11%	
23	Est Cost of Improv or Grading Plan: \$60,001 - \$100,000 (\$2,500 min)											
	a) Plan Review											
	i) Base Fee for First \$60,000	10.00	x \$186	= \$1,860	2.60%	84%	3.00%	97%	Base Fee	0.40%	15%	
	ii) Fee for Each Add'l \$1 Up to \$100,000			1.86%			1.86%	100%	% of Cost			
	b) Permit Inspection											
	i) Base Fee for First \$60,000	8.00	x \$186	= \$1,488	1.50%	60%	2.00%	81%	Base Fee	0.50%	33%	
	ii) Fee for Each Add'l \$1 Up to \$100,000			0.93%			0.93%	100%	% of Cost			
24	Est Cost of Improv or Grading Plan: \$100,001 - \$250,000											
	a) Plan Review											
	i) Base Fee for First \$100,000	14.00	x \$186	= \$2,604	2.40%	92%	2.60%	100%	Base Fee	0.20%	8%	
	ii) Fee for Each Add'l \$1 Up to \$250,000			1.98%			1.98%	100%	% of Cost			
	b) Permit Inspection											
	i) Base Fee for First \$100,000	10.00	x \$186	= \$1,860	1.50%	81%	1.80%	97%	Base Fee	0.30%	20%	
	ii) Fee for Each Add'l \$1 Up to \$250,000			1.86%			1.86%	100%	% of Cost			
25	Est Cost of Improv or Grading Plan: \$250,001 - \$500,000											
	a) Plan Review											
	i) Base Fee for First \$250,000	30.00	x \$186	= \$5,580	2.20%	99%	2.20%	99%	Base Fee	0.00%	0%	
	ii) Fee for Each Add'l \$1 Up to \$500,000			1.79%			1.79%	100%	% of Cost			
	b) Permit Inspection											
	i) Base Fee for First \$250,000	25.00	x \$186	= \$4,650	1.50%	81%	1.80%	97%	Base Fee	0.30%	20%	
	ii) Fee for Each Add'l \$1 Up to \$500,000			1.86%			1.86%	100%	% of Cost			
26	Est Cost of Improv or Grading Plan: \$500,001 - \$1,000,000											
	a) Plan Review											
	i) Base Fee for First \$500,000	54.00	x \$186	= \$10,044	2.00%	100%	2.00%	100%	Base Fee	0.00%	0%	
	ii) Fee for Each Add'l \$1 Up to \$1,000,000			1.86%			1.86%	100%	% of Cost			
	b) Permit Inspection											
	i) Base Fee for First \$500,000	50.00	x \$186	= \$9,300	1.50%	81%	1.80%	97%	Base Fee	0.30%	20%	
	ii) Fee for Each Add'l \$1 Up to \$1,000,000			1.71%			1.71%	100%	% of Cost			
27	Est Cost of Improv or Grading Plan: \$1,000,001 - \$2,500,000											
	a) Plan Review											
	i) Base Fee for First \$1,000,000	104.00	x \$186	= \$19,344	1.90%	98%	1.90%	98%	Base Fee	0.00%	0%	
	ii) Fee for Each Add'l \$1 Up to \$2,500,000			1.81%			1.81%	100%	% of Cost			
	b) Permit Inspection											
	i) Base Fee for First \$1,000,000	96.00	x \$186	= \$17,856	1.50%	84%	1.70%	95%	Base Fee	0.20%	13%	
	ii) Fee for Each Add'l \$1 Up to \$2,500,000			1.66%			1.66%	100%	% of Cost			
28	Est Cost of Improv or Grading Plan: \$2,500,001 and above											
	a) Plan Review											
	i) Base Fee for First \$2,500,000	250.00	x \$186	= \$46,500	1.80%	97%	1.80%	97%	Base Fee	0.00%	0%	
	ii) Fee for Each Add'l \$1			1.72%			1.72%	100%	% of Cost			
	b) Permit Inspection											
	i) Base Fee for First \$2,500,000	230.00	x \$186	= \$42,780	1.50%	88%	1.70%	99%	Base Fee	0.20%	13%	
	ii) Fee for Each Add'l \$1			1.58%			1.58%	100%	% of Cost			

Attachment "1"

Item9.

City of Escondido
 User and Regulatory Fee Study
 Engineering and Encroachment Permit Fees
Calculation of Estimated Cost of Service

Fee Description		Est. Labor Hours		Hourly Rate	=	Est. Cost of Svc	Current Fee	Current Cost Recovery	Proposed Fee	Proposed Cost Recovery	Fee Structure	Fee Change \$	Fee Change %	Note
29	Precise Grading, Site Drainage, Misc. Eng. Plans	4.50	x	\$186	=	\$837	\$750	90%	\$837	100%	sheet	\$87	12%	
30	Plans and Specs								cost-recovery					
30	Plan Revisions & Inspection - Misc Projects	3.00	x	\$186	=	\$558	\$150	27%	\$225	40%	sheet / revision	\$75	50%	
31	Plan Revisions & Inspection - Subdivision Projects	3.00	x	\$186	=	\$558	\$150	27%	\$225	40%	sheet / revision	\$75	50%	
32	Plan Revisions - New Sheet for Misc. Projects	8.50	x	\$186	=	\$1,581	\$750	47%	\$1,125	71%	sheet	\$375	50%	
33	Plan Revisions - New Sheet for Subdivision Projects	8.50	x	\$186	=	\$1,581	\$750	47%	\$1,125	71%	sheet	\$375	50%	
34	Review of Final Subdivision Map & Final Parcel Map													
	a) Base Fee	6.00	x	\$186	=	\$1,116	\$1,000	90%	\$1,116	100%	per sheet	\$116	12%	
	b) Plus, Per Lot Fee	0.33	x	\$186	=	\$62	\$50	81%	\$62	100%	per lot	\$12	24%	
Annual Permit Engineering Fees														
35	Annual Permit Fee for Cox Communication						\$28,130		\$28,130		annual	\$0	0%	
36	Annual Permit Fee for AT&T Communication						\$30,300		\$30,300		annual	\$0	0%	
37	Annual Permit Fee for SDG&E						\$33,765		\$33,765		annual	\$0	0%	

Attachment "1"

Item9.

City of Escondido
 User and Regulatory Fee Study
 Engineering and Encroachment Permit Fees
Calculation of Estimated Cost of Service

Fee Description	Est. Labor Hours	Hourly Rate	Est. Cost of Svc	Current Fee	Current Cost Recovery	Proposed Fee	Proposed Cost Recovery	Fee Structure	Fee Change \$	Fee Change %	Note
Encroachment Permits and Fees											
38 Encroachment Permit - Large Projects				cost recovery		cost recovery		each			
39 Plan Check & Inspection for Telecommunications				cost recovery		cost recovery		each			
40 Encroachment Permit - Penalty for no permit				3X Regular fees		3X Regular fees		each			
41 Encroachment Permit - Processing Fee	1.50	x \$186	= \$279	\$100	36%	\$150	54%	permit	\$50	50%	
42 Encroachment Permit—Subsequent-TCP-Review-(\$60 for each subsequent sheet)				\$165-				sheet			
42 Encroachment Permit - Driveway Approach or Ped Ramp & Curb Return / Residential	4.90	x \$186	= \$911	\$440	48%	\$660	72%	permit	\$220	50%	
43 Encroachment Permit - Driveway Approach with Ped. Ramp and Curb Return / Non-Residential St	7.65	x \$186	= \$1,423	\$690	48%	\$1,035	73%	permit	\$345	50%	
44 Encroachment Permit—Additional Residential Driveway at same address if poured same day				\$340-				permit			
44 Encroachment Permit - Fire Hydrant Installation on Residential Street, Local Collector & Frontage	14.50	x \$186	= \$2,697	\$1,260	47%	\$1,890	70%	permit	\$630	50%	
45 Encroachment Permit - Fire Hydrant Installation on Collector and above, Commercial & Industrial Road	19.50	x \$186	= \$3,627	\$1,710	47%	\$2,565	71%	permit	\$855	50%	
46 Encroachment Permit - Fire Hydrant Installation if Water Shut Down is Required	19.50	x \$186	= \$3,627	\$850	23%	\$1,500	41%	Deposit	\$650	76%	
47 Encroachment Permit - Sewer Lateral Installation on Residential Street, Local Collector on Frontage Roads	14.50	x \$186	= \$2,697	\$1,260	47%	\$1,890	70%	permit	\$630	50%	
48 Encroachment Permit - Sewer Lateral Installation on Collector and above, Comm. & Industrial Rd	19.50	x \$186	= \$3,627	\$1,710	47%	\$2,565	71%	permit	\$855	50%	
49 Encroachment Permit - Utility Trenching up to 300 LF in length	7.00	x \$186	= \$1,302	\$640	49%	\$960	74%	linear feet	\$320	50%	
50 Encroachment Permit - Utility Trenching over 300 LF in length											
a) Base Fee for First 300 LF	7.00	x \$186	= \$1,302	\$600 + \$1 per		\$960	74%	linear feet	\$320	50%	
b) Fee for Each Additional LF	13.25	x \$186	= \$2,465	\$600 + \$1 per		\$1.50	74%	linear feet	\$0.50	50%	
51 Encroachment Permit - Curb, Curb & Gutter, Berm up to 100LF	4.25	x \$186	= \$791	\$370	47%	\$555	70%	linear feet	\$185	50%	
52 Encroachment Permit - Sidewalks up to 500SF	4.75	x \$186	= \$884	\$420	48%	\$630	71%	linear feet	\$210	50%	
53 Encroachment Permit - Curb Cores	1.00	x \$186	= \$186	\$80	43%	\$120	65%	each	\$40	50%	
54 Encroachment Permit - Continuing	1.50	x \$186	= \$279	\$100	36%	\$150	54%	year	\$50	50%	
55 Encroachment Permit - Small Cell Trenching less than 50ft	17.00	x \$186	= \$3,162	\$1,390	44%	\$2,085	66%	permit	\$695	50%	
56 Encroachment Permit - Overtime Inspection	1.00	x \$223	= \$223	\$160	72%	\$223	100%	hour	\$63	40%	
Landscape Maintenance District											
57 Landscape Maintenance District Annexation (Full Cost Recovery with Initial Deposit - Initial Deposit Amount Shown)				\$7,500		\$7,500		each	\$0	0%	
58 Landscape Maintenance District Engineer's Report (Full Cost Recovery with Initial Deposit—Initial Deposit Amount Shown)				\$7,500-		\$7,500-		each	\$0	0%	
Community Facility District											
59 Annexation Fee				\$365-		\$365-		project	\$0	0%	
60 Fiscal Impact Analysis Deposit (Full Cost Recovery with Initial Deposit—Initial Deposit Amount Shown)				\$10,000-		\$10,000-		each	\$0	0%	

Attachment "1"

Item9.

City of Escondido
 User and Regulatory Fee Study
 Engineering and Encroachment Permit Fees
Calculation of Estimated Cost of Service

Fee Description		Est. Labor Hours		Hourly Rate	=	Est. Cost of Svc	Current Fee	Current Cost Recovery	Proposed Fee	Proposed Cost Recovery	Fee Structure	Fee Change \$	Fee Change %	Note
58	Other For Services Requested of City Staff which have no fee listed in this Master Fee Schedule, the City Manager or the City Manager's designee shall determine the appropriate fee based on the following hourly rates for staff time involved in the service or activity (per hour)	1.0	x	\$186	=	\$186			\$186	100%	Per Hour			
59	Contract Service Providers								Actual Cost plus 15% Admin Fee					

* In addition to amounts shown above, applicant is responsible for all costs of outside agency review/services (e.g., County recording fees, specialized report review fees, etc.).
 [a] Fee is adjusted each July 1 by change in CPI.

Attachment "1"

Item9.

City of Escondido
 User and Regulatory Fee Study
 Utility Fees

Fee Description	Est. Labor Hours	Hourly Rate	Est. Cost of Svc	Current Fee	Current Cost Recovery	Proposed Fee	Proposed Cost Recovery	Fee Structure	Fee Change	Note
Miscellaneous Utilities Penalties & Fees										
1 Past Due Letter Notification for Nonpayment				\$1.50		\$1.50		letter	\$0	
2 Late Penalty / All fees not paid within 19 days of billing				10.00%		10.00%		billed amount	\$0	
3 Door Hanger Notification of Shut-off for Nonpayment				\$35		\$75		notification	\$40	
4 Shut-off for Nonpayment				\$45		\$50		each	\$5	
5 Turn-on for Nonpayment				\$75		\$50		each	(\$25)	
6 Shut-off / Turn-on Fee if paid prior to 2:00 pm				\$45				each		
7 Shut-off / Turn-on Fee if paid after 2:00 pm				\$75				each		
6 Damaged Lock Fee				\$175		\$200		lock	\$25	
7 Water Theft Fee				n/a - new		\$200		each		
8 Damaged - Angle Water Meter Stops - 5 / 8" & 3 / 4"				\$450		\$450		meter	\$0	
9 Damaged - Angle Water Meter Stops - 1"				\$475		\$475		meter	\$0	
10 Damaged - Angle Water Meter Stops - 1 1 / 2"				\$825		\$1,025		meter	\$200	
11 Damaged - Angle Water Meter Stops - 2"				\$875		\$1,025		meter	\$150	
12 Backflow Noncompliance - Door Hanger or Shut-off Notification				\$35		\$35		notification	\$0	
13 Backflow Noncompliance - Shut-off / Turn-on				\$75		\$75		each	\$0	
14 After hours turn-on for nonpayment				n/a		\$150		each	n/a - new	
15 Backflow Noncompliance - Third Notice				n/a		\$1.50		letter	n/a - new	
16 Backflow Noncompliance - Shut-off/Turn-on				n/a		\$225		each	n/a - new	
17 Backflow Installation, Inspection and Certification				n/a		\$15		each	n/a - new	
18 Backflow Administration Fee				n/a		\$3.25		monthly	n/a - new	
19 Recycled Water Cross-Connection Test				n/a		\$775		each	n/a - new	
20 Pump Station Zone Electricity Usage				n/a		\$0.43		1,000 gal	n/a - new	
21 Tester Gauge Certification Update (Certified Testers List)				n/a		\$20		annual	n/a - new	
22 Large Meter Calibration Test (3" and larger)				n/a		\$165		calibration	n/a - new	
23 Fire Flow Test				n/a		\$500		each	n/a - new	
24 Detector Check for Unoccupied Building				n/a		\$47.44		monthly	n/a - new	

Attachment "1"

Item9.

City of Escondido
 User and Regulatory Fee Study
 Utility Fees

Fee Description	Est. Labor Hours	Hourly Rate	Est. Cost of Svc	Current Fee	Current Cost Recovery	Proposed Fee	Proposed Cost Recovery	Fee Structure	Fee Change	Note
Water Meter Installation Fees										
25 New Perm. Meter - 1" / Full Set (new service line with meter and box)				\$4,550		\$7,500		meter	\$2,950	
26 New Perm. Meter - 1" / Meter and Box				\$500		\$690		meter	\$190	
27 New Perm. Meter - 1 1 / 2" / Full Set				\$5,250		\$9,750		meter	\$4,500	
28 New Perm. Meter - 1 1 / 2" / Meter and Box				\$1,115		\$1,500		meter	\$385	
29 New Perm. Meter - 2" / Full Set				\$6,000		\$10,250		meter	\$4,250	
30 New Perm. Meter - 2" / Meter and Box				\$1,500		\$1,710		meter	\$210	
31 New Perm. Meter - 3 / 4" / Full Set				\$4,000		\$7,000		meter	\$3,000	
32 New Perm. Meter - 3 / 4" / Meter and Box				\$415		\$560		meter	\$145	
33 New Perm. Meter - 3" Meter Drop-In				\$3,500		\$5,000		each	\$1,500	
34 New Perm. Meter - 4" Meter Drop-In				\$4,800		\$5,700		each	\$900	
35 New Perm. Meter - 6" Meter Drop-In				\$7,900		\$9,400		each	\$1,500	
36 New Perm. Meter - 8" Meter Drop-In				\$7,900		\$14,400		each	n/a - new	
37 New Service Turn On				\$55		\$75		each	\$20	
38 New Service Turn On / After Hours				\$180		\$225		each	\$45	
39 Meter Calibration Test				\$125		\$150		calibration	\$25	
40 Water Detector Check				\$63.51		\$63.51		each	\$0	
41 New Line Bacti Retest Fee				\$200		\$200		each	\$0	
42 New Line Bacti Retest Fee - additional sample				\$26		\$26		each	\$0	
43 TSAWR (formerly SAWR) Use				\$3.31		\$4.46		1,000 gal	\$1.15	
44 2.5" Temporary Meter Set and Remove				\$125		\$125		each	\$0	
45 4" Temporary Meter Set and Remove						\$300		each	n/a - new	
46 6" Temporary Meter Set and Remove						\$500		each	n/a - new	
47 8" Temporary Meter Set and Remove						\$800		each	n/a - new	

Attachment "1"

Item9.

City of Escondido
 User and Regulatory Fee Study
 Utility Fees

	Fee Description	Est. Labor Hours	Hourly Rate	Est. Cost of Svc	Current Fee	Current Cost Recovery	Proposed Fee	Proposed Cost Recovery	Fee Structure	Fee Change	Note
48	Replacement Fee for Stolen or Damaged 2.5" Temporary Meter Set				\$3,000		\$3,000		each	\$0	
49	Replacement Fee for Stolen or Damaged 4" Temporary Meter Set				\$7,300		\$7,300		each	\$0	
50	Replacement Fee for Stolen or Damaged 6" Temporary Meter Set				\$11,500		\$11,500		each	\$0	
51	Replacement Fee for Stolen or Damaged 8" Temporary Meter Set				\$18,700		\$18,700		each	\$0	
52	Perm. DCA Meter - 3 / 4" / Meter						\$300		meter	n/a - new	
53	Wastewater Control Permit - Commercial Establishments						\$150		year	n/a - new	
54	Wastewater Control Permit - Storm Water						\$150		year	n/a - new	
55	Wastewater Grease Control Permit - Food Service Establishments				\$160		\$240		year	\$80	
56	Wastewater Control Permit - Automotive Service Establishments				\$160		\$240		year	\$80	

Attachment "1"

Item9.

City of Escondido
 User and Regulatory Fee Study
 Fire Prevention Fees
 Calculation of Estimated Cost of Service

Fee Description		Est. Labor Hours	Hourly Rate	Est. Cost of Svc	Current Fee	Current Cost Recovery	Proposed Fee	Proposed Cost Recovery	Fee Structure	Fee Change \$	Fee Change %	Note
Miscellaneous Fire Department Fees												
1	Development Pre-Application Consultation Fee	0.75	x \$155 =	\$116	\$100	86%	\$116	100%	each	\$16	16%	
2	Fire Department Incident Reports	1.00	x \$155 =	\$155	\$20	13%	\$20	13%	report	\$0	0%	
3	Access Roadway Grading and Gates Plan Check	1.75	x \$155 =	\$271	\$113	42%	\$170	62%	hour	\$57	50%	
4	UST and AST Installation Plan Review	1.50	x \$155 =	\$233	n/a - new	0%	\$233	100%	each	n/a - new	n/a - new	
5	Grading Plan Review	1.50	x \$155 =	\$233	n/a - new	0%	\$233	100%	each	n/a - new	n/a - new	
6	Specific Plan Review (includes fire protection plans)	5.50	x \$155 =	\$853	\$514	60%	\$771	90%	hour	\$257	50%	
7	Fire Safety Inspection (annual & new business)	2.25	x \$155 =	\$349	\$150	43%	\$174	50%	each	\$24	16%	
8	Project Availability Forms	2.00	x \$155 =	\$310	\$94	30%	\$141	45%	each	\$47	50%	
9	Additional Field Inspection / Failed Inspection	2.50	x \$155 =	\$388	\$150	39%	\$194	50%	reinspection	\$44	29%	
10	Requested Inspection	1.75	x \$155 =	\$271	\$100	37%	\$150	55%	inspection	\$50	50%	
11	Single Structure and/or Single Family Resident Construction Inspection: <10,000 sq ft	2.50	x \$155 =	\$388	\$160	41%	\$240	62%	inspection	\$80	50%	
12	Single Structure & Multistory Construction Inspection: 10,000 - 50,000 sq ft	3.25	x \$155 =	\$504	\$217	43%	\$326	65%	level / inspection	\$109	50%	
13	Single Structure & Multistory Construction Inspection: >50,000 sq ft per level	3.75	x \$155 =	\$581	\$255	44%	\$383	66%	level / inspection	\$128	50%	
14	High Risk / Hazardous Material Construction Inspection	5.25	x \$155 =	\$814	\$369	45%	\$554	68%	inspection	\$185	50%	
15	File / Code Research Fee	1.00	x \$155 =	\$155	\$100	65%	\$150	97%	each	\$50	50%	
16	Special Event Staffing Cost - Fire Prevention	1.00	x \$155 =	\$155	\$132	85%	\$155	100%	hour	\$23	17%	
17	Special Events After Hours Fee	1.00	x \$186 =	\$186	\$170	91%	\$186	100%	hour	\$16	9%	
18	Subpoenas (Firefighter) - Set by Government Code				\$275		\$275		day	\$0	0%	
19	Fire Response Map Update Fee				\$247		\$247		each	\$0	0%	

Attachment "1"

Item9.

City of Escondido
 User and Regulatory Fee Study
 Fire Prevention Fees
 Calculation of Estimated Cost of Service

Fee Description		Est. Labor Hours	Hourly Rate	Est. Cost of Svc	Current Fee	Current Cost Recovery	Proposed Fee	Proposed Cost Recovery	Fee Structure	Fee Change \$	Fee Change %	Note
Fire Code Permits to Operate												
20	Level 1, Small/0-5k sq ft, 1-2 permits	2.50	x \$155	= \$388	\$170	44%	\$255	66%	permit	\$85	50%	
21	Level 1, Medium/5-10k sq ft, 3-5 permits	3.00	x \$155	= \$465	\$208	45%	\$312	67%	permit	\$104	50%	
22	Level 1, Large/10k+ sq ft, 6+ permits	3.50	x \$155	= \$543	\$246	45%	\$369	68%	permit	\$123	50%	
23	Level 2, Small/0-5k sq ft, 1-2 permits	3.75	x \$155	= \$581	\$265	46%	\$398	68%	permit	\$133	50%	
24	Level 2, Medium/5-10k sq ft, 3-5 permits	4.00	x \$155	= \$620	\$285	46%	\$428	69%	permit	\$143	50%	
25	Level 2, Large/10k+ sq ft, 6+ permits	4.25	x \$155	= \$659	\$303	46%	\$455	69%	permit	\$152	50%	
26	Level 3, Small/0-5k sq ft, 1-2 permits	4.50	x \$155	= \$698	\$322	46%	\$483	69%	permit	\$161	50%	
27	Level 3, Medium/5-10k sq ft, 3-5 permits	4.80	x \$155	= \$744	\$345	46%	\$518	70%	permit	\$173	50%	
28	Level 3, Large/10k+ sq ft, 6+ permits	5.00	x \$155	= \$775	\$361	47%	\$542	70%	permit	\$181	50%	
29	Carnivals & Fairs	5.25	x \$155	= \$814	\$284	35%	\$426	52%	permit	\$142	50%	
30	Carnivals After Hours Fee	5.25	x \$186	= \$977	\$322	33%	\$483	49%	permit	\$161	50%	
31	Explosive Permit & 2 Blasts	5.75	x \$155	= \$891	\$255	29%	\$383	43%	permit	\$128	50%	
32	Blasting	2.25	x \$155	= \$349	\$141	40%	\$212	61%	permit	\$71	50%	
33	Explosives / Firework Pyrotechnic Special Effects: Theatrical / Movies	4.25	x \$155	= \$659	\$141	21%	\$212	32%	permit	\$71	50%	
34	Explosives / Firework Aerial Display: includes ground display	4.75	x \$155	= \$736	\$179	24%	\$269	36%	permit	\$90	50%	
35	Open Burning: includes bonfires & burn permits	2.75	x \$155	= \$426	\$179	42%	\$269	63%	permit	\$90	50%	
36	Additional Permits: Production Facilities, Pyrotechnics and Special Effects, & Live Audiences	3.75	x \$155	= \$581	\$100	17%	\$150	26%	permit	\$50	50%	
37	Tents and Other Membrane Structures: business hours inspection	3.25	x \$155	= \$504	\$150	30%	\$225	45%	permit	\$75	50%	
38	Tents and Other Membrane Structures: after business hours inspection	5.25	x \$186	= \$977	\$285	29%	\$428	44%	permit	\$143	50%	

City of Escondido
 User and Regulatory Fee Study
 Fire Prevention Fees
 Calculation of Estimated Cost of Service

Fee Description	Est. Labor Hours		Hourly Rate	=	Est. Cost of Svc	Current Fee	Current Cost Recovery	Proposed Fee	Proposed Cost Recovery	Fee Structure	Fee Change \$	Fee Change %	Note
Fire Code Construction Permits (Plan Review)													
39 Full Cell Power System Plan Review	3.00	x	\$155	=	\$465	\$132	28%	\$198	43%	each	\$66	50%	
40 Gas Detection System (Including CO2) Plan Review	2.50	x	\$155	=	\$388	\$170	44%	\$255	66%	each	\$85	50%	
41 High Piled Combustible Storage Plan Review	2.50	x	\$155	=	\$388	\$170	44%	\$255	66%	each	\$85	50%	
42 Motor Vehicle Repair Rooms & Booth Plan Review	2.00	x	\$155	=	\$310	\$132	43%	\$198	64%	each	\$66	50%	
43 Plant Extraction System Plan Review	4.00	x	\$155	=	\$620	\$132	21%	\$198	32%	each	\$66	50%	
44 Special Event Structure Plan Review	1.50	x	\$155	=	\$233	\$94	40%	\$141	61%	each	\$47	50%	
45 Building Plan Review (Industrial)	4.50	x	\$155	=	\$698	\$246	35%	\$369	53%	each	\$123	50%	
Fire Code Construction Permits													
46 Out Source Plan Check Fee	1.00	x	\$155	=	\$155	\$150	97%	\$155	100%	hour	\$5	3%	
47 Solar Plan Review Fee	1.50	x	\$155	=	\$233	\$94	40%	\$141	61%	each	\$47	50%	
48 Battery System	2.50	x	\$155	=	\$388	\$170	44%	\$255	66%	permit	\$85	50%	
49 Single Family Dwelling Building Plan Review: 0 - 500 square feet	1.75	x	\$155	=	\$271	\$113	42%	\$170	62%	review	\$57	50%	
50 Single Family Dwelling Building Plan Review: 500 - 2,000 square feet	2.00	x	\$155	=	\$310	\$132	43%	\$198	64%	review	\$66	50%	
51 Single Family Dwelling Building Plan Review: 2,000 - 5,000 square feet	2.25	x	\$155	=	\$349	\$150	43%	\$225	65%	review	\$75	50%	
52 Single Family Dwelling Building Plan Review: > 5,000 square feet	2.50	x	\$155	=	\$388	\$170	44%	\$255	66%	review	\$85	50%	
53 Single Family Dwelling Building Plan Review (tracts/phase/production): 1 - 10 units on same application	5.00	x	\$155	=	\$775	\$284	37%	\$426	55%	review	\$142	50%	
54 Single Family Dwelling Building Plan Review (tracts/phase/production): Each 5 additional units per same application	2.50	x	\$155	=	\$388	\$132	34%	\$198	51%	review	\$66	50%	
55 Building Plan Review: Multi-Family, Commercial, Industrial Including 1 inspection	3.50	x	\$155	=	\$543	\$246	45%	\$369	68%	building	\$123	50%	
56 Commercial Sprinkler System Plan Review & Inspection: New buildings 1 - 25,000 square feet	4.00	x	\$155	=	\$620	\$284	46%	\$426	69%	review	\$142	50%	
57 Commercial Sprinkler System Plan Review & Inspection: New buildings > 25,000 square feet	5.00	x	\$155	=	\$775	\$361	47%	\$542	70%	hour	\$181	50%	
58 Commercial Sprinkler System Existing bldg & tenant impr: 1 - 20 heads w / o hydraulic calcs	2.25	x	\$155	=	\$349	\$150	43%	\$225	65%	each	\$75	50%	
59 Commercial Sprinkler System Plan Review Existing bldg & tenant impr: 1 - 100 heads with hydraulic calcs	2.75	x	\$155	=	\$426	\$189	44%	\$284	67%	each	\$95	50%	
60 Commercial Sprinkler System Plan Review Existing bldg & tenant impr: > 100 heads with hydraulic calcs	3.75	x	\$155	=	\$581	\$265	46%	\$398	68%	hour	\$133	50%	

Attachment "1"

Item9.

City of Escondido
 User and Regulatory Fee Study
 Fire Prevention Fees
 Calculation of Estimated Cost of Service

Fee Description	Est. Labor Hours		Hourly Rate	=	Est. Cost of Svc	Current Fee	Current Cost Recovery	Proposed Fee	Proposed Cost Recovery	Fee Structure	Fee Change \$	Fee Change %	Note
61 Fire Alarm System Plan Review: 1 - 10 devices	2.50	x	\$155	=	\$388	\$170	44%	\$255	66%	each	\$85	50%	
62 Fire Alarm System Plan Review: > 10 devices	3.50	x	\$155	=	\$543	\$246	45%	\$369	68%	hour	\$123	50%	
63 Hood System Plan Review: 1 - 10 nozzles	2.25	x	\$155	=	\$349	\$150	43%	\$225	65%	each	\$75	50%	
64 Spray Booth Inspection/ Hood System Inspection	3.50	x	\$155	=	\$543	\$170	31%	\$255	47%	hour	\$85	50%	
65 Specialized Fire Protection Pre-action System (existing sprinklered bldgs): Plan Review	4.00	x	\$155	=	\$620	\$284	46%	\$426	69%	each	\$142	50%	
66 Specialized Fire Protection Smoke Mgmt System Inspection	2.50	x	\$155	=	\$388	\$170	44%	\$255	66%	each	\$85	50%	
67 Specialized Fire Protection In-rack System: Plan Review	3.25	x	\$155	=	\$504	\$227	45%	\$341	68%	each	\$114	50%	
68 Residential Sprinkler system Plan Review (SFD): < 5,000 square feet	2.50	x	\$155	=	\$388	\$170	44%	\$255	66%	each	\$85	50%	
69 Residential Sprinkler system Plan Review (SFD): > 5,000 square feet	3.50	x	\$155	=	\$543	\$246	45%	\$369	68%	each	\$123	50%	
70 Apartment, Hotel, Motel (R-2 Occupancy) Inspections: 3 - 10 units	2.50	x	\$155	=	\$388	\$130	34%	\$195	50%	inspection	\$65	50%	
71 Apartment, Hotel, Motel (R-2 Occupancy) Inspections: 11 - 25 units	2.75	x	\$155	=	\$426	\$149	35%	\$224	52%	inspection	\$75	50%	
72 Apartment, Hotel, Motel (R-2 Occupancy) Inspections: 26 - 50 units	3.25	x	\$155	=	\$504	\$188	37%	\$282	56%	inspection	\$94	50%	
73 Apartment, Hotel, Motel (R-2 Occupancy) Inspections: 51 - 100 units	3.75	x	\$155	=	\$581	\$225	39%	\$338	58%	inspection	\$113	50%	
74 Apartment, Hotel, Motel (R-2 Occupancy) Inspections: > 101 units	5.25	x	\$155	=	\$814	\$340	42%	\$510	63%	inspection	\$170	50%	
75 CO2 Systems & Piping for Beverage Dispensing Inspection	2.00	x	\$155	=	\$310	\$132	43%	\$198	64%	inspection	\$66	50%	

Attachment "1"

Item9.

City of Escondido
 User and Regulatory Fee Study
 Fire Prevention Fees
 Calculation of Estimated Cost of Service

Fee Description		Est. Labor Hours		Hourly Rate	=	Est. Cost of Svc	Current Fee	Current Cost Recovery	Proposed Fee	Proposed Cost Recovery	Fee Structure	Fee Change \$	Fee Change %	Note
Fire Department Licensing Fees														
76	State Licensing / Private School Life Safety Inspection - Licensed Care Pre-inspections: 25 or less residents	2.50	x	\$155	=	\$388	\$50	13%	\$50	13%	inspection	\$0	0%	
77	State Licensing / Private School Life Safety Inspection - Licensed Care Pre-inspections: 26 or more residents	2.50	x	\$155	=	\$388	\$100	26%	\$100	26%	inspection	\$0	0%	
78	State Licensing & Private School Life Safety Inspection - Fire Clearance Inspections: 1 - 6 individuals per establishment	0.00	x	\$155	=	\$0	\$0	0%	\$0	0%	inspection	\$0	0%	
79	State Licensing & Private School Life Safety Inspection - Fire Clearance Inspections: 7- 50 individuals per establishment	3.00	x	\$155	=	\$465	\$150	32%	\$225	48%	inspection	\$75	50%	
80	State Licensing & Private School Life Safety Inspection - Fire Clearance Inspections: 51 - 150 individuals per establishment	4.00	x	\$155	=	\$620	\$226	36%	\$310	50%	inspection	\$84	37%	
81	State Licensing & Private School Life Safety Inspection - Fire Clearance Inspections: Over 150 individuals per establishment	5.00	x	\$155	=	\$775	\$300	39%	\$388	50%	inspection	\$88	29%	
82	State Licensing & Private School Life Safety Inspection - Annual Licensed Care Inspections: 7 - 75 individuals	2.25	x	\$155	=	\$349	\$141	40%	\$174	50%	inspection	\$33	24%	
83	State Licensing & Private School Life Safety Inspection - Annual Licensed Care Inspections: 76 - 250 individuals	3.25	x	\$155	=	\$504	\$217	43%	\$252	50%	inspection	\$35	16%	
84	State Licensing & Private School Life Safety Insp - Annual Licensed Care Inspections: 251 - 500 individuals	4.25	x	\$155	=	\$659	\$293	44%	\$329	50%	inspection	\$36	12%	
85	State Licensing & Private School Life Safety Inspection - Annual Licensed Care Inspections: over 500 individuals	4.75	x	\$155	=	\$736	\$340	46%	\$368	50%	inspection	\$28	8%	
Other														
86	For Services Requested of City Staff which have no fee listed in this Master Fee Schedule, the City Manager or the City Manager's designee shall determine the appropriate fee based on the following hourly rates for staff time involved in the service or activity (per hour)	1.0	x	\$155	=	\$155			\$155	100%	Per Hour			

Attachment "1"

Item9.

City of Escondido
 User and Regulatory Fee Study
 Police Fees

Fee Description		Est. Labor Hours	Hourly Rate	Est. Cost of Svc	Current Fee	Current Cost Recovery	Proposed Fee	Proposed Cost Recovery	Fee Structure	Fee Change	Note
Police and Fire Community Room (includes Hospitality Area)											
1	Staff Fees, Class B: 2 hour min				\$45-				hour		
2	Staff Fees, Class C: 2 hour min				\$50-				hour		
3	Staff Fees, Class D: 2 hour min				\$75-				hour		
4	Staff Fees, Class E: 2 hour min				\$95-				hour		
5	AV Staff Fees, Class B, C, D, E: 2 hour min				\$20-				hour		
6	Overhead Projector Rental, Class B, C, D, E: 2 hour min				\$25-				hour		
7	Wireless & Hardwired P.A. System, Class B, C, D, E: 2 hour min				\$25-				hour		
8	Flat Screen TV Monitor / DVD, Class B, C, D, E: 2 hour min				\$25-				hour		
9	Non-Operational Hrs Staffing Fees, Class B, C, D, E: 2 hour min				\$30-				hour		
10	Holiday Hrs Staffing Fees, Class B, C, D, E: 2 hour min				\$75-				hour		
11	Police and Fire Community Room Reservation / Cleaning / Damage-Deposit				\$250-				reservation		

Attachment "1"

Item9.

City of Escondido
 User and Regulatory Fee Study
 Police Fees

Fee Description	Est. Labor Hours	Hourly Rate	Est. Cost of Svc	Current Fee	Current Cost Recovery	Proposed Fee	Proposed Cost Recovery	Fee Structure	Fee Change	Note
Miscellaneous Police Department Fees										
1 Special Event Staffing Cost: Lieutenant				\$110		\$150		hour	\$40	
2 Special Event Staffing Cost: Sergeant				\$95		\$130		hour	\$35	
3 Special Event Staffing Cost: Officer				\$80		\$90		hour	\$10	
4 Special Event Staffing Cost: CSO				\$50						
4 Special Event Staffing Cost: Patrol Technician						\$18		hour	n/a - new	
5 Special Event Staffing Cost: Public Safety Dispatcher				\$60		\$60		hour	\$0	
6 Rental of Police Firearms Facility - Full Day Range Use				\$300		\$1,000		each	\$700	
7 Rental of Police Firearms Facility - Half Day Range Use				\$200		\$600		each	\$400	
8 Rental of Police Firearms Facility - Full Day Range Use Both Ranges				\$500		\$1,550		each	\$1,050	
9 Rental of Police Firearms Facility - Range Classroom Use Full Day				\$400		\$600		each	\$200	
10 Rental of Police Firearms Facility - Range Classroom Use Half Day				\$200		\$300		each	\$100	
11 Rental of Police Firearms Facility - Sanitation Fee for Groups > 50 / day				\$100		\$250		each	\$150	
12 Rental of Police Firearms Facility - Range Instructor						\$130		hour	n/a - new	
13 CAD Printouts				\$15		\$15		report	\$0	
14 Crime Analysis Reports: first hour				\$59		\$59		hour	\$0	
15 Crime Analysis Reports: each additional hour				\$49		\$49		hour	\$0	
16 Body Worn Camera (BWC) footage reproduction						\$90		incident	n/a - new	
17 Crime Reports				\$15		\$15		report	\$0	
18 Diagrams or Data from Traffic Reports				\$15		\$15		report	\$0	
19 Fingerprints Live scan				\$52						
20 Fingerprints Live scan no DOJ				\$20						

Attachment "1"

Item9.

City of Escondido
 User and Regulatory Fee Study
 Police Fees

	Fee Description	Est. Labor Hours	Hourly Rate	Est. Cost of Svc	Current Fee	Current Cost Recovery	Proposed Fee	Proposed Cost Recovery	Fee Structure	Fee Change	Note
19	Photographs (Non-digital); plus reproduction costs				\$50		\$50		each	\$0	
20	Photographs (Digital); plus \$40 hourly rate for redactions				\$30		\$30		each	\$0	
21	Radio / Phone Transmissions: first hour				\$70		\$70		hour	\$0	
22	Radio / Phone Transmissions: each additional hour				\$55		\$55		hour	\$0	
23	Record Checks				\$20		\$20		check	\$0	
24	DUI Cost Recovery: Actual cost up to \$12,000 per incident				Actual cost		Actual cost		incident		
25	Subpoenas (Civil- Officer)				\$275		\$275		day	\$0	
26	Subpoenas (Civil-Records Personnel)				\$80		\$80		hour	\$0	
27	Subpoenas (Records)				\$24 plus postage		\$24 plus postage		hour		
	Licenses and Applications										
28	Cabaret License				\$100		\$100		license	\$0	
29	Bingo Licenses / 1st year				\$50		\$50		license	\$0	
30	Bingo Licenses (renewal)				\$25		\$25		license	\$0	
31	Massage Establishments - Initial Application				\$469		\$469		each	\$0	
32	Massage Establishments - Renewal (If needed, LiveScan costs additional \$69)				\$100		\$100		each	\$0	
33	Second Hand Licenses / Pawn Licenses 1st year				\$365		\$365		each + \$32 each person	\$0	
34	Second Hand Licenses / Pawn Licenses Renewal				\$50		\$50		renewal	\$0	
35	Tobacco License				\$88		\$88		license	\$0	

Attachment "1"

Item9.

City of Escondido
 User and Regulatory Fee Study
 Police Fees

Fee Description		Est. Labor Hours	Hourly Rate	Est. Cost of Svc	Current Fee	Current Cost Recovery	Proposed Fee	Proposed Cost Recovery	Fee Structure	Fee Change	Note
Parking Violations											
36	Parking Violations - If Not Specified by Specified Amount Below				\$46		\$50		each	\$4	
37	Parking Violations - Bus Zone				\$256		\$256		violation	\$0	
38	Parking Violations - Parked Obstructing Wheelchair Access Ramp				\$306		\$306		violation	\$0	
39	Parking Violations - Parked, Standing in Handicapped Space				\$416		\$416		violation	\$0	
40	Parking Violations - Parked, Blocking Access to Handicap Space				\$416		\$416		violation	\$0	
41	Parking Violations - Parked in Handicapped Crosshatched				\$416		\$416		violation	\$0	
42	Parking Violations - Parked Near sidewalk Access Ramp				\$361		\$361		violation	\$0	
43	Parking Violations - Parked Blocking Intersection (Gridlock)				\$71		\$71		violation	\$0	
44	Parking Violations - Parking Hazardous Waste in Res District				\$221		\$221		violation	\$0	
45	Parking Violations - Front License Plate Required				\$51		\$51		violation	\$0	
46	Parking Violations - License Plate Fixed and Visible				\$51		\$51		violation	\$0	
47	Parking Violations - Current Month / Year Tabs on Rear Plate				\$51		\$51		violation	\$0	
48	Ticket Sign Off				\$10		\$10		violation	\$0	
49	Parking Violations—Violation of Traffic Sign Parks				\$46		See above		violation		
50	Parking Violations—Vehicle on Unpaved Area Parks				\$46		See above		violation		
51	Parking Violations—Parked in Non-Designated Area Parks				\$46		See above		violation		
52	Parking Violations—Parked in Road or Driveway Parks				\$46		See above		violation		
53	Parking Violations—Parked in Tube / Tunnel				\$46		See above		violation		
54	Parking Violations—Parked Near Safety Zone				\$46		See above		violation		
55	Parking Violations—Parked Near Intersection				\$46		See above		violation		
56	Parking Violations—Parked Near Signal, Sign				\$46		See above		violation		
57	Parking Violations—Parked in Other Expedient Places				\$46		See above		violation		
58	Parking Violations—Parked in Early Morning Zones				\$46		See above		violation		
59	Parking Violations—Overtime Parking on the Street				\$46		See above		violation		
60	Parking Violations—Removal of Time Marking				\$71				violation		
61	Parking Violations—Parking in Single Space Required				\$46		See above		violation		
62	Parking Violations—Backed into angle Parking Space				\$46		See above		violation		
63	Parking Violations—Parked, Stopping, Standing in Alley				\$46		See above		violation		
64	Parking Violations—Displaying Vehicle for Sale				\$46		See above		violation		

Attachment "1"

Item9.

City of Escondido
 User and Regulatory Fee Study
 Police Fees

Fee Description		Est. Labor Hours	Hourly Rate	Est. Cost of Svc	Current Fee	Current Cost Recovery	Proposed Fee	Proposed Cost Recovery	Fee Structure	Fee Change	Note
65	Parking Violations—Washing / Repairing Vehicle in Street				\$46		See above		violation		
66	Parking Violations—Parking on Hills (Wheels Turned Improperly)				\$46		See above		violation		
67	Parking Violations—Commercial Vehicle in Resd. Area				\$46		See above		violation		
68	Parking Violations—Parking Veh over 7k lbs / unattached trailer				\$46		See above		violation		
69	Parking Violations—Violation of Permit Parking				\$46		See above		violation		
70	Parking Violations—Displayed Expired Permit				\$46		See above		violation		
71	Parking Violations—Misuse of Permit				\$46		See above		violation		
72	Parking Violations—Duplicate Permit				\$46		See above		violation		
73	Parking Violations—Violation of Curb Marking				\$46		See above		violation		
74	Parking Violations—Misuse of Passenger Loading Zone				\$46		See above		violation		
75	Parking Violations—Parking in Residential Yard				\$46		See above		violation		
76	Parking Violations—Storing / Parking Trailer in Resd Area				\$46		See above		violation		
77	Parking Violations—Parked Vehicle or Animal on Public Grounds				\$46		See above		violation		
78	Parking Violations—Illegally Parked Bicycle				\$56		See above		violation		
79	Parking Violations—Obstruction of Bike Path				\$46		See above		violation		
80	Parking Violations—Parked in Intersection				\$46		See above		violation		
81	Parking Violations—Parked in Crosswalk				\$46		See above		violation		
82	Parking Violations—Parked in Safety Zone / Red Curb				\$46		See above		violation		
83	Parking Violations—Parked 15 FT of Fire Station				\$46		See above		violation		
84	Parking Violations—Parked Blocking Driveway				\$46		See above		violation		
85	Parking Violations—Parked on Sidewalk				\$46		See above		violation		
86	Parking Violations—Parked and Obstructing Traffic				\$46		See above		violation		
87	Parking Violations—Double Parked				\$46		See above		violation		
88	Parking Violations—Stopping, Standing, Parking in Fire Lane				\$46		See above		violation		
89	Parking Violations—Parking 18 inches from Curb				\$46		See above		violation		
90	Parking Violations—Parallel Parking on One Way St				\$46		See above		violation		
91	Parking Violations—Parked within 15 Ft of Fire Hydrant				\$46		See above		violation		
92	Parking Violations—Parked on Railroad Track or within 7 1 / 2 Ft				\$46		See above		violation		

Attachment "1"

Item9.

City of Escondido
 User and Regulatory Fee Study
 Police Fees

Fee Description		Est. Labor Hours	Hourly Rate	Est. Cost of Svc	Current Fee	Current Cost Recovery	Proposed Fee	Proposed Cost Recovery	Fee Structure	Fee Change	Note
Towing Fees											
49	Tow - After Hour Gate Fee				\$50		\$120		each	\$70	
50	Tow - Basic Tow				\$190		\$245		each	\$55	
51	Tow - Medium Duty Tow				\$200		\$280		tow	\$80	
52	Tow - Heavy Duty Tow				\$250		\$345		tow	\$95	
53	Tow - Labor Rate (towing charge includes 1 hour of labor): Basic				\$115		\$160		hour	\$45	
54	Tow - Labor Rate (towing charge includes 1 hour of labor): Medium				\$145		\$200		hour	\$55	
55	Tow - Labor Rate (towing charge includes 1 hour of labor): Heavy				\$175		\$245		hour	\$70	
56	Tow - Negligent Vehicle Impound Fee				\$180		\$180		each	\$0	
57	Tow - Storage / Outdoor				\$45		\$65		day	\$20	
58	Tow - Storage / Indoor				\$45		\$70		day	\$25	
59	Tow - Police Tows to Junk				\$38		\$38		tow	\$0	
60	Tow for City Vehicles (in San Diego County)				\$40		\$140		tow	\$100	
61	Towing Rates (Law Enforcement Directed)				\$95		\$140		tow	\$45	

Attachment "1"

Item9.

City of Escondido
 User and Regulatory Fee Study
 Banner Hanging Fees
 Cost of Service Calculation - At Fully-Burdened Hourly Rate

Fee Description		Est. City Staff Labor Hrs		Fully-Burdened Hourly	Est. Cost of Service	Current Fee	Current Cost Recovery	Proposed Fee	Proposed Cost Recovery	Unit	Notes
1	Banner Hanging										
	a) Overstreet / Special Event Banner Hanging	contract	x	contract	= \$1,200	\$40	3%	\$1,200	100%		
	b) Hero Banner										
	i) Initial	contract	x	contract	= contract			pass-through of actual cost	100%		
	ii) Re-Hang	contract	x	contract	= contract			pass-through of actual cost	100%		

Attachment "1"

Item9.

City of Escondido
 User and Regulatory Fee Study
 Library Fees

Fee Description		Est. Labor Hours	Hourly Rate	Est. Cost of Svc	Current Fee	Current Cost Recovery	Proposed Fee	Proposed Cost Recovery	Fee Structure	Fee Change	Note
Library Fees and Fines											
1	Interlibrary Loan				\$2		\$2		request	\$0	
2	Copies & Printing - Black and White				\$0.20		\$0.20		page	\$0	
3	Copies & Printing - Color				\$0.50		\$0.50		page	\$0	
4	Fax - Per Page				\$1		\$1		page	\$0	
5	Lost Book				List Price						
6	Lost Book				\$30						
7	Lost Magazine / Paperback Book				List Price						
8	Lost Media / DVD / CD / Audio Book				List Price						
9	Lost / Damaged Items Processing Fee				\$5-						
5	Replacement Cost for Lost or Damaged Materials						List Cost		per item	\$0	
	a) Cost of Materials						\$5		per item	\$0	
	b) Plus, Lost / Damaged Items Processing Fee										
6	Lost / Damaged Chromebook Fee				\$300		\$300		each	\$0	
7	Lost / Damaged iPad / Tablet Fee				\$300		\$300		each	\$0	
8	Lost / Damaged Laptop Fee				\$700		\$700		each	\$0	
9	Lost / Damaged Mouse / Power cord Fee				\$10		\$10		each	\$0	
10	Nature Backpack Replacement Fee				\$50		\$50		each	\$0	
11	Replace Lost Library Card				\$2		\$2		card	\$0	
12	Reusable Library Tote Bag				\$2		\$2		each	\$0	
13	Ear Bud Headphones				\$3		\$3		each	\$0	
14	USB Flash Drive				\$5		\$5		each	\$0	

Attachment "1"

Item9.

City of Escondido
 User and Regulatory Fee Study
 Library Fees

Fee Description		Est. Labor Hours	Hourly Rate	Est. Cost of Svc	Current Fee	Current Cost Recovery	Proposed Fee	Proposed Cost Recovery	Fee Structure	Fee Change	Note
Library Room Rentals											
15	Room Rental - Refund Fee				25%		25%		rental cost	\$0	
16	Room Rental - Cleaning / Damage Deposit				\$100		\$100		each	\$0	
17	Turrentine Room Rental (Non-Profit)				\$20		\$20		hour	\$0	
18	Turrentine Room Rental (All Others)				\$40 - \$60		\$60		hour	\$0 - \$20	
17	Room Rental—Staff Fee				\$25						
18	Turrentine Room—Laptop Use				\$25						
19	Turrentine Room—P.A. System Use				\$25						
20	Turrentine Room—Projector Use				\$25						
21	Turrentine Room Rental / Class B				\$20		\$20		hour	\$0	
22	Turrentine Room Rental / Class C				\$20		\$20		hour	\$0	
23	Turrentine Room Rental / Class E				\$60		\$60		hour	\$0	
24	Turrentine Room Rental / Class D				\$40		\$40		hour	\$0	
Pioneer Room Services											
19	Pioneer Room Research (Obituaries, Cemeteries, etc.)				Free		Free		20 minutes	\$0	
20	Pioneer Room Research (Obituaries, Cemeteries, etc.)				\$20		\$20		hour	\$0	
21	Pioneer Room-Photo or document preservation				\$25		\$25		hour + materials	\$0	

Attachment "1"

Item9.

City of Escondido
 User and Regulatory Fee Study
 Administrative / City Clerk Fees

Fee Description	Est. Labor Hours	Hourly Rate	Est. Cost of Svc	Current Fee	Current Cost Recovery	Proposed Fee	Proposed Cost Recovery	Fee Structure	Fee Change	Note
1 Blueprint Copying Fee				\$3		\$3		page	\$0	
2 Copies from Microfilm				\$1.00		\$1.00		each	\$0	
3 Copying - Full Plan				\$3.00		\$3.00		page	\$0	
4 Copying - Letter size				\$0.15		\$0.15		page	\$0	
5 Copying - Legal size and 11 x 17				\$0.25		\$0.25		page	\$0	
6 Copying - 18 x 24				\$3.00		\$3.00		sheet	\$0	
7 Copying - 24 x 36				\$5.00		\$5.00		sheet	\$0	
8 Late Penalty: not paid within 30 days of billing (excludes Utilities)				10.00%		10.00%		billed amount	\$0	
9 Other Commissions Agenda + Minutes Subscription				\$50.00		\$50.00		year	\$0	
10 Other Commissions Agenda Subscription				\$15.00		\$15.00		year	\$0	
11 Shopping Cart Containment Fee				\$45.00		\$45.00		each	\$0	
12 Agenda Packet - Full				\$600.00		\$600.00		year	\$0	
13 Agenda Subscription				\$100.00		\$100.00		year	\$0	
14 Appeal - Bldg. Adv. Board Decision				\$40.00		\$40.00		appeal	\$0	
15 Appeal - Board / Commission Decisions, other (w/o public notice)				\$40.00		\$40.00		appeal	\$0	
16 Appeal - Board / Commission Decisions, other (with public notice)				\$75.00		\$75.00		appeal	\$0	
17 Appeal - Curbs, Gutters, Sidewalks, Streets				\$300.00		\$300.00		appeal	\$0	
18 Appeal - Legal Notice				\$160.00		\$160.00		appeal	\$0	
19 Appeal - News Racks				\$75.00		\$75.00		appeal	\$0	
20 Appeal - Order Abatement Water Wells				\$40.00		\$40.00		appeal	\$0	
21 Appeal - Planning Commission Decision - Other				\$1,535.00		\$1,535.00		appeal + notice fees	\$0	
22 Appeal - Planning Commission Decision - Single Family				\$1,210.00		\$1,210.00		appeal + notice fees	\$0	
23 Appeal - Public Nuisance (w / o public notice)				\$40.00		\$40.00		appeal	\$0	
24 Appeal - Public Nuisance (with public notice)				\$75.00		\$75.00		appeal + notice fees	\$0	
25 Appeal - Street Dedication / Improvement				\$300.00		\$300.00		appeal	\$0	

Attachment "1"

Item9.

City of Escondido
 User and Regulatory Fee Study
 Administrative / City Clerk Fees

Fee Description	Est. Labor Hours	Hourly Rate	Est. Cost of Svc	Current Fee	Current Cost Recovery	Proposed Fee	Proposed Cost Recovery	Fee Structure	Fee Change	Note
26 Audio CD / Council Meetings				\$10.00		\$10.00		disk	\$0	
27 Candidate Filing Fee				\$25.00		\$25.00		election	\$0	
28 Certified Copies				\$5.00		\$5.00		copy	\$0	
29 Certified Copy Mailing				\$3.50		\$3.50		mailing	\$0	
30 Charge for CD / DVD used to copy records				\$5.00		\$5.00		per CD/DVD	\$0	
31 Confirmed Agenda				\$75.00		\$75.00		annual	\$0	
32 DVD / Council Meetings				\$25.00		\$25.00		DVD	\$0	
33 FPPC Copies				\$0.10		\$0.10		page	\$0	
34 Minutes (Council Mtgs.)				\$100.00		\$100.00		annual	\$0	
35 Muni Code Book				\$125.00		\$125.00		book	\$0	
36 Muni Code Mailing				\$15.00		\$15.00		mailing	\$0	
37 Muni Code Supplements				\$75.00		\$75.00		year	\$0	
38 Zoning Code Book				\$85.00		\$85.00		book	\$0	
39 Zoning Code Mailing				\$15.00		\$15.00		mailing	\$0	
40 Zoning Code Supplements				\$75.00		\$75.00		year	\$0	

Attachment "1"

Item9.

City of Escondido
 User and Regulatory Fee Study
 Finance

Fee Description	Est. Labor Hours	Hourly Rate	Est. Cost of Svc	Current Fee	Current Cost Recovery	Proposed Fee	Proposed Cost Recovery	Fee Structure	Fee Change	Note
1 Business License Application Review Fee										
a) New	0.42	\$100	\$42	n/a	n/a	\$25	60%	Flat Fee	new	
b) Renewal	0.25	\$100	\$25	n/a	n/a	\$25	100%	Flat Fee	new	
2 One-Day Temporary Business License Fee	0.25	\$100	\$25	\$25		\$25		day	\$0	
3 Business License Processing Fee for Change of Address & Reprint	0.20	\$100	\$20	\$20		\$20		each	\$0	
4 Business License List				\$100		\$100		report	\$0	
4 CIP Budget (5 Yr.)				Actual Costs		Actual Costs		per report	\$0	
5 Operating Budget				Actual Costs		Actual Costs		per report	\$0	
6 Collection Fee (Administration)				\$25		\$25		per incident	\$0	
7 Parking Permit Fee				\$25		\$25		month	\$0	
8 Parking Permit for the Day				\$10		\$10		day	\$0	
9 Reprint of Utility Bills / Related Schedules				\$1		\$1		page	\$0	
10 Subpoenaed Record Research				\$16		\$24		hour	\$8	

Attachment "1"

Item9.

City of Escondido
 User and Regulatory Fee Study
 Housing

Fee Description		Est. Labor Hours	Hourly Rate	Est. Cost of Svc	Current Fee	Current Cost Recovery	Proposed Fee	Proposed Cost Recovery	Fee Structure	Fee Change	Note
1	First Time Homebuyer Application	18.00	\$125	\$2,250	\$50	2%	\$100	4%	each	\$50	
2	First Time Homebuyer Participating Lender Fee - Initial Fee	1.00	\$125	\$125	\$100	80%	\$125	100%	initial fee	\$25	
3	First Time Homebuyer Participating Lender Fee - Annual Fee	1.00	\$125	\$125	\$50	40%	\$75	60%	annual	\$25	
4	Subordination Fee	5.00	\$125	\$625	\$50	8%	\$100	16%	each	\$50	
5	Reconveyance Fee	5.00	\$125	\$625	n/a - new	0%	\$100	16%	each	new	
6	Monitoring Fee for Affordable Housing Developments - 1-10 Units	5.00	\$125	\$625	\$125		\$125		annual	\$0	
7	Monitoring Fee for Affordable Housing Developments - 11-25 Units	5.00	\$125	\$625	\$175		\$175		annual	\$0	
8	Monitoring Fee for Affordable Housing Developments - 26+ Units	5.00	\$125	\$625	\$400		\$400		annual	\$0	
9	Mobilehome Rent Increase Application Fee	30.00	\$125	\$3,750	\$2,000		\$3,750		each	\$1,750	
10	Mobilehome Rent Increase Application Cost Recovery Deposit			varies	\$5,800		\$5,800		each	\$0	
11	Mobilehome Rent Control Admin Fee				\$40		\$40		annual / space	\$0	
12	Mobilehome Park Permit to Operate				\$140		\$140		annual	\$0	
13	Mobilehome Per Lot Fee				\$7		\$7		annual / space	\$0	
14	Mobilehome Park Maintenance Fee				\$4		\$4		annual / space	\$0	

Attachment "1"

Item9.

City of Escondido
 User and Regulatory Fee Study
 Code Enforcement

Fee Description		Current Fee	Proposed Fee	Fee Structure	Fee Change	Note
1	Administrative Citation - First Violation	\$100	\$100	each	\$0	
2	Administrative Citation - Second Violation	\$250	\$250	each	\$0	
3	Administrative Citation - Third & Subsequent Violations	\$500	\$500	each	\$0	
4	Certificate of Compliance Fee	\$500	\$500	each	\$0	
5	Code Enforcement Re-Inspection Fee	\$52	\$52	each	new	
6	Mobilehome Park Re-Inspection Fee: first hour	\$196	\$196	hour	\$0	
7	Mobilehome Park Re-Inspection Fee: second hour	\$82	\$82	hour	\$0	
8	Mobilehome Park Re-Inspection Fee: Each additional 1/2 hour required by State Law	\$41	\$41	1/2 hour	\$0	

Attachment "1"

Item9.

City of Escondido
 User and Regulatory Fee Study
 Lakes

Fee Description		Current Fee	Proposed Fee	Fee Structure	Fee Change	Note
Dixon Lake Fees						
1	Dixon Boat Rental before 1 p.m.	\$20	\$25	day	\$5	
2	Dixon Boat Rental > 1 p.m.	\$15	\$20	day	\$5	
3	Dixon Boat Rental-Night Row	\$15	\$20	day	\$5	
4	Dixon Boat Rental-hourly 6 a.m. to 1 p.m.	\$13	\$15	hour	\$2	
5	Dixon Boat Rental-hourly after 1 p.m.	\$11	\$10	hour	(\$1)	
6	Dixon Boat Rental w / motor before 1 p.m.	\$40	\$45	day	\$5	
7	Dixon Boat Rental w / motor > 1 p.m.	\$30	\$35	day	\$5	
8	Dixon Boat Rental-Night Motor	\$35	\$35	day	\$0	
9	Dixon Boat Rental w / motor-hourly 6 a.m. to 1 p.m.	\$25	\$30	hour	\$5	
10	Dixon Boat Rental w / motor-hourly after 1 p.m.	\$20	\$25	hour	\$5	
11	Dixon Boat Rental - Bass Boat Full Day	\$60	\$70	day	\$10	
12	Dixon Boat Rental - Bass Boat Half Day	\$40	\$45	day	\$5	
13	Dixon Paddle Boat Rental - 2 passenger & 4 passenger	\$15	\$20	half hour	\$5	
14	Dixon Paddle Boat Rental - 2 passenger & 4 passenger	\$15	\$20	hour	\$5	
15	Dixon Float Tube	\$5	\$5	day	\$0	
16	Dixon Air Jump / Rock Climbing Wall Fee (insurance verification)	\$25	\$30	each	\$5	
17	Dixon Campsite / Per Night - deluxe March 2 - Nov 15	\$50	\$60	vehicle	\$10	
18	Dixon Campsite / Per Night - deluxe Nov 16 - March 1	\$50	\$60	vehicle	\$10	
19	Dixon Campsite / Per Night - regular March 2 - Nov 15	\$30	\$35	vehicle	\$5	
20	Dixon Campsite / Per Night - regular Nov 16 - March 1	\$30	\$35	vehicle	\$5	
21	Dixon Campsite / Per Night - accessible handicap cabin	\$100	\$115	vehicle	\$15	
22	Dixon Camping / Reservation Fee	\$5	\$5	reservation	\$0	
23	Dixon Camping / Extra Vehicle Parking / Night	\$5	\$5	vehicle	\$0	

Attachment "1"

Item9.

City of Escondido
 User and Regulatory Fee Study
 Lakes

	Fee Description	Current Fee	Proposed Fee	Fee Structure	Fee Change	Note
24	Dixon Camping / Non-camping Dump Fee	\$50	\$60	each	\$10	
25	Dixon Camping Dog Fee	\$1	\$1	dog per night	\$0	
26	Dixon Group Camping / Night: 50 people / 10 vehicles	\$100	\$115	night	\$15	
27	Dixon Fishing Fee / Adult > 16 yrs.	\$9	\$10	person	\$1	
28	Dixon Fishing Fee / Seniors > 60 yrs.	\$6	\$7	person	\$1	
29	Dixon Fishing Fee / Youth 8-15 yrs.	\$6	\$7	person	\$1	
30	Dixon Lake Picnic Shelter	\$50	\$60	reservation	\$10	
31	Dixon Lake Group BBQ Shelter	\$40	\$45	reservation	\$5	
32	Dixon Lake 2nd Rod Stamp	\$3	\$5	each	\$2	
33	Dixon Rec Area Reservation	\$100	\$115	reservation	\$15	
34	Dixon Eagle Peak Climbing Area for Classes/Groups over 10	\$50	\$60	reservation	\$10	
35	Dixon Vehicle Entry RV / Bus-Vehicle > 20	\$25	\$30	vehicle	\$5	
36	Dixon Vehicle Entry / Car / Van / Motorcycle	\$5	\$5	weekends / holidays	\$0	
37	Dixon Vehicle Entry / Car / Van / Motorcycle	\$3	\$3	weekdays	\$0	
	Wohlford Lake Fees					
38	Wohlford Boat Rental before 1 p.m.	\$20	\$25	day	\$5	
39	Wohlford Boat Rental > 1 p.m.	\$15	\$20	day	\$5	
40	Wohlford Boat Rental-Hourly 6 a.m. to 1 p.m.	\$13	\$15	hour	\$2	
41	Wohlford Boat Rental-Hourly after 1 p.m.	\$11	\$10	hour	(\$1)	
42	Wohlford Boat Rental w / motor before 1 p.m.	\$40	\$45	day	\$5	
43	Wohlford Boat Rental w / motor > 1 p.m.	\$35	\$35	day	\$0	
44	Wohlford Boat Rental w / motor-hourly 6 a.m. - 1 p.m.	\$25	\$30	hour	\$5	
45	Wohlford Boat Rental w / motor-hourly after 1 p.m.	\$20	\$25	hour	\$5	
46	Wohlford Boat Rental - Bass Boat Full Day	\$60	\$70	half day	\$10	
47	Wohlford Boat Rental - Bass Boat Half Day	\$40	\$45	day	\$5	

Attachment "1"

Item9.

City of Escondido
 User and Regulatory Fee Study
 Lakes

	Fee Description	Current Fee	Proposed Fee	Fee Structure	Fee Change	Note
48	Wohlford Fishing Fee / Adult > 16 yrs.	\$9	\$10	person	\$1	
49	Wohlford Fishing Fee / Seniors > 60 yrs.	\$6	\$7	person	\$1	
50	Wohlford Fishing Fee / Youth 8-15 yrs.	\$6	\$7	person	\$1	
51	Wohlford Paddle Boat Rental - 2 passenger & 4 passenger	\$15	\$20	half hour	\$5	
52	Wohlford Paddle Boat Rental - 2 passenger & 4 passenger	\$15	\$20	hour	\$5	
53	Wohlford Float Tube	\$5	\$5	day	\$0	
54	Wohlford Air Jump / Rock Climbing Wall Fee (insurance verification)	\$25	\$30	each	\$5	
55	Wohlford Private Boat Launch / Day (includes inspection fee)	\$15	\$15	day	\$0	
56	Wohlford Gas - Outboard Motors	\$7	\$8	gallon	\$1	
57	Wohlford Picnic Area Reservation (50 persons max)	\$50	\$60	reservation	\$10	
	Park Rental and Special Event Lake Fees					
58	Dixon Lake: Rental of entire park (\$1,000 refundable deposit required)	\$5,000 - \$10,000	\$5,000 - \$10,000	reservation	\$0	
59	Daley Ranch (excludes Ranch House): Partial rental of the park (\$1,000 refundable deposit required).	\$5	\$5	per participant	\$0	
60	Wohlford Lake: Rental of entire park (\$1,000 refundable deposit required)	\$5,000 - \$10,000	\$5,000 - \$10,000	reservation	\$0	
61	Daley Ranch (excludes Ranch House): Rental of entire park (\$1,000 refundable deposit required)	\$5,000 - \$10,000	\$5,000 - \$10,000	reservation	\$0	
62	Combination Rental of 2 of the above parks (\$2,000 refundable deposit required)	\$7,000 - \$20,000	\$7,000 - \$20,000	reservation	\$0	
63	Special Events: Base rental fee listed above or 10% of the gross revenue generated (gross revenue, merchandise sales, food/alcohol)	Fee or 10% of gross revenue	Fee or 10% of gross revenue	event	\$0	

City of Escondido
 User and Regulatory Fee Study
 Community Service Rental Fees

Activity Description	Current Fee	Proposed Fee	Charge Basis	Note
Facility Rental Add-ons*				
1 Cleaning/Damage Deposit	\$250	no change	Reservation	
2 City Hall Staffing Fee (non-operational hours including holidays)	\$30-\$75	\$75.00	Hour	[a]
3 CSD Staffing Fee (non-operational hours including holidays)	\$30-\$50	\$50.00	Hour	[a]
EVCC Gymnasium Court/Game set-up	\$25-	Remove fee	court/game	
Picnic Area Cleaning Deposit	\$100-	Remove fee	use	
4 Special Equipment / Inflatable Processing Fee	\$20	\$25.00	permit	
5 James A Stone & Washington Pools per Additional Lifeguard	\$20	\$25.00	hour	
KCP Amphitheatre P.A. System Use	\$25-	Remove fee	hour (2 min)	
6 Light Fees - Recognized Youth Sports Organizations	\$5	\$10.00	hour	
7 Light Fees - field rentals	\$12	\$15.00	hour	
8 Baseball/Softball Tournament field deposit	\$60	no change	per field	
Baseball/Softball Tournament field damage deposit	\$250-	Remove fee	use	
9 Baseball/Softball Tournament field preparation	\$20	\$25.00	field	
Baseball/Softball Tournament Staffing Fee	\$25-	Remove fee	hour	
10 Baseball/Softball Tournament Maintenance Staffing Fee	\$40-\$70	cost recovery	hour	[b]
11 Ryan Park Tournament Fees - Maintenance Staff	\$40 - \$70	cost recovery	hour	[b]
12 Ryan Park Tournament field deposit	\$100	no change	field	
Ryan Park Tournament field damage deposit	\$500-	Remove fee	tournament	
13 Ryan Park Tournament Fees - Use of lights	\$30	\$40.00	field/night	
Ryan Park Tournament field preparation	\$20-	Remove fee	field	

*these items are not subject to classification discounts

[a] Combined all staffing fees to highest rate.

[b] To be provided by PW following each event.

City of Escondido
 User and Regulatory Fee Study
 Community Service Rental Fees

User Classifications

Class A (FREE) : City of Escondido

Class B (30% discount) : Escondido-based nonprofit organizations with proof of 501(c)(3) status whose membership is comprised of at least 75% Escondido residents; government agencies; and schools (kindergarten through college).

Class C (20% discount) : Non-Escondido-based nonprofit organizations or any not-for-profit organization that may have a 501(c)4-11 designation or political organization subject to Section 527 of IRS rules (political party, committee, association, fund, or organization).

Class D (10% discount) : Private parties of Escondido residents that have a valid Escondido address within zip codes 92025, 92026, 92027, or 92029.

Class E (full cost) : Commercial groups, businesses, users affiliated with commercial industries, non-Escondido residents, or elected officials conducting political campaign activities or fundraising events.

Proof of Status : In order to meet the classification requirement, proof of status will be requested. This may include one or more, but not limited to an Exemption Determination Letter from the IRS, a list of full organizational membership (to achieve 75% residency), Escondido business license, utility bill, rental/lease agreement with an Escondido address, or other proof that may fulfill the requirement. Branch offices within the city limits shall qualify as Escondido-based residency. Inability to provide proof of status will result in Class E categorization.

Activity Description	Current Fee / Charge	Proposed Fee Class E	Proposed Fee Class D (-10%)	Proposed Fee Class C (-20%)	Proposed Fee Class B (-30%)	Charge Basis	Note
City Hall Meeting Rooms							
1 Rental of Mitchell Room (includes kitchen / patio)	\$95	\$95.00	\$86.00	\$76.00	\$67.00	hour (2 min)	
2 Rental of City Hall Dome Area	\$80	\$80.00	\$72.00	\$64.00	\$56.00	hour (2 min)	
3 Rental of City Hall Fountain Area	\$80	\$80.00	\$72.00	\$64.00	\$56.00	hour (2 min)	
4 Rental of City Hall Training Room 1	\$65	\$70.00	\$63.00	\$56.00	\$49.00	hour (2 min)	
Community Centers							
5 Mathes Center Meeting Room	\$65	\$65.00	\$59.00	\$52.00	\$46.00	hour (2 min)	
6 Mathes Ctr. Dance / Exercise Room	\$80	\$80.00	\$72.00	\$64.00	\$56.00	hour (2 min)	
7 Washington Rec. Bldg.	\$95	\$95.00	\$86.00	\$76.00	\$67.00	hour (2 min)	
8 EVCC Citrus Room	\$65	\$65.00	\$59.00	\$52.00	\$46.00	hour (2 min)	
9 EVCC Grove Room	\$65	\$65.00	\$59.00	\$52.00	\$46.00	hour (2 min)	
10 EVCC Vineyard Room Kitchen	\$50	\$50.00	\$45.00	\$40.00	\$35.00	use	
11 EVCC Vineyard Room	\$80	\$80.00	\$72.00	\$64.00	\$56.00	hour (2 min)	
12 EVCC Dance/Exercise Room	\$80	\$80.00	\$72.00	\$64.00	\$56.00	hour (2 min)	
13 EVCC Gymnasium	\$50/1 court; \$100/2 courts	\$55.00	\$50.00	\$44.00	\$39.00	court/hour	[a]
14 EVCC Children's Room	\$80	\$80.00	\$72.00	\$64.00	\$56.00	hour (2 min)	
15 PACC Sycamore Dance Room	\$70	\$80.00	\$72.00	\$64.00	\$56.00	hour (2 min)	
16 PACC Maple Meeting Room	\$65	\$65.00	\$59.00	\$52.00	\$46.00	hour (2 min)	
17 PACC Cedar Meeting Room	\$65	\$65.00	\$59.00	\$52.00	\$46.00	hour (2 min)	

Attachment "1"

City of Escondido
 User and Regulatory Fee Study
 Community Service Rental Fees

User Classifications

Class A (FREE) : City of Escondido

Class B (30% discount) : Escondido-based nonprofit organizations with proof of 501(c)(3) status whose membership is comprised of at least 75% Escondido residents; government agencies; and schools (kindergarten through college).

Class C (20% discount) : Non-Escondido-based nonprofit organizations or any not-for-profit organization that may have a 501(c)4-11 designation or political organization subject to Section 527 of IRS rules (political party, committee, association, fund, or organization).

Class D (10% discount) : Private parties of Escondido residents that have a valid Escondido address within zip codes 92025, 92026, 92027, or 92029.

Class E (full cost) : Commercial groups, businesses, users affiliated with commercial industries, non-Escondido residents, or elected officials conducting political campaign activities or fundraising events.

Proof of Status : In order to meet the classification requirement, proof of status will be requested. This may include one or more, but not limited to an Exemption Determination Letter from the IRS, a list of full organizational membership (to achieve 75% residency), Escondido business license, utility bill, rental/lease agreement with an Escondido address, or other proof that may fulfill the requirement. Branch offices within the city limits shall qualify as Escondido-based residency. Inability to provide proof of status will result in Class E categorization.

Activity Description	Current Fee / Charge	Proposed Fee Class E	Proposed Fee Class D (-10%)	Proposed Fee Class C (-20%)	Proposed Fee Class B (-30%)	Charge Basis	Note
18 PACC Auditorium (kitchen included)	\$125	\$150.00	\$135.00	\$120.00	\$105.00	hour (2 min)	
PACC Auditorium Kitchen-	\$50-	\$0.00	\$0.00	\$0.00	\$0.00	hour	
19 PACC DEBB Oak Meeting Room	\$70	\$70.00	\$63.00	\$56.00	\$49.00	hour	
PACC Library-	\$35-	\$0.00	\$0.00	\$0.00	\$0.00	hour (2 min)	
PACC Nutrition Building Joslyn Lounge	\$70-	\$0.00	\$0.00	\$0.00	\$0.00	hour	
20 PACC West Court Gazebo	\$70	\$70.00	\$63.00	\$56.00	\$49.00	hour	
21 PACC East Courtyard	NEW	\$125.00	\$113.00	\$100.00	\$88.00	hour	
22 PACC Sequoia Meeting Room	NEW	\$65.00	\$59.00	\$52.00	\$46.00	hour	
Picnic Areas							
23 Jesmond Dene Park Pepper Tree (12-50 people)	\$180	\$180.00	\$162.00	\$144.00	\$126.00	reservation	
24 Jesmond Dene Park Pine Tree (12-50 people)	\$180	\$180.00	\$162.00	\$144.00	\$126.00	reservation	
25 KCP El Arroyo Picnic Areas #1 (12-200 people)	\$180	\$200.00	\$180.00	\$160.00	\$140.00	reservation	
26 KCP El Arroyo Picnic Areas #2 (12-200 people)	\$180	\$200.00	\$180.00	\$160.00	\$140.00	reservation	
27 KCP El Arroyo Picnic Areas #1 and #2 (201-600 people)	\$350	\$250.00	\$225.00	\$200.00	\$175.00	reservation	
28 KCP Tree Lake #1 (12-80 people)	\$200	\$200.00	\$180.00	\$160.00	\$140.00	reservation	
29 KCP Tree Lake #2 (12-50 people)	\$180	\$180.00	\$162.00	\$144.00	\$126.00	reservation	
30 KCP Tree Lake #3 (12-50 people)	\$180	\$180.00	\$162.00	\$144.00	\$126.00	reservation	
31 KCP Ray Love (12-50 people)	\$180	\$180.00	\$162.00	\$144.00	\$126.00	reservation	
32 KCP North Picnic Area (12-50 people)	\$180	\$180.00	\$162.00	\$144.00	\$126.00	reservation	

Attachment "1"

Item9.

City of Escondido
 User and Regulatory Fee Study
 Community Service Rental Fees

User Classifications

Class A (FREE) : City of Escondido

Class B (30% discount) : Escondido-based nonprofit organizations with proof of 501(c)(3) status whose membership is comprised of at least 75% Escondido residents; government agencies; and schools (kindergarten through college).

Class C (20% discount) : Non-Escondido-based nonprofit organizations or any not-for-profit organization that may have a 501(c)4-11 designation or political organization subject to Section 527 of IRS rules (political party, committee, association, fund, or organization).

Class D (10% discount) : Private parties of Escondido residents that have a valid Escondido address within zip codes 92025, 92026, 92027, or 92029.

Class E (full cost) : Commercial groups, businesses, users affiliated with commercial industries, non-Escondido residents, or elected officials conducting political campaign activities or fundraising events.

Proof of Status : In order to meet the classification requirement, proof of status will be requested. This may include one or more, but not limited to an Exemption Determination Letter from the IRS, a list of full organizational membership (to achieve 75% residency), Escondido business license, utility bill, rental/lease agreement with an Escondido address, or other proof that may fulfill the requirement. Branch offices within the city limits shall qualify as Escondido-based residency. Inability to provide proof of status will result in Class E categorization.

Activity Description	Current Fee / Charge	Proposed Fee Class E	Proposed Fee Class D (-10%)	Proposed Fee Class C (-20%)	Proposed Fee Class B (-30%)	Charge Basis	Note
33 KCP Adobe Circle (25 people)	\$90	\$100.00	\$90.00	\$80.00	\$70.00	reservation	
34 Grove Park Gazebo (20 people)	\$90	\$100.00	\$90.00	\$80.00	\$70.00	reservation	
Specialized Park Facilities							
35 Group Fitness Activity Fee	\$30	\$35.00	\$32.00	\$28.00	\$25.00	hour	
36 Kit Carson, Mtn View, Washington Parks Tennis Court Fee	\$30	\$30.00	\$27.00	\$24.00	\$21.00	hour/court	[b]
37 James A Stone & Washington Pool Rental (Includes 2 Lifeguards)	\$165	\$170.00	\$153.00	\$136.00	\$119.00	hour (2 min)	
38 Queen Califia's Magical Circle Garden rental fee	\$1,500	\$1,500.00	\$1,500.00	\$1,500.00	\$1,500.00	hour (2 min)	[c]
39 Mayflower Dog Park Group Pen Fee	NEW	\$30.00	\$27.00	\$24.00	\$21.00	hour/pen	
Kit Carson Park Amphitheatre							
40 KCP Amphitheatre Set-up/Take-down	\$45	\$50.00	\$45.00	\$40.00	\$35.00	hour	
41 KCP Amphitheatre Performance Time	\$125	\$150.00	\$135.00	\$120.00	\$105.00	hour	
42 KCP Amphitheatre Parking Lot	\$150	\$150.00	\$135.00	\$120.00	\$105.00	reservation	
Escondido Sports Center							
43 Soccer/Hockey Arena (day)	\$90	\$90.00	\$81.00	\$72.00	\$63.00	hour (2 min)	
44 Soccer or Hockey Arena (w/lights)	\$100	\$100.00	\$90.00	\$80.00	\$70.00	hour (2 min)	
45 Mini-Soccer Arena (day)	\$75	\$75.00	\$68.00	\$60.00	\$53.00	hour (2 min)	
46 Mini-Soccer Arena (w/lights)	\$85	\$85.00	\$77.00	\$68.00	\$60.00	hour (2 min)	
47 Skate Park (day)	\$150	\$150.00	\$135.00	\$120.00	\$105.00	hour (2 min)	

City of Escondido
 User and Regulatory Fee Study
 Community Service Rental Fees

User Classifications

Class A (FREE) : City of Escondido

Class B (30% discount) : Escondido-based nonprofit organizations with proof of 501(c)(3) status whose membership is comprised of at least 75% Escondido residents; government agencies; and schools (kindergarten through college).

Class C (20% discount) : Non-Escondido-based nonprofit organizations or any not-for-profit organization that may have a 501(c)4-11 designation or political organization subject to Section 527 of IRS rules (political party, committee, association, fund, or organization).

Class D (10% discount) : Private parties of Escondido residents that have a valid Escondido address within zip codes 92025, 92026, 92027, or 92029.

Class E (full cost) : Commercial groups, businesses, users affiliated with commercial industries, non-Escondido residents, or elected officials conducting political campaign activities or fundraising events.

Proof of Status : In order to meet the classification requirement, proof of status will be requested. This may include one or more, but not limited to an Exemption Determination Letter from the IRS, a list of full organizational membership (to achieve 75% residency), Escondido business license, utility bill, rental/lease agreement with an Escondido address, or other proof that may fulfill the requirement. Branch offices within the city limits shall qualify as Escondido-based residency. Inability to provide proof of status will result in Class E categorization.

Activity Description	Current Fee / Charge	Proposed Fee Class E	Proposed Fee Class D (-10%)	Proposed Fee Class C (-20%)	Proposed Fee Class B (-30%)	Charge Basis	Note
48 Skate Park (w/lights)	\$160	\$160.00	\$144.00	\$128.00	\$112.00	hour (2 min)	
Sports Fields							
49 Baseball, softball, soccer fields (day use)	\$25	\$35.00	\$32.00	\$28.00	\$25.00	hour (2 min/max)	
50 Baseball, softball, soccer fields (w/lights)	\$37	\$48.00	\$44.00	\$39.00	\$34.00	hour (2 min/max)	
Tournaments							
51 Baseball/Softball Tournament field use (day)	\$25	\$27.00	\$25.00	\$22.00	\$19.00	hour	
52 Baseball/Softball Tournament field use (w/lights)	\$35	\$40.00	\$36.00	\$32.00	\$28.00	hour	
53 Ryan Park Tournament Fees (day)	\$200	\$275.00	\$248.00	\$220.00	\$193.00	field/day	
54 Ryan Park Tournament Fees - Holidays (day)	\$300	\$375.00	\$338.00	\$300.00	\$263.00	field/day	
55 Soccer or Hockey Arena Tournament use	NEW	\$125.00	\$113.00	\$100.00	\$88.00	hour	

[a] \$55/court; \$110/2 courts or full gym.

[b] Includes pickleball, needs to rent entire court if dual striped.

[c] No discounts - flat rate.

City of Escondido
 User and Regulatory Fee Study
 Community Service Program Fees

Activity Description	Current Fee	Proposed Fee	Charge Basis	Note
Processing/Service/Administration Fees				
1 Processing Fee	2.85% - 3.25%	2.85% - 3.25%	transaction	
2 Administrative Fee (recreation activities, sports teams, park/facility rentals)	\$1 - \$5	\$1 - \$5	transaction	
3 Youth Sports League Admin Fee	\$5	\$5.00	player/season	
4 Aquatic Scholarship Administrative Fee	\$5 - \$10	\$5 - \$10	session	
5 Late Pick-up Fee (youth programs)	\$1	\$1.00	minute	
6 Cancellation/Late Fee	\$20 - \$25	\$20 - \$25	instance	
Recreation Programs/Activities				
7 Team Registration Fee	\$100-\$1200	\$200-1,500	team/season	
8 Drop-in Activities (except Skatepark)	\$5	\$5.00	session	
9 Drop-in Activities Multipass (except Skatepark)	\$20 - \$100	\$20 - \$100	pass	
10 Mobile Recreation	\$50 - \$100	\$50 - \$100	hour	
11 Recreation Programs (City Staff Instructed)	\$12-\$300	\$10-\$300	program/class/session	[a]
12 Recreation Special Events (City staff managed)	\$5 - \$25	\$5 - \$25	event	
13 Recreation Classes: Contract Classes	\$10-\$300	\$10-\$350	class	
14 Skate Park Discount Card	\$25 - \$50	\$25 - \$50	card	
15 Skate Park Drop-In (w/o discount card)	\$10	\$10.00	session	
16 Drop-In Skate Park (w/discount card)	\$5	\$5.00	session	
17 Skate Park Unlimited Annual	\$200 - \$350	\$200 - \$350	pass	
18 CIF Hockey	\$1800 - \$2200	\$1800 - \$2200	team/season	
19 Aquatics Training Program (e.g. lifeguard, WSI)	\$125 - \$325	\$125 - \$325	course	
20 Private Swim Lessons	\$30-\$50	\$30-\$75	class	
21 Learn to Swim Programs	\$8-\$9	\$8-\$15	class	

City of Escondido
 User and Regulatory Fee Study
 Community Service Program Fees

Activity Description	Current Fee	Proposed Fee	Charge Basis	Note
22 Aquatic Programs	\$5 - \$100	\$5 - \$100	activity	
23 Queen Califia's Magical Circle Garden Group Tour	\$5	\$5.00	person	
Advertising				
24 Rec Guide Printed Ad - Outside Back Cover Full Page	1x-\$2,000 / 2x-\$1,800 / 3x-\$1,584	\$2,000.00	placement	[b]
25 Rec Guide Printed Ad - Inside Front Cover Full Page	1x-\$1,850 / 2x-\$1,665 / 3x-\$1,465	\$1,850.00	placement	[b]
26 Rec Guide Printed Ad - Inside Back Cover Full Page	1x-\$1,850 / 2x-\$1,665 / 3x-\$1,465	\$1,850.00	placement	[b]
27 Rec Guide Printed Ad - Inside Front Cover 1/2 Page	1x-\$1,125 / 2x-\$1,013 / 3x-\$891	\$1,125.00	placement	[b]
28 Rec Guide Printed Ad - Inside Back Cover 1/2 Page	1x-\$1,125 / 2x-\$1,013 / 3x-\$891	\$1,125.00	placement	[b]
29 Rec Guide Printed Ad - Interior Full Page	1x-\$1,500 / 2x-\$1,350 / 3x-\$1,188	\$1,500.00	placement	[b]
30 Rec Guide Printed Ad - Interior 1/2 Page	1x-\$875 / 2x-\$788 / 3x-\$693	\$875.00	placement	[b]
31 Rec Guide Printed Ad - Interior 1/4 Page	1x-\$525 / 2x-\$473 / 3x-\$416	\$525.00	placement	[b]
Interior 1/8 Page	1x-\$400 / 2x-\$360 / 3x-\$317	remove	placement	
Rec Guide Digital Ad - Outside Back Cover Full Page	\$665-	remove	placement	
Rec Guide Digital Ad - Inside Front Cover Full Page	NEW	remove	placement	
Rec Guide Digital Ad - Inside Back Cover Full Page	NEW	remove	placement	
32 Rec Guide Digital Ad - Inside Front Cover 1/2 Page	NEW	\$665.00	placement	
Rec Guide Digital Ad - Inside Back Cover 1/2 Page	NEW	remove	placement	
33 Rec Guide Digital Ad - Interior Full Page	NEW	\$750.00	placement	
34 Rec Guide Digital Ad - Interior 1/2 Page	NEW	\$550.00	placement	
Rec Guide Digital Ad - Interior 1/4 Page	NEW	remove	placement	
Rec Guide Digital Ad - Interior 1/8 Page	NEW	remove	placement	
35 Facility advertising (banners, signs, stickers)	NEW	\$300-\$5000	item	
Permits				
36 Filming / Photography Permit Fee (student films exempt)	\$75	\$100.00	application	
37 Special Event Permit Fee for Escondido non-profits	\$75	\$75.00	application	
38 Special Event Permit Fee for other non-profits not located in Escondido	\$150	\$150.00	application	
39 Special Event Permit Fee for all other organizations	\$300	\$300.00	application	
40 Banner Permits	\$40	cost recovery	application	[c]
41 Model Rocket Launch Permit	NEW	\$25.00	application	

City of Escondido
 User and Regulatory Fee Study
 Community Service Program Fees

Activity Description	Current Fee	Proposed Fee	Charge Basis	Note
Merchandise				
42 Queen Califia's Magical Circle Garden Merchandise	\$5 - \$50	\$5 - \$50	item	
43 Merchandise	\$1 - \$20	\$1 - \$20	each	
44 Swim Diaper	\$3	\$3.00	each	

- [a] Lower starting price to accommodate senior activities.
- [b] No savings for multiple add placements, as we only print once a year.
- [c] Not officially on the fee schedule, but is being charged and we need to get to cost recovery.



Schedule of User and Regulatory Fees

DRAFT

City of Escondido

Schedule of User and Regulatory Fees

Description	Page
BUILDING FEES	1
PLANNING FEES	6
ENGINEERING AND ENCROACHMENT FEES	12
UTILITY FEES	16
FIRE PREVENTION FEES	18
POLICE FEES	22
BANNER HANGING FEES	24
LIBRARY FEES	25
CITY CLERK FEES	26
FINANCE FEES	28
HOUSING FEES	29
CODE ENFORCEMENT FEES	30
LAKES FEES	31
COMMUNITY SERVICES FEES	34

City of Escondido

USER AND REGULATORY FEES - BUILDING FEES

A. Fees for Commonly Requested Building Permit Types. Fees shown in this section (Section A.) include all applicable inspection, and plan review fees. Additional permit processing fees apply. Additional fees may apply for services provided by other City Departments (e.g. Planning Review), and Fees Collected on Behalf of Other Agencies (e.g. State of California).

Activity Description	Fee	Charge Basis	Note
1 HVAC Change-Out - Residential	\$176	per permit	
2 Water Heater Change-Out - Residential	\$132	per permit	
3 Residential Re-Roof			
a) Without Plan Review Required	\$264	per permit	
b) With Plan Review Required	\$396	per permit	
4 Siding Replacement	\$176	per permit	
5 Service Panel Upgrade - Residential	\$176	per permit	
6 Battery Backup Storage	\$176	per permit	
7 Residential Electric Vehicle Charger	\$176	per permit	
8 Electrical and Irrigation Pedestals per pedestal	\$176	per permit	
9 Generator	\$176	per permit	
10 Residential Solar Photovoltaic System - Solar Permit			
a) 15kW or less	\$308	per permit	[a]
b) Above 15kW	\$450 base fee, plus \$15 per kW for each kW above 15kW	per permit	[a]
11 Commercial Solar Photovoltaic System - Solar Permit			
a) 50kW or less	\$1,000	per permit	[a]
b) 50kW – 250kW	\$1,000 base fee, plus \$7 per kW for each kW above 50kW up to 250kW	per permit	[a]
c) Above 250kW	\$2,400 base fee, plus \$5 per kW for each kW above 250 kW	per permit	[a]
12 Pool Solar	\$176	per permit	
13 Swimming Pool Replaster / Equipment Change-Out	\$352	per permit	
14 Swimming Pool Remodel (e.g., Changing Pool Shape, Adding Cabo Shelf, etc.)	\$704	per permit	
15 Residential Voluntary Seismic Retrofit	\$264	per permit	
16 Retaining Wall			
a) One Type of Retaining Wall Type/Configuration	\$360	per permit	
b) Each Additional Wall Type/Configuration	\$180	per permit	
17 Window / Sliding Glass Door - Retrofit / Repair			
a) Up to 5	\$176	per permit	
b) Per Window Over 5 Windows	\$35	per permit	
18 Fences Requiring a Building Permit	\$176	per permit	

[a] Total fees shall not exceed amounts outlined in California Government Code 66015(a)(1).

City of Escondido

USER AND REGULATORY FEES - BUILDING FEES

Determination of Valuation for Fee-Setting Purposes

• Project valuations shall be based on the total value of all construction work, including all finish work, roofing, electrical, plumbing, heating, air conditioning, elevators, fire-extinguishing systems and any other permanent equipment. If, in the opinion of the Building Official, the valuation is underestimated on the application, the permit shall be denied, unless the applicant can show detailed estimates to meet the approval of the Building Official. Final building permit valuation shall be set by the Building Official. For determining project valuations for new construction, the Building Official may use data published by the International Code Council (ICC) (building valuation data table, typically updated in February and August of each year). The final building permit valuation shall be set at an amount that allows the City to recover its costs of applicant plan check, permit and inspection activities.

Note: For construction projects with permit fees calculated using Section B, additional fees apply for permit issuance. Additional fees may apply for services provided by other City Departments (e.g. Planning Review), and Fees Collected on Behalf of Other Agencies (e.g. State of California). Additional fees apply for plan review, when applicable.

B. Permit Fee for New Buildings, Additions, Tenant Improvements, Residential Remodels, and Combined Mechanical, Electrical, and/or Plumbing Permits

Total Valuation	Fee				
\$1 to \$2,000	\$176				
\$2,001 to \$25,000	\$176	for the first \$2,000	plus	\$11.48	for each add'l \$1,000 or fraction thereof, to and including \$25,000
\$25,001 to \$50,000	\$440	for the first \$25,000	plus	\$14.08	for each add'l \$1,000 or fraction thereof, to and including \$50,000
\$50,001 to \$100,000	\$792	for the first \$50,000	plus	\$19.36	for each add'l \$1,000 or fraction thereof, to and including \$100,000
\$100,001 to \$500,000	\$1,760	for the first \$100,000	plus	\$11.44	for each add'l \$1,000 or fraction thereof, to and including \$500,000
\$500,001 to \$1,000,000	\$6,336	for the first \$500,000	plus	\$5.63	for each add'l \$1,000 or fraction thereof, to and including \$1,000,000
\$1,000,001 and up	\$9,152	for the first \$1,000,000	plus	\$4.51	for each additional \$1,000 or fraction thereof over \$1,000,000

For permits requiring plumbing, electric, or mechanical review, the following percentages shall be added to the base permit fee

Plumbing inspection fees = Base permit fee x .10

Electrical inspection fees = Base permit fee x .10

Mechanical inspection fees = Base permit fee x .10

City of Escondido

USER AND REGULATORY FEES - BUILDING FEES

C. Building Plan Review Fees

Activity Description	Fee	Charge Basis	Note
1 Building Plan Check Fees - Building			
a) Plan Review Fee, if applicable	75%	% of permit fee	[a]
b) Expedited Plan Check - At Application Submittal (when applicable)	1.5x standard plan check fee		
c) Tract Home / Master Plan Construction (Production Units)	20% of standard plan check fee		[b]
d) Alternate Materials and Materials Review (per hour)	\$176	per hour	
e) Excess Plan Review Fee (4th and subsequent) (per hour)	\$176	per hour	
f) Revisions to an Approved Permit (per hour)	\$176	per hour	
g) Deferred Submittal (per hour)	\$176	per hour	

[a] Includes up to three plan checks. The City will bill hourly for additional plan review required.

[b] For identical buildings built by the same builder on the same lot or in the same tract and for which building permits are issued at the same time.

City of Escondido

USER AND REGULATORY FEES - BUILDING FEES

D. Other Fees

Activity Description	Fee	Note
1 Permit Processing Fee	\$73	
2 General Plan Maintenance Fee (% of permit fee)	5%	
3 Technology Fee (% of plan review and permit fee)	5%	
4 Strong Motion Instrumentation (SMI) Fee Calculation		
a) Residential	\$0.50 or valuation x .00013	
b) Commercial	\$0.50 or valuation x .00028	
5 Building Standards (SB 1473) Fee Calculation (Valuation)		
a) \$1 - \$25,000	\$1	
b) \$25,001 - \$50,000	\$2	
c) \$50,001 - \$75,000	\$3	
d) \$75,001 - \$100,000	\$4	
e) Each Add'l \$25,000 or fraction thereof	Add \$1	
6 Temporary Certificate of Occupancy (per 30 Days)	\$264	
7 Permit Extension	\$88	
8 Permit Reactivation Fee		
a) Reactivation Fee if All Inspections Have Been Performed and Approved Up to But Not Including Final Inspection	\$88	
b) Reactivation Fee - All Other Scenarios		
i) Permit Expired Up to One Year	50% of Original Base Building Permit Fee	
ii) Permit Expired More than One Year	100% of Original Base Building Permit Fee	
9 Permit Reissuance Fee	\$88	
10 Damaged Building Survey (Fire, Flood, Vehicle Damage, Etc.) (per hour)	\$176	
Other Fees		
11 After Hours Inspection (per hour) (4-hour minimum)	\$211	
12 Re-inspection Fee (2nd Time or More) (each)	\$88	[a]
13 Missed Inspection Fee	\$88	
14 Duplicate Copy of Permit	\$29	
15 Duplicate Copy of Certificate of Occupancy	\$29	
16 Fees for Services Not Listed in this Fee Schedule (per 1/2 hour)	\$88	

City of Escondido

USER AND REGULATORY FEES - BUILDING FEES

D. Other Fees

Activity Description	Fee	Note
Violation Fees		
17 Investigation Fee For Work Done Without Permits (In addition to applicable permit fees)	equal to permit fee 2x permit	

[a] Reinspection fee applies after the first re-inspection.

City of Escondido

USER AND REGULATORY FEES - PLANNING FEES

Activity Description	Fee	Charge Basis	Note
General Services and Applications			
1 Appeal (Hearing)	\$1,210	appeal	
2 Determination of Use (Hearing)	\$1,890	each	
3 Pre-Application Consultation or Preliminary Application	\$1,040	meeting	
4 Public Hearing Fee	\$1,890	each	
5 Public Hearing Continuance (for items at ZA, HPC, PC, or CC)	\$810	each	
6 Research Fee (Per Hour)	\$160	hour	
7 Third Review Fee (Or Continuing/Recurring Review Cycles)	33% of Original Permit Fee(s)	each	
8 Zoning Consistency Letter	\$338	letter	
Land Use Review - Agreements			
9 Agriculture Operations Permit	\$689	each	
10 Development Agreement (Fee plus Deposit)	\$3,920 fee plus deposit	each	
11 Lot Tie or Recission	\$506	agreement	
12 Model Home Permit (or Home Sales Trailer or Trailer Agreement)	\$651	each	
13 All Other Cases (e.g., Off-Site Construction Staging Area, Improvement Agreement, etc.)	\$714	each	
Land Use Review - Building or Site Design			
14 Accessory Dwelling Unit Permit (ADUs or JADUs)	\$1,800	notice	
14 Administrative Adjustment	\$1,514	adjustment	
15 Design Review - Minor	\$734	review	
16 Design Review - Major	\$1,217	review	
17 Grading Exemption - Single Family	\$1,547	each	
18 Grading Exemption - All Other Cases	\$1,883	each	
19 Minor Development Plan (e.g., Cargo Containers, etc.)	\$760	plan	
20 Parking Reduction Modification (with TDM / Parking Study)	\$2,291	each	
21 Planned Development - Master Plan (Fee Plus Deposit)	\$7,661 fee plus deposit	plan	
22 Planned Development - Precise Plan (Fee Plus Deposit)	\$5,537 fee plus deposit	plan	
23 Plot Plan Review - Minor	\$4,988	plan	
24 Plot Plan Review - Major	\$14,480	plan	
25 Variance - Single Family	\$3,000	variance	
26 Variance - All Other Cases	\$3,747	variance	

City of Escondido

USER AND REGULATORY FEES - PLANNING FEES

Activity Description	Fee	Charge Basis	Note
Land Use Review - Historical Resources or Downtown Projects			
27 Mills Act	\$500	each	
28 Local Register	\$500	each	
29 Certificate of Appropriateness	\$0	each	
30 Certificate of Appropriateness - with Design Review	\$160	each	
Land Use Review - Signs			
31 Comprehensive Sign Program	\$1,257	program	
32 Regional Market Sign	\$2,067	application	
33 Sign Permit	\$327	application	
34 Temporary Banner (Special Event Signs)	\$66	application	
Land Use Review - Special Use Review			
35 Administrative Permit - Above Ground Tanks	\$407	request	
36 Administrative Permit - Art and Craft Shows	\$263	each	
37 Administrative Permit - Security Gates	\$1,080	plan	
38 Administrative Permit - All Other Cases (Outdoor Display, RV, etc.)	\$368	permit	
39 Conditional Use Permit: Minor, Animals, or Residential Care	\$3,400	permit	
40 Conditional Use Permit: Major	\$8,372	permit	
41 Temporary Use Permit	\$351	permit	
Land Use Review - Wireless Communication Facilities			
42 Annual Site Administration Fee (Year 1 Due At Time of Submittal, with Micro Cells on City Infrastructure Only)	\$480	each	
43 Encroachment WCF Permit < 50 FT (plus Traffic Control Plan)	\$1,600	each	
44 Encroachment WCF Permit > 50 FT (plus Traffic Control Plan)	See Eng'rg	each	
45 Master License Fee (Per Carrier, One Time Fee / 5 Years)	\$1,710	each	
46 WCF Permit - Administrative Permit (Small Cell)	\$1,187	each	
47 WCF Permit - Minor Conditional Use Permit (Small Cell)	\$3,400	each	
48 WCF Major Permit - Plot Plan Permit (Macro Cell)	\$4,988	each	
49 WCF Major Permit - Major Conditional Use Permit (Macro Cell)	\$8,372	each	

City of Escondido

USER AND REGULATORY FEES - PLANNING FEES

Activity Description	Fee	Charge Basis	Note
Subdivision Review			
50 Condominium Permit	\$10,296	permit	
51 Mobile Home Park Conversion	\$14,072	each	
52 Specific Alignment Plan (Fee Plus Deposit)	\$4,992 fee plus deposit	each	
53 Street Name Application - Street Name Change (Hearing)	\$2,560	each	
54 Street Name Application - TPM or TSM New Street Name (No Hearing)	\$792	each	
55 Subdivision - Adjustment Plat	\$2,295	plat	
56 Subdivision - Certificate of Compliance	\$1,067	certificate	
57 Subdivision - TPM (Parcel Map)	\$10,529	map	
58 Subdivision - TSM (5-25 Homes)	\$17,040	map	
59 Subdivision - TSM (26-50 Homes)	\$19,920	map	
60 Subdivision - TSM (>50 Homes) (Fee Plus Deposit)	\$19,920 fee plus deposit	map	
Policy and Ordinance Development - Initiation Fee			
61 Annexation Request for Initiation	\$3,840	initiation	
62 Amendment Authorization (General Plan, or Specific Plan)	\$1,840	each	
Policy and Ordinance Development - Annexation Fee			
63 Annexation: <10 Acres (Fee Plus Deposit)	\$9,863 fee plus deposit	annex	
64 Annexation: >10 Acres (Fee Plus Deposit)	\$11,609 fee plus deposit	annex	
65 Annexation: Emergency Sewer (Applies to Fully Developed Properties Under DEH Order)	\$6,020	request	
66 Sphere of Influence Amendments (Fee Plus Deposit)	\$16,075 fee plus deposit	each	
Policy and Ordinance Development - Map or Text Changes			
67 General Plan Map Amendment (Fee Plus Deposit)	\$10,522 fee plus deposit	request	
68 General Plan Text Amendment (Fee Plus Deposit)	\$9,042 fee plus deposit	each	
69 Specific Plan (New Specific Plan or Amend Existing) (Fee Plus Deposit)	\$9,042 fee plus deposit	each	
70 Rezone / Prezone: Zoning Map Amendment (Fee Plus Deposit)	\$7,867 fee plus deposit	request	
71 Zoning Code Text Amendment (Fee Plus Deposit)	\$6,441 fee plus deposit	each	

City of Escondido

USER AND REGULATORY FEES - PLANNING FEES

Activity Description	Fee	Charge Basis	Note
Environmental Review - Document and Preparation Fees			
72 CEQA Environmental Review - Initial Study Assessment	\$3,848	study	
73 CEQA Environmental Review - EIR	\$11,052 fee plus deposit	each	
74 CEQA Environmental Review - ND/MND (Consultant Prepared) (Fee Plus Deposit)	\$2,880 fee plus deposit	each	
75 CEQA Environmental Review - ND/MND (Staff Prepared) (Fee Plus Deposit)	\$3,200 fee plus deposit	study	
76 CEQA Environmental Review - Study Addendum (EIR or ND/MND)	\$2,655	each	
77 Technical Studies: Storm Water Quality Management Plan	\$2,400	study	
78 Technical Studies: Traffic (LOS or VMT)	\$2,360	study	
79 Technical Studies: Traffic with Mitigation Measures	\$5,300	study	
80 Technical Studies: All Other	\$1,388	study	
81 CEQA Notice of Exemption (Plus County Clerk Processing Fee)	\$176	each	
82 CEQA Notice of Determination (Plus County Clerk Processing Fee)	\$330	each	
83 Daley Ranch Credit Agreement Administration	\$911	each	
84 Vegetation Removal Permit: < 5 Acres	\$755	permit	
85 Vegetation Removal Permit: 5 or More Acres	\$1,064	permit	
Review for Amendment, Conformance, Modification or Extension			
86 Certification of Map or Project (Changes)	\$633	each	
87 Certification of Map or Project (No Changes)	\$0	each	
88 Extension of Time (Subdivision)	33% of Current Permit Fee(s)	each	
89 Extension of Time - Minor Projects	33% of Current Permit Fee(s)	extension	
90 Extension of Time - All Other Cases (plus public hearing, legal notice, mailing list and notice sign fees, if any applicable)	33% of Current Permit Fee(s)	extension	
91 Modifications / Amendments - Comprehensive Sign Program	\$1,071	permit	
92 Modifications / Amendments - All Other Cases (plus public hearing, legal notice, mailing list and notice sign fees, if any applicable)	33% of Current Permit Fee(s)	each	
93 Substantial Conformance - Parcel Map	\$2,367	each	
94 Substantial Conformance - TSM (5-25 Homes)	\$3,399	each	
95 Substantial Conformance - TSM (26-50 Homes)	\$4,064	each	
96 Substantial Conformance - TSM (>50 Homes)	\$6,879	each	
97 Substantial Conformance - All Other Cases	\$740	each	

City of Escondido

USER AND REGULATORY FEES - PLANNING FEES

Activity Description	Fee	Charge Basis	Note
CFD or Fiscal Impact Analysis to Offset Costs of Municipal Services			
98 Administration Fee to Annex into Services CFD Based on Citywide FIA	\$365		
99 Fiscal Impact Analysis (For Uses Not Studied in Citywide FIA)	\$10,000 deposit		
Fees for Documents and Duplication			
86 Copies from Microfilm (OCE)	\$1	each	
87 Legal Notice Fees	\$180	notice	
88 Mailing List Fee	\$60	notice	
89 Technology Fee	\$36	notice	
90 Microfilm/Imaging Fee: Minor Cases (No Hearing)	\$50	project	
91 Microfilm/Imaging Fee: Major Cases (Hearing)	\$150	project	
92 Public Hearing Notice (Per Sign)	\$20	each	
93 Sale of Maps, Publications	cost recovery	each	
Fees Collected by Other Departments			
94 Subarea Facilities Plan Repayment Fee	\$58	dwelling unit	
95 General Plan Update Fee	See Bldg Fees		
96 Building Plan Review: Single Family Dwelling	\$833	plan	
97 Building Plan Review: Minor	\$618	plan	
98 Building Plan Review: Major	\$2,049	plan	
99 CC&R's	\$1,226	project	
100 Fire Department Plan Review	\$234	each	
101 Final Map: Parcel Maps	\$488	map	
102 Final Map: Major Subdivision	\$705	map	
103 Grading Plan: Minor less than 1000 C.Y. of Grading	\$368	plan	
104 Grading Plan: Major over 1000 C.Y. of Grading	\$368	plan	
105 Landscape Plan: Minor (excluding single family) - or cost recovery	\$336	plan	
106 Landscape Plan: Major (excluding single family) - or cost recovery	\$1,824	plan	

City of Escondido

USER AND REGULATORY FEES - PLANNING FEES

Activity Description	Fee	Charge Basis	Note
Miscellaneous Planning Fees			
107 For Services Requested of City Staff which have no fee listed in this Master Fee Schedule, the City Manager or the City Manager's designee shall determine the appropriate fee based on the following hourly rates for staff time involved in the service or activity (per hour)	\$160	Per Hour	

* In addition to amounts shown above, applicant is responsible for all costs of outside agency review/services, including but not limited to, LAFCO, Board of Equalization Fees, Department of Fish and Wildlife Fees, etc.

City of Escondido

USER AND REGULATORY FEES - ENGINEERING AND ENCROACHMENT PERMIT FEES

Activity Description	Fee	Charge Basis	Note
Miscellaneous Engineering Fees			
1 Engineering Inspection Fee (outside normal working hours)	\$223	hour	
2 Quitclaim Surplus Easement / Dedication of Easements	\$1,628	request	
3 Research	\$360	each	
4 Unsolicited Offers for City Surplus Properties (processing fee)	\$5,616	each	
5 Street Light Connection	\$30	connection	
6 Street Light Power Charge / 135 watt(18 months)	\$30	each	
7 Street Light Power Charge / 180 watt(18 months)	\$75	each	
8 Street Vacation	\$2,325	request	
9 Traffic Control Plan Review and Inspection			
a) First Sheet	\$248	sheet	
b) Each Additional Sheet	\$90	sheet	
10 Sewer Lateral Surface Restoration Deposit	\$2,000	each	
11 Occupancy License (Real Property)	\$1,116	each	
12 Master License Agreement	\$1,488	each	
13 Small Cell Engineering Review	\$585	each	
14 Small Cell Site Administration	\$744	each	
15 Undergrounding of Overhead Utilities Waiver - indexed fee based on construction costs: Capped at 5% of the project building valuation (\$324 / SDG&E, \$83 / Telephone, \$60 / Cable)	\$663	per LF; indexed	[a]
16 Storm Water Quality Management Plan Water Quality Technical Report - Misc. Projects	\$2,760	each	
17 Storm Water Quality Management Plan with Pump Water Quality Technical Report - Subdivision Projects	\$3,450	each	
18 Repayment Processing Fee / Streets	5%	of repayment	
19 Repayment Processing Fee / Sewer	5%	of repayment	
20 Repayment Processing Fee / Storm Drain	5%	of repayment	
21 Repayment Processing Fee / Water	5%	of repayment	

City of Escondido

USER AND REGULATORY FEES - ENGINEERING AND ENCROACHMENT PERMIT FEES

Activity Description	Fee	Charge Basis	Note
Engineering Plan Checks and Inspections			
22 Est Cost of Improv or Grading Plan: \$0 - \$60,000 (\$1,670 min) (\$1,500 min)	\$835	sheet	
23 Est Cost of Improv or Grading Plan: \$60,001 - \$100,000 (\$2,500 min)			
a) Plan Review			
i) Base Fee for First \$60,000	3.00%	Base Fee	
ii) Fee for Each Add'l \$1 Up to \$100,000	1.86%	% of Cost	
b) Permit Inspection			
i) Base Fee for First \$60,000	2.00%	Base Fee	
ii) Fee for Each Add'l \$1 Up to \$100,000	0.93%	% of Cost	
24 Est Cost of Improv or Grading Plan: \$100,001 - \$250,000			
a) Plan Review			
i) Base Fee for First \$100,000	2.60%	Base Fee	
ii) Fee for Each Add'l \$1 Up to \$250,000	1.98%	% of Cost	
b) Permit Inspection			
i) Base Fee for First \$100,000	1.80%	Base Fee	
ii) Fee for Each Add'l \$1 Up to \$250,000	1.86%	% of Cost	
25 Est Cost of Improv or Grading Plan: \$250,001 - \$500,000			
a) Plan Review			
i) Base Fee for First \$250,000	2.20%	Base Fee	
ii) Fee for Each Add'l \$1 Up to \$500,000	1.79%	% of Cost	
b) Permit Inspection			
i) Base Fee for First \$250,000	1.80%	Base Fee	
ii) Fee for Each Add'l \$1 Up to \$500,000	1.86%	% of Cost	
26 Est Cost of Improv or Grading Plan: \$500,001 - \$1,000,000			
a) Plan Review			
i) Base Fee for First \$500,000	2.00%	Base Fee	
ii) Fee for Each Add'l \$1 Up to \$1,000,000	1.86%	% of Cost	
b) Permit Inspection			
i) Base Fee for First \$500,000	1.80%	Base Fee	
ii) Fee for Each Add'l \$1 Up to \$1,000,000	1.71%	% of Cost	

City of Escondido

USER AND REGULATORY FEES - ENGINEERING AND ENCROACHMENT PERMIT FEES

Activity Description	Fee	Charge Basis	Note
27 Est Cost of Improv or Grading Plan: \$1,000,001 - \$2,500,000			
a) Plan Review			
i) Base Fee for First \$1,000,000	1.90%	Base Fee	
ii) Fee for Each Add'l \$1 Up to \$2,500,000	1.81%	% of Cost	
b) Permit Inspection			
i) Base Fee for First \$1,000,000	1.70%	Base Fee	
ii) Fee for Each Add'l \$1 Up to \$2,500,000	1.66%	% of Cost	
28 Est Cost of Improv or Grading Plan: \$2,500,001 and above			
a) Plan Review			
i) Base Fee for First \$2,500,000	1.80%	Base Fee	
ii) Fee for Each Add'l \$1	1.72%	% of Cost	
b) Permit Inspection			
i) Base Fee for First \$2,500,000	1.70%	Base Fee	
ii) Fee for Each Add'l \$1	1.58%	% of Cost	
29 Precise Grading, Site Drainage, Misc. Eng. Plans	\$837	sheet	
30 Plan Revisions & Inspection - Misc Projects	\$225	sheet / revision	
31 Plan Revisions & Inspection - Subdivision Projects	\$225	sheet / revision	
32 Plan Revisions - New Sheet for Misc. Projects	\$1,125	sheet	
33 Plan Revisions - New Sheet for Subdivision Projects	\$1,125	sheet	
34 Review of Final Subdivision Map & Final Parcel Map			
a) Base Fee	\$1,116	per sheet	
b) Plus, Per Lot Fee	\$62	per lot	
Annual Permit Engineering Fees			
35 Annual Permit Fee for Cox Communication	\$28,130	annual	
36 Annual Permit Fee for AT&T Communication	\$30,300	annual	
37 Annual Permit Fee for SDG&E	\$33,765	annual	
Encroachment Permits and Fees			
38 Encroachment Permit - Large Projects	cost recovery	each	
39 Plan Check & Inspection for Telecommunications	cost recovery	each	
40 Encroachment Permit - Penalty for no permit	3X Regular fees	each	
41 Encroachment Permit - Processing Fee	\$150	permit	
42 Encroachment Permit - Driveway Approach or Ped Ramp & Curb Return / Residential	\$660	permit	

City of Escondido

USER AND REGULATORY FEES - ENGINEERING AND ENCROACHMENT PERMIT FEES

Activity Description	Fee	Charge Basis	Note
43 Encroachment Permit - Driveway Approach with Ped. Ramp and Curb Return / Non-Residential St	\$1,035	permit	
44 Encroachment Permit - Fire Hydrant Installation on Residential Street, Local Collector & Frontage	\$1,890	permit	
45 Encroachment Permit - Fire Hydrant Installation on Collector and above, Commercial & Industrial Road	\$2,565	permit	
46 Encroachment Permit - Fire Hydrant Installation if Water Shut Down is Required	\$1,500	Deposit	
47 Encroachment Permit - Sewer Lateral Installation on Residential Street, Local Collector on Frontage Roads	\$1,890	permit	
48 Encroachment Permit - Sewer Lateral Installation on Collector and above, Comm. & Industrial Rd	\$2,565	permit	
49 Encroachment Permit - Utility Trenching up to 300 LF in length	\$960	linear feet	
50 Encroachment Permit - Utility Trenching over 300 LF in length			
a) Base Fee for First 300 LF	\$960	linear feet	
b) Fee for Each Additional LF	\$1.50	linear feet	
51 Encroachment Permit - Curb, Curb & Gutter, Berm up to 100LF	\$555	linear feet	
52 Encroachment Permit - Sidewalks up to 500SF	\$630	linear feet	
53 Encroachment Permit - Curb Cores	\$120	each	
54 Encroachment Permit - Continuing	\$150	year	
55 Encroachment Permit - Small Cell Trenching less than 50ft	\$2,085	permit	
56 Encroachment Permit - Overtime Inspection	\$223	hour	
Landscape Maintenance District			
57 Landscape Maintenance District Annexation (Full Cost Recovery with Initial Deposit - Initial Deposit Amount Shown)	\$7,500	each	
Other			
58 For Services Requested of City Staff which have no fee listed in this Master Fee Schedule, the City Manager or the City Manager's designee shall determine the appropriate fee based on the following hourly rates for staff time involved in the service or activity (per hour)	\$186	Per Hour	
59 Contract Service Providers	Actual Cost plus 15% Admin Fee		

* In addition to amounts shown above, applicant is responsible for all costs of outside agency review/services (e.g., County recording fees, specialized report review fees, etc.).

[a] Fee is adjusted each July 1 by change in CPI.

City of Escondido

USER AND REGULATORY FEES - UTILITY FEES

Activity Description	Fee	Charge Basis	Note
Miscellaneous Utilities Penalties & Fees			
1 Past Due Letter Notification for Nonpayment	\$1.50	letter	
2 Late Penalty / All fees not paid within 19 days of billing	10%	billed amount	
3 Door Hanger Notification of Shut-off for Nonpayment	\$75	notification	
4 Shut-off for Nonpayment	\$50	each	
5 Turn-on for Nonpayment	\$50	each	
6 Damaged Lock Fee	\$200	lock	
7 Water Theft Fee	\$200	each	
8 Damaged - Angle Water Meter Stops - 5 / 8" & 3 / 4"	\$450	meter	
9 Damaged - Angle Water Meter Stops - 1"	\$475	meter	
10 Damaged - Angle Water Meter Stops - 1 1 / 2"	\$1,025	meter	
11 Damaged - Angle Water Meter Stops - 2"	\$1,025	meter	
12 Backflow Noncompliance - Door Hanger or Shut-off Notification	\$35	notification	
13 Backflow Noncompliance - Shut-off / Turn-on	\$75	each	
14 After hours turn-on for nonpayment	\$150	each	
15 Backflow Noncompliance - Third Notice	\$1.50	letter	
16 Backflow Noncompliance - Shut-off/Turn-on	\$225	each	
17 Backflow Installation, Inspection and Certification	\$15	each	
18 Backflow Administration Fee	\$3.25	monthly	
19 Recycled Water Cross-Connection Test	\$775	each	
20 Pump Station Zone Electricity Usage	\$0.43	1,000 gal	
21 Tester Gauge Certification Update (Certified Testers List)	\$20	annual	
22 Large Meter Calibration Test (3" and larger)	\$165	calibration	
23 Fire Flow Test	\$500	each	
24 Detector Check for Unoccupied Building	\$47.44	monthly	
Water Meter Installation Fees			
25 New Perm. Meter - 1" / Full Set (new service line with meter and box)	\$7,500	meter	
26 New Perm. Meter - 1" / Meter and Box	\$690	meter	
27 New Perm. Meter - 1 1 / 2" / Full Set	\$9,750	meter	
28 New Perm. Meter - 1 1 / 2" / Meter and Box	\$1,500	meter	
29 New Perm. Meter - 2" / Full Set	\$10,250	meter	
30 New Perm. Meter - 2" / Meter and Box	\$1,710	meter	
31 New Perm. Meter - 3 / 4" / Full Set	\$7,000	meter	

City of Escondido

USER AND REGULATORY FEES - UTILITY FEES

Activity Description	Fee	Charge Basis	Note
32 New Perm. Meter - 3 / 4" / Meter and Box	\$560	meter	
33 New Perm. Meter - 3" Meter Drop-In	\$5,000	each	
34 New Perm. Meter - 4" Meter Drop-In	\$5,700	each	
35 New Perm. Meter - 6" Meter Drop-In	\$9,400	each	
36 New Perm. Meter - 8" Meter Drop-In	\$14,400	each	
37 New Service Turn On	\$75	each	
38 New Service Turn On / After Hours	\$225	each	
39 Meter Calibration Test	\$150	calibration	
40 Water Detector Check	\$63.51	each	
41 New Line Bacti Retest Fee	\$200	each	
42 New Line Bacti Retest Fee - additional sample	\$26	each	
43 TSAWR (formerly SAWR) Use	\$4.46	1,000 gal	
44 2.5" Temporary Meter Set and Remove	\$125	each	
45 4" Temporary Meter Set and Remove	\$300	each	
46 6" Temporary Meter Set and Remove	\$500	each	
47 8" Temporary Meter Set and Remove	\$800	each	
48 Replacement Fee for Stolen or Damaged 2.5" Temporary Meter Set	\$3,000	each	
49 Replacement Fee for Stolen or Damaged 4" Temporary Meter Set	\$7,300	each	
50 Replacement Fee for Stolen or Damaged 6" Temporary Meter Set	\$11,500	each	
51 Replacement Fee for Stolen or Damaged 8" Temporary Meter Set	\$18,700	each	
52 Perm. DCA Meter - 3 / 4" / Meter	\$300	meter	
53 Wastewater Control Permit - Commercial Establishments	\$150	year	
54 Wastewater Control Permit - Storm Water	\$150	year	
55 Wastewater Grease Control Permit - Food Service Establishments	\$240	year	
56 Wastewater Control Permit - Automotive Service Establishments	\$240	year	

City of Escondido

USER AND REGULATORY FEES - FIRE PREVENTION FEES

Activity Description	Fee	Charge Basis	Note
Miscellaneous Fire Department Fees			
1 Development Pre-Application Consultation Fee	\$116	each	
2 Fire Department Incident Reports	\$20	report	
3 Access Roadway Grading and Gates Plan Check	\$170	hour	
4 UST and AST Installation Plan Review	\$233	each	
5 Grading Plan Review	\$233	each	
6 Specific Plan Review (includes fire protection plans)	\$771	hour	
7 Fire Safety Inspection (annual & new business)	\$174	each	
8 Project Availability Forms	\$141	each	
9 Additional Field Inspection / Failed Inspection	\$194	reinspection	
10 Requested Inspection	\$150	inspection	
11 Single Structure and/or Single Family Resident Construction Inspection: <10,000 sq ft	\$240	inspection	
12 Single Structure & Multistory Construction Inspection: 10,000 - 50,000 sq ft	\$326	level / inspection	
13 Single Structure & Multistory Construction Inspection: >50,000 sq ft per level	\$383	level / inspection	
14 High Risk / Hazardous Material Construction Inspection	\$554	inspection	
15 File / Code Research Fee	\$150	each	
16 Special Event Staffing Cost - Fire Prevention	\$155	hour	
17 Special Events After Hours Fee	\$186	hour	
18 Subpoenas (Firefighter) - Set by Government Code	\$275	day	
19 Fire Response Map Update Fee	\$247	each	
Fire Code Permits to Operate			
20 Level 1, Small/0-5k sq ft, 1-2 permits	\$255	permit	
21 Level 1, Medium/5-10k sq ft, 3-5 permits	\$312	permit	
22 Level 1, Large/10k+ sq ft, 6+ permits	\$369	permit	
23 Level 2, Small/0-5k sq ft, 1-2 permits	\$398	permit	
24 Level 2, Medium/5-10k sq ft, 3-5 permits	\$428	permit	
25 Level 2, Large/10k+ sq ft, 6+ permits	\$455	permit	
26 Level 3, Small/0-5k sq ft, 1-2 permits	\$483	permit	
27 Level 3, Medium/5-10k sq ft, 3-5 permits	\$518	permit	
28 Level 3, Large/10k+ sq ft, 6+ permits	\$542	permit	
29 Carnivals & Fairs	\$426	permit	

City of Escondido

USER AND REGULATORY FEES - FIRE PREVENTION FEES

Activity Description	Fee	Charge Basis	Note
30 Carnivals After Hours Fee	\$483	permit	
31 Explosive Permit & 2 Blasts	\$383	permit	
32 Blasting	\$212	permit	
33 Explosives / Firework Pyrotechnic Special Effects: Theatrical / Movies	\$212	permit	
34 Explosives / Firework Aerial Display: includes ground display	\$269	permit	
35 Open Burning: includes bonfires & burn permits	\$269	permit	
36 Additional Permits: Production Facilities, Pyrotechnics and Special Effects, & Live Audiences	\$150	permit	
37 Tents and Other Membrane Structures: business hours inspection	\$225	permit	
38 Tents and Other Membrane Structures: after business hours inspection	\$428	permit	
Fire Code Construction Permits (Plan Review)			
39 Full Cell Power System Plan Review	\$198	each	
40 Gas Detection System (Including CO2) Plan Review	\$255	each	
41 High Piled Combustible Storage Plan Review	\$255	each	
42 Motor Vehicle Repair Rooms & Booth Plan Review	\$198	each	
43 Plant Extraction System Plan Review	\$198	each	
44 Special Event Structure Plan Review	\$141	each	
45 Building Plan Review (Industrial)	\$369	each	
Fire Code Construction Permits			
46 Out Source Plan Check Fee	\$155	hour	
47 Solar Plan Review Fee	\$141	each	
48 Battery System	\$255	permit	
49 Single Family Dwelling Building Plan Review: 0 - 500 square feet	\$170	review	
50 Single Family Dwelling Building Plan Review: 500 - 2,000 square feet	\$198	review	
51 Single Family Dwelling Building Plan Review: 2,000 - 5,000 square feet	\$225	review	
52 Single Family Dwelling Building Plan Review: > 5,000 square feet	\$255	review	
53 Single Family Dwelling Building Plan Review (tracts/phase/production): 1 - 10 units on same application	\$426	review	

City of Escondido

USER AND REGULATORY FEES - FIRE PREVENTION FEES

Activity Description	Fee	Charge Basis	Note
54 Single Family Dwelling Building Plan Review (tracts/phase/production): Each 5 additional units per same application	\$198	review	
55 Building Plan Review: Multi-Family, Commercial, Industrial Including 1 inspection	\$369	building	
56 Commercial Sprinkler System Plan Review & Inspection: New buildings 1 - 25,000 square feet	\$426	review	
57 Commercial Sprinkler System Plan Review & Inspection: New buildings > 25,000 square feet	\$542	hour	
58 Commercial Sprinkler System Existing bldg & tenant impr: 1 - 20 heads w / o hydraulic calcs	\$225	each	
59 Commercial Sprinkler System Plan Review Existing bldg & tenant impr: 1 - 100 heads with hydraulic calcs	\$284	each	
60 Commercial Sprinkler System Plan Review Existing bldg & tenant impr: > 100 heads with hydraulic calcs	\$398	hour	
61 Fire Alarm System Plan Review: 1 - 10 devices	\$255	each	
62 Fire Alarm System Plan Review: > 10 devices	\$369	hour	
63 Hood System Plan Review: 1 - 10 nozzles	\$225	each	
64 Spray Booth Inspection/ Hood System Inspection	\$255	hour	
65 Specialized Fire Protection Pre-action System (existing sprinklered bldgs): Plan Review	\$426	each	
66 Specialized Fire Protection Smoke Mgmt System Inspection	\$255	each	
67 Specialized Fire Protection In-rack System: Plan Review	\$341	each	
68 Residential Sprinkler system Plan Review (SFD): < 5,000 square feet	\$255	each	
69 Residential Sprinkler system Plan Review (SFD): > 5,000 square feet	\$369	each	
70 Apartment, Hotel, Motel (R-2 Occupancy) Inspections: 3 - 10 units	\$195	inspection	
71 Apartment, Hotel, Motel (R-2 Occupancy) Inspections: 11 - 25 units	\$224	inspection	
72 Apartment, Hotel, Motel (R-2 Occupancy) Inspections: 26 - 50 units	\$282	inspection	
73 Apartment, Hotel, Motel (R-2 Occupancy) Inspections: 51 - 100 units	\$338	inspection	
74 Apartment, Hotel, Motel (R-2 Occupancy) Inspections: > 101 units	\$510	inspection	
75 CO2 Systems & Piping for Beverage Dispensing Inspection	\$198	inspection	

City of Escondido

USER AND REGULATORY FEES - FIRE PREVENTION FEES

Activity Description	Fee	Charge Basis	Note
Fire Department Licensing Fees			
76 State Licensing / Private School Life Safety Inspection - Licensed Care Pre-inspections: 25 or less residents	\$50	inspection	
77 State Licensing / Private School Life Safety Inspection - Licensed Care Pre-inspections: 26 or more residents	\$100	inspection	
78 State Licensing & Private School Life Safety Inspection - Fire Clearance Inspections: 1 - 6 individuals per establishment	\$0	inspection	
79 State Licensing & Private School Life Safety Inspection - Fire Clearance Inspections: 7- 50 individuals per establishment	\$225	inspection	
80 State Licensing & Private School Life Safety Inspection - Fire Clearance Inspections: 51 - 150 individuals per establishment	\$310	inspection	
81 State Licensing & Private School Life Safety Inspection - Fire Clearance Inspections: Over 150 individuals per establishment	\$388	inspection	
82 State Licensing & Private School Life Safety Inspection - Annual Licensed Care Inspections: 7 - 75 individuals	\$174	inspection	
83 State Licensing & Private School Life Safety Inspection - Annual Licensed Care Inspections: 76 - 250 individuals	\$252	inspection	
84 State Licensing & Private School Life Safety Insp - Annual Licensed Care Inspections: 251 - 500 individuals	\$329	inspection	
85 State Licensing & Private School Life Safety Inspection - Annual Licensed Care Inspections: over 500 individuals	\$368	inspection	
Other			
86 For Services Requested of City Staff which have no fee listed in this Master Fee Schedule, the City Manager or the City Manager's designee shall determine the appropriate fee based on the following hourly rates for staff time involved in the service or activity (per hour)	\$155	Per Hour	

City of Escondido

USER AND REGULATORY FEES - POLICE FEES

Activity Description	Fee	Charge Basis	Note
Miscellaneous Police Department Fees			
1 Special Event Staffing Cost: Lieutenant	\$150	hour	
2 Special Event Staffing Cost: Sergeant	\$130	hour	
3 Special Event Staffing Cost: Officer	\$90	hour	
4 Special Event Staffing Cost: Patrol Technician	\$18	hour	
5 Special Event Staffing Cost: Public Safety Dispatcher	\$60	hour	
6 Rental of Police Firearms Facility - Full Day Range Use	\$1,000	each	
7 Rental of Police Firearms Facility - Half Day Range Use	\$600	each	
8 Rental of Police Firearms Facility - Full Day Range Use Both Ranges	\$1,550	each	
9 Rental of Police Firearms Facility - Range Classroom Use Full Day	\$600	each	
10 Rental of Police Firearms Facility - Range Classroom Use Half Day	\$300	each	
11 Rental of Police Firearms Facility - Sanitation Fee for Groups > 50 / day	\$250	each	
12 Rental of Police Firearms Facility - Range Instructor	\$130	hour	
13 CAD Printouts	\$15	report	
14 Crime Analysis Reports: first hour	\$59	hour	
15 Crime Analysis Reports: each additional hour	\$49	hour	
16 Body Worn Camera (BWC) footage reproduction	\$90	incident	
17 Crime Reports	\$15	report	
18 Diagrams or Data from Traffic Reports	\$15	report	
19 Photographs (Non-digital): plus reproduction costs	\$50	each	
20 Photographs (Digital): plus \$40 hourly rate for redactions	\$30	each	
21 Radio / Phone Transmissions: first hour	\$70	hour	
22 Radio / Phone Transmissions: each additional hour	\$55	hour	
23 Record Checks	\$20	check	
24 DUI Cost Recovery: Actual cost up to \$12,000 per incident	Actual cost	incident	
25 Subpoenas (Civil- Officer)	\$275	day	
26 Subpoenas (Civil-Records Personnel)	\$80	hour	
27 Subpoenas (Records)	\$24 plus postage	hour	
Licenses and Applications			
28 Cabaret License	\$100	license	
29 Bingo Licenses / 1st year	\$50	license	
30 Bingo Licenses (renewal)	\$25	license	
31 Massage Establishments - Initial Application	\$469	each	

City of Escondido

USER AND REGULATORY FEES - POLICE FEES

Activity Description	Fee	Charge Basis	Note
32 Massage Establishments - Renewal (If needed, LiveScan costs additional \$69)	\$100	each	
33 Second Hand Licenses / Pawn Licenses 1st year	\$365	each + \$32 each person added	
34 Second Hand Licenses / Pawn Licenses Renewal	\$50	renewal	
35 Tobacco License	\$88	license	
Parking Violations			
36 Parking Violations - If Not Specified by Specified Amount Below	\$50	each	
37 Parking Violations - Bus Zone	\$256	violation	
38 Parking Violations - Parked Obstructing Wheelchair Access Ramp	\$306	violation	
39 Parking Violations - Parked, Standing in Handicapped Space	\$416	violation	
40 Parking Violations - Parked, Blocking Access to Handicap Space	\$416	violation	
41 Parking Violations - Parked in Handicapped Crosshatched	\$416	violation	
42 Parking Violations - Parked Near sidewalk Access Ramp	\$361	violation	
43 Parking Violations - Parked Blocking Intersection (Gridlock)	\$71	violation	
44 Parking Violations - Parking Hazardous Waste in Res District	\$221	violation	
45 Parking Violations - Front License Plate Required	\$51	violation	
46 Parking Violations - License Plate Fixed and Visible	\$51	violation	
47 Parking Violations - Current Month / Year Tabs on Rear Plate	\$51	violation	
48 Ticket Sign Off	\$10	violation	
Towing Fees			
49 Tow - After Hour Gate Fee	\$120	each	
50 Tow - Basic Tow	\$245	each	
51 Tow - Medium Duty Tow	\$280	tow	
52 Tow - Heavy Duty Tow	\$345	tow	
53 Tow - Labor Rate (towing charge includes 1 hour of labor): Basic	\$160	hour	
54 Tow - Labor Rate (towing charge includes 1 hour of labor): Medium	\$200	hour	
55 Tow - Labor Rate (towing charge includes 1 hour of labor): Heavy	\$245	hour	
56 Tow - Negligent Vehicle Impound Fee	\$180	each	
57 Tow - Storage / Outdoor	\$65	day	
58 Tow - Storage / Indoor	\$70	day	
59 Tow - Police Tows to Junk	\$38	tow	
60 Tow for City Vehicles (in San Diego County)	\$140	tow	
61 Towing Rates (Law Enforcement Directed)	\$140	tow	

City of Escondido**USER AND REGULATORY FEES - BANNER HANGING FEES**

Activity Description	Fee	Charge Basis	Note
1 Banner Hanging			
a) Overstreet / Special Event Banner Hanging	\$1,200		
b) Hero Banner			
i) Initial		pass-through of actual cost	
ii) Re-Hang		pass-through of actual cost	

City of Escondido

USER AND REGULATORY FEES - LIBRARY FEES

Activity Description	Fee	Charge Basis	Note
Library Fees and Fines			
1 Interlibrary Loan	\$2	request	
2 Copies & Printing - Black and White	\$0.20	page	
3 Copies & Printing - Color	\$0.50	page	
4 Fax - Per Page	\$1	page	
5 Replacement Cost for Lost or Damaged Materials			
a) Cost of Materials	List Cost	per item	
b) Plus, Lost / Damaged Items Processing Fee	\$5	per item	
6 Lost / Damaged Chromebook Fee	\$300	each	
7 Lost / Damaged iPad / Tablet Fee	\$300	each	
8 Lost / Damaged Laptop Fee	\$700	each	
9 Lost / Damaged Mouse / Power cord Fee	\$10	each	
10 Nature Backpack Replacement Fee	\$50	each	
11 Replace Lost Library Card	\$2	card	
12 Reusable Library Tote Bag	\$2	each	
13 Ear Bud Headphones	\$3	each	
14 USB Flash Drive	\$5	each	
Library Room Rentals			
15 Room Rental - Refund Fee	25%	rental cost	
16 Room Rental - Cleaning / Damage Deposit	\$100	each	
17 Turrentine Room Rental (Non-Profit)	\$20	hour	
18 Turrentine Room Rental (All Others)	\$60	hour	
Pioneer Room Services			
19 Pioneer Room Research (Obituaries, Cemeteries, etc.)	Free	20 minutes	
20 Pioneer Room Research (Obituaries, Cemeteries, etc.)	\$20	hour	
21 Pioneer Room-Photo or document preservation	\$25	hour + materials	

City of Escondido

USER AND REGULATORY FEES - CITY CLERK FEES

Activity Description	Fee	Charge Basis	Note
1 Blueprint Copying Fee	\$3	page	
2 Copies from Microfilm	\$1.00	each	
3 Copying - Full Plan	\$3.00	page	
4 Copying - Letter size	\$0.15	page	
5 Copying - Legal size and 11 x 17	\$0.25	page	
6 Copying - 18 x 24	\$3.00	sheet	
7 Copying - 24 x 36	\$5.00	sheet	
8 Late Penalty: not paid within 30 days of billing (excludes Utilities)	10%	billed amount	
9 Other Commissions Agenda + Minutes Subscription	\$50.00	year	
10 Other Commissions Agenda Subscription	\$15.00	year	
11 Shopping Cart Containment Fee	\$45.00	each	
12 Agenda Packet - Full	\$600.00	year	
13 Agenda Subscription	\$100.00	year	
14 Appeal - Bldg. Adv. Board Decision	\$40.00	appeal	
15 Appeal - Board / Commission Decisions, other (w/o public notice)	\$40.00	appeal	
16 Appeal - Board / Commission Decisions, other (with public notice)	\$75.00	appeal	
17 Appeal - Curbs, Gutters, Sidewalks, Streets	\$300.00	appeal	
18 Appeal - Legal Notice	\$160.00	appeal	
19 Appeal - News Racks	\$75.00	appeal	
20 Appeal - Order Abatement Water Wells	\$40.00	appeal	
21 Appeal - Planning Commission Decision - Other	\$1,535.00	appeal + notice fees	
22 Appeal - Planning Commission Decision - Single Family	\$1,210.00	appeal + notice fees	
23 Appeal - Public Nuisance (w / o public notice)	\$40.00	appeal	
24 Appeal - Public Nuisance (with public notice)	\$75.00	appeal + notice fees	
25 Appeal - Street Dedication / Improvement	\$300.00	appeal	
26 Audio CD / Council Meetings	\$10.00	disk	
27 Candidate Filing Fee	\$25.00	election	
28 Certified Copies	\$5.00	copy	
29 Certified Copy Mailing	\$3.50	mailing	
30 Charge for CD / DVD used to copy records	\$5.00	per CD/DVD	
31 Confirmed Agenda	\$75.00	annual	

City of Escondido

USER AND REGULATORY FEES - CITY CLERK FEES

Activity Description	Fee	Charge Basis	Note
32 DVD / Council Meetings	\$25.00	DVD	
33 FPPC Copies	\$0.10	page	
34 Minutes (Council Mtgs.)	\$100.00	annual	
35 Muni Code Book	\$125.00	book	
36 Muni Code Mailing	\$15.00	mailing	
37 Muni Code Supplements	\$75.00	year	
38 Zoning Code Book	\$85.00	book	
39 Zoning Code Mailing	\$15.00	mailing	
40 Zoning Code Supplements	\$75.00	year	

City of Escondido

USER AND REGULATORY FEES - FINANCE FEES

Activity Description	Fee	Charge Basis	Note
1 Business License Application Review Fee			
a) New	\$25	Flat Fee	
b) Renewal	\$25	Flat Fee	
2 One-Day Temporary Business License Fee	\$25	day	
3 Business License Processing Fee for Change of Address & Reprint	\$20	each	
4 CIP Budget (5 Yr.)	Actual Costs	per report	
5 Operating Budget	Actual Costs	per report	
6 Collection Fee (Administration)	\$25	per incident	
7 Parking Permit Fee	\$25	month	
8 Parking Permit for the Day	\$10	day	
9 Reprint of Utility Bills / Related Schedules	\$1	page	
10 Subpoenaed Record Research	\$24	hour	

City of Escondido

USER AND REGULATORY FEES - HOUSING FEES

Activity Description	Fee	Charge Basis	Note
1 First Time Homebuyer Application	\$100	each	
2 First Time Homebuyer Participating Lender Fee - Initial Fee	\$125	initial fee	
3 First Time Homebuyer Participating Lender Fee - Annual Fee	\$75	annual	
4 Subordination Fee	\$100	each	
5 Reconveyance Fee	\$100	each	
6 Monitoring Fee for Affordable Housing Developments - 1-10 Units	\$125	annual	
7 Monitoring Fee for Affordable Housing Developments - 11-25 Units	\$175	annual	
8 Monitoring Fee for Affordable Housing Developments - 26+ Units	\$400	annual	
9 Mobilehome Rent Increase Application Fee	\$3,750	each	
10 Mobilehome Rent Increase Application Cost Recovery Deposit	\$5,800	each	
11 Mobilehome Rent Control Admin Fee	\$40	annual / space	
12 Mobilehome Park Permit to Operate	\$140	annual	
13 Mobilehome Per Lot Fee	\$7	annual / space	
14 Mobilehome Park Maintenance Fee	\$4	annual / space	

City of Escondido

USER AND REGULATORY FEES - CODE ENFORCEMENT FEES

Activity Description	Fee	Charge Basis	Note
1 Administrative Citation - First Violation	\$100	each	
2 Administrative Citation - Second Violation	\$250	each	
3 Administrative Citation - Third & Subsequent Violations	\$500	each	
4 Certificate of Compliance Fee	\$500	each	
5 Code Enforcement Re-Inspection Fee	\$52	each	
6 Mobilehome Park Re-Inspection Fee: first hour	\$196	hour	
7 Mobilehome Park Re-Inspection Fee: second hour	\$82	hour	
8 Mobilehome Park Re-Inspection Fee: Each additional 1/2 hour required by State Law	\$41	1/2 hour	

City of Escondido

USER AND REGULATORY FEES - LAKES FEES

Activity Description	Fee	Charge Basis	Note
Dixon Lake Fees			
1 Dixon Boat Rental before 1 p.m.	\$25	day	
2 Dixon Boat Rental > 1 p.m.	\$20	day	
3 Dixon Boat Rental-Night Row	\$20	day	
4 Dixon Boat Rental-hourly 6 a.m. to 1 p.m.	\$15	hour	
5 Dixon Boat Rental-hourly after 1 p.m.	\$10	hour	
6 Dixon Boat Rental w / motor before 1 p.m.	\$45	day	
7 Dixon Boat Rental w / motor > 1 p.m.	\$35	day	
8 Dixon Boat Rental-Night Motor	\$35	day	
9 Dixon Boat Rental w / motor-hourly 6 a.m. to 1 p.m.	\$30	hour	
10 Dixon Boat Rental w / motor-hourly after 1 p.m.	\$25	hour	
11 Dixon Boat Rental - Bass Boat Full Day	\$70	day	
12 Dixon Boat Rental - Bass Boat Half Day	\$45	day	
13 Dixon Paddle Boat Rental - 2 passenger & 4 passenger	\$20	half hour	
14 Dixon Paddle Boat Rental - 2 passenger & 4 passenger	\$20	hour	
15 Dixon Float Tube	\$5	day	
16 Dixon Air Jump / Rock Climbing Wall Fee (insurance verification)	\$30	each	
17 Dixon Campsite / Per Night - deluxe March 2 - Nov 15	\$60	vehicle	
18 Dixon Campsite / Per Night - deluxe Nov 16 - March 1	\$60	vehicle	
19 Dixon Campsite / Per Night - regular March 2 - Nov 15	\$35	vehicle	
20 Dixon Campsite / Per Night - regular Nov 16 - March 1	\$35	vehicle	
21 Dixon Campsite / Per Night - accessible handicap cabin	\$115	vehicle	
22 Dixon Camping / Reservation Fee	\$5	reservation	
23 Dixon Camping / Extra Vehicle Parking / Night	\$5	vehicle	
24 Dixon Camping / Non-camping Dump Fee	\$60	each	
25 Dixon Camping Dog Fee	\$1	dog per night	
26 Dixon Group Camping / Night: 50 people / 10 vehicles	\$115	night	
27 Dixon Fishing Fee / Adult > 16 yrs.	\$10	person	
28 Dixon Fishing Fee / Seniors > 60 yrs.	\$7	person	
29 Dixon Fishing Fee / Youth 8-15 yrs.	\$7	person	
30 Dixon Lake Picnic Shelter	\$60	reservation	
31 Dixon Lake Group BBQ Shelter	\$45	reservation	
32 Dixon Lake 2nd Rod Stamp	\$5	each	

City of Escondido

USER AND REGULATORY FEES - LAKES FEES

Activity Description	Fee	Charge Basis	Note
33 Dixon Rec Area Reservation	\$115	reservation	
34 Dixon Eagle Peak Climbing Area for Classes/Groups over 10	\$60	reservation	
35 Dixon Vehicle Entry RV / Bus-Vehicle > 20	\$30	vehicle	
36 Dixon Vehicle Entry / Car / Van / Motorcycle	\$5	weekends / holidays	
37 Dixon Vehicle Entry / Car / Van / Motorcycle	\$3	weekdays	
Wohlford Lake Fees			
38 Wohlford Boat Rental before 1 p.m.	\$25	day	
39 Wohlford Boat Rental > 1 p.m.	\$20	day	
40 Wohlford Boat Rental-Hourly 6 a.m. to 1 p.m.	\$15	hour	
41 Wohlford Boat Rental-Hourly after 1 p.m.	\$10	hour	
42 Wohlford Boat Rental w / motor before 1 p.m.	\$45	day	
43 Wohlford Boat Rental w / motor > 1 p.m.	\$35	day	
44 Wohlford Boat Rental w / motor-hourly 6 a.m. - 1 p.m.	\$30	hour	
45 Wohlford Boat Rental w / motor-hourly after 1 p.m.	\$25	hour	
46 Wohlford Boat Rental - Bass Boat Full Day	\$70	half day	
47 Wohlford Boat Rental - Bass Boat Half Day	\$45	day	
48 Wohlford Fishing Fee / Adult > 16 yrs.	\$10	person	
49 Wohlford Fishing Fee / Seniors > 60 yrs.	\$7	person	
50 Wohlford Fishing Fee / Youth 8-15 yrs.	\$7	person	
51 Wohlford Paddle Boat Rental - 2 passenger & 4 passenger	\$20	half hour	
52 Wohlford Paddle Boat Rental - 2 passenger & 4 passenger	\$20	hour	
53 Wohlford Float Tube	\$5	day	
54 Wohlford Air Jump / Rock Climbing Wall Fee (insurance verification)	\$30	each	
55 Wohlford Private Boat Launch / Day (includes inspection fee)	\$15	day	
56 Wohlford Gas - Outboard Motors	\$8	gallon	
57 Wohlford Picnic Area Reservation (50 persons max)	\$60	reservation	

City of Escondido

USER AND REGULATORY FEES - LAKES FEES

Activity Description	Fee	Charge Basis	Note
Park Rental and Special Event Lake Fees			
58 Dixon Lake: Rental of entire park (\$1,000 refundable deposit required)	\$5,000 - \$10,000	reservation	
59 Daley Ranch (excludes Ranch House): Partial rental of the park (\$1,000 refundable deposit required).	\$5	per participant	
60 Wohlford Lake: Rental of entire park (\$1,000 refundable deposit required)	\$5,000 - \$10,000	reservation	
61 Daley Ranch (excludes Ranch House): Rental of entire park (\$1,000 refundable deposit required)	\$5,000 - \$10,000	reservation	
62 Combination Rental of 2 of the above parks (\$2,000 refundable deposit required)	\$7,000 - \$20,000	reservation	
63 Special Events: Base rental fee listed above or 10% of the gross revenue generated (gross revenue, merchandise sales, food/alcohol sales and catering, ticket sales, etc.), whichever is higher	Fee or 10% of gross revenue	event	

City of Escondido

USER AND REGULATORY FEES - COMMUNITY SERVICES RENTAL FEES

Activity Description	Fee	Charge Basis	Note
Facility Rental Add-ons*			
1 Cleaning/Damage Deposit	no change	Reservation	
2 City Hall Staffing Fee (non-operational hours including holidays)	\$75.00	Hour	[a]
3 CSD Staffing Fee (non-operational hours including holidays)	\$50.00	Hour	[a]
4 Special Equipment / Inflatable Processing Fee	\$25.00	permit	
5 James A Stone & Washington Pools per Additional Lifeguard	\$25.00	hour	
6 Light Fees - Recognized Youth Sports Organizations	\$10.00	hour	
7 Light Fees - field rentals	\$15.00	hour	
8 Baseball/Softball Tournament field deposit	no change	per field	
9 Baseball/Softball Tournament field preparation	\$25.00	field	
10 Baseball/Softball Tournament Maintenance Staffing Fee	cost recovery	hour	[b]
11 Ryan Park Tournament Fees - Maintenance Staff	cost recovery	hour	[b]
12 Ryan Park Tournament field deposit	no change	field	
13 Ryan Park Tournament Fees - Use of lights	\$40.00	field/night	

*these items are not subject to classification discounts

[a] Combined all staffing fees to highest rate.

[b] To be provided by PW following each event.

City of Escondido

USER AND REGULATORY FEES - COMMUNITY SERVICES RENTAL FEES

User Classifications

Class A (FREE) : City of Escondido

Class B (30% discount) : Escondido-based nonprofit organizations with proof of 501(c)(3) status whose membership is comprised of at least 75% Escondido residents; government agencies; and schools (kindergarten through college).

Class C (20% discount) : Non-Escondido-based nonprofit organizations or any not-for-profit organization that may have a 501(c)4-11 designation or political organization subject to Section 527 of IRS rules (political party, committee, association, fund, or organization).

Class D (10% discount) : Private parties of Escondido residents that have a valid Escondido address within zip codes 92025, 92026, 92027, or 92029.

Class E (full cost) : Commercial groups, businesses, users affiliated with commercial industries, non-Escondido residents, or elected officials conducting political campaign activities or fundraising events.

Proof of Status : In order to meet the classification requirement, proof of status will be requested. This may include one or more, but not limited to an Exemption Determination Letter from the IRS, a list of full organizational membership (to achieve 75% residency), Escondido business license, utility bill, rental/lease agreement with an Escondido address, or other proof that may fulfill the requirement. Branch offices within the city limits shall qualify as Escondido-based residency. Inability to provide proof of status will result in Class E categorization.

Activity Description	Class E Fee	Class D Fee (-10%)	Class C Fee (-20%)	Class B Fee(-30%)	Charge Basis	Note
City Hall Meeting Rooms						
1 Rental of Mitchell Room (includes kitchen / patio)	\$95.00	\$86.00	\$76.00	\$67.00	hour (2 min)	
2 Rental of City Hall Dome Area	\$80.00	\$72.00	\$64.00	\$56.00	hour (2 min)	
3 Rental of City Hall Fountain Area	\$80.00	\$72.00	\$64.00	\$56.00	hour (2 min)	
4 Rental of City Hall Training Room 1	\$70.00	\$63.00	\$56.00	\$49.00	hour (2 min)	
Community Centers						
5 Mathes Center Meeting Room	\$65.00	\$59.00	\$52.00	\$46.00	hour (2 min)	
6 Mathes Ctr. Dance / Exercise Room	\$80.00	\$72.00	\$64.00	\$56.00	hour (2 min)	
7 Washington Rec. Bldg.	\$95.00	\$86.00	\$76.00	\$67.00	hour (2 min)	
8 EVCC Citrus Room	\$65.00	\$59.00	\$52.00	\$46.00	hour (2 min)	
9 EVCC Grove Room	\$65.00	\$59.00	\$52.00	\$46.00	hour (2 min)	
10 EVCC Vineyard Room Kitchen	\$50.00	\$45.00	\$40.00	\$35.00	use	
11 EVCC Vineyard Room	\$80.00	\$72.00	\$64.00	\$56.00	hour (2 min)	
12 EVCC Dance/Exercise Room	\$80.00	\$72.00	\$64.00	\$56.00	hour (2 min)	
13 EVCC Gymnasium	\$55.00	\$50.00	\$44.00	\$39.00	court/hour	[a]
14 EVCC Children's Room	\$80.00	\$72.00	\$64.00	\$56.00	hour (2 min)	

City of Escondido

USER AND REGULATORY FEES - COMMUNITY SERVICES RENTAL FEES

User Classifications

Class A (FREE) : City of Escondido

Class B (30% discount) : Escondido-based nonprofit organizations with proof of 501(c)(3) status whose membership is comprised of at least 75% Escondido residents; government agencies; and schools (kindergarten through college).

Class C (20% discount) : Non-Escondido-based nonprofit organizations or any not-for-profit organization that may have a 501(c)4-11 designation or political organization subject to Section 527 of IRS rules (political party, committee, association, fund, or organization).

Class D (10% discount) : Private parties of Escondido residents that have a valid Escondido address within zip codes 92025, 92026, 92027, or 92029.

Class E (full cost) : Commercial groups, businesses, users affiliated with commercial industries, non-Escondido residents, or elected officials conducting political campaign activities or fundraising events.

Proof of Status : In order to meet the classification requirement, proof of status will be requested. This may include one or more, but not limited to an Exemption Determination Letter from the IRS, a list of full organizational membership (to achieve 75% residency), Escondido business license, utility bill, rental/lease agreement with an Escondido address, or other proof that may fulfill the requirement. Branch offices within the city limits shall qualify as Escondido-based residency. Inability to provide proof of status will result in Class E categorization.

Activity Description	Class E Fee	Class D Fee (-10%)	Class C Fee (-20%)	Class B Fee(-30%)	Charge Basis	Note
15 PACC Sycamore Dance Room	\$80.00	\$72.00	\$64.00	\$56.00	hour (2 min)	
16 PACC Maple Meeting Room	\$65.00	\$59.00	\$52.00	\$46.00	hour (2 min)	
17 PACC Cedar Meeting Room	\$65.00	\$59.00	\$52.00	\$46.00	hour (2 min)	
18 PACC Auditorium (kitchen included)	\$150.00	\$135.00	\$120.00	\$105.00	hour (2 min)	
19 PACC DEBB Oak Meeting Room	\$70.00	\$63.00	\$56.00	\$49.00	hour	
20 PACC West Court Gazebo	\$70.00	\$63.00	\$56.00	\$49.00	hour	
21 PACC East Courtyard	\$125.00	\$113.00	\$100.00	\$88.00	hour	
22 PACC Sequoia Meeting Room	\$65.00	\$59.00	\$52.00	\$46.00	hour	
Picnic Areas						
23 Jesmond Dene Park Pepper Tree (12-50 people)	\$180.00	\$162.00	\$144.00	\$126.00	reservation	
24 Jesmond Dene Park Pine Tree (12-50 people)	\$180.00	\$162.00	\$144.00	\$126.00	reservation	
25 KCP El Arroyo Picnic Areas #1 (12-200 people)	\$200.00	\$180.00	\$160.00	\$140.00	reservation	
26 KCP El Arroyo Picnic Areas #2 (12-200 people)	\$200.00	\$180.00	\$160.00	\$140.00	reservation	

City of Escondido

USER AND REGULATORY FEES - COMMUNITY SERVICES RENTAL FEES

User Classifications

Class A (FREE) : City of Escondido

Class B (30% discount) : Escondido-based nonprofit organizations with proof of 501(c)(3) status whose membership is comprised of at least 75% Escondido residents; government agencies; and schools (kindergarten through college).

Class C (20% discount) : Non-Escondido-based nonprofit organizations or any not-for-profit organization that may have a 501(c)4-11 designation or political organization subject to Section 527 of IRS rules (political party, committee, association, fund, or organization).

Class D (10% discount) : Private parties of Escondido residents that have a valid Escondido address within zip codes 92025, 92026, 92027, or 92029.

Class E (full cost) : Commercial groups, businesses, users affiliated with commercial industries, non-Escondido residents, or elected officials conducting political campaign activities or fundraising events.

Proof of Status : In order to meet the classification requirement, proof of status will be requested. This may include one or more, but not limited to an Exemption Determination Letter from the IRS, a list of full organizational membership (to achieve 75% residency), Escondido business license, utility bill, rental/lease agreement with an Escondido address, or other proof that may fulfill the requirement. Branch offices within the city limits shall qualify as Escondido-based residency. Inability to provide proof of status will result in Class E categorization.

Activity Description	Class E Fee	Class D Fee (-10%)	Class C Fee (-20%)	Class B Fee(-30%)	Charge Basis	Note
27 KCP El Arroyo Picnic Areas #1 and #2 (201-600 people)	\$250.00	\$225.00	\$200.00	\$175.00	reservation	
28 KCP Tree Lake #1 (12-80 people)	\$200.00	\$180.00	\$160.00	\$140.00	reservation	
29 KCP Tree Lake #2 (12-50 people)	\$180.00	\$162.00	\$144.00	\$126.00	reservation	
30 KCP Tree Lake #3 (12-50 people)	\$180.00	\$162.00	\$144.00	\$126.00	reservation	
31 KCP Ray Love (12-50 people)	\$180.00	\$162.00	\$144.00	\$126.00	reservation	
32 KCP North Picnic Area (12-50 people)	\$180.00	\$162.00	\$144.00	\$126.00	reservation	
33 KCP Adobe Circle (25 people)	\$100.00	\$90.00	\$80.00	\$70.00	reservation	
34 Grove Park Gazebo (20 people)	\$100.00	\$90.00	\$80.00	\$70.00	reservation	
Specialized Park Facilities						
35 Group Fitness Activity Fee	\$35.00	\$32.00	\$28.00	\$25.00	hour	
36 Kit Carson, Mtn View, Washington Parks Tennis Court Fee	\$30.00	\$27.00	\$24.00	\$21.00	hour/court	[b]
37 James A Stone & Washington Pool Rental (Includes 2 Lifeguards)	\$170.00	\$153.00	\$136.00	\$119.00	hour (2 min)	
38 Queen Califia's Magical Circle Garden rental fee	\$1,500.00	\$1,500.00	\$1,500.00	\$1,500.00	hour (2 min)	[c]
39 Mayflower Dog Park Group Pen Fee	\$30.00	\$27.00	\$24.00	\$21.00	hour/pen	

City of Escondido

USER AND REGULATORY FEES - COMMUNITY SERVICES RENTAL FEES

User Classifications

Class A (FREE) : City of Escondido

Class B (30% discount) : Escondido-based nonprofit organizations with proof of 501(c)(3) status whose membership is comprised of at least 75% Escondido residents; government agencies; and schools (kindergarten through college).

Class C (20% discount) : Non-Escondido-based nonprofit organizations or any not-for-profit organization that may have a 501(c)4-11 designation or political organization subject to Section 527 of IRS rules (political party, committee, association, fund, or organization).

Class D (10% discount) : Private parties of Escondido residents that have a valid Escondido address within zip codes 92025, 92026, 92027, or 92029.

Class E (full cost) : Commercial groups, businesses, users affiliated with commercial industries, non-Escondido residents, or elected officials conducting political campaign activities or fundraising events.

Proof of Status : In order to meet the classification requirement, proof of status will be requested. This may include one or more, but not limited to an Exemption Determination Letter from the IRS, a list of full organizational membership (to achieve 75% residency), Escondido business license, utility bill, rental/lease agreement with an Escondido address, or other proof that may fulfill the requirement. Branch offices within the city limits shall qualify as Escondido-based residency. Inability to provide proof of status will result in Class E categorization.

Activity Description	Class E Fee	Class D Fee (-10%)	Class C Fee (-20%)	Class B Fee(-30%)	Charge Basis	Note
Kit Carson Park Amphitheatre						
40 KCP Amphitheatre Set-up/Take-down	\$50.00	\$45.00	\$40.00	\$35.00	hour	
41 KCP Amphitheatre Performance Time	\$150.00	\$135.00	\$120.00	\$105.00	hour	
42 KCP Amphitheatre Parking Lot	\$150.00	\$135.00	\$120.00	\$105.00	reservation	
Escondido Sports Center						
43 Soccer/Hockey Arena (day)	\$90.00	\$81.00	\$72.00	\$63.00	hour (2 min)	
44 Soccer or Hockey Arena (w/lights)	\$100.00	\$90.00	\$80.00	\$70.00	hour (2 min)	
45 Mini-Soccer Arena (day)	\$75.00	\$68.00	\$60.00	\$53.00	hour (2 min)	
46 Mini-Soccer Arena (w/lights)	\$85.00	\$77.00	\$68.00	\$60.00	hour (2 min)	
47 Skate Park (day)	\$150.00	\$135.00	\$120.00	\$105.00	hour (2 min)	
48 Skate Park (w/lights)	\$160.00	\$144.00	\$128.00	\$112.00	hour (2 min)	
Sports Fields						
49 Baseball, softball, soccer fields (day use)	\$35.00	\$32.00	\$28.00	\$25.00	hour (2 min/max)	
50 Baseball, softball, soccer fields (w/lights)	\$48.00	\$44.00	\$39.00	\$34.00	hour (2 min/max)	

City of Escondido

USER AND REGULATORY FEES - COMMUNITY SERVICES RENTAL FEES

User Classifications

Class A (FREE) : City of Escondido

Class B (30% discount) : Escondido-based nonprofit organizations with proof of 501(c)(3) status whose membership is comprised of at least 75% Escondido residents; government agencies; and schools (kindergarten through college).

Class C (20% discount) : Non-Escondido-based nonprofit organizations or any not-for-profit organization that may have a 501(c)4-11 designation or political organization subject to Section 527 of IRS rules (political party, committee, association, fund, or organization).

Class D (10% discount) : Private parties of Escondido residents that have a valid Escondido address within zip codes 92025, 92026, 92027, or 92029.

Class E (full cost) : Commercial groups, businesses, users affiliated with commercial industries, non-Escondido residents, or elected officials conducting political campaign activities or fundraising events.

Proof of Status : In order to meet the classification requirement, proof of status will be requested. This may include one or more, but not limited to an Exemption Determination Letter from the IRS, a list of full organizational membership (to achieve 75% residency), Escondido business license, utility bill, rental/lease agreement with an Escondido address, or other proof that may fulfill the requirement. Branch offices within the city limits shall qualify as Escondido-based residency. Inability to provide proof of status will result in Class E categorization.

Activity Description	Class E Fee	Class D Fee (-10%)	Class C Fee (-20%)	Class B Fee(-30%)	Charge Basis	Note
Tournaments						
51 Baseball/Softball Tournament field use (day)	\$27.00	\$25.00	\$22.00	\$19.00	hour	
52 Baseball/Softball Tournament field use (w/lights)	\$40.00	\$36.00	\$32.00	\$28.00	hour	
53 Ryan Park Tournament Fees (day)	\$275.00	\$248.00	\$220.00	\$193.00	field/day	
54 Ryan Park Tournament Fees - Holidays (day)	\$375.00	\$338.00	\$300.00	\$263.00	field/day	
55 Soccer or Hockey Arena Tournament use	\$125.00	\$113.00	\$100.00	\$88.00	hour	

[a] \$55/court; \$110/2 courts or full gym.

[b] Includes pickleball, needs to rent entire court if dual striped.

[c] No discounts - flat rate.

City of Escondido

USER AND REGULATORY FEES - COMMUNITY SERVICES PROGRAM FEES

Activity Description	Proposed Fee	Charge Basis	Note
Processing/Service/Administration Fees			
1 Processing Fee	2.85% - 3.25%	transaction	
2 Administrative Fee (recreation activities, sports teams, park/facility rentals)	\$1 - \$5	transaction	
3 Youth Sports League Admin Fee	\$5.00	player/season	
4 Aquatic Scholarship Administrative Fee	\$5 - \$10	session	
5 Late Pick-up Fee (youth programs)	\$1.00	minute	
6 Cancellation/Late Fee	\$20 - \$25	instance	
Recreation Programs/Activities			
7 Team Registration Fee	\$200-1,500	team/season	
8 Drop-in Activities (except Skatepark)	\$5.00	session	
9 Drop-in Activities Multipass (except Skatepark)	\$20 - \$100	pass	
10 Mobile Recreation	\$50 - \$100	hour	
11 Recreation Programs (City Staff Instructed)	\$10-\$300	program/class/session	[a]
12 Recreation Special Events (City staff managed)	\$5 - \$25	event	
13 Recreation Classes: Contract Classes	\$10-\$350	class	
14 Skate Park Discount Card	\$25 - \$50	card	
15 Skate Park Drop-In (w/o discount card)	\$10.00	session	
16 Drop-In Skate Park (w/discount card)	\$5.00	session	
17 Skate Park Unlimited Annual	\$200 - \$350	pass	
18 CIF Hockey	\$1800 - \$2200	team/season	
19 Aquatics Training Program (e.g. lifeguard, WSI)	\$125 - \$325	course	
20 Private Swim Lessons	\$30-\$75	class	
21 Learn to Swim Programs	\$8-\$15	class	
22 Aquatic Programs	\$5 - \$100	activity	
23 Queen Califia's Magical Circle Garden Group Tour	\$5.00	person	

City of Escondido

USER AND REGULATORY FEES - COMMUNITY SERVICES PROGRAM FEES

Activity Description	Proposed Fee	Charge Basis	Note
Advertising			
24 Rec Guide Printed Ad - Outside Back Cover Full Page	\$2,000.00	placement	[b]
25 Rec Guide Printed Ad - Inside Front Cover Full Page	\$1,850.00	placement	[b]
26 Rec Guide Printed Ad - Inside Back Cover Full Page	\$1,850.00	placement	[b]
27 Rec Guide Printed Ad - Inside Front Cover 1/2 Page	\$1,125.00	placement	[b]
28 Rec Guide Printed Ad - Inside Back Cover 1/2 Page	\$1,125.00	placement	[b]
29 Rec Guide Printed Ad - Interior Full Page	\$1,500.00	placement	[b]
30 Rec Guide Printed Ad - Interior 1/2 Page	\$875.00	placement	[b]
31 Rec Guide Printed Ad - Interior 1/4 Page	\$525.00	placement	[b]
32 Rec Guide Digital Ad - Inside Front Cover 1/2 Page	\$665.00	placement	
33 Rec Guide Digital Ad - Interior Full Page	\$750.00	placement	
34 Rec Guide Digital Ad - Interior 1/2 Page	\$550.00	placement	
35 Facility advertising (banners, signs, stickers)	\$300-\$5000	item	
Permits			
36 Filming / Photography Permit Fee (student films exempt)	\$100.00	application	
37 Special Event Permit Fee for Escondido non-profits	\$75.00	application	
38 Special Event Permit Fee for other non-profits not located in Escondido	\$150.00	application	
39 Special Event Permit Fee for all other organizations	\$300.00	application	
40 Banner Permits	cost recovery	application	[c]
41 Model Rocket Launch Permit	\$25.00	application	
Merchandise			
42 Queen Califia's Magical Circle Garden Merchandise	\$5 - \$50	item	
43 Merchandise	\$1 - \$20	each	
44 Swim Diaper	\$3.00	each	

[a] Lower starting price to accommodate senior activities.

[b] No savings for multiple add placements, as we only print once a year.

[c] Not officially on the fee schedule, but is being charged and we need to get to cost recovery.



STAFF REPORT

June 5, 2024
File Number 0430-30

SUBJECT

FIVE-YEAR CAPITAL IMPROVEMENT PROGRAM AND FISCAL YEAR 2024/25 CAPITAL IMPROVEMENT PROGRAM BUDGET STATUS

DEPARTMENT

Finance

RECOMMENDATION

Request the City Council to review the proposed Fiscal Year 2024/25 Five-Year Capital Improvement Program and Budget and authorize staff to return with the Fiscal Year 2024/25 Capital Improvement Program and Budget for final adoption on June 19, 2024.

Staff Recommendation: Provide Direction (Finance: Christina Holmes, Director of Finance)

Presenter: Lyn Cruz, Accountant II

FISCAL ANALYSIS

The Preliminary Five-Year Capital Improvement Program and Budget document can be viewed on the City's website: <https://escondido.gov/187/Capital-Improvement-Program>.

PREVIOUS ACTION

The preliminary Five-Year CIP and FY2023/24 CIP Budget update was taken to the City Council on May 22, 2023. The City Council approved the Five-Year CIP and Budget for FY2023/24 on June 21, 2023.

BACKGROUND

The Five-Year Capital Improvement Program ("CIP") is a five-year planning tool for major infrastructure, capital construction, improvements, maintenance projects, and other non-capital type projects to accommodate restricted funding requirements. The CIP budget is adopted for a single year only, but the plan includes projected programming over a five-year period. The budget is updated and developed annually with a review of on-going projects, determination of available funding, and evaluation and prioritization of projects that respond to current needs and priorities of the City of Escondido ("City").

Section 1 of the linked Preliminary CIP Budget lists the staff recommendations of projects to be funded in the FY2024/25 Five-Year Capital Improvement Program. A detailed description of each project and the



CITY *of* ESCONDIDO

STAFF REPORT

funding source is provided, sorted by the type of project: General City, Parks and Recreation, Public Safety, Public Works, Streets, Wastewater Utilities and Water Utilities.

Section 2 of the linked Preliminary CIP Budget lists the unfunded future capital projects and the deferred maintenance and replacement projects that we are unable to fund through operations.

A description of funding sources and projected available balances and uses are listed in Section 3 of the Preliminary CIP Budget. Nearly all capital projects in the City are paid for using funds which are restricted in some fashion by the funding source:

- Gas Tax, Road Maintenance and Rehabilitation funds, and Transnet funding account for a majority of the City's \$14 million in street projects.
- Development Impact fees, including Park Development, Public Art, Public Facilities, Storm Drain, and Traffic Impact Fees, are collected for the purpose of mitigating the impact of the development on the community. As the City continues to experience growth and expansion resulting from new development, it is anticipated that in FY2024/25, approximately \$6.1 million from collections of development impact fees will be available to support appropriate projects.
- Water and Wastewater Capital Projects totaling \$3.9 million this year are funded by a combination of customer fees.



STAFF REPORT

June 5, 2024
File Number 0230-50

SUBJECT

NOISE ORDINANCE

DEPARTMENT

City Attorney's Office and Police Department

RECOMMENDATION

Request the City Council receive a presentation on the City's current noise ordinance.

Staff Recommendation: None (Police Department: Edward Varso, Chief of Police)

Presenter: Ryan Banks, Police Captain

ESSENTIAL SERVICE – Yes, Police Services

COUNCIL PRIORITY – Eliminate Structural Deficit; Improve Public Safety; Increase Retention and Attraction of People and Businesses to Escondido;

BACKGROUND

Between 2020 and 2023, the Escondido Police Department received an annual average of 73,135 calls for service. Each year approximately 2.8 percent of these calls for service (2066) were noise related. Noise related calls are labeled as general noise complaints, barking dogs and party related. The characterization will vary based on the caller's complaint. General noise complaints may include loud talking, landscape maintenance, and construction noise. In 2023, the Escondido Police Department received approximately 1800 general noise complaints, 155 related to loud parties and 55 barking dog complaints.

Although the Escondido Police Department does not currently track noise complaints related to short term rental properties, an analysis of the 2023 noise complaints revealed three short term rental properties generated 9 of the 155 loud party complaints.

The Escondido Police Department responds to most noise complaints as Priority 4 calls. Barking dog complaints are the lowest Priority 5 calls. Police response to Priority 4 and 5 calls will be delayed when available police assets are busy with higher priority calls.



CITY *of* ESCONDIDO

STAFF REPORT

State and federal constitutional law prohibit most restrictions on free speech. Reasonable regulations on volume of speech are permissible but prohibition of all loud speech is not. California law prohibit noise that is maliciously and willfully intended to disturb others, Cal. Penal Code Section 415, see Attachment (1). Someone acts maliciously when he or she intentionally does a wrongful act or when he or she acts with the unlawful intent to annoy or injure someone else. Someone commits an act willfully when he or she does it willingly or on purpose.

Cal. Penal Code section 415 is commonly known as “disturbing the peace.” Properly construed, the term “noise” as used in disturbing the peace statute encompasses communications made in loud manner only when there is clear and present danger of violence or when communication is not intended as such but is merely guise to disturb persons. The distinction between protected communications and noise intended to disturb others can create a significant enforcement challenge.

The Escondido Police Department does not respond to noise complaints unless a person agrees to sign a citizen’s arrest form. One of the requirements for enforcement of the California Penal Code is a person’s peace must be disturbed. In California, a police officer’s “peace” cannot be disturbed. This requires law enforcement to have a victim who is willing to sign a citizen’s arrest to enforce.

The Escondido Municipal Code Noise Abatement Article, see Attachment (2), also provides enforcement authority similar to that found under the California Penal Code. But, the enforcement of local laws must navigate similar constitutional rights to free speech.

ATTACHMENTS

- a. Attachment “1”- California Penal Code 415
- b. Attachment “2”- Escondido Municipal Code Chapter 17, Article 12, Noise Abatement and Control.

§ 415. Fighting; noise; offensive words, CA PENAL § 415

West's Ann.Cal.Penal Code § 415
§ 415. Fighting; noise; offensive words

Currentness

Any of the following persons shall be punished by imprisonment in the county jail for a period of not more than 90 days, a fine of not more than four hundred dollars (\$400), or both such imprisonment and fine:

- (1) Any person who unlawfully fights in a public place or challenges another person in a public place to fight.
- (2) Any person who maliciously and willfully disturbs another person by loud and unreasonable noise.
- (3) Any person who uses offensive words in a public place which are inherently likely to provoke an immediate violent reaction.

Credits

(Added by Stats.1974, c. 1263, p. 2742, § 2. Amended by Stats.1976, c. 298, p. 606, § 1; Stats.1983, c. 1092, § 283, eff. Sept. 27, 1983, operative Jan. 1, 1984.)

West's Ann. Cal. Penal Code § 415, CA PENAL § 415
Current with urgency legislation through Ch. 11 of 2024 Reg.Sess. Some statute sections may be more current, see credits for details.

Select Language ▼

City of Escondido, CA
Wednesday, May 29, 2024

Chapter 17. Offenses—Miscellaneous Provisions

Article 12. NOISE ABATEMENT AND CONTROL

§ 17-226. General provisions.

- (a) The city council of the City of Escondido finds and declares that:
- (1) Inadequately controlled noise presents a growing danger to the health and welfare of the residents of the City of Escondido;
 - (2) The making and creating of disturbing, excessive, offensive or unusually loud noises within the jurisdictional limits of the City of Escondido is a condition which has persisted and the level and frequency of occurrence of such noises continue to increase;
 - (3) The making, creation or continuance of such excessive noises which are prolonged or unusual in their time, place and use effect and are a detriment to the public health, comfort, convenience, safety, welfare and prosperity of the residents of the City of Escondido;
 - (4) Every person is entitled to an environment in which the noise is not detrimental to his or her life, health and enjoyment of property; and
 - (5) The necessity in the public interest for the provisions and prohibitions hereinafter contained and enacted is declared to be a matter of legislative determination and public policy and it is further declared that the provisions and prohibitions hereinafter contained and enacted are in the pursuance of and for the purpose of securing and promoting the public health, comfort, convenience, safety, welfare, prosperity, peace and quiet of the City of Escondido and its inhabitants.
- (b) As criteria for this article, Table 17-226A is a chart showing sound levels and their expected impact in terms of human response. Table 17-226B is a list of National Goals for Noise Reduction as set forth by the U.S. Environmental Protection Agency in their publication "Toward a National Strategy for Noise Control," April 1977.
- (c) This article shall apply to all areas within the municipal limits of the City of Escondido, including public parks, unless otherwise provided.

Table 17-226A
Sound Levels and Human Response

Common Sounds	Noise Level (dB)	Effect
Carrier deck	140	Painfully loud
Jet operation		
Air raid siren		
Jet takeoff (200 feet)		
Thunderclap		
Discotheque	120	Maximum vocal effort
Auto horn (3 feet)		
Pile drivers	110	
Chain saw		
Garbage truck	100	
Power lawn mower (4 feet)		
Heavy truck (50 feet)	90	Very annoying
City traffic		Hearing damage (8 hours)
Alarm clock (2 feet)	80	Annoying
Hair dryer		
Vacuum cleaner (5 feet)		
Noisy restaurant/freeway traffic	70	Telephone use difficult
Air conditioning unit (20 feet)	60	Intrusive
Light auto traffic (100 feet)	50	Quiet
Living room	40	
Bedroom		
Quiet office		
Library	30	Very quiet
Soft whisper (15 feet)		
Broadcasting studio	20	
	10	Just audible
	0	Hearing begins

This decibel (dB) table compares some common sounds and shows how they rank in potential harm to hearing. Note that 70 dB is the point at which noise begins to harm hearing, that 60 dB is the threshold of stress response, and 45 dB disturbs sleep. To the ear, each 10 dB seems twice as loud.

Table 17-226B**List of National Goals for Noise Reduction**

- A. To take all practical steps to eliminate hearing loss from noise exposure;
- B. To reduce environmental noise exposure to an Ldn value of no more than 75 dB immediately;
- C. To reduce noise exposure levels to Ldn 65 dB by vigorous regulatory and planning actions;
- D. To strive for an eventual reduction of noise levels to an Ldn of 55 dB.

(Ord. No. 90-8, § 2, 3-28-90)

§ 17-227. Definitions.

Whenever the following words and phrases are used in this article, unless otherwise defined herein, they shall have the meaning ascribed to them in this section:

"Ambient sound level" means the composite noise from all sources near and far. In this context, the ambient noise level constitutes a normal or existing level of environmental noise at a given location and time.

"A-weighted sound level" means the sound level in decibels as measured on a sound level meter using the A-weighting network. The level so read is designated db(A) or dBA.

"Average sound level" means a sound level typical of the sound levels at a certain place during a given period of time, averaged by the general rule of combination for sound levels, said general rule being set forth in American National Standard Specifications for Sound Level Meters SI.4-1971. Average sound level is also called equivalent continuous sound level (Leq).

"Commercial purpose, loud speaking amplifiers for advertising" means and includes the use, operation or maintenance of any sound amplifying equipment for the purpose of advertising any business, or any goods, or any services, or for the purpose of attracting the attention of the public to or advertising for, or soliciting patronage or customers to or for any performance, show, entertainment, exhibition or event, or for the purpose of demonstrating such sound equipment.

"Construction" means any site preparation, assembly, substantial repair, demolition, alteration or similar action, for or of public or private rights-of-way, structures, utilities or similar property or similar activity upon public or private structures or land.

"Construction equipment" means any tools, machinery or equipment used in connection with construction operations including all types of "special construction" equipment as defined in the pertinent sections of the California Vehicle Code when used in the construction process or any construction site, regardless of whether such construction site be located on-highway or off-highway.

"Container" shall mean any receptacle, regardless of contents, manufactured from wood, metal, plastic, paper or any other material including but not limited to any barrel, basket, box, crate, tub, bottle, can or refuse container.

"Continuous sound" means sound which is of a steady and uninterrupted nature of a specified time period. For the purposes of this article, the minimum time period shall be one hour.

"Cumulative period" means an additive period of time composed of individual time segments which may be continuous or interrupted.

"Decibel" means a unit for measuring the amplitude of sound, equal to 20 times the logarithm to the base 10 of the ratio of the pressure of the sound measured to the reference pressure, which is (twenty) 20 micro-Pascals.

"Disturbing, excessive or offensive" means:

- (1) Any sound or noise which constitutes a nuisance involving discomfort or annoyance to persons of normal sensitivity residing in the area.
- (2) Any sound or noise exceeding criteria standards, or levels as set forth in this article.

"Emergency work" means work made necessary to restore property to safe condition following a public calamity or work required to protect persons or property from imminent exposure to danger or work by public or private utilities when restoring utility service.

"Enforcement officer" means the city employee and/or police officer having lead responsibility for enforcing this article; and, the city employee having responsibility for making noise surveys, noise analyses, noise investigations and for the administration of this article.

"Environmental noise" (see "Noise disturbance—environmental").

"Fixed noise source" means a stationary device which creates sounds while fixed or motionless, including but not limited to residential, agricultural, industrial and commercial machinery and equipment, pumps, fans, compressors, air conditioners, refrigeration equipment and cyclone blowers.

"Impulsive sound" means sound of short duration, usually less than one second, with an abrupt onset and rapid decay. Examples of sources of impulsive sound include explosions, drop forge impacts and the discharge of firearms.

"Intermittent sound" means sound which is not continuous or which is of a cyclic or repetitive nature.

"Intrusive noise" means that noise which intrudes over and above the existing ambient noise at a given location. The relative intrusiveness of a sound depends upon its amplitude, duration, frequency and time of occurrence, and tonal or informational content as well as the prevailing ambient noise level.

"Mobile noise source" means any noise source other than a fixed noise source.

"Motor vehicles" shall mean any and all self-propelled vehicles as defined in the California **Vehicle Code** and shall specifically include, but not be limited to, "mini-bikes" and "go-carts."

"Multiple family dwelling or multi-residential" means a building or portions thereof designed for or used exclusively for residence purposes by three or more families or housekeeping units, living independently of one another.

"Noise disturbance" means any noise exceeding the noise level limits for a designated receiving land use category specified in Table 17-226B of this article shall be deemed to be a noise disturbance.

- (1) Noise Disturbance—Environmental. Those noise disturbances resulting from land use activity normally permitted under the land use code, but which exceed the noise level limits set by this code for that particular land use. Environmental noise sources are specified in, but not limited by the list in Appendix 17-A, set out at the end of this article.
- (2) Noise Disturbance—Nuisance. Those noise disturbances, other than environmental noise disturbances, which because of their unusual presence are considered harmful to health and well-being, annoying, obnoxious and unpleasant. Nuisance noise disturbances are specified in, but not limited to, the examples in Appendix 17-A, set out at the end of this article.

"Noise level" means "sound level" and the terms may be used interchangeably herein.

"Noise sensitive zone" means any area designated by the planning commission for the purpose of ensuring exceptional quiet.

"Noncommercial purpose, loud speaking amplifiers for advertising" means the use, operation or maintenance of any sound equipment for other than a "commercial purpose." Noncommercial purpose means and includes, but shall not be limited to, philanthropic, political, patriotic and charitable purposes.

"Person" means a person, firm, association, copartnership, joint venture, corporation or any entity, public or private.

"Powered model vehicles" means, but shall not be limited to airborne, waterborne or landborne vehicles such as model airplanes, model boats and model vehicles of any type or size which are not designed for carrying persons or property and which can be propelled in any form other than manpower or windpower.

"Pure tone" means any sound which can be judged as audible as a single pitch or a set of single pitches by the enforcement officer or police officer.

"Sound amplifying equipment" means any machine or device, mobile or stationary used to amplify music, the human voice, or any sound.

"Sound level (noise level)" means the weighted sound pressure level obtained by the use of a sound level meter and frequency weighting network as specified in American National Standards Institute specifications for sound level meters (ANSI SI.4-1971, or the latest revision thereof). If the frequency weighting employed is not indicated, the A-weighting is implied.

"Sound level meter" means an instrument, including a microphone, an amplifier, readout and frequency weighting networks for the measurement of sound levels, which meets or exceeds the requirements pertinent for type S2A meters in the American National Standards Institute Specifications for Sound Level Meters, SI.4-1971 or the latest revision thereof.

"Sound truck" means any motor vehicle or other vehicle regardless of motive power whether in motion or stationary having mounted thereon, built-in or attached thereto any sound amplifying equipment other than a car radio or television.

"Vibration perception threshold" means the minimum ground-borne or structure-borne vibrational motion necessary to cause a normal person to be aware of the vibration by such direct means as, but not limited to, sensation by touch or visual observation of moving objects. The perception threshold shall be presumed to be a motion velocity of 0.01 in/sec over the range of 1 to 100 Hz.

"Water craft" means any boat, ship, barge, craft or floating thing designed for navigation in the water which is propelled by machinery, whether or not such machinery is the principal source of propulsion, but shall not include a vessel possessing a valid marine document issued by the United States Bureau of Customs or any federal agency successor thereto.

Supplementary definitions of technical terms. Definitions of technical terms not defined herein shall be obtained from the American National Standard, "Acoustical Terminology" SI.1-1961 (R-1971) or the latest revision thereof.

(Ord. No. 90-8, § 2, 3-28-90)

§ 17-228. Sound level measurement.

- (a) Any sound or noise measurement made pursuant to the provisions of this article shall be measured with a sound level meter using the A-weighting and "slow" response pursuant to applicable manufacturer's instructions.
- (b) The sound level meter shall be appropriately calibrated and adjusted as necessary by means of an acoustical calibrator of the coupler-type to assure meter accuracy within the tolerances set forth in American National Standards ANSI-SI.4-1971.
- (c) For outside measurements, the microphone shall be not less than four feet above the ground, at least four feet distant from walls or other large reflecting surfaces and shall be protected from the effects of wind noises by the use of appropriate wind screens and the location selected shall be at any point on the affected property. In cases when the microphone must be located within 10 feet of walls or similar large reflecting surfaces, the actual measured distances and orientation of sources,

microphone and reflecting surfaces shall be noted and recorded. In no case shall a noise measurement be taken within five feet of the noise source.

Item 11.

- (d) For inside measurements, the microphone shall be at least three feet distant from any wall, ceiling or partition, and the average measurement of at least three microphone positions throughout the room shall be determined.

(Ord. No. 90-8, § 2, 3-28-90)

§ 17-229. Sound level limits.

- (a) Unless a variance has been applied for and granted pursuant to this article, it shall be unlawful for any person to cause or allow the creation of any noise to the extent that the one-hour average sound level, at any point on or beyond the boundaries of the property on which the sound is produced, exceeds the applicable limits set forth in the following table, except that construction noise level limits shall be governed by Section 17-234 of this article.

TABLE 17-229

Zone	Time	Applicable Limit One-hour Average Sound Level (Decibels)
Residential zones	7 a.m. to 10 p.m.	50
	10 p.m. to 7 a.m.	45
Multi-residential zones	7 a.m. to 10 p.m.	55
	10 p.m. to 7 a.m.	50
Commercial zones	7 a.m. to 10 p.m.	60
	10 p.m. to 7 a.m.	55
Light industrial/ Industrial park zones	Anytime	70*
General industrial zones	Anytime	75*

Notes:

- * Subject to provisions of Section 17-229 (c)(5).

- (b) Maximum Permissible Sound Levels by Receiving Land Use.

- (1) The noise standards for the various categories of land use as presented in subsection (a) of this section shall, unless otherwise specifically indicated, apply to each property or portion of property substantially used for a particular type of land use reasonably similar to the land use types shown in subsection (a) of this section. Where two or more dissimilar land uses occur on a single property, the more restrictive noise limits shall apply.
- (2) Additional land use classifications may be added by action of the city council to reflect both lower and higher existing ambient levels than those shown.

- (3) Where doubt exists when making identification of receiving land use, the city manager shall make an interpretation.
 - (4) No person shall operate or cause to be operated, any source of sound at any location within the city or allow the creation of any noise on property owned, leased, occupied or otherwise controlled by such person, which causes the noise level to exceed the environmental and/or nuisance interpretation of the applicable limits given in subsection (a) of this section.
 - (5)
 - (A) Environmental noise shall be measured by the equivalent sound level (Leq) for such hours as are specified.
 - (B) Nuisance noise shall be measured as a sound level not to be exceeded at any time.
 - (C) Sound levels by receiving land use shall be measured at the boundary or at any point within the boundary of the property affected.
 - (D) Fixed location public utility distribution or fixed transmission facilities, located on or adjacent to a property line shall be subject to noise level limits of this section measured at or beyond six feet from the boundary of the easement upon which the equipment is located.
- (c) Corrections to Exterior Noise Level Limits.
- (1) If the noise is continuous, the Leq for any hour will be represented by any lesser time period within that hour. Noise measurements of a few minutes only will thus suffice to define the noise level.
 - (2) If the noise is intermittent, the Leq for any hour may be represented by a time period typical of the operating cycle. Measurement should be made of a representative number of noisy/quiet periods. A measurement period of not less than 15 minutes is, however, strongly recommended when dealing with intermittent noise.
 - (3) In the event the alleged offensive noise, as judged by the enforcement officer, contains a steady, audible sound such as a whine, screech or hum, or contains a repetitive impulsive noise such as hammering or riveting, the standard limits set forth in Table 17-229 shall be reduced by 10 dB or to the ambient noise level when such noises are not occurring.
 - (4) If the measured ambient level exceeds that permissible in subsection (a) of this section, the allowable noise exposure standard shall be the ambient noise level. The ambient level shall be measured when the alleged noise violations source is not operating.
 - (5) The sound level limit at a location on a boundary between two land use classifications is the limit applicable to the receiving land use; provided, however, that the one-hour average sound level limit applicable to extractive industries including but not limited to borrow pits and mines, shall be 75 decibels (dB) at the property line regardless of the zone where the extractive industry is actually located.

Fixed-location public utility distribution or transmission facilities located on or adjacent to a property line shall be subject to the noise level limits of this section, measured at or beyond six feet from the boundary of the easement upon which the equipment is located.

Item 11.

(Ord. No. 90-8, § 2, 3-28-90)

§ 17-230. Motor vehicles.

- (a) Repairs of Motor Vehicles. It shall be unlawful for any person within the city to repair, rebuild or test any motor vehicle in such a manner as to cause disturbing, excessive, or offensive noises as defined in section 17-227 (k) of this article.
- (b) On-Highway. Violations for exceeding applicable noise level limits as to persons operating motor vehicles on a public street or highway in the city shall be prosecuted under applicable California Vehicle Code provisions and under federal regulation adopted pursuant to 42 U.S.C. 4905 (a)(1)(A), (B), and (C)(ii), (iii) for which enforcement responsibility is delegated to local governmental agencies.
- (c) Off-Highway. Except as otherwise provided for in this article, it shall be unlawful to operate any motor vehicle of any type on any site other than on a public street or highway as defined in the California **Vehicle Code** in a manner so as to cause noise in excess of those noise levels permitted for on-highway motor vehicles as specified in the table "35 miles per hour or less speed limits" contained in Section 23130 of the California **Vehicle Code**.
- (d) Emergency Vehicles. Nothing in this section shall apply to authorized emergency vehicles when being used in emergency situations.
- (e) Urban Transit Buses. Buses as defined in the California **Vehicle Code** shall at all times comply with the requirements of this section.

(Ord. No. 90-8, § 2, 3-28-90)

§ 17-231. Powered model vehicles.

It shall be unlawful for any person to operate any powered model vehicle except between the hours of seven a.m. and nine p.m. and then only in such a manner so as not to emit noise in excess of those levels set forth in section 17-229; however, if powered model vehicles are operated in public parks at a point more than 100 feet from the property line, the noise level shall be determined at a distance of 100 feet from the noise source instead of at the property line, and noises from powered model vehicles measured at that distance in excess of the noise limits specified in section 17-229 of this article are prohibited.

(Ord. No. 90-8, § 2, 3-28-90)

§ 17-232. Refuse vehicles and parking lot sweepers.

No person shall operate, or permit to be operated, a refuse compacting, processing, or collection vehicle or parking lot sweeper between the hours of 10 p.m. to six a.m. in or adjacent to any residential zone unless a variance has been applied for and granted pursuant to this article.

(Ord. No. 90-8, § 2, 3-28-90)

§ 17-233. (Reserved)

§ 17-234. Construction equipment.

Except for emergency work, it shall be unlawful for any person, including the City of Escondido, to operate construction equipment as follows:

- (a) It shall be unlawful for any person, including the City of Escondido, to operate construction equipment at any construction site, except on Monday through Friday during a week between the hours of seven a.m. and six p.m. and on Saturdays between the hours of nine a.m. and five p.m., and provided that the operation of such construction equipment complies with the requirements of subsection (d) of this section.
- (b) It shall be unlawful for any person, including the City of Escondido, to operate construction equipment at any construction site on Sundays and on days designated by the president, governor or city council as public holidays.
- (c) A person may operate construction equipment at his/her residence or for the purpose of constructing or modifying a residence for himself/herself on Monday through Friday of a week between the hours of seven a.m. and six p.m., and on Saturdays, Sundays, and holidays between the hours of nine a.m. and five p.m.; provided, that such operation of construction equipment is not carried on for profit or livelihood and complies with the requirements of subsection (d) of this section.
- (d) No construction equipment or combination of equipment, regardless of age or date of acquisition, shall be operated so as to cause noise in excess of a one-hour average sound level limit of 75 dB at any time, unless a variance has been obtained in advance from the city manager.
- (e) Persons engaged in construction for profit or as a business shall post signs at conspicuous places on a construction site, indicating hours of work as prescribed by this article or authorized by permit and the applicable noise level limits.

(Ord. No. 90-8, § 2, 3-28-90)

§ 17-235. Containers and construction material.

It shall be unlawful for any person to handle or transport or cause to be handled or transported in any public place, any container or any construction material in such a way as to create a disturbing, excessive or offensive noise as defined under section 17-227 (k) of this article.

(Ord. No. 90-8, § 2, 3-28-90)

§ 17-236. Signal device for food trucks.

Item 11.

No person shall operate or cause to have operated or used any sound signal device other than sound-amplification equipment attached to a motor vehicle wagon or manually propelled cart from which food or any other items are sold which emits a sound signal more frequently than once every 10 minutes in any one street block and with a duration of more than 10 seconds for any single emission. The sound level of this sound signal shall not exceed 90 decibels at 50 feet.

(Ord. No. 90-8, § 2, 3-28-90)

§ 17-237. Landscape equipment.

It shall be unlawful for any person, including the City of Escondido to use any motorized landscape equipment, including but not limited to power blowers and vacuums, which causes a disturbing, excessive or offensive noise as defined under section 17-227 (k) of this article.

(Ord. No. 90-8, § 2, 3-28-90)

§ 17-238. Grading.

- (a) It shall be unlawful for any person, including the City of Escondido, to do any authorized grading at any construction site, except on Mondays through Fridays during a week between the hours of seven a.m. and six p.m. and, provided a variance has been obtained in advance from the city manager, on Saturdays from 10 a.m. to five p.m.
- (b) For the purpose of this section, "grading" shall include but not be limited to compacting, drilling, rock crushing or splitting, bulldozing, clearing, dredging, digging, filling and blasting.
- (c) In addition, any equipment used for grading shall not be operated so as to cause noise in excess of a one hour sound level limit of 75 dB at any time when measured at or within the property lines of any property which is developed and used in whole or in part for residential purposes, unless a variance has been obtained in advance from the city manager.

(Ord. No. 90-8, § 2, 3-28-90)

§ 17-239. Multiple family dwelling units.

Notwithstanding any other provisions of this article, it shall be unlawful for any person to create, maintain, or cause to be maintained any sound within the interior of any multiple family dwelling unit which causes the noise level to exceed those limits set forth below in any other dwelling unit:

MISSING TABLE

The monitoring procedures outlined under section 17-228 shall be followed in enforcing this section.

Item 11.

(Ord. No. 90-8, § 2, 3-28-90)

§ 17-240. General noise regulations.

- (a) General Prohibitions. In the absence of objective measurement by use of a sound level meter, it additionally shall be unlawful for any person to make, continue or cause to be made or continued, within the limits of said city, any disturbing, excessive or offensive noise which causes discomfort or annoyance to reasonable persons of normal sensitivity.

The characteristics and conditions which should be considered in determining whether a violation of the provisions of this section exists, include, but are not limited to, the following:

- (1) The level of noise;
 - (2) Whether the nature of the noise is usual or unusual;
 - (3) Whether the origin of the noise is natural or unnatural;
 - (4) The level of the background noise;
 - (5) The proximity of the noise to sleeping facilities;
 - (6) The nature and zoning of the area within which the noise emanates;
 - (7) The density of the inhabitation of the area within which the noise emanates;
 - (8) The time of the day or night the noise occurs;
 - (9) The duration of the noise;
 - (10) Whether the noise is recurrent, intermittent or constant; and
 - (11) Whether the noise is produced by a commercial or noncommercial activity.
- (b) Disturbing, Excessive or Offensive Noises. The following acts are declared to be disturbing, excessive and offensive noises in violation of this section, but said enumeration shall not be deemed to be exclusive, namely:
- (1) Horns, Signaling Devices, etc. Violations for disturbing, excessive or offensive noises associated with the use or operation of horns, signaling devices, etc., on automobiles, motorcycles, or any other vehicles, except as provided in section 17-232 shall be prosecuted under applicable provisions of the California **Vehicle Code**.
 - (2) Radios, Television Sets, Phonographs, and Similar Devices.
 - (i) Uses Restricted. The use, operation or permitting to be played, used or operated, any stereo receiver, radio, cassette tape player, compact disc player, musical instrument, phonograph, television set or other device for

the production or reproduction of sound in such manner as to disturb the peace, quiet and comfort of neighboring residents or persons of normal sensitivity located in the area; or in a manner to exceed those levels set forth in section 17-229 when measured at a distance of 25 feet from such device operating in a public right-of-way or public space, whether from a mobile or fixed source, except that subject to permit issued by the City of Escondido specifying time, location and other conditions, amplified sound may be permitted within city parks, provided that said sound does not exceed a level of ninety decibels (90 dB), 50 feet from the source or exceed those levels set forth in section 17-229 at the park boundary.

- (ii) Prima Facie Violations. The operation of any such stereo receiver, radio, cassette tape player, compact disc player, instrument, phonograph, television set, machine or similar device between the hours of 10 p.m. and eight a.m. in such a manner and whether from a fixed or mobile source as to be plainly audible at a distance of 50 feet from the building, structure or vehicle in which it is located, or the operation of any sound amplifier, which is part of, or connected to, any radio, stereo receiver, compact disc player, cassette tape player or other similar device, when operated in such a manner and at any time and whether from a fixed or mobile source as to be plainly audible at a distance of 50 feet, or when operated in such a manner as to cause a person to be aware of vibration accompanying the sound at a distance of 50 feet from the source, shall be prima facie evidence of a violation of this section.
- (iii) Enforcement of Prima Facie Violations.
 - (A) Any person who is authorized to enforce the provisions of this article and who encounters prima facie evidence of a violation of this section is empowered to confiscate and impound as evidence, any or all of the components amplifying or transmitting the sound.
 - (B) Any peace officer, as defined in Chapter 4.5 (commencing with Section 830) of the **Penal Code**, who encounters prima facie evidence of a violation of this section whereby the component(s) amplifying or transmitting the sound are attached to a vehicle may impound the vehicle, as containing evidence of a criminal offense, when the amplifying and/or transmitting component(s) cannot be readily removed from the vehicle without damaging the component(s) or the vehicle.
- (3) Loud Speaking Amplifiers for Advertising. The use, operation, or the permitting to be played, used or operated of any sound production or reproduction device or machine including but not limited to radio receiving sets, phonographs, musical instruments, loudspeakers and sound amplifiers, for commercial or business advertising purposes in, upon, over or across any street, alley, sidewalk, park or public property in such a manner as to violate the provisions of this article is prohibited. This provision shall not be applicable to sound amplifying equipment mounted on any sound truck or vehicle for commercial or noncommercial purposes where the owner or operator complies with the following requirements:

- (i) The only sounds permitted are music or human speech;
 - (ii) Operations are permitted between the hours of eight a.m. and nine p.m. or after nine p.m. during public events and affairs of interest to the general public;
 - (iii) Sound amplifying equipment shall not be operated unless the sound truck upon which such equipment is mounted is operated at a speed of at least 10 miles per hour, except when said truck is stopped or impeded by traffic. Where stopped by traffic the said sound amplifying equipment shall not be operated for longer than one minute at each stop.
 - (iv) Sound shall not be issued within 100 yards of hospitals, schools, churches, or courthouses, or other noise-sensitive zones.
 - (v) The volume of sound shall be controlled so that said volume is not raucous, jarring, disturbing or a nuisance to persons within the area of audibility and so that the volume of sound shall not exceed a sound level of 65 decibels (on the "A" scale) at a distance of 60 feet from the sound amplifying equipment as measured by a sound level meter which meets the American National Standard ANSI S1.4-1971 or the latest revision thereof.
 - (vi) No sound amplifying equipment shall be operated unless the axis of the center of any sound reproducing equipment used shall be parallel to the direction of travel of the sound truck; provided, however, that any sound reproducing equipment may be so placed upon said sound truck as to not vary more than 15 degrees on either side of the axis of the center of the direction of travel.
 - (vii) No sound truck with its amplifying device in operation shall be driven on the same street past the same point more than twice in a period of one hour.
- (4) Yelling, Shouting, etc. Disturbing or raucous yelling, shouting, hooting, whistling or singing on the public streets, particularly between the hours of 10 p.m. and eight a.m. or at any time or place so as to annoy or disturb the quiet, comfort or repose of neighboring residents or persons of normal sensitivity within the area for whatever reason, is prohibited.
- (5) Animals. The keeping or maintenance, or the permitting to be kept or maintained upon any premises owned, occupied or controlled by any person of any animal, which includes fowl, which by any frequent or long continued noise shall cause annoyance or discomfort to persons of normal sensitivity in the vicinity; provided, however, that nothing contained herein shall be construed to apply to occasional noises emanating from legally operated dog and cat hospitals, humane societies, pounds, farm or agricultural facilities, or areas where keeping of animals is permitted. The written affirmation by two persons having separate residences in the vicinity of the alleged violation that such violation of this section disturbs the peace and quiet of said persons shall be prima facie evidence of a violation of this section.

- (6) Schools, Courts, Churches, Hospitals. The creation of any noise on any street, sidewalk or public place adjacent to any school, institution of learning (except recreational areas of schools), church, court, library or other noise-sensitive zone, while the same are in use, or adjacent to a hospital, rest home, or long-term medical or mental care facility which noise interferes with the workings of such institution or which disturbs or annoys patients in the hospital, rest home, or long-term medical or mental care facility, provided conspicuous signs are displayed in such streets, sidewalks or public places indicating the presence of a school, institution of learning, church, court, library, rest home, long-term medical or mental care facility, or other noise-sensitive zones, is prohibited.
 - (7) Steam Whistles. The operation, use or causing to be operated or used of any steam whistle attached to any stationary boiler is prohibited except to give notice of the time to start or stop work or as a sound signal of imminent danger.
 - (8) Engines and Motor Vehicles. Any disturbing or raucous noises caused off streets or highways by racing or accelerating the engine of any motor vehicle while moving or not moving, by the wilful backfiring of any engine and exhaust from the engine tailpipe or muffler, or from the screeching of tires, is prohibited.
 - (9) Loading, Unloading Vehicles—Opening, Destroying Bales, Boxes. The creation of a loud and excessive noise in connection with loading or unloading any vehicle or the opening and destruction of bales, boxes, crates and containers is a violation of this article.
 - (10) Transporting Metal Rails, Pillars, Columns. The loading or unloading or transportation of rails, pillars or columns of iron, steel or other material over and along streets and other public places upon carts, drays, cars, trucks, or in any other manner so loaded as to cause loud noises or as to disturb the peace and quiet of such streets or other public places is a violation of this article.
 - (11) Drums, Other Instruments to Attract Attention. No person shall use any drum or other instrument or device for the purpose of attracting attention by the creation of noise to any performance, show or sale.
 - (12) Pile Drivers, Pneumatic Hammers, etc. No person shall operate between the hours of six p.m. and seven a.m. on weekdays, or on Saturdays, Sundays or any legal holidays, any pile driver, pneumatic hammer, derrick, or other similar appliance, the use of which is attended by loud or unusual noise, unless a variance has been obtained in advance from the city manager.
 - (13) Peddlers, Hawkers, Vendors. The shouting and crying of peddlers, hawkers and vendors which disturbs the peace and quiet of the neighborhood is a violation of this article.
 - (14) Exhaust Emissions. No person shall discharge into the open air the exhaust of any steam engine, stationary internal combustion engine, blower, power fan, or motor vehicle except through a muffler or other device which will effectively prevent loud or explosive noises therefrom.
- (Ord. No. 90-8, § 2, 3-28-90)

§ 17-241. Burglar alarms.

Any building burglar alarm must have an automatic cutoff, capable of terminating its operation within 15 minutes of the time it is activated. Notwithstanding the requirements of this provision, any member of the police department of the City of Escondido shall have the right to take such steps as may be reasonable and necessary to disconnect any such alarm during the period of its activation.

No owner of a motor vehicle shall have in operation an audible burglar alarm therein unless such burglar alarm shall be capable of terminating its operation within 15 minutes of the time it is activated. Notwithstanding the requirements of this provision, any member of the police department of the City of Escondido shall have the right to take such steps as may be reasonable and necessary to disconnect any such alarm installed on a motor vehicle at any time during the period of its activation.

(Ord. No. 90-8, § 2, 3-28-90)

§ 17-242. Exemptions.

- (a) **Emergency Work.** The provisions of this article shall not apply to any emergency work as defined in section 17-227, provided that (1) a variance has been obtained from the city manager, and (2) any vehicle device, apparatus or equipment used, related to or connected with emergency work is designed, modified or equipped to reduce sounds produced to the lowest possible level consistent with effective operation of such vehicle, device, apparatus, or equipment.
- (b) **Sporting, Entertainment, Public Events.** The provisions of this article shall not apply to:
 - (1) Those reasonable sounds emanating from authorized school bands, school athletic and school entertainment events.
 - (2) Sporting, entertainment and public events which are conducted pursuant to a license or permit issued by the building director for noise exceeding criteria, standards or levels as set forth in this article.
 - (3) Those reasonable sounds emanating from a sporting, entertainment or public event; provided, however, it shall be unlawful to exceed those levels set forth in section 17-229 when measured at or within the property lines of any property which is developed and used either in part or in whole for residential purposes unless a variance has been granted allowing sounds in excess of said levels.
- (c) **Federal or State Preempted Activities.** The provisions of this article shall not apply to any activity to the extent regulation thereof has been preempted by date or federal law.
- (d) **Minor Maintenance to Residential Property.** The provisions of section 17-229 shall not apply to noise sources associated with minor maintenance to property used either in part or in whole for residential purposes provided said activities take place between the hours of seven a.m. and eight p.m. on any day except Sunday, or between the hours of 10 a.m. and eight p.m. on Sunday.
- (e) **Agricultural Operations.** The provisions of section 17-229 shall not apply to equipment associated with agricultural operations, provided, that all equipment and

machinery powered by internal-combustion engines is equipped with a proper muffler and air intake silencer in good working order, and provided further that:

- (1) Operations do not take place between seven p.m. and the following seven a.m.; or
- (2) Such operations and equipment are utilized for the preparation, planting, harvesting, protection or salvage of agricultural crops during periods of potential or actual frost damage or other adverse weather conditions; or
- (3) Such operations and equipment are associated with agricultural pest control, provided the application is made in accordance with regulations or procedures administered by the county department of agriculture; or
- (4) Such operations and equipment are associated with the application of agricultural chemicals provided the application is made in accordance with acceptable agricultural practices or upon the recommendation of an agricultural specialist.

(Ord. No. 90-8, § 2, 3-28-90)

§ 17-243. Manner of enforcement.

(a) Violations and Penalties.

- (1) It is a violation for any property owner(s) and/or person(s) in control of property to permit, or cause, a noise disturbance to be produced upon property owned by them or under their control.
- (2) It is a violation for any person or persons to create or allow the making of noise disturbance as provided by this article at any location in the city.

(b) Environmental Noise.

- (1) **Classification of Environmental Noise.** The enforcement officer shall determine that any given obtrusive noise condition that falls within the definition of environmental noise disturbance, is an environmental noise. The enforcement officer may use Appendix 17-12-A, set out at the end of this article, as an aid in making such determinations. The city manager or his or her designee shall make determinations classifying noise sources not specifically mentioned in Appendix 17-12-A.
- (2) **Responsibility.** The building director shall be responsible for investigation and enforcement of environmental noise disturbances.
- (3) **Guidelines.** The building director may, from time to time, promulgate guidelines for administration and enforcement of the provisions of this title pertaining to noise violations.
- (4) **Abatement Shall Terminate Enforcement Action.** No complaint or further action shall be taken in the event that the cause of the violation has been removed, the condition abated or fully corrected within the time period specified in a notice of violation issued by the enforcement officer.

(c) Nuisance Noise.

- (1) Classification of Nuisance Noise. The chief of police shall determine that any given obtrusive noise condition that falls within the definition of nuisance noise disturbance is a nuisance noise. The chief of police may use Appendix 17-12-A, as an aid in making such determinations. At the request of the chief of police, the city manager or his or her designee shall make determinations for classifying nuisance noise sources not specifically mentioned in Appendix 17-12-A.
- (2) Responsibility. The chief of police shall be responsible for investigation and enforcement of nuisance noise disturbances.
- (3) Guidelines. The chief of police may, from time to time, promulgate guidelines for administration and enforcement of the provisions of this title pertaining to nuisance noise violations.
- (4) Abatement Order. The officer responsible for enforcement of any provisions of this section may issue an order requiring abatement of a sound source alleged to be in violation within a reasonable time period and according to guidelines which the chief of police may prescribe. Such orders of abatement shall be administered in writing. Failure to comply may be held as a violation of this title.

(d) Enforcement of Noise Disturbances That are Both Environmental and Nuisance.

- (1) Where investigation reveals that offending noise violates both the environmental noise regulations and the nuisance noise regulations, the offense shall be enforced as a nuisance noise violation unless the chief of police makes a specific finding that the environmental noise regulations more nearly apply, in which case the environmental noise regulations shall apply.
- (2) Nothing contained in this provision shall limit the city's ability to prosecute noise violations as both environmental and nuisance noise.

(Ord. No. 90-8, § 2, 3-28-90)

§ 17-244. Violations—Misdemeanors.

Any person violating any of the provisions of this article shall be deemed guilty of a misdemeanor and upon conviction thereof shall be fined in an amount not exceeding \$1,000 or be imprisoned for a period not exceeding six months, or by both such fine and imprisonment. Each day such violation is committed or permitted to continue shall constitute a separate offense and shall be punishable as such.

(Ord. No. 90-8, § 2, 3-28-90)

§ 17-245. Violations—Additional remedies—Injunctions.

As an additional remedy the operation or maintenance of any device, instrument, vehicle, machinery, or other item in violation of any provision of this article for which operation or maintenance causes discomfort or annoyance to persons of normal

sensitivity or which endangers the comfort, repose, health or peace of residents in the area, shall be deemed and is declared to be a public nuisance and shall be subject to summary abatement in order to preserve or protect the public health, safety or welfare, abatement by a restraining order or injunction issued by a court of competent jurisdiction.

(Ord. No. 90-8, § 2, 3-28-90)

§ 17-246. False statement.

No person shall knowingly make a false statement or submit a false document to the city manager as to any matter within his jurisdiction.

(Ord. No. 90-8, § 2, 3-28-90)

§ 17-247. Reproductions of permits, etc.

No person shall make, reproduce, alter, or cause to be made, reproduced, or altered a permit, certificate, or other document issued by the city manager or required by this article if the purpose of such reproduction or alteration is to evade or violate the provisions of this article.

(Ord. No. 90-8, § 2, 3-28-90)

§ 17-248. Display of permits.

Any permit, certificate, or other notice required herein shall be displayed or maintained on the premises designated in a conspicuous place.

(Ord. No. 90-8, § 2, 3-28-90)

§ 17-249. Variances.

- (a) The city manager shall evaluate all applications for variances from the requirements of this article and may grant said variances with respect to time for compliance, subject to such terms, conditions, and requirements as he may deem reasonable to achieving compliance with the provisions of this article. Each such variance shall set forth in detail the approved method of achieving compliance and a time schedule for its accomplishment. If in the judgment of the city manager the time for compliance cannot be reasonably determined, a variance to cause the noise may be issued for a specified period of time, subject to revocation or modification after review by the city manager at interim times to be designated by the city manager in the variance. In determining the reasonableness of the terms of any proposed variance, said city manager shall consider the magnitude of nuisance caused by the offensive noise, the uses of property within the area of impingement by the noise, operations carried on under existing nonconforming rights or conditional use permits or zone variances, the time factors related to study, design, financing and construction of remedial work, the economic factors related to age and useful life of the equipment and general public interest and welfare.

- (b) The city manager may grant a retroactive variance for emergencies provided an application for variance has been filed with the city manager within two business days following the emergency.
- (Ord. No. 90-8, § 2, 3-28-90)

§ 17-250. Applications for permits and variances.

- (a) Every applicant for a permit or variance required by this article shall file with the city manager a written application on a form prescribed by the city manager.
- (b) The application shall state the name and address of the applicant, the nature of the noise source involved, the area to be affected, the duration of the permit or variance, and such other information as the city manager may require.
- (c) Concurrent with the application, the applicant shall cause notice to be made to property owners located within a radius of 500 feet of the exterior boundaries of the property identified in the application and submit proof of such notice to the city manager within five days of the date the application is filed. Such notice shall identify the nature of the noise source involved, the area to be affected, the duration for which the applicant is making application, such other identifiable terms as may be required by the city manager, and further provide notification that written comment be made to the city manager within 15 days of the date of the application.
- (d) Notice under this section shall be made by:
- (1) Posting a notice conspicuously along the streets within the area of 500 feet of the exterior boundaries of the property identified in the application and at least once on each side of each block or fraction of block therein,
 - (2) Mailing to each owner of property within a 500 foot radius of the exterior boundaries of the property identified in the application notice of application for variance, and
 - (3) Publishing the notice of application for variance at least once in a newspaper of general circulation published and circulated in the community.
- (e) Property owners within a 500 foot radius of the exterior boundaries of an area identified in an application for variance may provide written comments in favor of or in opposition to an application for variance under this article. Such comments shall state in as concise a manner as possible reasons for approval of or opposition to the pending application or such conditions as may be perceived necessary to mitigate certain stated circumstances. Such comments shall be made within 15 days of the date of application. The city manager shall consider such comments with the information submitted by the applicant.
- (Ord. No. 90-8, § 2, 3-28-90)

§ 17-251. Application fees.

Every applicant, except any state or local governmental agency or public district, shall pay such fees as the city may from time to time by resolution establish, but not less than \$25.

Item 11.

A request for a duplicate permit or variance shall be made in writing to the city manager within 10 days after the destruction, loss, or defacement of a permit or variance. A fee of \$5 shall be charged, except to any state or local government agency or public district, for issuing a duplicate permit or variance.

(Ord. No. 90-8, § 2, 3-28-90)

§ 17-252. Actions on applications.

- (a) The city manager shall act within 30 days, if possible, but no earlier than 15 days of the date of application, on an application for a permit or variance and shall notify the applicant in writing by mail or in person of the action taken, namely, approval, conditional approval or denial. Notice of the action taken shall be deemed to have been given when the written notification has been deposited in the mail, postpaid, addressed to the address shown on the application, or when personally delivered to the applicant or his representative.
- (b) Before acting on an application for a variance or permit, the city manager may require the applicant to furnish further information or further plans or specifications. Failure of the applicant to provide such further information or further plans or specifications within 10 days shall be grounds for denial of the permit or variance.
- (c) The city manager shall deny an application for variance if notice of the same has not been provided in accordance with section 17-250 of this article.
- (d) In the event of denial of an application for a permit or variance, the city manager shall notify the applicant in writing of the reasons therefor. Service of this notification may be made in person or by mail, and such service may be proved by the written acknowledgment of the persons served or affidavit of the person making the service. The city manager shall not accept a further application unless the applicant has complied with the objections specified by the city manager as his/her reasons for denial.
- (e) If the city manager receives three or more written objections to the grant of a particular application for variances and, after consideration of the contents of the objections grants a variance to the applicant, the city manager shall cause the application to be an item on the next succeeding agenda of the city council for its review of the city manager decision.

(Ord. No. 90-8, § 2, 3-28-90)

§ 17-253. Applications deemed denied.

The applicant may at his option deem the permit or variance denied if the city manager fails to act on the application within 30 days after filing, or within 10 days after applicant furnishes the further information, plans and specifications requested by the city manager, whichever is later.

(Ord. No. 90-8, § 2, 3-28-90)

§ 17-254. Provision of sampling and testing facilities.

A person operating under a permit or variance shall provide and maintain such sampling and testing facilities as specified in the permit or variance.

(Ord. No. 90-8, § 2, 3-28-90)

§ 17-255. Appeals.

Within 10 days after notice, by the city manager, of denial or conditional approval of a variance or a permit, or within 10 days after the effective date of the revocation of a permit or variance by the city manager, the affected person may petition the city council, in writing, for a public hearing. The city council, after notice and a public hearing after filing the petition, may sustain, reverse or modify the action of the city manager; such order may be made subject to specified conditions.

(Ord. No. 90-8, § 2, 3-28-90)

§ 17-256. Contents of petition.

A petition to review a denial or conditional approval of a permit or variance shall include a copy of the permit or variance application, and a copy of the city manager's action setting forth the reasons for the denial or the conditions of the approval, and the reasons for appeal. A petition to review a permit or variance revocation shall include a copy of the permit or variance, the city manager's revocation notice, including his reasons for revocation, and the reasons for appeal.

(Ord. No. 90-8, § 2, 3-28-90)

§ 17-257. Dismissal of petition.

The petitioner may dismiss his petition at any time before submission of the case to the city council, without a hearing or meeting of the city council. The city clerk shall notify all interested persons of such dismissal.

(Ord. No. 90-8, § 2, 3-28-90)

§ 17-258. Severability.

If any provision, clause, sentence or paragraph of this article or the application thereof to any person or circumstances shall be held invalid, such invalidity shall not affect the other provisions or applications of the provisions of this article which can be given effect without the invalid provision or application, and to this end the provisions of this article are hereby declared to be severable.

(Ord. No. 90-8, § 2, 3-28-90)

§ 17-259. Appendix—Adoption.

Appendix 17-12-A to this article is adopted concurrently with the adoption of the ordinance codified in this article.

MISSING HN

Appendix 17-12-A CLASSIFICATION OF NOISE SOURCES

ENVIRONMENTAL NOISE	NUISANCE NOISE
Air-conditioning units (fixed)	Air conditioning units (improperly) maintained
Animal shelters	Animal, pets
Auto and vehicle repair in conjunction with permitted commercial or industrial activity	Auto and vehicle repairs on residential sites. Carbide igniters and similar devices producing impactive noise
Commercial activities normally found in connection with a permitted activity	Commercial activities, other than those permitted which are causing a nuisance. Also, outdoor commercial sales activities. Construction/ demolition activities (of a temporary nature)
Industrial activities normally found in conjunction with a permitted activity	Industrial activities, other than environmental and causing a nuisance
Loading and unloading in conjunction with permitted uses	Loading and unloading, other than environmental, and causing a nuisance
Loose shutters, squeaky gates, clattering drain covers, and other conditions resulting from inadequate property maintenance	
Machinery and compressors (fixed maintained in conjunction with a permitted activity)	Machinery and compressors other than environmental. Off-road vehicles. Outcrying, shouting, screaming, whistling, singing. Powered model toys, devices, vehicles and equipment
Power tools normally found in conjunction with permitted uses	Power tools, other than environmental. Also, hobby activities
Lawn mowers	
Pumps—Same as machinery and compressors	Pumps—Same as machinery and compressors. Private parties, gatherings, assemblages of limited duration
Public address and public assembly, indoor and outdoor, as permitted use	Public address and public assembly, indoor and outdoor, a "temporary use" or as an assembly other than environmental. Radios, stereos, televisions, sound amplifiers, musical instruments, drums

Appendix 17-12-A
CLASSIFICATION OF NOISE SOURCES

ENVIRONMENTAL NOISE	NUISANCE NOISE
Signaling devices (non-emergency) stationary. Outside phone bells. School bells	Signaling devices (non-emergency) mobile utility truck radio speakers. Emergency: Burglar alarms, Auto theft alarms. Sound trucks

(Ord. No. 90-8, § 2, 3-28-90)

§ 17-260. through § 17-265. (Reserved)



CITY of ESCONDIDO

FUTURE AGENDA

6/12/2024 - CANCELLED

6/19/2024

CONSENT CALENDAR - (J. SCHOENECK) - LIBRARY SYSTEMS AND SERVICES CONTRACT - It is requested that the City Council approve the Public Service Agreement (PSA) between the City and Library Systems and Services (LS&S) for a two-year period
ESSENTIAL SERVICE:

COUNCIL PRIORITY: ELIMINATE STRUCTURAL DEFICIT; INCREASE RETENTION AND ATTRACTION OF PEOPLE AND BUSINESSES TO ESCONDIDO

CONSENT CALENDAR - (C. MCKINNEY) -AWARD CONTRACT FOR THE CONSTRUCTION OF THE JUNIPER STREET LIGHTING IMPROVEMENTS
ESSENTIAL SERVICE:
COUNCIL PRIORITY:

CONSENT CALENDAR - (C. MCKINNEY) - LANDSCAPE MAINTENANCE DISTRICT ASSESSMENT
ESSENTIAL SERVICE: YES - LAND USE/DEVELOPMENT
COUNCIL PRIORITY:

CONSENT CALENDAR - (C. MCKINNEY) - RICK ENGINEERING PROFESSIONAL SERVICES - It is requested that the City Council approve the contract services for staff augmentation to process development reviews for Storm Water, Planning, Land Development and Real Property documents.
ESSENTIAL SERVICE: YES, LAND USE/DEVELOPMENT
COUNCIL PRIORITY: Encourage Housing Development

PUBLIC HEARING - (J. SCHOENECK) - SHORT TERM RENTAL PROGRAM
ESSENTIAL SERVICE: YES - LAND USE/DEVELOPMENT
COUNCIL PRIORITY: ELIMINATE STRUCTURAL DEFICIT; IMPROVE PUBLIC SAFETY; INCREASE RETENTION AND ATTRACTION OF PEOPLE AND BUSINESSES TO ESCONDIDO

PUBLIC HEARING - (C. HOLMES) - OPERATING BUDGET AND CITY USER FEES
ESSENTIAL SERVICE: YES - INTERNAL REQUIREMENT
COUNCIL PRIORITY: ELIMINATE STRUCTURAL DEFICIT

PUBLIC HEARING - (C. HOLMES) - CAPITAL IMPROVEMENT BUDGET
ESSENTIAL SERVICE: YES - INTERNAL REQUIREMENT
COUNCIL PRIORITY: ELIMINATE STRUCTURAL DEFICIT

CURRENT BUSINESS - (Z. BECK) - CALIFORNIA ELECTIONS CODE SECTION 9215 - It is requested that the City Council provide direction regarding the Escondido Community Investment Initiative pursuant to CA Elections Code Section 9215.
ESSENTIAL SERVICES: YES - INTERNAL REQUIREMENT
COUNCIL PRIORITY: