



# HISTORIC TOWN OF EATONVILLE, FLORIDA

## COUNCIL WORKSHOP AGENDA

Tuesday, November 5, 2024, at 6:30 PM

Denton John Center - 400 Ruffel St, Eatonville, FL 32751

---

Please note that the HTML versions of the agenda and agenda packet may not reflect changes or amendments made to the agenda.

- I. CALL TO ORDER
- II. CITIZEN PARTICIPATION (Three minutes strictly enforced)
- III. PRESENTATIONS/DISCUSSION
  - 1. Discussion of the Water/wastewater Rate Study Performed by Florida Rural Water Association (Administration)
- IV. COMMENTS
  - 2. Staff Comments
- V. ADJOURNMENT

*The Town of Eatonville is subject to the Public Records Law. Under Florida law, e-mail addresses are public records. If you do not want your e-mail address released in response to a public records request, do not send electronic mail to this entity. Instead, contact this office by phone or in writing.*

### **\*\*PUBLIC NOTICE\*\***

*This is a Public Meeting, and the public is invited to attend. This Agenda is subject to change. Please be advised that one (1) or more Members of any of the Town's Advisory Boards/Committees may attend this Meeting and may participate in discussions. Any person who desires to appeal any decision made at this meeting will need a verbatim record of the proceedings and for this purpose may need to ensure that a verbatim record of the proceedings is made which includes the testimony and evidence upon which the appeal is to be based – per Section 286.0105 Florida Statutes. Persons with disabilities needing assistance to participate in any of these proceedings should contact the Town of Eatonville at (407) 623-8910 "at least 48 hours prior to the meeting, a written request by a physically handicapped person to attend the meeting, directed to the chairperson or director of such board, commission, agency, or authority" - per Section 286.26*



# HISTORIC TOWN OF EATONVILLE, FLORIDA

## TOWN COUNCIL WORKSHOP

NOVEMBER 5, 2024, AT 6:30 PM

### Cover Sheet

**\*\*NOTE\*\*** Please do not change the formatting of this document (font style, size, paragraph spacing etc.)

**ITEM TITLE:** Discussion of the water/wastewater rate study perform by Florida Rural Water Association (**Administration**)

**TOWN COUNCIL ACTION:**

<b>PROCLAMATIONS, AWARDS, AND PRESENTATIONS</b>		<b>Department: Finance/ Public Work Department</b>
<b>INTRODUCTIONS</b>		<b>Exhibits:</b> <ul style="list-style-type: none"> <li>• Presentation – PowerPoint</li> <li>• Draft Resolution</li> </ul>
<b>CONSENT AGENDA</b>		
<b>COUNCIL DISCUSSION</b>	YES	
<b>ADMINISTRATIVE</b>		

**REQUEST:** Request for Town Council to discuss the new proposed ordinance for water/wastewater rate structure.

**SUMMARY:** The Florida Rural Water Association has recently conducted a study of the current rates for the Town's water and wastewater services. The study indicates a need for a rate increase to address several critical issues:

- **Deteriorating Infrastructure:** The Town's aging water and wastewater infrastructure requires significant investment to maintain reliable service.
- **Debt Service:** The Town is obligated to meet specific financial requirements to service its existing and upcoming funding opportunities.
- **Grant Funding Eligibility:** Maintaining a certain level of service is essential to qualify for grant funding opportunities.

**RECOMMENDATION:** Recommend Town Council to discuss the new proposed resolution for water/wastewater rate.

**FISCAL & EFFICIENCY DATA:** N/A

# Eatonville

Eatonville 24 (Apt changes)  
Fiscal Year: 2024



FLORIDA RURAL WATER ASSOCIATION  
2970 WELLINGTON CIRCLE  
TALLAHASSEE, FL 32309  
850-668-2746  
Completed by: Dyana Jo Stewart  
**October 23, 2024**

Eatonville  
 Eatonville 24 (Apt changes)  
 Fiscal Year: 2024  
 Proposed Rate Adjustments

This rate scenario shows the rate increases needed so the Town of Eatonville can meet their debt service coverage by end of FY24-25 and begin building their Asset Management Reserve . Following a review of the Town's past Audits, Profit & Loss Reports, FY24 Budget, and Customer Count and Usage Reports, some variabilities were found in the manner in which customers were being billed it is this reviewer's opinion that the entire Rate Structure should be adjusted as recommended in this scenario. In addition, it is recommended that master meter customers be billed based on the number of units regardless of vacancies.

This rate scenario has applied an annual Consumer Price Index (CPI) shown in figure 1, increase on all budgeted O&M expenses. If the CPI for any given year exceeds percentages in Figure 1, rates will need to be increased by the percentage difference. The proposed rate increases (see figure 2) will allow the system to build an Unrestricted Reserve of over 90 days of O&M Expense by the end of FY27-28.

Description	Escalation Factor FY									
	23-24	24-25	25-26	26-27	27-28	28-29	29-30	30-31	31-32	32-33
CIP	3%	3%	3%	3%	3%	3%	3%	3%	3%	3%

Figure 1

Rate Class	Fiscal Year									
	23-24	24-25	25-26	26-27	27-28	28-29	29-30	30-31	31-32	32-33
<b>All DW Rate Classes</b>										
Base	0%	81.00%	5.00%	5.00%	5.00%	1.00%	1.00%	1.00%	1.00%	1.00%
Usage	0%	81.00%	5.00%	5.00%	5.00%	1.00%	1.00%	1.00%	1.00%	1.00%
<b>All WW Rate Classes</b>										
Base	0%	45.00%	5.00%	5.00%	5.00%	2.00%	1.00%	1.00%	1.00%	1.00%
Usage	0%	48.00%	5.00%	5.00%	5.00%	2.00%	1.00%	1.00%	1.00%	1.00%

Figure 2

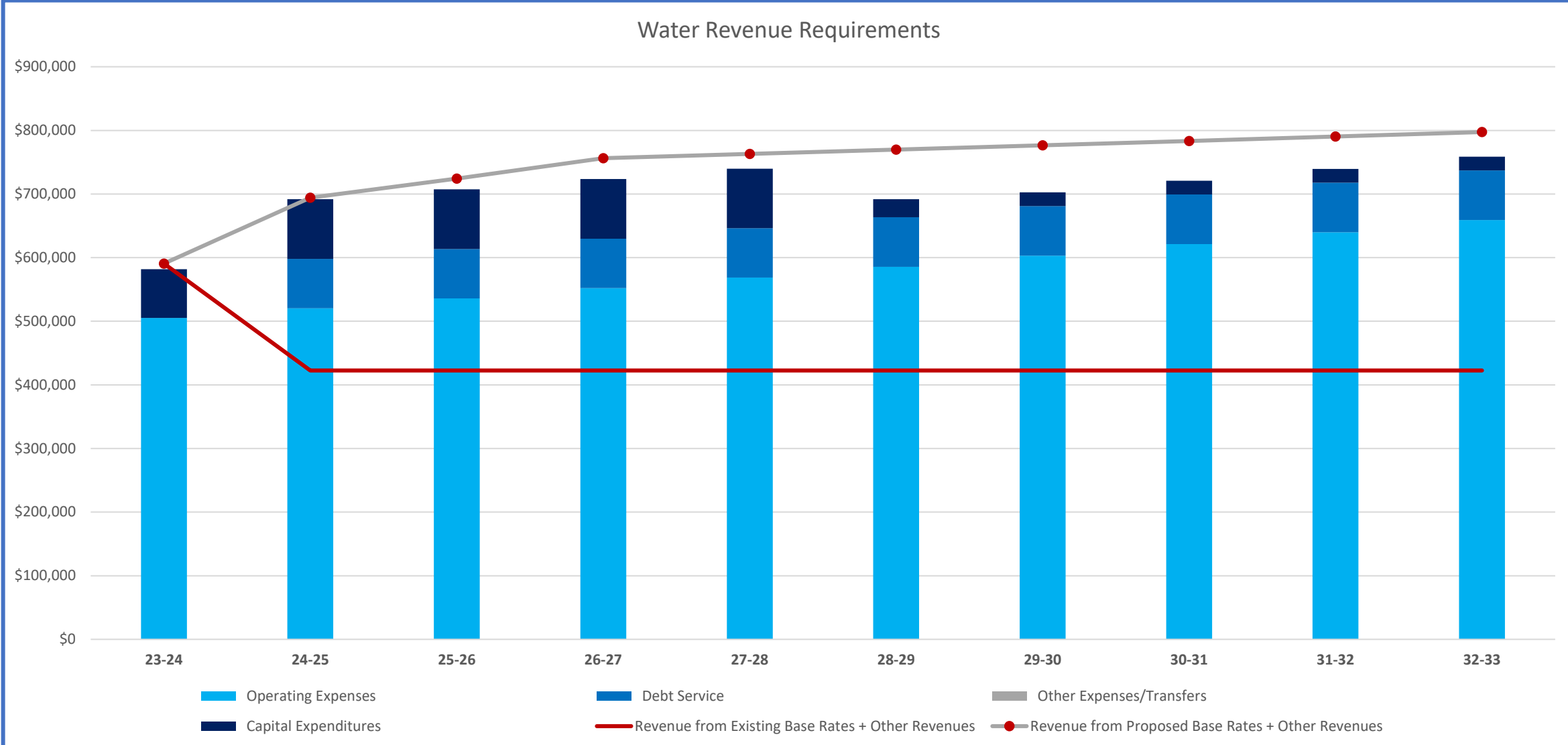
**Eatonville**  
**Eatonville 24 (Apt changes)**  
**Fiscal Year: 2024**  
**Water Revenue Requirements**

	Fiscal Year									
	23-24	24-25	25-26	26-27	27-28	28-29	29-30	30-31	31-32	32-33
<b>Revenue Requirements:</b>										
Operating Expenses	\$505,100	\$520,300	\$535,900	\$552,000	\$568,500	\$585,600	\$603,200	\$621,300	\$639,900	\$659,100
Debt Service	\$0	\$77,800	\$77,800	\$77,800	\$77,800	\$77,800	\$77,800	\$77,800	\$77,800	\$77,800
Other Expenses/Transfers	\$0	\$0	\$0	\$0	\$0	\$0	\$0	\$0	\$0	\$0
Capital Expenditures	\$76,700	\$93,600	\$93,600	\$93,600	\$93,600	\$28,500	\$21,600	\$21,600	\$21,600	\$21,600
Gross Revenue Requirements	\$581,800	\$691,700	\$707,300	\$723,400	\$739,900	\$691,900	\$702,600	\$720,700	\$739,300	\$758,500
Less: Other Revenue	\$87,500	\$87,500	\$87,500	\$87,500	\$87,500	\$87,500	\$87,500	\$87,500	\$87,500	\$87,500
Net Revenue Requirements	\$494,300	\$604,200	\$619,800	\$635,900	\$652,400	\$604,400	\$615,100	\$633,200	\$651,800	\$671,000
<b>Existing Rate Sufficiency:</b>										
Revenue from Existing Rates	\$503,168	\$335,100	\$335,100	\$335,100	\$335,100	\$335,100	\$335,100	\$335,100	\$335,100	\$335,100
Revenue Surplus/(Deficiency)	\$8,868	-\$269,000	-\$284,600	-\$300,700	-\$317,300	-\$269,200	-\$279,900	-\$298,000	-\$316,700	-\$335,900
<b>Proposed Rate Sufficiency:</b>										
Revenue from Proposed Rates	\$503,168	\$606,600	\$636,900	\$668,800	\$675,500	\$682,200	\$689,100	\$695,900	\$702,900	\$709,900
Increase in Revenue	\$0	\$103,432	\$133,732	\$165,632	\$172,332	\$179,032	\$185,932	\$192,732	\$199,732	\$206,732
<b>Cumulative %</b>										
All Customer Classes										
Base Charges	0.00%	81.00%	90.05%	99.55%	109.53%	111.63%	113.74%	115.88%	118.04%	120.22%
Usage Charges	0.00%	81.00%	90.05%	99.55%	109.53%	111.63%	113.74%	115.88%	118.04%	120.22%
<b>Current Year %</b>										
All Customer Classes										
Base Charges	0%	81%	5%	5%	5%	1%	1%	1%	1%	1%
Usage Charges	0%	81%	5%	5%	5%	1%	1%	1%	1%	1%
<b>Revenue Surplus/(Deficiency)</b>	<b>\$8,868</b>	<b>\$2,400</b>	<b>\$17,100</b>	<b>\$32,900</b>	<b>\$23,100</b>	<b>\$77,800</b>	<b>\$74,000</b>	<b>\$62,700</b>	<b>\$51,100</b>	<b>\$38,900</b>

Revenue from Existing Base Rates + Other Revenues	\$590,668	\$422,600	\$422,600	\$422,600	\$422,600	\$422,600	\$422,600	\$422,600	\$422,600	\$422,600
Revenue from Proposed Base Rates + Other Revenues	\$590,668	\$694,100	\$724,400	\$756,300	\$763,000	\$769,700	\$776,600	\$783,400	\$790,400	\$797,400

**Eatonville**  
**Eatonville 24 (Apt changes)**  
**Fiscal Year: 2024**  
**Water Revenue Requirements Graph**

\* Amount of Existing Revenue shown as received in FY23-24, was based on provided Summary Reports from billing program. However based on the average usage billed and number of customers, we were unable to identify how this amount of Revenue was achieved in FY23-24



Eatonville  
 Eatonville 24 (Apt changes)  
 Fiscal Year: 2024  
 Wastewater Revenue Requirements

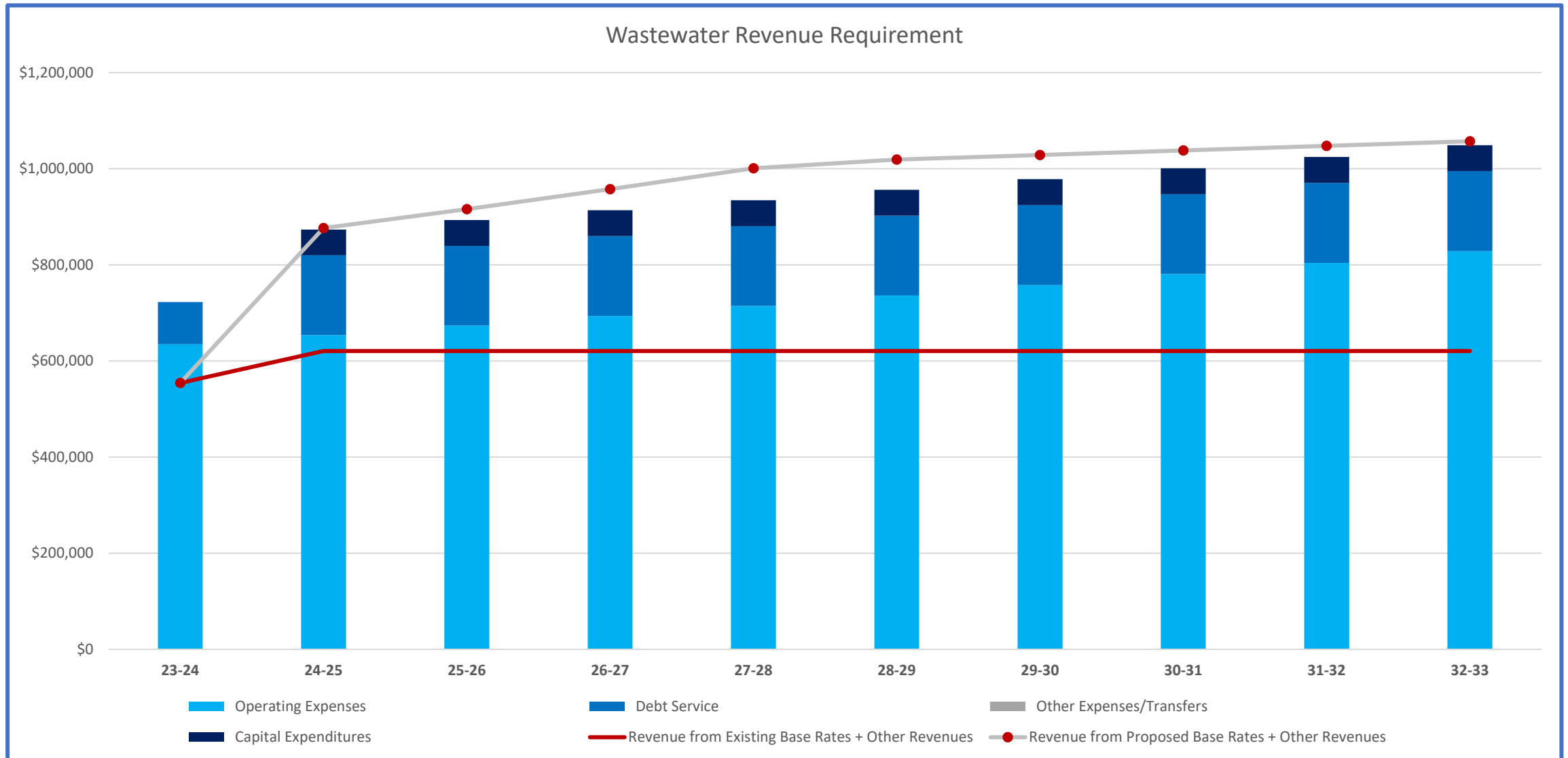
	Fiscal Year									
	23-24	24-25	25-26	26-27	27-28	28-29	29-30	30-31	31-32	32-33
<b>Revenue Requirements:</b>										
Operating Expenses	\$634,900	\$653,900	\$673,600	\$693,800	\$714,600	\$736,000	\$758,100	\$780,800	\$804,300	\$828,400
Debt Service	\$87,900	\$165,800	\$165,900	\$166,000	\$166,100	\$166,200	\$166,300	\$166,400	\$166,500	\$166,600
Other Expenses/Transfers	\$0	\$0	\$0	\$0	\$0	\$0	\$0	\$0	\$0	\$0
Capital Expenditures	\$0	\$53,800	\$53,800	\$53,800	\$53,800	\$53,800	\$53,800	\$53,800	\$53,800	\$53,800
Gross Revenue Requirements	\$722,800	\$873,500	\$893,300	\$913,600	\$934,500	\$956,000	\$978,200	\$1,001,000	\$1,024,600	\$1,048,800
Less: Other Revenue	\$87,500	\$87,500	\$87,500	\$87,500	\$87,500	\$87,500	\$87,500	\$87,500	\$87,500	\$87,500
Net Revenue Requirements	\$635,300	\$786,000	\$805,800	\$826,100	\$847,000	\$868,500	\$890,700	\$913,500	\$937,100	\$961,300
<b>Existing Rate Sufficiency:</b>										
Revenue from Existing Rates	\$466,774	\$533,200	\$533,200	\$533,200	\$533,200	\$533,200	\$533,200	\$533,200	\$533,200	\$533,200
Revenue Surplus/(Deficiency)	-\$168,526	-\$252,800	-\$272,600	-\$292,900	-\$313,800	-\$335,300	-\$357,500	-\$380,300	-\$403,900	-\$428,100
<b>Proposed Rate Sufficiency:</b>										
Revenue from Proposed Rates	\$466,774	\$789,100	\$828,500	\$870,000	\$913,500	\$931,700	\$941,000	\$950,500	\$960,000	\$969,600
Increase in Revenue	\$0	\$322,326	\$361,726	\$403,226	\$446,726	\$464,926	\$474,226	\$483,726	\$493,226	\$502,826
<b>Cumulative %</b>										
All Customer Classes										
Base Charges	0.00%	45.00%	52.25%	59.86%	67.86%	71.21%	72.92%	74.65%	76.40%	78.16%
Usage Charges	0.00%	48.00%	55.40%	63.17%	71.33%	74.76%	76.50%	78.27%	80.05%	81.85%
<b>Current Year %</b>										
All Customer Classes										
Base Charges	0%	45%	5%	5%	5%	2%	1%	1%	1%	1%
Usage Charges	0%	48%	5%	5%	5%	2%	1%	1%	1%	1%
<b>Revenue Surplus/(Deficiency)</b>	<b>-\$168,526</b>	<b>\$3,100</b>	<b>\$22,700</b>	<b>\$43,900</b>	<b>\$66,500</b>	<b>\$63,200</b>	<b>\$50,300</b>	<b>\$37,000</b>	<b>\$22,900</b>	<b>\$8,300</b>

Revenue from Existing Base Rates + Other Revenues	\$	554,274	\$	620,700	\$	620,700	\$	620,700	\$	620,700	\$	620,700	\$	620,700	\$	620,700	\$	620,700	\$	620,700	\$	620,700
Revenue from Proposed Base Rates + Other Revenues	\$	554,274	\$	876,600	\$	916,000	\$	957,500	\$	1,001,000	\$	1,019,200	\$	1,028,500	\$	1,038,000	\$	1,047,500	\$	1,057,100		

**Eatonville**  
**Eatonville 24 (Apt changes)**  
**Fiscal Year: 2024**

**Wastewater Revenue Requirements Graph**

\* Amount of Existing Revenue shown as received in FY23-24, was based on provided Summary Reports from billing program. However based on the average usage billed and number of customers, we were unable to identify how this amount of Revenue was achieved in FY23-24, as it should have been higher.



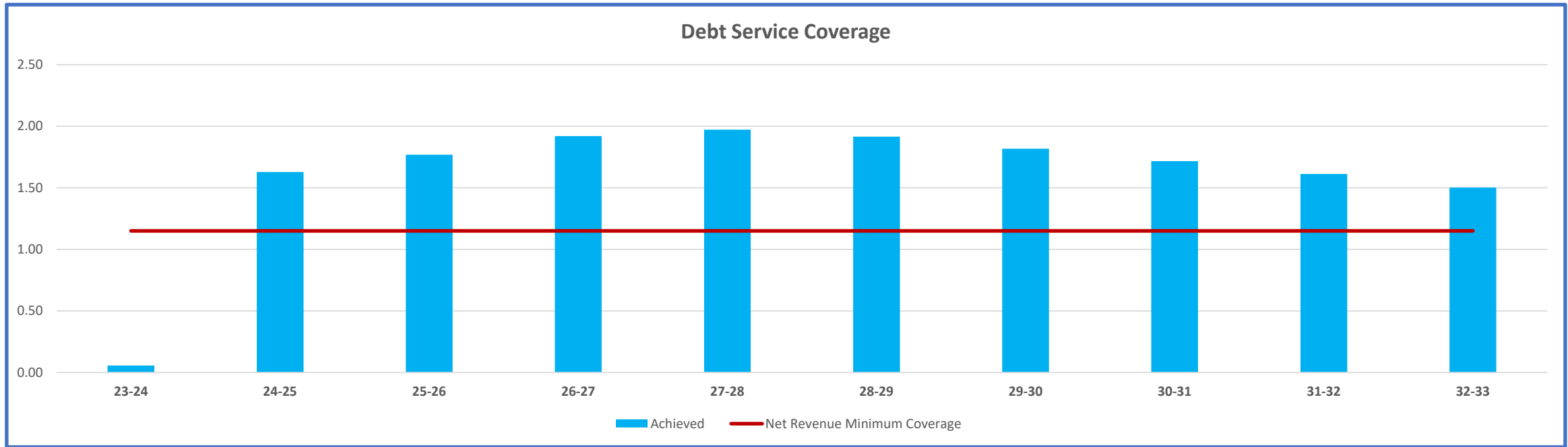


Eatonville  
 Eatonville 24 (Apt changes)  
 Fiscal Year: 2024  
 Debt Service Coverage

	Fiscal Year									
	23-24	24-25	25-26	26-27	27-28	28-29	29-30	30-31	31-32	32-33
<b>Revenue:</b>										
Revenue from Proposed Drinking Water Rates	\$503,168	\$606,600	\$636,900	\$668,800	\$675,500	\$682,200	\$689,100	\$695,900	\$702,900	\$709,900
Revenue from Proposed Wastewater Rates	\$466,774	\$789,100	\$828,500	\$870,000	\$913,500	\$931,700	\$941,000	\$950,500	\$960,000	\$969,600
Subtotal - Rate Revenue	\$969,942	\$1,395,700	\$1,465,400	\$1,538,800	\$1,589,000	\$1,613,900	\$1,630,100	\$1,646,400	\$1,662,900	\$1,679,500
Miscellaneous Revenue - Drinking Water	\$87,500	\$87,500	\$87,500	\$87,500	\$87,500	\$87,500	\$87,500	\$87,500	\$87,500	\$87,500
Miscellaneous Revenue - Wastewater	\$87,500	\$87,500	\$87,500	\$87,500	\$87,500	\$87,500	\$87,500	\$87,500	\$87,500	\$87,500
Total Revenue	\$1,144,942	\$1,570,700	\$1,640,400	\$1,713,800	\$1,764,000	\$1,788,900	\$1,805,100	\$1,821,400	\$1,837,900	\$1,854,500
<b>Operating Expenses:</b>										
Drinking Water	\$505,100	\$520,300	\$535,900	\$552,000	\$568,500	\$585,600	\$603,200	\$621,300	\$639,900	\$659,100
Wastewater	\$634,900	\$653,900	\$673,600	\$693,800	\$714,600	\$736,000	\$758,100	\$780,800	\$804,300	\$828,400
Total Operating Expenses	\$1,140,000	\$1,174,200	\$1,209,500	\$1,245,800	\$1,283,100	\$1,321,600	\$1,361,300	\$1,402,100	\$1,444,200	\$1,487,500
Net Revenue	\$4,942	\$396,500	\$430,900	\$468,000	\$480,900	\$467,300	\$443,800	\$419,300	\$393,700	\$367,000
<b>Debt Service:</b>										
Drinking Water	\$0	\$77,800	\$77,800	\$77,800	\$77,800	\$77,800	\$77,800	\$77,800	\$77,800	\$77,800
Wastewater	\$87,900	\$165,800	\$165,900	\$166,000	\$166,100	\$166,200	\$166,300	\$166,400	\$166,500	\$166,600
Total Debt Service	\$87,900	\$243,600	\$243,700	\$243,800	\$243,900	\$244,000	\$244,100	\$244,200	\$244,300	\$244,400
Debt Service Coverage	0.06	1.63	1.77	1.92	1.97	1.92	1.82	1.72	1.61	1.50
Net Revenue Less Debt Service	-\$82,958	\$152,900	\$187,200	\$224,200	\$237,000	\$223,300	\$199,700	\$175,100	\$149,400	\$122,600
<b>Capital Expenditures:</b>										
Drinking Water	\$76,700	\$93,600	\$93,600	\$93,600	\$93,600	\$28,500	\$21,600	\$21,600	\$21,600	\$21,600
Wastewater	\$0	\$53,800	\$53,800	\$53,800	\$53,800	\$53,800	\$53,800	\$53,800	\$53,800	\$53,800
Total Capital Expenditures	\$76,700	\$147,400	\$147,400	\$147,400	\$147,400	\$82,300	\$75,400	\$75,400	\$75,400	\$75,400
<b>Other Expenses/Transfers:</b>										
Drinking Water	\$0	\$0	\$0	\$0	\$0	\$0	\$0	\$0	\$0	\$0
Wastewater	\$0	\$0	\$0	\$0	\$0	\$0	\$0	\$0	\$0	\$0
Total Other Expenses/Transfers	\$0	\$0	\$0	\$0	\$0	\$0	\$0	\$0	\$0	\$0
<b>Revenue Surplus/(Deficiency)</b>	<b>-\$159,658</b>	<b>\$5,500</b>	<b>\$39,800</b>	<b>\$76,800</b>	<b>\$89,600</b>	<b>\$141,000</b>	<b>\$124,300</b>	<b>\$99,700</b>	<b>\$74,000</b>	<b>\$47,200</b>

Eatonville  
 Eatonville 24 (Apt changes)  
 Fiscal Year: 2024  
 Debt Service Coverage Graph

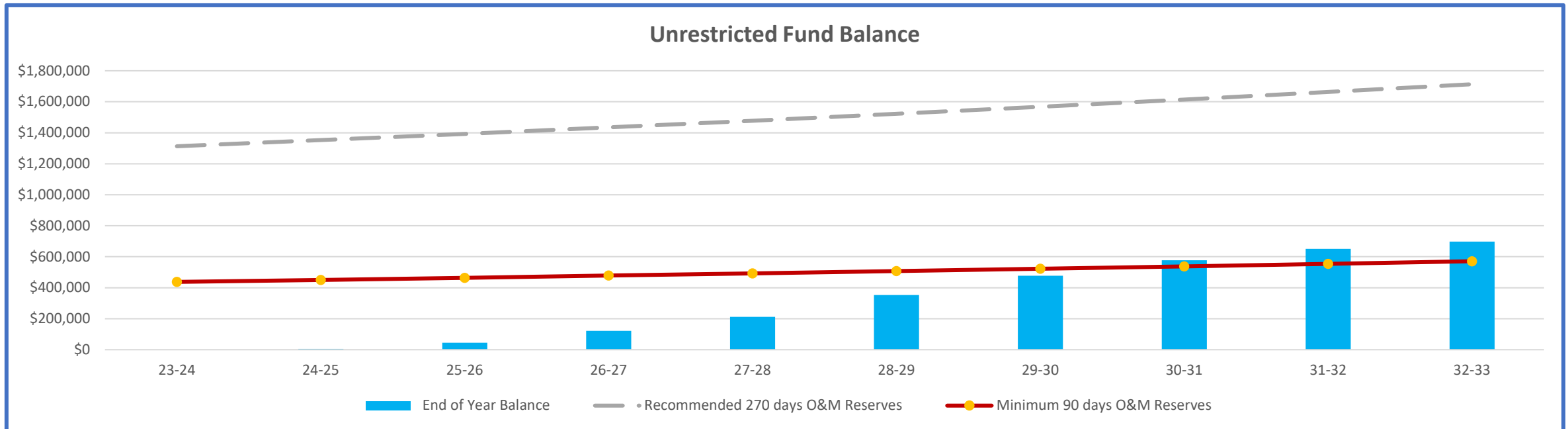
<i>Net Revenue Minimum Coverage</i>	1.15	1.15	1.15	1.15	1.15	1.15	1.15	1.15	1.15	1.15
<i>Achieved</i>	0.06	1.63	1.77	1.92	1.97	1.92	1.82	1.72	1.61	1.50



**Eatonville**  
**Eatonville 24 (Apt changes)**  
**Fiscal Year: 2024**  
**Unrestricted Fund Balance**

	Fiscal Year									
	23-24	24-25	25-26	26-27	27-28	28-29	29-30	30-31	31-32	32-33
<b>Utility Reserve Funds:</b>										
Beginning of Year Balance	\$159,658	\$0	\$5,500	\$45,300	\$122,100	\$211,700	\$352,700	\$477,000	\$576,700	\$650,700
Addition to Current Year	-\$159,658	\$5,500	\$39,800	\$76,800	\$89,600	\$141,000	\$124,300	\$99,700	\$74,000	\$47,200
<b>End of Year Balance</b>	<b>\$0</b>	<b>\$5,500</b>	<b>\$45,300</b>	<b>\$122,100</b>	<b>\$211,700</b>	<b>\$352,700</b>	<b>\$477,000</b>	<b>\$576,700</b>	<b>\$650,700</b>	<b>\$697,900</b>

For Graph Use	23-24	24-25	25-26	26-27	27-28	28-29	29-30	30-31	31-32	32-33
Drinking Water O&M Expense	\$634,900	\$653,900	\$673,600	\$693,800	\$714,600	\$736,000	\$758,100	\$780,800	\$804,300	\$828,400
Wastewater O&M Expense	\$1,140,000	\$1,174,200	\$1,209,500	\$1,245,800	\$1,283,100	\$1,321,600	\$1,361,300	\$1,402,100	\$1,444,200	\$1,487,500
Total O&M Expense	\$1,774,900	\$1,828,100	\$1,883,100	\$1,939,600	\$1,997,700	\$2,057,600	\$2,119,400	\$2,182,900	\$2,248,500	\$2,315,900
Daily O&M Expense	\$4,863	\$5,008	\$5,159	\$5,314	\$5,473	\$5,637	\$5,807	\$5,981	\$6,160	\$6,345
Recommended 270 days O&M Reserves	\$1,312,940	\$1,352,293	\$1,392,978	\$1,434,773	\$1,477,751	\$1,522,060	\$1,567,775	\$1,614,748	\$1,663,274	\$1,713,132
Minimum 90 days O&M Reserves	\$437,647	\$450,764	\$464,326	\$478,258	\$492,584	\$507,353	\$522,592	\$538,249	\$554,425	\$571,044



Eatonville  
 Eatonville 24 (Apt changes)  
 Fiscal Year: 2024  
 CIP Schedule

Description	Funding Source	Fiscal Year										
		23-24	24-25	25-26	26-27	27-28	28-29	29-30	30-31	31-32	32-33	
Water Asset Management Reserve	Water Revenues	\$0	\$10,000	\$10,000	\$10,000	\$10,000	\$10,000	\$10,000	\$10,000	\$10,000	\$10,000	\$10,000
Wastewater Asset Management Reserve	Wastewater Revenues	\$0	\$53,800	\$53,800	\$53,800	\$53,800	\$53,800	\$53,800	\$53,800	\$53,800	\$53,800	\$53,800
Water Tower	Water Revenues	\$76,700	\$83,600	\$83,600	\$83,600	\$83,600	\$18,500	\$11,600	\$11,600	\$11,600	\$11,600	\$11,600
Piping from Lake Weston to S. Keller	Grant	\$122,000	\$810,000	\$0	\$0	\$0	\$0	\$0	\$0	\$0	\$0	\$0
Abandon AC pipe to WTP	Grant	\$264,000	\$1,755,000	\$0	\$0	\$0	\$0	\$0	\$0	\$0	\$0	\$0
Upsize WTP to 16"	Grant	\$0	\$0	\$213,000	\$0	\$0	\$0	\$0	\$0	\$0	\$0	\$0
Modify CUP	Grant	\$0	\$0	\$75,000	\$0	\$0	\$0	\$0	\$0	\$0	\$0	\$0
Well Drowdown	Grant	\$0	\$0	\$50,000	\$0	\$0	\$0	\$0	\$0	\$0	\$0	\$0
Upsize Well Pumps and Motors	Grant	\$0	\$0	\$150,000	\$0	\$0	\$0	\$0	\$0	\$0	\$0	\$0
Construct 0.5MG GST	Grant	\$0	\$0	\$150,000	\$1,000,000	\$0	\$0	\$0	\$0	\$0	\$0	\$0
WTP Ops BLDG	Grant	\$25,000	\$25,000	\$0	\$600,000	\$4,000,000	\$0	\$0	\$0	\$0	\$0	\$0
Increase Main line Dimensions	Grant	\$0	\$0	\$198,000	\$1,320,000	\$0	\$0	\$0	\$0	\$0	\$0	\$0
LFA Well to AWS	Grant	\$0	\$0	\$0	\$0	\$0	\$400,000	\$400,000	\$400,000	\$400,000	\$400,000	\$400,000
Maitland Interconnect	Grant	\$0	\$0	\$0	\$0	\$0	\$25,000	\$0	\$0	\$0	\$0	\$0
Replace non-pvc 6" mains	Grant	\$100,000	\$100,000	\$100,000	\$100,000	\$100,000	\$100,000	\$100,000	\$100,000	\$100,000	\$100,000	\$100,000
Vereen LS	Grant	\$94,000	\$332,500	\$332,500	\$0	\$0	\$0	\$0	\$0	\$0	\$0	\$0
Lake Lovely Rehab	Grant	\$222,000	\$1,669,000	\$1,669,000	\$0	\$0	\$0	\$0	\$0	\$0	\$0	\$0
Eastern Service Area Rehab	Grant	\$0	\$854,000	\$4,268,000	\$4,268,000	\$4,268,000	\$0	\$0	\$0	\$0	\$0	\$0
Pre-Eval New WTP	Grant	\$0	\$0	\$0	\$0	\$130,000	\$0	\$0	\$0	\$0	\$0	\$0
<b>Totaled By</b>	<b>Funding Source</b>	<b>23-24</b>	<b>24-25</b>	<b>25-26</b>	<b>26-27</b>	<b>27-28</b>	<b>28-29</b>	<b>29-30</b>	<b>30-31</b>	<b>31-32</b>	<b>32-33</b>	
	Water Revenues	\$76,700	\$93,600	\$93,600	\$93,600	\$93,600	\$28,500	\$21,600	\$21,600	\$21,600	\$21,600	\$21,600
	Wastewater Revenues	\$0	\$53,800	\$53,800	\$53,800	\$53,800	\$53,800	\$53,800	\$53,800	\$53,800	\$53,800	\$53,800
	Grant	\$827,000	\$5,545,500	\$7,205,500	\$7,288,000	\$8,498,000	\$525,000	\$500,000	\$500,000	\$500,000	\$500,000	\$500,000
	<b>Total</b>	<b>\$903,700</b>	<b>\$5,692,900</b>	<b>\$7,352,900</b>	<b>\$7,435,400</b>	<b>\$8,645,400</b>	<b>\$607,300</b>	<b>\$575,400</b>	<b>\$575,400</b>	<b>\$575,400</b>	<b>\$575,400</b>	<b>\$575,400</b>

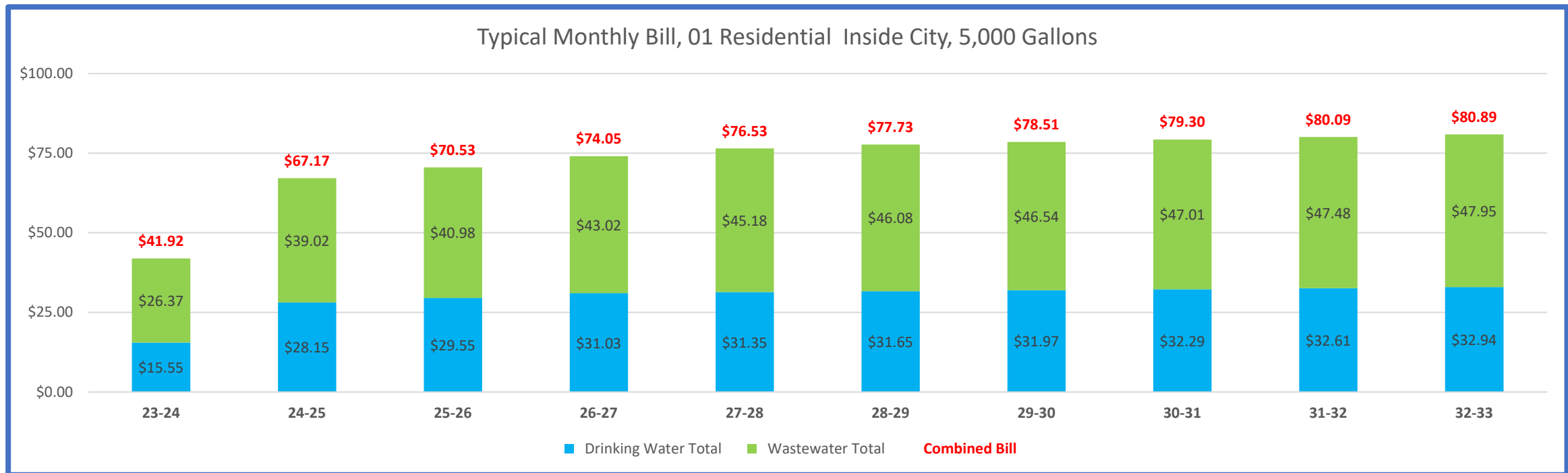
Eatonville  
 Eatonville 24 (Apt changes)  
 Fiscal Year: 2024  
 Debt Service Schedule

Debt	Fiscal Year												
	23-24	24-25	25-26	26-27	27-28	28-29	29-30	30-31	31-32	32-33	33-34	34-35	35-36
<b>Existing Debts:</b>													
CW 480200	\$13,400	\$13,400	\$13,400	\$13,400	\$13,400	\$13,400	\$13,400	\$13,400	\$13,400	\$13,400	\$13,400	\$13,400	\$13,400
CW 480202	\$64,800	\$64,800	\$64,800	\$64,800	\$64,800	\$64,800	\$64,800	\$64,800	\$64,800	\$64,800	\$64,800	\$64,800	\$64,800
CW 480240	\$4,500	\$4,500	\$4,500	\$4,500	\$4,500	\$4,500	\$4,500	\$4,500	\$4,500	\$4,500	\$4,500	\$4,500	\$4,500
USDA 2019A	\$3,800	\$3,900	\$3,900	\$4,000	\$4,100	\$4,100	\$4,200	\$4,300	\$4,400	\$4,400	\$4,500	\$4,600	\$4,700
USDA 2019B	\$1,500	\$1,500	\$1,500	\$1,600	\$1,600	\$1,600	\$1,600	\$1,700	\$1,700	\$1,700	\$1,800	\$1,800	\$1,800
<b>Anticipated Debts:</b>													
General Fund Reimbursement	\$0	\$155,500	\$155,500	\$155,500	\$155,500	\$155,500	\$155,500	\$155,500	\$155,500	\$155,500	\$155,500	\$155,500	\$155,500
<b>Total</b>	<b>\$87,900</b>	<b>\$243,500</b>	<b>\$243,600</b>	<b>\$243,700</b>	<b>\$243,800</b>	<b>\$243,900</b>	<b>\$244,000</b>	<b>\$244,100</b>	<b>\$244,200</b>	<b>\$244,300</b>	<b>\$244,400</b>	<b>\$244,500</b>	<b>\$244,700</b>
Drinking Water	\$0	\$77,800	\$77,800	\$77,800	\$77,800	\$77,800	\$77,800	\$77,800	\$77,800	\$77,800	\$77,800	\$77,800	\$77,800
Wastewater	\$87,900	\$165,800	\$165,900	\$166,000	\$166,100	\$166,200	\$166,300	\$166,400	\$166,500	\$166,600	\$166,700	\$166,800	\$166,900

Fund Name	Type of Expense	Cost Allocation	Description	Fiscal Year											
				Historical 22-23	Budget 23-24	Escalation Factor	24-25	25-26	26-27	27-28	28-29	29-30	30-31	31-32	32-33
400-536-1200	Personnel	50% Water 50% Wastewater	Wages	\$119,200	\$208,700	CPI	\$215,000	\$221,400	\$228,000	\$234,900	\$241,900	\$249,200	\$256,700	\$264,400	\$272,300
400-536-1400	Personnel	50% Water 50% Wastewater	Overtime	\$10,400	\$7,000	CPI	\$7,200	\$7,400	\$7,600	\$7,900	\$8,100	\$8,400	\$8,600	\$8,900	\$9,100
400-536-1700	Personnel	50% Water 50% Wastewater	Standby Pay	\$7,700	\$5,000	CPI	\$5,200	\$5,300	\$5,500	\$5,600	\$5,800	\$6,000	\$6,100	\$6,300	\$6,500
400-536-2100	Personnel	50% Water 50% Wastewater	Fica	\$10,500	\$16,900	CPI	\$17,400	\$17,900	\$18,400	\$19,000	\$19,600	\$20,200	\$20,800	\$21,400	\$22,000
400-536-2200	Personnel	50% Water 50% Wastewater	Retirement	\$4,100	\$4,100	CPI	\$4,200	\$4,300	\$4,400	\$4,600	\$4,700	\$4,800	\$5,000	\$5,100	\$5,300
400-536-2300	Personnel	50% Water 50% Wastewater	Health & Life Ins.	\$32,800	\$52,700	CPI	\$54,300	\$55,900	\$57,600	\$59,400	\$61,100	\$63,000	\$64,900	\$66,800	\$68,800
400-536-2400	Personnel	50% Water 50% Wastewater	Workers Comp	\$10,000	\$9,200	CPI	\$9,500	\$9,800	\$10,100	\$10,400	\$10,700	\$11,000	\$11,400	\$11,700	\$12,000
400-536-2500	Personnel	50% Water 50% Wastewater	Unemployment Comp	\$0	\$0	CPI	\$0	\$0	\$0	\$0	\$0	\$0	\$0	\$0	\$0
400-536-3100	Professional Services	Proportional to Customers (52:48)	Professional Services	\$6,800	\$55,000	CPI	\$56,600	\$58,300	\$60,100	\$61,900	\$63,800	\$65,700	\$67,600	\$69,700	\$71,800
400-536-3400	Professional Services	100% Water	Contractual Services	\$345,300	\$90,000	CPI	\$92,700	\$95,500	\$98,300	\$101,300	\$104,300	\$107,500	\$110,700	\$114,000	\$117,400
400-536-3410	Professional Services	100% Wastewater	Altamonte Contract	\$298,900	\$309,000	CPI	\$318,300	\$327,800	\$337,700	\$347,800	\$358,200	\$369,000	\$380,000	\$391,400	\$403,200
400-536-3500	O&M	Proportional to Customers (52:48)	Admin Expense	\$0	\$0	CPI	\$0	\$0	\$0	\$0	\$0	\$0	\$0	\$0	\$0
400-536-4000	O&M	Proportional to Customers (52:48)	Travel & Per Diem	\$0	\$2,000	CPI	\$2,100	\$2,100	\$2,200	\$2,300	\$2,300	\$2,400	\$2,500	\$2,500	\$2,600
400-536-4100	O&M	Proportional to Customers (52:48)	Communication	\$3,100	\$3,500	CPI	\$3,600	\$3,700	\$3,800	\$3,900	\$4,100	\$4,200	\$4,300	\$4,400	\$4,600
400-536-4200	O&M	Proportional to Customers (52:48)	Mail/Freight	\$7,300	\$5,000	CPI	\$5,200	\$5,300	\$5,500	\$5,600	\$5,800	\$6,000	\$6,100	\$6,300	\$6,500
400-536-4300	O&M	Proportional to Customers (52:48)	Utility Services	\$34,100	\$40,000	CPI	\$41,200	\$42,400	\$43,700	\$45,000	\$46,400	\$47,800	\$49,200	\$50,700	\$52,200
400-536-4400	O&M	Proportional to Customers (52:48)	Rentals/Leases	\$700	\$2,500	CPI	\$2,600	\$2,700	\$2,700	\$2,800	\$2,900	\$3,000	\$3,100	\$3,200	\$3,300
400-536-4610	O&M	Proportional to Customers (52:48)	Repair/Maint. Auto	\$2,500	\$5,000	CPI	\$5,200	\$5,300	\$5,500	\$5,600	\$5,800	\$6,000	\$6,100	\$6,300	\$6,500
400-536-4620	Maintenance	Proportional to Customers (52:48)	Repair/Maint. Other	\$18,800	\$40,000	CPI	\$41,200	\$42,400	\$43,700	\$45,000	\$46,400	\$47,800	\$49,200	\$50,700	\$52,200
400-536-4630	Maintenance	Proportional to Customers (52:48)	Repair/Maint.	\$21,100	\$25,000	CPI	\$25,800	\$26,500	\$27,300	\$28,100	\$29,000	\$29,900	\$30,700	\$31,700	\$32,600
400-536-4650	Maintenance	100% Water	Repair/Maint Water Lines	\$91,700	\$15,000	CPI	\$15,400	\$15,900	\$16,400	\$16,900	\$17,400	\$17,900	\$18,400	\$19,000	\$19,600
400-536-4660	Maintenance	100% Wastewater	Repair/Maint Sewer Lines	\$17,900	\$15,000	CPI	\$15,400	\$15,900	\$16,400	\$16,900	\$17,400	\$17,900	\$18,400	\$19,000	\$19,600
400-536-4700	O&M	Proportional to Customers (52:48)	Printing/Binding	\$400	\$1,000	CPI	\$1,000	\$1,100	\$1,100	\$1,100	\$1,200	\$1,200	\$1,200	\$1,300	\$1,300
400-536-4900	O&M	Proportional to Customers (52:48)	Legal Ads	\$200	\$1,000	CPI	\$1,000	\$1,100	\$1,100	\$1,100	\$1,200	\$1,200	\$1,200	\$1,300	\$1,300
400-536-5100	O&M	Proportional to Customers (52:48)	Office Supplies	\$100	\$2,000	CPI	\$2,100	\$2,100	\$2,200	\$2,300	\$2,300	\$2,400	\$2,500	\$2,500	\$2,600
400-536-5210	O&M	Proportional to Customers (52:48)	Operating Supplies	\$13,400	\$30,000	CPI	\$30,900	\$31,800	\$32,800	\$33,800	\$34,800	\$35,800	\$36,900	\$38,000	\$39,100
400-536-5220	O&M	Proportional to Customers (52:48)	Uniforms	\$1,200	\$1,500	CPI	\$1,500	\$1,600	\$1,600	\$1,700	\$1,700	\$1,800	\$1,800	\$1,900	\$2,000
400-536-5280	O&M	100% Water	Chemicals	\$26,200	\$30,000	CPI	\$30,900	\$31,800	\$32,800	\$33,800	\$34,800	\$35,800	\$36,900	\$38,000	\$39,100
400-536-5290	O&M	Proportional to Customers (52:48)	Gas/Oil	\$7,200	\$10,000	CPI	\$10,300	\$10,600	\$10,900	\$11,300	\$11,600	\$11,900	\$12,300	\$12,700	\$13,000
400-536-5400	O&M	Proportional to Customers (52:48)	Books/Subscriptions/Memberships	\$1,500	\$800	CPI	\$800	\$800	\$800	\$800	\$900	\$900	\$900	\$1,000	\$1,000
400-536-5410	O&M	Proportional to Customers (52:48)	Training	\$0	\$3,000	CPI	\$3,100	\$3,200	\$3,300	\$3,400	\$3,500	\$3,600	\$3,700	\$3,800	\$3,900
400-536-5800	O&M	Proportional to Customers (52:48)	Contingency	\$0	\$46,600	CPI	\$48,000	\$49,400	\$50,900	\$52,400	\$54,000	\$55,600	\$57,300	\$59,000	\$60,800
400-536-6202	O&M	100% Water	Meter Replacement	\$24,500	\$0	CPI	\$0	\$0	\$0	\$0	\$0	\$0	\$0	\$0	\$0
400-536-6203	Maintenance	100% Water	Valve Replacement	\$4,000	\$46,000	CPI	\$47,400	\$48,800	\$50,300	\$51,800	\$53,300	\$54,900	\$56,600	\$58,300	\$60,000
400-536-6300	O&M	Proportional to Customers (52:48)	Improvements Other	\$2,400	\$17,600	CPI	\$18,100	\$18,700	\$19,200	\$19,800	\$20,400	\$21,000	\$21,600	\$22,300	\$23,000
400-536-6300	O&M	100% Wastewater	Lift Station Improvements	\$29,500	\$0	CPI	\$0	\$0	\$0	\$0	\$0	\$0	\$0	\$0	\$0
400-536-6410	Capital	Proportional to Customers (52:48)	Vehicle	\$13,300	\$20,000	CPI	\$20,600	\$21,200	\$21,900	\$22,500	\$23,200	\$23,900	\$24,600	\$25,300	\$26,100
400-536-6420	Capital	Proportional to Customers (52:48)	Equipment/Machinery	\$14,100	\$20,000	CPI	\$20,600	\$21,200	\$21,900	\$22,500	\$23,200	\$23,900	\$24,600	\$25,300	\$26,100
<b>Total</b>				<b>\$1,181,200</b>	<b>\$1,140,000</b>		<b>\$1,174,200</b>	<b>\$1,209,500</b>	<b>\$1,245,800</b>	<b>\$1,283,100</b>	<b>\$1,321,600</b>	<b>\$1,361,300</b>	<b>\$1,402,100</b>	<b>\$1,444,200</b>	<b>\$1,487,500</b>
Drinking Water Total				\$666,114	\$505,180	\$0	\$520,380	\$535,780	\$551,944	\$568,608	\$585,690	\$603,320	\$621,198	\$639,948	\$659,000
Wastewater Total				\$514,786	\$634,920	\$0	\$654,020	\$673,420	\$693,756	\$714,592	\$736,110	\$758,280	\$780,702	\$804,252	\$828,400

Eatonville  
 Eatonville 24 (Apt changes)  
 Fiscal Year: 2024  
 Typical Monthly Bill, 01 Residential Inside City, 5,000 Gallons

	Fiscal Year									
	23-24	24-25	25-26	26-27	27-28	28-29	29-30	30-31	31-32	32-33
<b>Drinking Water</b>										
Base Charge	\$8.75	\$15.84	\$16.63	\$17.46	\$17.64	\$17.81	\$17.99	\$18.17	\$18.35	\$18.54
Usage Charge, 5,000 Gallons	\$6.80	\$12.31	\$12.92	\$13.57	\$13.71	\$13.84	\$13.98	\$14.12	\$14.26	\$14.40
Drinking Water Total	\$15.55	\$28.15	\$29.55	\$31.03	\$31.35	\$31.65	\$31.97	\$32.29	\$32.61	\$32.94
<b>Wastewater</b>										
Base Charge	\$17.61	\$26.06	\$27.37	\$28.73	\$30.17	\$30.77	\$31.08	\$31.39	\$31.71	\$32.02
Usage Charge, 5,000 Gallons	\$8.76	\$12.96	\$13.61	\$14.29	\$15.01	\$15.31	\$15.46	\$15.62	\$15.77	\$15.93
Wastewater Total	\$26.37	\$39.02	\$40.98	\$43.02	\$45.18	\$46.08	\$46.54	\$47.01	\$47.48	\$47.95
<b>Combined Bill</b>	<b>\$41.92</b>	<b>\$67.17</b>	<b>\$70.53</b>	<b>\$74.05</b>	<b>\$76.53</b>	<b>\$77.73</b>	<b>\$78.51</b>	<b>\$79.30</b>	<b>\$80.09</b>	<b>\$80.89</b>



Eatonville  
 Eatonville 24 (Apt changes)  
 Fiscal Year: 2024  
 Rate Schedule

	Fiscal Year									
	23-24	24-25	25-26	26-27	27-28	28-29	29-30	30-31	31-32	32-33
<b>Drinking Water</b>										
<b>01 Residential</b>										
Base Charges Inside City										
5/8-inch	\$8.75	\$15.84	\$16.63	\$17.46	\$17.64	\$17.81	\$17.99	\$18.17	\$18.35	\$18.54
Usage Charges Inside City										
0 to 1,000 gallons	\$0.00	\$0.00	\$0.00	\$0.00	\$0.00	\$0.00	\$0.00	\$0.00	\$0.00	\$0.00
1,001 to 5,000 gallons	\$1.70	\$3.08	\$3.23	\$3.39	\$3.43	\$3.46	\$3.50	\$3.53	\$3.57	\$3.60
5,001 to 10,000 gallons	\$2.89	\$5.23	\$5.49	\$5.77	\$5.82	\$5.88	\$5.94	\$6.00	\$6.06	\$6.12
10,001 gallons or more	\$4.91	\$8.89	\$9.33	\$9.80	\$9.90	\$9.99	\$10.09	\$10.20	\$10.30	\$10.40
<b>04 &amp; 99 Commercial</b>										
Base Charges Inside City										
5/8-inch	\$14.63	\$26.48	\$27.80	\$29.19	\$29.49	\$29.78	\$30.08	\$30.38	\$30.68	\$30.99
Usage Charges Inside City										
0 to 1,000 gallons	\$0.00	\$0.00	\$0.00	\$0.00	\$0.00	\$0.00	\$0.00	\$0.00	\$0.00	\$0.00
1,001 to 5,000 gallons	\$1.90	\$3.44	\$3.61	\$3.79	\$3.83	\$3.87	\$3.91	\$3.95	\$3.98	\$4.02
5,001 to 10,000 gallons	\$2.74	\$4.96	\$5.21	\$5.47	\$5.52	\$5.58	\$5.63	\$5.69	\$5.75	\$5.80
10,001 gallons or more	\$4.65	\$8.42	\$8.84	\$9.28	\$9.37	\$9.47	\$9.56	\$9.66	\$9.75	\$9.85
<b>W08 &amp; S08</b>										
Base Charges Inside City										
5/8-inch	\$8.75	\$15.84	\$16.63	\$17.46	\$17.64	\$17.81	\$17.99	\$18.17	\$18.35	\$18.50
Usage Charges Inside City										
0 to 1,000 gallons	\$0.00	\$0.00	\$0.00	\$0.00	\$0.00	\$0.00	\$0.00	\$0.00	\$0.00	\$0.00
1,001 to 5,000 gallons	\$1.70	\$3.08	\$3.23	\$3.39	\$3.43	\$3.46	\$3.50	\$3.53	\$3.57	\$3.60
5,001 to 10,000 gallons	\$2.89	\$5.23	\$5.49	\$5.77	\$5.82	\$5.88	\$5.94	\$6.00	\$6.06	\$6.12
10,001 gallons or more	\$4.91	\$8.89	\$9.33	\$9.80	\$9.90	\$9.99	\$10.09	\$10.20	\$10.30	\$10.40



	23-24	24-25	25-26	26-27	27-28	28-29	29-30	30-31	31-32	32-33
<b>64 Inscribe Lake Weston Apts</b>										
Base Charges Inside City										
5/8-inch	\$8.75	\$15.84	\$16.63	\$17.46	\$17.64	\$17.81	\$17.99	\$18.17	\$18.35	\$18.50
Usage Charges Inside City										
0 to 1,000 gallons	\$0.00	\$0.00	\$0.00	\$0.00	\$0.00	\$0.00	\$0.00	\$0.00	\$0.00	\$0.00
1,001 to 5,000 gallons	\$1.70	\$3.08	\$3.23	\$3.39	\$3.43	\$3.46	\$3.50	\$3.53	\$3.57	\$3.60
5,001 to 10,000 gallons	\$2.89	\$5.23	\$5.49	\$5.77	\$5.82	\$5.88	\$5.94	\$6.00	\$6.06	\$6.12
10,001 gallons or more	\$4.91	\$8.89	\$9.33	\$9.80	\$9.90	\$9.99	\$10.09	\$10.20	\$10.30	\$10.40
<b>80 West Kennedy Apts</b>										
Base Charges Inside City										
5/8-inch	\$8.75	\$15.84	\$16.63	\$17.46	\$17.64	\$17.81	\$17.99	\$18.17	\$18.35	\$18.50
Usage Charges Inside City										
0 to 1,000 gallons	\$0.00	\$0.00	\$0.00	\$0.00	\$0.00	\$0.00	\$0.00	\$0.00	\$0.00	\$0.00
1,001 to 5,000 gallons	\$1.70	\$3.08	\$3.23	\$3.39	\$3.43	\$3.46	\$3.50	\$3.53	\$3.57	\$3.60
5,001 to 10,000 gallons	\$2.89	\$5.23	\$5.49	\$5.77	\$5.82	\$5.88	\$5.94	\$6.00	\$6.06	\$6.12
10,001 gallons or more	\$4.91	\$8.89	\$9.33	\$9.80	\$9.90	\$9.99	\$10.09	\$10.20	\$10.30	\$10.40
<b>64 Wayne Densch Center Apt</b>										
Base Charges Inside City										
5/8-inch	\$8.75	\$15.84	\$16.63	\$17.46	\$17.64	\$17.81	\$17.99	\$18.17	\$18.35	\$18.50
Usage Charges Inside City										
0 to 1,000 gallons	\$0.00	\$0.00	\$0.00	\$0.00	\$0.00	\$0.00	\$0.00	\$0.00	\$0.00	\$0.00
1,001 to 5,000 gallons	\$1.70	\$3.08	\$3.23	\$3.39	\$3.43	\$3.46	\$3.50	\$3.53	\$3.57	\$3.60
5,001 to 10,000 gallons	\$2.89	\$5.23	\$5.49	\$5.77	\$5.82	\$5.88	\$5.94	\$6.00	\$6.06	\$6.12
10,001 gallons or more	\$4.91	\$8.89	\$9.33	\$9.80	\$9.90	\$9.99	\$10.09	\$10.20	\$10.30	\$10.40
<b>80 Eko at lake Shadow Apt.</b>										
Base Charges Inside City										
5/8-inch	\$8.75	\$15.84	\$16.63	\$17.46	\$17.64	\$17.81	\$17.99	\$18.17	\$18.35	\$18.50
Usage Charges Inside City										
0 to 1,000 gallons	\$0.00	\$0.00	\$0.00	\$0.00	\$0.00	\$0.00	\$0.00	\$0.00	\$0.00	\$0.00
1,001 to 5,000 gallons	\$1.70	\$3.08	\$3.23	\$3.39	\$3.43	\$3.46	\$3.50	\$3.53	\$3.57	\$3.60
5,001 to 10,000 gallons	\$2.89	\$5.23	\$5.49	\$5.77	\$5.82	\$5.88	\$5.94	\$6.00	\$6.06	\$6.12
10,001 gallons or more	\$4.91	\$8.89	\$9.33	\$9.80	\$9.90	\$9.99	\$10.09	\$10.20	\$10.30	\$10.40

	23-24	24-25	25-26	26-27	27-28	28-29	29-30	30-31	31-32	32-33
<b>Wastewater</b>										
<b>01 Residential</b>										
Base Charges Inside City										
5/8-inch	\$17.61	\$26.06	\$27.37	\$28.73	\$30.17	\$30.77	\$31.08	\$31.39	\$31.71	\$32.02
Usage Charges Inside City										
0 to 1,000 gallons	\$0.00	\$0.00	\$0.00	\$0.00	\$0.00	\$0.00	\$0.00	\$0.00	\$0.00	\$0.00
1,001 to 5,000 gallons	\$2.19	\$3.24	\$3.40	\$3.57	\$3.75	\$3.83	\$3.87	\$3.90	\$3.94	\$3.98
5,001 to 10,000 gallons	\$3.72	\$5.51	\$5.78	\$6.07	\$6.37	\$6.50	\$6.57	\$6.63	\$6.70	\$6.76
10,001 gallons or more	\$6.32	\$9.35	\$9.82	\$10.31	\$10.83	\$11.04	\$11.15	\$11.27	\$11.38	\$11.49
<b>04 &amp; 99 Commercial</b>										
Base Charges Inside City										
5/8-inch	\$33.16	\$49.08	\$51.53	\$54.11	\$56.81	\$57.95	\$58.53	\$59.11	\$59.70	\$60.30
Usage Charges Inside City										
0 to 1,000 gallons	\$0.00	\$0.00	\$0.00	\$0.00	\$0.00	\$0.00	\$0.00	\$0.00	\$0.00	\$0.00
1,001 to 5,000 gallons	\$3.29	\$4.87	\$5.11	\$5.37	\$5.64	\$5.75	\$5.81	\$5.87	\$5.92	\$5.98
5,001 to 10,000 gallons	\$5.59	\$8.27	\$8.69	\$9.12	\$9.58	\$9.77	\$9.87	\$9.97	\$10.06	\$10.17
10,001 gallons or more	\$9.51	\$14.07	\$14.78	\$15.52	\$16.29	\$16.62	\$16.79	\$16.95	\$17.12	\$17.29
<b>W08 &amp; S08</b>										
Base Charges Inside City										
5/8-inch	\$17.61	\$26.06	\$27.37	\$28.73	\$30.17	\$30.77	\$31.08	\$31.39	\$31.71	\$32.02
Usage Charges Inside City										
0 to 1,000 gallons	\$0.00	\$0.00	\$0.00	\$0.00	\$0.00	\$0.00	\$0.00	\$0.00	\$0.00	\$0.00
1,001 to 5,000 gallons	\$2.19	\$3.24	\$3.40	\$3.57	\$3.75	\$3.83	\$3.87	\$3.90	\$3.94	\$3.98
5,001 to 10,000 gallons	\$3.72	\$5.51	\$5.78	\$6.07	\$6.37	\$6.50	\$6.57	\$6.63	\$6.70	\$6.76
10,001 gallons or more	\$6.32	\$9.35	\$9.82	\$10.31	\$10.83	\$11.04	\$11.15	\$11.27	\$11.38	\$11.49
<b>64 Inscribe Lake Weston Apts</b>										
Base Charges Inside City										
5/8-inch	\$17.61	\$26.06	\$27.37	\$28.73	\$30.17	\$30.77	\$31.08	\$31.39	\$31.71	\$32.02
Usage Charges Inside City										
0 to 1,000 gallons	\$0.00	\$0.00	\$0.00	\$0.00	\$0.00	\$0.00	\$0.00	\$0.00	\$0.00	\$0.00
1,001 to 5,000 gallons	\$2.19	\$3.24	\$3.40	\$3.57	\$3.75	\$3.83	\$3.87	\$3.90	\$3.94	\$3.98
5,001 to 10,000 gallons	\$3.72	\$5.51	\$5.78	\$6.07	\$6.37	\$6.50	\$6.57	\$6.63	\$6.70	\$6.76
10,001 gallons or more	\$6.32	\$9.35	\$9.82	\$10.31	\$10.83	\$11.04	\$11.15	\$11.27	\$11.38	\$11.49

	23-24	24-25	25-26	26-27	27-28	28-29	29-30	30-31	31-32	32-33
<b>80 West Kennedy Apts</b>										
Base Charges Inside City										
5/8-inch	\$17.61	\$26.06	\$27.37	\$28.73	\$30.17	\$30.77	\$31.08	\$31.39	\$31.71	\$32.02
Usage Charges Inside City										
0 to 1,000 gallons	\$0.00	\$0.00	\$0.00	\$0.00	\$0.00	\$0.00	\$0.00	\$0.00	\$0.00	\$0.00
1,001 to 5,000 gallons	\$2.19	\$3.24	\$3.40	\$3.57	\$3.75	\$3.83	\$3.87	\$3.90	\$3.94	\$3.98
5,001 to 10,000 gallons	\$3.72	\$5.51	\$5.78	\$6.07	\$6.37	\$6.50	\$6.57	\$6.63	\$6.70	\$6.76
10,001 gallons or more	\$6.32	\$9.35	\$9.82	\$10.31	\$10.83	\$11.04	\$11.15	\$11.27	\$11.38	\$11.49
<b>64 Wayne Densch Center Apt</b>										
Base Charges Inside City										
5/8-inch	\$17.61	\$26.06	\$27.37	\$28.73	\$30.17	\$30.77	\$31.08	\$31.39	\$31.71	\$32.02
Usage Charges Inside City										
0 to 1,000 gallons	\$0.00	\$0.00	\$0.00	\$0.00	\$0.00	\$0.00	\$0.00	\$0.00	\$0.00	\$0.00
1,001 to 5,000 gallons	\$2.19	\$3.24	\$3.40	\$3.57	\$3.75	\$3.83	\$3.87	\$3.90	\$3.94	\$3.98
5,001 to 10,000 gallons	\$3.72	\$5.51	\$5.78	\$6.07	\$6.37	\$6.50	\$6.57	\$6.63	\$6.70	\$6.76
10,001 gallons or more	\$6.32	\$9.35	\$9.82	\$10.31	\$10.83	\$11.04	\$11.15	\$11.27	\$11.38	\$11.49
<b>S02 Sewer Only</b>										
Base Charges Inside City										
5/8-inch	\$26.53	\$39.26	\$41.23	\$43.29	\$45.45	\$46.36	\$46.83	\$47.29	\$47.77	\$48.25

\* These customers are considered Master Meter Customers. Each should be assessed and charged residential rates per unit.

Rate Code(s)	Name	Number of Units
W08 & S08	200 Clark Street Duplexes	8
80	Eko at lake Shadow Apt.	96
80	West Kennedy Apts	80
64	Wayne Densch Center Apt	77
64	Inscribe Lake Weston Apts	437

Eatonville  
 Eatonville 24 (Apt changes)  
 Fiscal Year: 2024  
 Rate Revenue, Existing Rates for Fiscal Year 2024

Base Charge Revenues	Meter Sizes	Base Charge	Number of Connections	Annual Revenue
<b>Drinking Water</b>				
<b>01 Residential</b>				
Base Charges Inside City				
	5/8-inch	\$8.75	774.00	\$81,270.00
<b>04 &amp; 99 Commercial</b>				
Base Charges Inside City				
	5/8-inch	\$14.63	125.00	\$21,945.00
<b>W08 &amp; S08</b>				
Base Charges Inside City				
	5/8-inch	\$8.75	8.00	\$840.00
<b>64 Inscribe Lake Weston Apts</b>				
Base Charges Inside City				
	5/8-inch	\$8.75	437.00	\$45,885.00
<b>80 West Kennedy Apts</b>				
Base Charges Inside City				
	5/8-inch	\$8.75	80.00	\$8,400.00
<b>64 Wayne Densch Center Apt</b>				
Base Charges Inside City				
	5/8-inch	\$8.75	77.00	\$8,085.00
<b>80 Eko at lake Shadow Apt.</b>				
Base Charges Inside City				
	5/8-inch	\$8.75	96.00	\$10,080.00
Subtotal				\$176,505.00

Base Charge Revenues	Meter Sizes	Base Charge	Number of Connections	Annual Revenue
<b>Wastewater</b>				
<b>01 Residential</b>				
Base Charges Inside City				
	5/8-inch	\$17.61	740.00	\$156,376.80
<b>04 &amp; 99 Commercial</b>				
Base Charges Inside City				
	5/8-inch	\$33.16	87.00	\$34,619.04
<b>W08 &amp; S08</b>				
Base Charges Inside City				
	5/8-inch	\$17.61	8.00	\$1,690.56
<b>64 Inscribe Lake Weston Apts</b>				
Base Charges Inside City				
	5/8-inch	\$17.61	437.00	\$92,346.84
<b>80 West Kennedy Apts</b>				
Base Charges Inside City				
	5/8-inch	\$17.61	80.00	\$16,905.60
<b>64 Wayne Densch Center Apt</b>				
Base Charges Inside City				
	5/8-inch	\$17.61	77.00	\$16,271.64
<b>S02 Sewer Only</b>				
Base Charges Inside City				
	5/8-inch	\$26.53	1.00	\$318.36
Subtotal				\$318,528.84
<b>Total</b>				<b>\$495,033.84</b>

Usage Charge Revenues	Gallon Range	Rate per Thousand Gallons	Monthly Water Sold (kgal)	Annual Revenue
<b>Drinking Water</b>				
<b>01 Residential</b>				
Usage Charges Inside City				
Block 1	0 to 1,000 gallons	\$0.00	774.00	\$0.00
Block 2	1,001 to 5,000 gallons	\$1.70	2,139.00	\$43,635.60
Block 3	5,001 to 10,000 gallons	\$2.89	0.00	\$0.00
Block 4	10,001 gallons or more	\$4.91	0.00	\$0.00
<b>04 &amp; 99 Commercial</b>				
Usage Charges Inside City				
Block 1	0 to 1,000 gallons	\$0.00	125.00	\$0.00
Block 2	1,001 to 5,000 gallons	\$1.90	500.00	\$11,400.00
Block 3	5,001 to 10,000 gallons	\$2.74	625.00	\$20,550.00
Block 4	10,001 gallons or more	\$4.65	1,374.50	\$76,697.10
<b>W08 &amp; S08</b>				
Usage Charges Inside City				
Block 1	0 to 1,000 gallons	\$0.00	8.00	\$0.00
Block 2	1,001 to 5,000 gallons	\$1.70	32.00	\$652.80
Block 3	5,001 to 10,000 gallons	\$2.89	10.50	\$364.14
Block 4	10,001 gallons or more	\$4.91	0.00	\$0.00
<b>64 Inscribe Lake Weston Apts</b>				
Usage Charges Inside City				
Block 1	0 to 1,000 gallons	\$0.00	297.25	\$0.00
Block 2	1,001 to 5,000 gallons	\$1.70	0.00	\$0.00
Block 3	5,001 to 10,000 gallons	\$2.89	0.00	\$0.00
Block 4	10,001 gallons or more	\$4.91	0.00	\$0.00
<b>80 West Kennedy Apts</b>				
Usage Charges Inside City				
Block 1	0 to 1,000 gallons	\$0.00	80.00	\$0.00
Block 2	1,001 to 5,000 gallons	\$1.70	166.67	\$3,400.00
Block 3	5,001 to 10,000 gallons	\$2.89	0.00	\$0.00
Block 4	10,001 gallons or more	\$4.91	0.00	\$0.00
<b>64 Wayne Densch Center Apt</b>				
Usage Charges Inside City				
Block 2	1,001 to 5,000 gallons	\$1.70	95.08	\$1,939.70
Block 3	5,001 to 10,000 gallons	\$2.89	0.00	\$0.00
Block 4	10,001 gallons or more	\$4.91	0.00	\$0.00
<b>80 Eko at lake Shadow Apt.</b>				
Usage Charges Inside City				
Block 2	1,001 to 5,000 gallons	\$1.70	0.00	\$0.00
Block 3	5,001 to 10,000 gallons	\$2.89	0.00	\$0.00
Block 4	10,001 gallons or more	\$4.91	0.00	\$0.00
Subtotal				\$158,639.34

Usage Charge Revenues	Gallon Range	Rate per Thousand Gallons	Monthly Water Sold (kgal)	Annual Revenue
<b>Wastewater</b>				
<b>01 Residential</b>				
Usage Charges Inside City				
Block 1	0 to 1,000 gallons	\$0.00	740.00	\$0.00
Block 2	1,001 to 5,000 gallons	\$2.19	2,690.92	\$70,717.29
Block 3	5,001 to 10,000 gallons	\$3.72	0.00	\$0.00
Block 4	10,001 gallons or more	\$6.32	0.00	\$0.00
<b>04 &amp; 99 Commercial</b>				
Usage Charges Inside City				
Block 1	0 to 1,000 gallons	\$0.00	87.00	\$0.00
Block 2	1,001 to 5,000 gallons	\$3.29	348.00	\$13,739.04
Block 3	5,001 to 10,000 gallons	\$5.59	435.00	\$29,179.80
Block 4	10,001 gallons or more	\$9.51	813.25	\$92,808.09
<b>W08 &amp; S08</b>				
Usage Charges Inside City				
Block 1	0 to 1,000 gallons	\$0.00	8.00	\$0.00
Block 2	1,001 to 5,000 gallons	\$2.19	32.00	\$840.96
Block 3	5,001 to 10,000 gallons	\$3.72	10.50	\$468.72
Block 4	10,001 gallons or more	\$6.32	0.00	\$0.00
<b>64 Inscribe Lake Weston Apts</b>				
Usage Charges Inside City				
Block 1	0 to 1,000 gallons	\$0.00	297.25	\$0.00
Block 2	1,001 to 5,000 gallons	\$2.19	0.00	\$0.00
Block 3	5,001 to 10,000 gallons	\$3.72	0.00	\$0.00
Block 4	10,001 gallons or more	\$6.32	0.00	\$0.00
<b>80 West Kennedy Apts</b>				
Usage Charges Inside City				
Block 1	0 to 1,000 gallons	\$0.00	80.00	\$0.00
Block 2	1,001 to 5,000 gallons	\$2.19	166.67	\$4,380.00
Block 3	5,001 to 10,000 gallons	\$3.72	0.00	\$0.00
Block 4	10,001 gallons or more	\$6.32	0.00	\$0.00
<b>64 Wayne Densch Center Apt</b>				
Usage Charges Inside City				
Block 2	1,001 to 5,000 gallons	\$2.19	95.08	\$2,498.79
Block 3	5,001 to 10,000 gallons	\$3.72	0.00	\$0.00
Block 4	10,001 gallons or more	\$6.32	0.00	\$0.00
Subtotal				\$214,632.69
<b>Total</b>				<b>\$373,272.03</b>

Combined Revenues				Annual Revenue
<b>Drinking Water</b>				
Base Charge Revenue				\$176,505.00
Usage Charge Revenue				\$158,639.34
Other Revenue				\$87,473.00
Subtotal				\$422,617.34
<b>Wastewater</b>				
Base Charge Revenue				\$318,528.84
Usage Charge Revenue				\$214,632.69
Other Revenue				\$87,473.00
Subtotal				\$620,634.53
<b>Total</b>				<b>\$1,043,251.87</b>



**Eatonville**  
**Eatonville 24 (Apt changes)**  
**Fiscal Year: 2024**  
**System Summary**

<b>System Statistic</b>	<b>Value</b>
Number of Water Meters	783
Number of Wastewater Connections	718
Water Production (gallons/day)	275,339.00
Wastewater Treatment (gallons/day)	227,074.00

**Eatonville**  
**Eatonville 24 (Apt changes)**  
**Fiscal Year: 2024**  
**Capital Financing Plan**

	Allocation	Fiscal Year 2022	Fiscal Year 2023
(a) Operating Revenues			
Drinking Water Rate Revenues	100% Water	\$246,934.00	\$254,131.00
Wastewater Rate Revenues	100% Wastewater	\$340,654.00	\$338,551.00
Subtotal		\$587,588.00	\$592,682.00
(b) Interest Income	50% Water 50% Wastewater	\$14.00	\$71.00
(c) Other Incomes			
On/Off Fees	50% Water 50% Wastewater	\$13,588.00	\$12,910.00
Connection Fees	50% Water 50% Wastewater	\$0.00	\$536,000.00
Late Penalty	50% Water 50% Wastewater	\$21,914.00	\$11,144.00
Misc.	50% Water 50% Wastewater	\$30.00	\$3,316.00
Alt Springs ERU Fee	50% Water 50% Wastewater	\$6,945.00	\$2,315.00
Utility Service Tax- Water	100% Water	\$0.00	\$24,090.00
OT on/off fee	50% Water 50% Wastewater	\$600.00	\$200.00
Return Check	50% Water 50% Wastewater	\$80.00	\$265.00
Tampering	50% Water 50% Wastewater	\$1,100.00	\$263.00
(d) Total Revenues		\$631,859.00	\$1,183,256.00
(e) Operating Expenses (excluding interest on debt, depreciation, and other non-cash items)	75% DW 25% WW	\$1,112,057.00	\$1,063,920.00
(f) Net Revenues (f = d – e)		-\$480,198.00	\$119,336.00