

DESCHUTES COUNTY PUBLIC SAFETY COORDINATING COUNCIL MEETING

Via ZOOM:

<https://us02web.zoom.us/j/88103424024?pwd=Wk5WaU5oWVZId3drSDY4ZlVNZlZTUT09>

Meeting ID: 881 0342 4024 Passcode: 736013





Tuesday, March 4, 2025; 3:30pm

Agenda

- I. Call to Order**
Chair Presiding Judge Wells Ashby
- II. Introductions**
Chair Presiding Judge Wells Ashby
- III. February 2025 Minutes** **Attachment 1**
Chair Ashby
Action: Approve January Minutes
- IV. Public Comment**
Chair Ashby
- V. Deschutes County Deflection** **Attachment 2**
Neil Marchington, DCSO
Discussion: Program Update
- VI. Statistical Transparency of Policing (STOP) Program**
Steve Webster, Department of Public Safety Standards and Training
Discussion: Program Update
- VII. Agency Updates and Other Business**
Chair Ashby

Reminder!

Meeting **agendas and materials** are now located here: <https://www.deschutes.org/meetings>.

| | | |
|---|---|--|
|  |  | <p>Deschutes County encourages persons with disabilities to participate in all programs and activities. This event/location is accessible to people with disabilities. If you need accommodations to make participation possible, please call (541) 388-6571 or send email to angie.powers@deschutes.org.</p> <p>Condado de Deschutes alienta a las personas cualificadas con discapacidad a participar en sus programas y actividades. Esta evento/ubicación es accesible para personas con discapacidad. Si necesita hacer arreglos para hacer posible la participación, llame al (541) 388-6571 o envíe un correo electrónico a angie.powers@deschutes.org.</p> |
|  |  | |



Oregon Behavioral Health Deflection Program

Deschutes County

Monthly REDCap® Report - Draft data extract from 02/03/25

Notes:

- 1) *This report includes all data from September first through the date of extract.*
- 2) *These tables do not represent all data that are being tracked. Variables with insufficient data for reliable reporting in the current extract are not included.*
- 3) *"Total" and "n" equal the number of individuals included in a table for whom there is data.*
- 4) *"Multiple response" counts are presented for variables that are "check all that apply." The number of responses may be more than the number of individuals.*
- 5) *"Missing" refers to the number of participants who do not have any data entered yet for that variable. Due to the nature of the ongoing data collection and the length of deflection programs, participants may have missing data for several months.*
- 6) *We are unable to provide counts of missing data for tables with "Multiple responses."*

Table of contents

| | |
|--|----|
| Table 1. Deflection referrals and participant status (DES) | 3 |
| Table 2a. Gender (DES) | 3 |
| Table 2b. Race (DES)..... | 4 |
| Table 2c. Disability (DES)..... | 4 |
| Table 3. Who was the first point of contact with the participant? (DES)..... | 5 |
| Table 4. Referral pathway (DES)..... | 6 |
| Table 5. Reasons for program ineligibility (DES)..... | 6 |
| Table 6. Reasons why deflection was not completed (DES)..... | 7 |
| Table 7. Screenings and Assessments (DES) | 8 |
| Table 8. Was a substance use disorder identified? (DES) | 9 |
| Table 9. Substance use disorder type (DES)..... | 9 |
| Table 10. Was a mental health disorder identified? (DES)..... | 9 |
| Table 11. Mental health diagnoses by type (DES)..... | 10 |
| Table 12. Types of referrals to services (DES)..... | 10 |
| Table 13. Referrals and services received (DES) | 11 |
| Table 14. Housing situation at time of deflection (DES) | 13 |
| Table 15. Was housing situation stable? (DES)..... | 13 |
| Table 16. Was housing situation safe? (DES)..... | 14 |
| Table 17. Employment status at time of deflection (DES) | 14 |
| Table 18. Medical needs at time of deflection (DES)..... | 15 |
| Table 19. Food insecurity at time of deflection (DES)..... | 15 |
| Table 20. Insurance status at time of deflection (DES)..... | 15 |

Table 1. Deflection referrals and participant status (DES)

| Consort | Frequency |
|------------------------------|-----------|
| Total referred to deflection | 33 |
| Deflection events | 33 |
| Qualified for deflection | 31 |
| Entered program | 23 |
| Did not complete deflection | 6 |
| Completed deflection | 10 |

Table 2a. Gender (DES)

| Gender | Gender (n = 31) |
|------------------------------------|-----------------|
| Male | 21 |
| Female | 9 |
| Transgender man (female to male) | 0 |
| Transgender woman (male to female) | 0 |
| Non-binary | 0 |
| Additional gender category | 0 |
| Prefer not to answer | 0 |
| Don't know | 1 |

Table 2b. Race (DES)

| Race | Race (n = 31) |
|-------------------------------------|---------------|
| American Indian or Alaska Native | 0 |
| Asian | 0 |
| Black or African American | 0 |
| Latino/a/x | 1 |
| Middle Eastern/North African | 0 |
| Native Hawaiian or Pacific Islander | 0 |
| White | 29 |
| Different race | 0 |
| Prefer not to answer | 0 |
| Don't know | 1 |

Table 2c. Disability (DES)

| Disability | Disability (n = 31) |
|---|---------------------|
| Serious difficulty hearing | 0 |
| Serious difficulty seeing, even when wearing glasses | 0 |
| Because of a physical, mental, or emotional condition, serious difficulty concentrating, remembering, or making decisions | 3 |
| Serious difficulty walking or climbing stairs | 0 |
| Difficulty dressing or bathing | 0 |
| Because of a physical, mental, or emotional condition, difficulty doing errands alone such as visiting a doctors office or shopping | 0 |
| None | 26 |
| Other | 0 |
| Don't know | 2 |

Table 3. Who was the first point of contact with the participant? (DES)

| Deflection role | Frequency |
|---|-----------|
| Law enforcement | 18 |
| First responder (EMS, Fire) | 0 |
| Mobile Crisis/Crisis Response Team | 0 |
| Multi-disciplinary deflection response team | 0 |
| Social worker | 0 |
| Behavioral Health treatment provider | 0 |
| Case manager | 0 |
| Peer support worker/navigator | 1 |
| District attorney's office | 3 |
| Deflection coordinator | 10 |
| Jail staff | 1 |
| Community corrections staff | 0 |
| Other | 0 |
| Don't know | 0 |
| Total | 33 |
| Missing data | 0 |

Table 4. Referral pathway (DES)

| Pathway type | Frequency |
|---|-----------|
| Law enforcement prevention (no criminal charges are present) | 0 |
| Law enforcement intervention (charged or could be charged with a crime) | 32 |
| Active outreach | 0 |
| Opioid overdose outreach | 0 |
| Community referral | 0 |
| Self-referral | 0 |
| Other | 0 |
| Don't know | 0 |
| Total | 33 |
| Missing data | 0 |

Table 5. Reasons for program ineligibility (DES)

| Reason ineligible | Multiple responses (n=1) |
|--|--------------------------|
| Community justice supervision | 0 |
| Prior disqualifying conviction | 0 |
| Charged with other crime at time of deflection encounter | 0 |
| Victim with potential restitution | 0 |
| Pending warrant | 0 |
| Did not attend court appearance | 0 |
| Not a county resident | 0 |
| Previous deflection involvement | 0 |
| Other | 1 |
| Don't know | 0 |

Table 6. Reasons why deflection was not completed (DES)

| Reason | Multiple responses (n=6) |
|-------------------------------------|--------------------------|
| Lost to follow-up/unable to contact | 0 |
| New criminal justice involvement | 1 |
| Did not engage with treatment plan | 5 |
| Declined housing support | 0 |
| Voluntarily left program | 6 |
| Substance use | 1 |
| Overdose death | 0 |
| Other death | 0 |
| Other | 0 |
| Don't know | 0 |

Table 7. Screenings and Assessments (DES)

| Reason | Multiple responses (n=16) |
|---|------------------------------|
| TAPS (Tobacco, Alcohol, Prescription medication, and other Substance use) | 0 |
| DAST-10 (Drug Abuse Screen Test) | 0 |
| ASSIST (Alcohol, Smoking, and Substance Abuse Involvement Screen Test) | 0 |
| ASAM Criteria (American Society of Addiction Medicine Criteria) | 14 |
| CUDIT (Cannabis Use Disorders Identification Test) | 0 |
| GAD-7 (General Anxiety Disorder-7) | 14 |
| PHQ-9 (Patient Health Questionnaire-9) | 14 |
| CRAFFT | 0 |
| DSM-5 Checklist | 14 |
| AUDIT (Alcohol Use Disorders Identification Test) | 0 |
| CASI (Cognitive Ability Screening Instrument) | 0 |
| Locally-developed behavioral health assessment | 0 |
| Physical health screening | 1 |
| Social determinants of health screening | 0 |
| Locally-developed mental health assessment) | 0 |
| Locally-developed substance use disorder assessment | 0 |
| Other assessment | 1 |
| No assessments were administered | 1 |
| Don't know | 1 |

Table 8. Was a substance use disorder identified? (DES)

| SUD identified | Frequency |
|----------------|-----------|
| Yes | 15 |
| No | 0 |
| Don't know | 1 |
| Total | 16 |
| Missing data | 7 |

Table 9. Substance use disorder type (DES)

| Substance type | Multiple responses (n=15) |
|-----------------------------|---------------------------|
| Alcohol | 5 |
| Methamphetamine | 14 |
| Other amphetamine/stimulant | 0 |
| Heroin | 2 |
| Fentanyl | 6 |
| Other opioids | 2 |
| Cannabis | 3 |
| Other | 0 |
| Don't know | 0 |

Table 10. Was a mental health disorder identified? (DES)

| Mental health disorder identified | Frequency |
|-----------------------------------|-----------|
| Yes | 4 |
| No | 8 |
| Don't know | 4 |
| Total | 16 |
| Missing data | 7 |

Table 11. Mental health diagnoses by type (DES)

| Mental health disorder type | Multiple responses (n=4) |
|---|--------------------------|
| Anxiety | 2 |
| Depression | 1 |
| Bipolar spectrum disorder | 0 |
| Other mood disorder | 1 |
| Personality disorder | 0 |
| Schizophrenia and other psychotic disorders (not substance-induced) | 3 |
| Substance-induced psychosis | 0 |
| Suicidal ideation/attempt/intentional self-harm | 1 |
| Trauma- and stressor-related disorder (includes PTSD) | 1 |
| Other | 0 |
| Don't know | 0 |

Table 12. Types of referrals to services (DES)

| Service type | Multiple responses (n=22) |
|--------------------------|---------------------------|
| SUD treatment | 22 |
| Mental health treatment | 13 |
| Culturally specific care | 0 |
| Social services | 11 |
| Other | 0 |
| None | 0 |
| Don't know | 0 |

Table 13. Referrals and services received (DES)

| Service type | Referred to service | Received service | Referred but didn't receive | Don't know if service was received |
|---------------------------------------|---------------------|------------------|-----------------------------|------------------------------------|
| Medically managed inpatient | 4 | 4 | 0 | 0 |
| Detox/withdrawal management | 9 | 9 | 0 | 0 |
| Residential facility | 2 | 2 | 0 | 0 |
| Intensive outpatient | 4 | 3 | 1 | 0 |
| Outpatient | 17 | 13 | 3 | 0 |
| Medication for opioid use disorder | 9 | 8 | 1 | 0 |
| Medication for alcohol use disorder | 1 | 1 | 0 | 0 |
| Medication for stimulant use disorder | 8 | 8 | 0 | 0 |
| SUD counseling | 19 | 15 | 3 | 0 |
| Harm reduction | 7 | 6 | 1 | 0 |
| Recovery support | 9 | 8 | 0 | 0 |
| Psychotherapy | 1 | 1 | 0 | 0 |
| Mental health medication | 2 | 2 | 0 | 0 |
| Hospitalization | 1 | 1 | 0 | 0 |
| Mental health counseling | 12 | 11 | 1 | 0 |
| Group therapy | 7 | 7 | 0 | 0 |
| Interpreter services | 0 | 0 | 0 | 0 |
| Translated printed materials | 0 | 0 | 0 | 0 |

| Service type | Referred to service | Received service | Referred but didn't receive | Don't know if service was received |
|--------------------------|---------------------|------------------|-----------------------------|------------------------------------|
| Language concordant care | 0 | 0 | 0 | 0 |
| Culturally specific care | 0 | 0 | 0 | 0 |
| Housing supports | 8 | 7 | 0 | 0 |
| Employment supports | 9 | 8 | 0 | 0 |
| OHP enrollment | 2 | 2 | 0 | 0 |
| SNAP enrollment | 1 | 1 | 0 | 0 |
| TANF enrollment | 0 | 0 | 0 | 0 |
| Other | 0 | 0 | 0 | 0 |

Table 14. Housing situation at time of deflection (DES)

| Living arrangement | Pre-deflection frequency |
|---|--------------------------|
| Personal residence (house/apartment/dorm) | 9 |
| Staying with friends or family (couch surfing) | 2 |
| Homeless shelter | 1 |
| Transitional housing | 0 |
| Foster home/foster care | 0 |
| Permanent supportive housing | 1 |
| Hotel/motel | 0 |
| Unsheltered (or other place not fit for human habitation) | 4 |
| Living in a tent | 2 |
| Living in a vehicle | 2 |
| Jail/correctional facility | 1 |
| Other | 0 |
| Don't know | 0 |
| Total | 22 |
| Missing data | 1 |

Table 15. Was housing situation stable? (DES)

| Stable housing | Pre-deflection frequency |
|----------------|--------------------------|
| Yes | 12 |
| No | 10 |
| Don't know | 0 |
| Total | 22 |
| Missing data | 1 |

Table 16. Was housing situation safe? (DES)

| Safe housing | Pre-deflection frequency |
|--------------|--------------------------|
| Yes | 14 |
| No | 8 |
| Don't know | 0 |
| Total | 22 |
| Missing data | 1 |

Table 17. Employment status at time of deflection (DES)

| Employment | Pre-deflection frequency |
|------------------------------------|--------------------------|
| Full time employment | 6 |
| Part time employment | 2 |
| Not employed, looking for work | 10 |
| Not employed, not looking for work | 3 |
| Retired | 0 |
| SSI/SSDI | 0 |
| Student | 1 |
| Other | 0 |
| Don't know | 0 |
| Total | 22 |
| Missing data | 1 |

Table 18. Medical needs at time of deflection (DES)

| Medical needs | Pre-deflection multiple responses (n=21) |
|-------------------------------------|--|
| Prescriptions | 2 |
| Emergent treatment (ED/urgent care) | 2 |
| Chronic condition | 1 |
| None | 18 |
| Other | 1 |
| Don't know | 0 |

Table 19. Food insecurity at time of deflection (DES)

| Food insecurity | Pre-deflection frequency |
|----------------------------------|--------------------------|
| Requires food assistance | 3 |
| Does not require food assistance | 19 |
| Don't know | 0 |
| Total | 22 |
| Missing data | 1 |

Table 20. Insurance status at time of deflection (DES)

| Insurance | Pre-deflection multiple responses (n=22) |
|-------------------|--|
| Uninsured | 1 |
| OHP/Medicaid | 20 |
| Medicare | 0 |
| IHS | 0 |
| VA health plan | 0 |
| Private insurance | 1 |
| Other | 0 |
| Don't know | 0 |

Oregon Behavioral Health Deflection Program

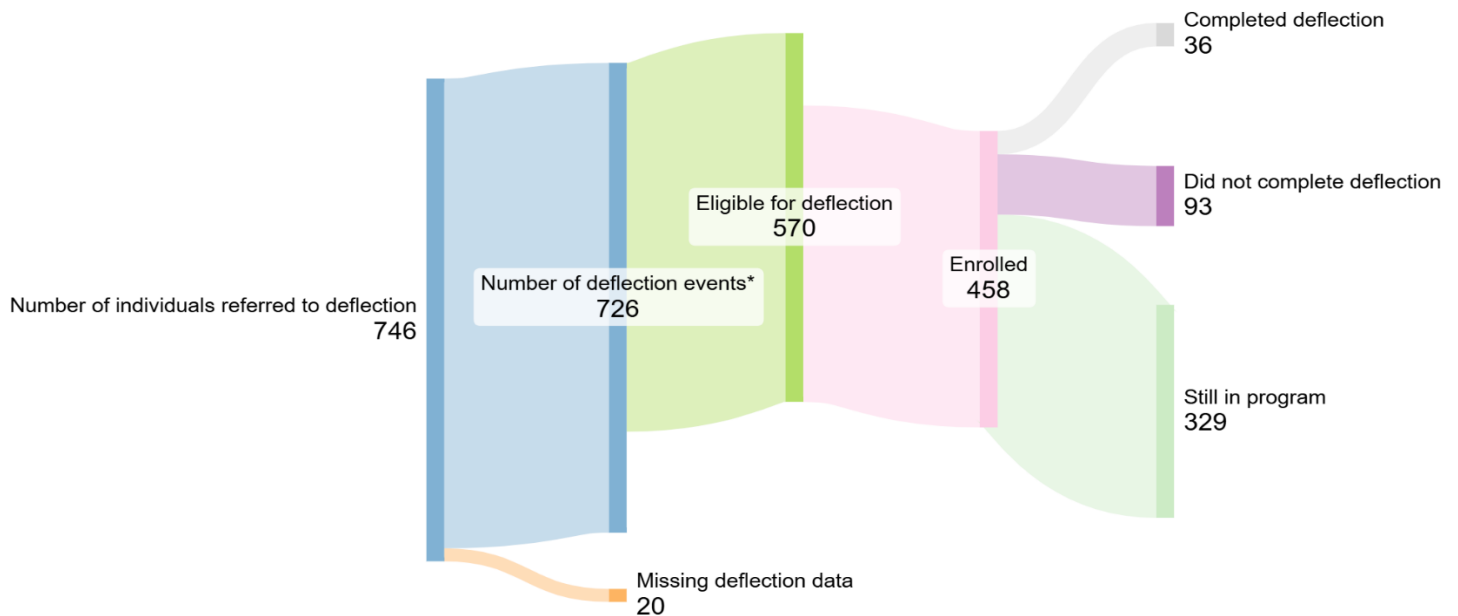
Draft statewide data

Monthly REDCap® Report - Draft data extract from 02/03/2025

Notes:

1. This report includes all data from September first through the date of extract.
2. These tables do not represent all data that are being tracked. Variables with insufficient data for reliable reporting in the current extract are not included.
3. "Total" and "n" equal the number of individuals included in a table for whom there is data.
4. "Multiple response" counts are presented for variables that are "check all that apply." The number of responses may be more than the number of individuals.
5. "Missing" refers to the number of participants who do not have any data entered yet for that variable. Due to the nature of the ongoing data collection and the length of deflection programs, participants may have missing data for several months.
6. We are unable to provide counts of missing data for tables with "Multiple responses."
7. Cells with less than 11 are suppressed per standard research guidelines for datasets that contain protected information.

Deflection referrals and participant status



Participant demographics

| Table 2a -- Gender | | |
|---------------------------|------------------------------------|-------|
| | | Count |
| Gender identity | Male | 460 |
| | Female | 227 |
| | Transgender man (female to male) | <11 |
| | Transgender woman (male to female) | <11 |
| | Non-binary | <11 |
| | Additional gender category | <11 |
| | Prefer not to answer | <11 |
| | Dont know | 44 |
| | Total | 736 |

| Table 2b -- Race/Ethnicity | | |
|-----------------------------------|-------------------------------------|-------|
| | | Count |
| Race/Ethnicity | American Indian or Alaska Native | 30 |
| | Asian | <11 |
| | Black or African American | 33 |
| | Latino/a/x | 44 |
| | Middle Eastern/North African | <11 |
| | Native Hawaiian or Pacific Islander | <11 |
| | White | 506 |
| | Different race | <11 |
| | Prefer not to answer | <11 |
| | Dont know | 123 |
| Total -- Multiple Response | 738 | |

| Table 2c -- Disability | | |
|-------------------------------|---|-------|
| | | Count |
| Disability | Serious difficulty hearing | 16 |
| | Serious difficulty seeing, even when wearing glasses | 11 |
| | Because of a physical, mental, or emotional condition, serious difficulty concentrating, remembering, or making decisions | 59 |
| | Serious difficulty walking or climbing stairs | 23 |
| | Difficulty dressing or bathing | <11 |
| | Because of a physical, mental, or emotional condition, difficulty doing errands alone such as visiting a doctors office or shopping | 28 |
| | None | 257 |
| | Other | 19 |
| | Dont know | 364 |
| | Total -- Multiple Response | 730 |

Who was the first point of contact with the participant?

| Table 3. Who was the first point of contact with the participant? | | Count |
|--|---|-------|
| Job type | Law enforcement | 590 |
| | First responder (EMS, Fire) | <11 |
| | Mobile Crisis/Crisis Response Team | <11 |
| | Multi-disciplinary deflection response team | <11 |
| | Social worker | <11 |
| | Behavioral Health treatment provider | <11 |
| | Case manager | <11 |
| | Peer support worker/navigator | 39 |
| | District attorney's office | 65 |
| | Deflection coordinator | 16 |
| | Jail staff | <11 |
| | Community corrections staff | <11 |
| | MISSING | <11 |
| | Dont know | <11 |
| | Other | <11 |
| | Total -- Multiple Response | 726 |

Referral pathway

| Table 4. Referral pathway | | Count |
|----------------------------------|---|-------|
| Referral pathway | Law enforcement prevention (no criminal charges are present) | 64 |
| | Law enforcement intervention (charged or could be charged with a crime) | 639 |
| | Active outreach | <11 |
| | Opioid overdose outreach | <11 |
| | Community referral | 11 |
| | Self-referral | <11 |
| | MISSING | <11 |
| | Dont know | <11 |
| | Other | <11 |
| | Total -- Multiple Response | 726 |

Reasons for program ineligibility

| Table 5. Reasons for program ineligibility | | |
|---|--|-------|
| | | Count |
| Reason Disqualified | Community justice supervision | 25 |
| | Prior disqualifying conviction | 38 |
| | Charged with other crime at time of deflection encounter | <11 |
| | Victim with potential restitution | <11 |
| | Pending warrant | <11 |
| | Did not attend court appearance | 37 |
| | Not a county resident | 19 |
| | Previous deflection involvement | 12 |
| | Other | 18 |
| | Don't know | <11 |
| | Total -- Multiple Response | 153 |

Reasons why deflection was not completed

| Table 6. Reasons why deflection was not completed | | |
|--|-------------------------------------|-------|
| | | Count |
| Why deflection not completed | Lost to follow-up/unable to contact | 55 |
| | New criminal justice involvement | <11 |
| | Did not engage with treatment plan | 46 |
| | Declined housing support | <11 |
| | Voluntarily left program | 25 |
| | Substance use | <11 |
| | Overdose death | <11 |
| | Other death | <11 |
| | Other | <11 |
| | Dont know | <11 |
| | Total -- Multiple Response | 91 |

Screenings and Assessments

| | | Count |
|-----------------|---|-------|
| Assessment Type | TAPS (Tobacco, Alcohol, Prescription medication, and other Substance use) | <11 |
| | DAST-10 (Drug Abuse Screen Test) | 12 |
| | ASSIST (Alcohol, Smoking, and Substance Abuse Involvement Screen Test) | <11 |
| | ASAM Criteria (American Society of Addiction Medicine Criteria) | 79 |
| | CUDIT (Cannabis Use Disorders Identification Test) | <11 |
| | GAD-7 (General Anxiety Disorder-7) | 20 |
| | PHQ-9 (Patient Health Questionnaire-9) | 27 |
| | CRAFFT | <11 |
| | DSM-5 Checklist | 21 |
| | AUDIT (Alcohol Use Disorders Identification Test) | <11 |
| | CASI (Cognitive Ability Screening Instrument) | <11 |
| | Locally-developed behavioral health assessment | <11 |
| | Physical health screening | <11 |
| | Social determinants of health screening | <11 |
| | Locally-developed mental health assessment) | 21 |
| | Locally-developed substance use disorder assessment | 22 |
| | Other assessment | <11 |
| | No assessments were administered | 80 |
| | Dont know | <11 |
| | Total -- Multiple Response | 203 |

Was a substance use disorder identified?

| | | Count |
|--|-----------|-------|
| Was a substance use disorder identified? | No | <11 |
| | Yes | 151 |
| | MISSING | 253 |
| | Dont know | -- |
| | Total | 458 |

Substance use disorder type

| Table 9. Substance use disorder type | | |
|---|-----------------------------|-------|
| | | Count |
| SUD Type | Alcohol | 22 |
| | Methamphetamine | 120 |
| | Other amphetamine/stimulant | <11 |
| | Heroin | 15 |
| | Fentanyl | 62 |
| | Other opioids | <11 |
| | Cannabis | 24 |
| | Other | <11 |
| | Dont know | <11 |
| | Total -- Multiple Response | 153 |

Was a mental health disorder identified?

| Table 10. Was a mental health disorder identified? | | |
|---|-----------|-------|
| | | Count |
| Was a mental health disorder identified? | No | 84 |
| | Yes | 48 |
| | MISSING | 254 |
| | Dont know | 72 |
| | Total | 458 |

Mental health diagnoses by type

| Table 11. Mental health diagnosis type | | |
|---|---|-------|
| | | Count |
| Mental health diagnosis | Anxiety | 21 |
| | Depression | 25 |
| | Bipolar spectrum disorder | <11 |
| | Other mood disorder | <11 |
| | Personality disorder | <11 |
| | Schizophrenia and other psychotic disorders (not substance-induced) | <11 |
| | Substance-induced psychosis | <11 |
| | Suicidal ideation/attempt/intentional self-harm | <11 |
| | Trauma- and stressor-related disorder (includes PTSD) | 12 |
| | Other | <11 |
| | Dont know | <11 |
| | Total -- Multiple Response | 47 |

Types of referrals to services

| | | Count |
|---------------------|----------------------------|-------|
| Referral to service | SUD treatment | 137 |
| | Mental health treatment | 23 |
| | Culturally specific care | <11 |
| | Social services | 59 |
| | Other | 34 |
| | None | 57 |
| | Dont know | <11 |
| | Total -- Multiple Response | 211 |

Referrals and services received

| Service type | Referred to service | Received service | Referred but didn't receive | Don't know if service was received |
|---------------------------------------|---------------------|------------------|-----------------------------|------------------------------------|
| Medically managed inpatient | 14 | <11 | <11 | <11 |
| Detox/withdrawal management | 37 | 19 | 17 | <11 |
| Residential facility | 27 | <11 | 16 | <11 |
| Intensive outpatient | 29 | 15 | 12 | <11 |
| Outpatient | 57 | 42 | 11 | <11 |
| Medication for opioid use disorder | 29 | 24 | <11 | <11 |
| Medication for alcohol use disorder | <11 | <11 | <11 | <11 |
| Medication for stimulant use disorder | 25 | 19 | <11 | <11 |
| SUD counseling | 60 | 44 | <11 | <11 |
| Harm reduction | <11 | <11 | <11 | <11 |
| Recovery support | 47 | 38 | <11 | <11 |
| Psychotherapy | <11 | <11 | <11 | <11 |
| Mental health medication | <11 | <11 | <11 | <11 |
| Hospitalization | <11 | <11 | <11 | <11 |
| Mental health counseling | 19 | 14 | <11 | <11 |
| Group therapy | <11 | <11 | <11 | <11 |
| Interpreter services | <11 | <11 | <11 | <11 |
| Translated printed materials | <11 | <11 | <11 | <11 |
| Language concordant care | <11 | <11 | <11 | <11 |
| Culturally specific care | <11 | <11 | <11 | <11 |
| Housing supports | 53 | 42 | <11 | <11 |
| Employment supports | 14 | 11 | <11 | <11 |
| OHP enrollment | <11 | <11 | <11 | <11 |
| SNAP enrollment | <11 | <11 | <11 | <11 |
| TANF enrollment | <11 | <11 | <11 | <11 |
| Other | 55 | 41 | <11 | <11 |

Housing situation at time of deflection

| | | Count |
|---|---|-------|
| Housing situation at time of deflection | Personal residence (house/apartment/dorm) | 89 |
| | Staying with friends or family (couch surfing) | 38 |
| | Homeless shelter | 15 |
| | Transitional housing | <11 |
| | Foster home/foster care | <11 |
| | Permanent supportive housing | <11 |
| | Hotel/motel | <11 |
| | Unsheltered (or other place not fit for human habitation) | 183 |
| | Living in a tent | 33 |
| | Living in a vehicle | 50 |
| | Jail/correctional facility | <11 |
| | MISSING | 12 |
| | Dont know | 18 |
| | Other | <11 |
| Total | 458 | |

Was housing situation stable?

| | | Count |
|------------------------------------|-----------|-------|
| Is their housing situation stable? | No | 285 |
| | Yes | 92 |
| | MISSING | 12 |
| | Dont know | 69 |
| | Total | 458 |

Was housing situation safe?

| | | Count | Valid N | Total N |
|----------------------------------|-----------|-------|---------|---------|
| Is their housing situation safe? | No | 217 | | |
| | Yes | 130 | | |
| | MISSING | 12 | | |
| | Dont know | 99 | | |
| | Total | | 446 | 458 |

Employment status at time of deflection

| Table 17. Employment status at time of deflection | | Count |
|--|------------------------------------|-------|
| Employment status at time of deflection | Full time employment | 24 |
| | Part time employment | 20 |
| | Not employed, looking for work | 98 |
| | Not employed, not looking for work | 166 |
| | Retired | <11 |
| | SSI/SSDI | 23 |
| | Student | <11 |
| | MISSING | 11 |
| | Dont know | 96 |
| | Other | 17 |
| | Total | 458 |

Medical needs at time of deflection

| Table 18. Medical needs at time of deflection | | Count |
|--|-------------------------------------|-------|
| Medical needs | Prescriptions | 27 |
| | Emergent treatment (ED/urgent care) | 13 |
| | Chronic condition | 28 |
| | None | 230 |
| | Other | 39 |
| | Dont know | 126 |
| | Total -- Multiple Response | 445 |

Food insecurity at time of deflection

| Table 19. Food insecurity at time of deflection | | Count |
|--|----------------------------------|-------|
| Food insecurity at time of deflection | Requires food assistance | 163 |
| | Does not require food assistance | 178 |
| | MISSING | 13 |
| | Dont know | 104 |
| | Total | 458 |

Insurance status at time of deflection

| Table 20. Insurance status at time of deflection | | |
|---|-------------------|-------|
| | | Count |
| Insurance | Uninsured | 43 |
| | OHP/Medicaid | 269 |
| | Medicare | <11 |
| | IHS | <11 |
| | VA health plan | <11 |
| | Private insurance | <11 |
| | Other | <11 |
| | Dont know | 111 |
| | Total | 446 |