



**health**  
**justice**  
**recovery**  
**alliance**

Ballot Measure 110  
Implementation Update

## What the law does, at a glance:

- Decriminalizes possession of small amounts of drugs. (Does not legalize.)
- Invests \$302 million in funding for critical addiction recovery and harm reduction services for this biennium.
- Expands access to a full array of low-barrier addiction services, including:
  - Low barrier treatment (detox, sobering, outpatient);
  - Peer-supported recovery;
  - Harm reduction and overdose prevention services; and
  - Supportive, transitional, and long-term housing.
- Treats people with substance use through a healthcare approach.

# Senate Bill 755 clarified and strengthened the law by...

## # 1

Establishing Behavioral Health Resource Networks in all 36 Oregon Counties, utilizing existing community organizations whenever possible. Services are meant to stabilize people on their path to recovery and empower them to be healthy.

---

## # 2

Directing the Oversight and Accountability Council to prioritize funding organizations serving communities most impacted by the war on drugs.

---

## # 3

Specifically including the addition of the nine federally recognized Tribes and Tribal-affiliated organizations for funding.

# Senate Bill 755 clarified and strengthened the law by...

## # 4

Requiring that youth be referred to the juvenile system rather than to adult courts.

---

## # 5

Requiring that law enforcement provide information on how to obtain a screening when issuing Class E Violations to individuals in possession of small amounts of drugs.

---

## # 6

Establishing regular audits by the Secretary of State to oversee the new law and measure its success.

## **Early Funds Released to Oregon Communities**

*\$30 million+ invested in Access to Care Grants*

*16,000+ Oregonians accessed critical services  
in just six months*

# What is a Behavioral Health Resource Network (BHRN)?

BHRNs are a set of providers, working together as a network, to increase access to low-barrier addiction services. At least one BHRN must be established in each county and offer *all* of these services:

- **Behavioral Health Treatment** that is evidence-based, trauma-informed, culturally specific, linguistically accessible, and patient-centered;
- **Peer support and recovery services** designed to help people continue to address their substance use;
- **Housing** - temporary, stable, and permanent housing; and
- **Harm reduction interventions including overdose prevention**, access to naloxone hydrochloride along with drug education and outreach.

In June, 2021 the Oregon Legislature approved \$302 million for Measure 110 services over the next two years.

That's more than

**5**

**TIMES**



what Oregon currently spends on non-Medicaid funding for those services.

Source: Oregon Criminal Justice Commission

# What's happening now: Funds are getting out to providers

## M110 BHRN Grantees 2022



Measure 110 is a first of its kind health-based approach to substance use and overdose prevention.

Number of entities subject to change as negotiations progress.

### BHRN Approval Progress

Total Entities for Consideration

335

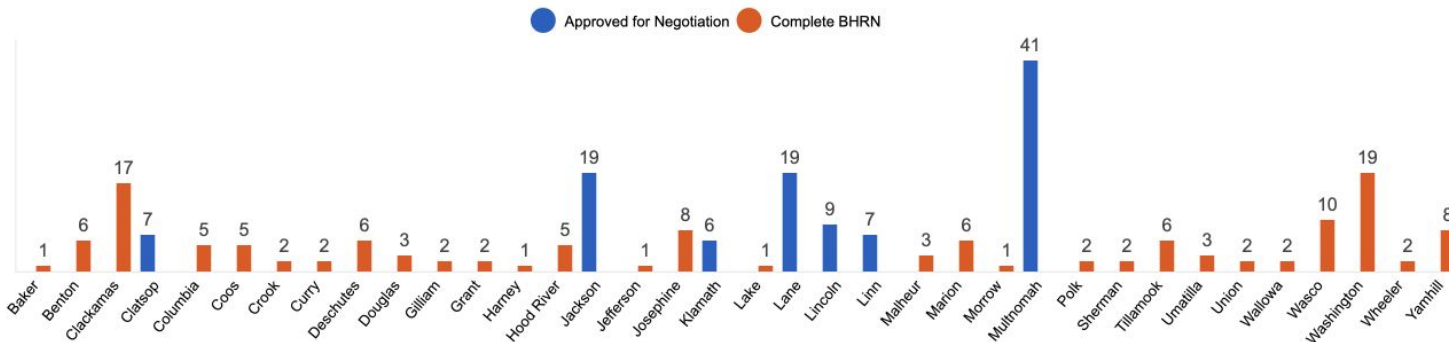
Total Entities Approved for Negotiation Phase \*

241

Complete BHRNs

31

#### \* Entities Approved for Negotiation





**What does this mean for your community?**

**Here are some examples:**

DESCHUTES  
COUNTY BHRN

**\$11.5 MILLION+  
ALLOCATED**

Ideal Option

BestCare  
Treatment  
Services, Inc.

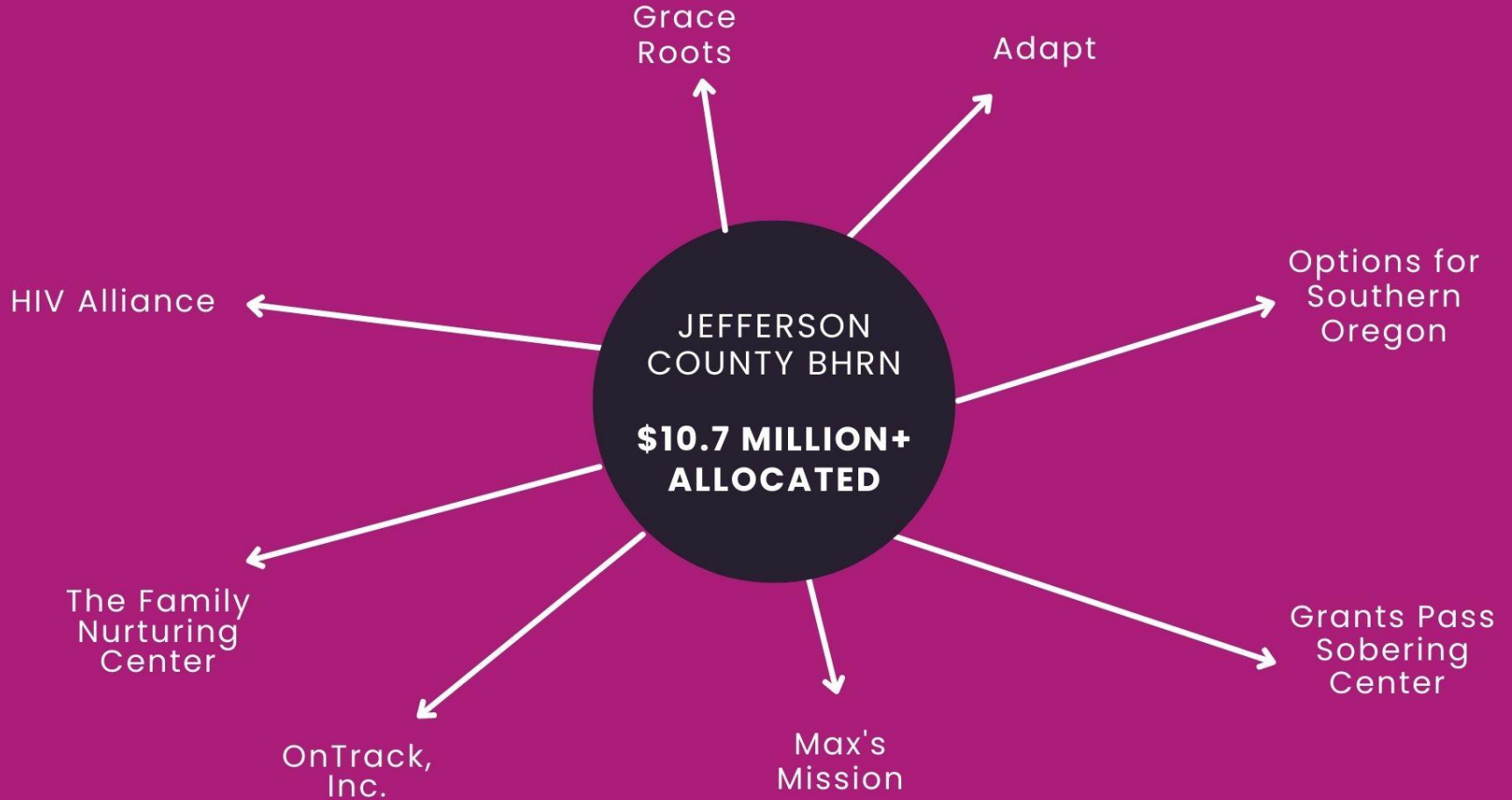
Healing  
Reins  
Therapeutic  
Riding  
Center

Deschutes  
County Health  
Services

Boulder  
Care, Inc.

Northwest  
Family  
Services

Rimrock Trails  
Treatment  
Services



WASCO  
COUNTY BHRN

**\$2.1 MILLION+  
ALLOCATED**

Greater Oregon  
Behavioral Health

Bridges to Change

Eastern Oregon  
Center for  
Independent Living

Columbia Gorge  
Health Council

Give them WINGS

Greater Oregon  
Behavioral Health

North Central Public  
Health District

Youth Empowerment  
Shelter

Mid-Columbia Medical  
Center

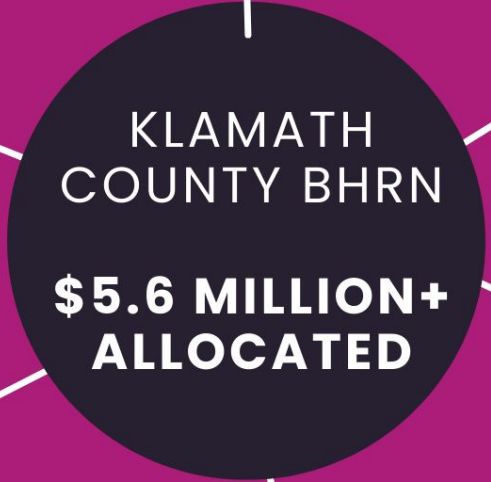
Mid-Columbia Center  
for Living

One Community  
Health

Transformations

The Stronghold

Lutheran Community Services



Klamath Basin Behavioral Health

Red is the Road to Wellness

Max's Mission

# health justice recovery alliance

**Questions?**

**Dori Sumstad:** [dori@healthjusticerecovery.org](mailto:dori@healthjusticerecovery.org)

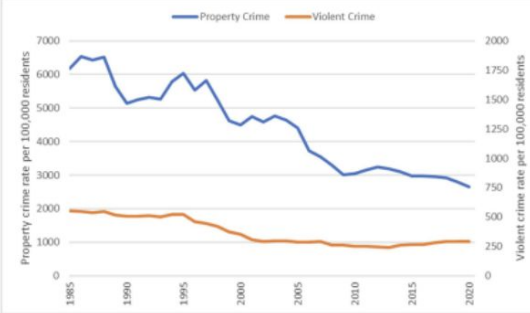
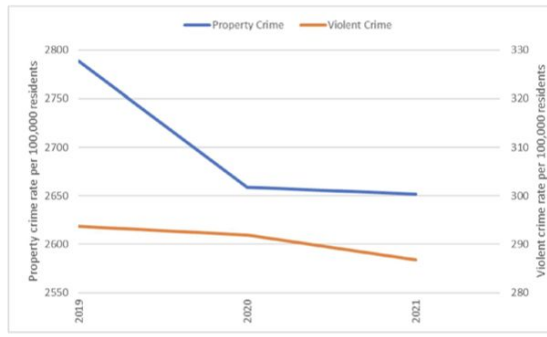
**Ron Williams:** [ron@healthjusticerecovery.org](mailto:ron@healthjusticerecovery.org)

The following slides  
are extras to be  
used as part of Q&A  
as needed...

**Most crime rates have held steady or even gone down since Measure 110 passed.**

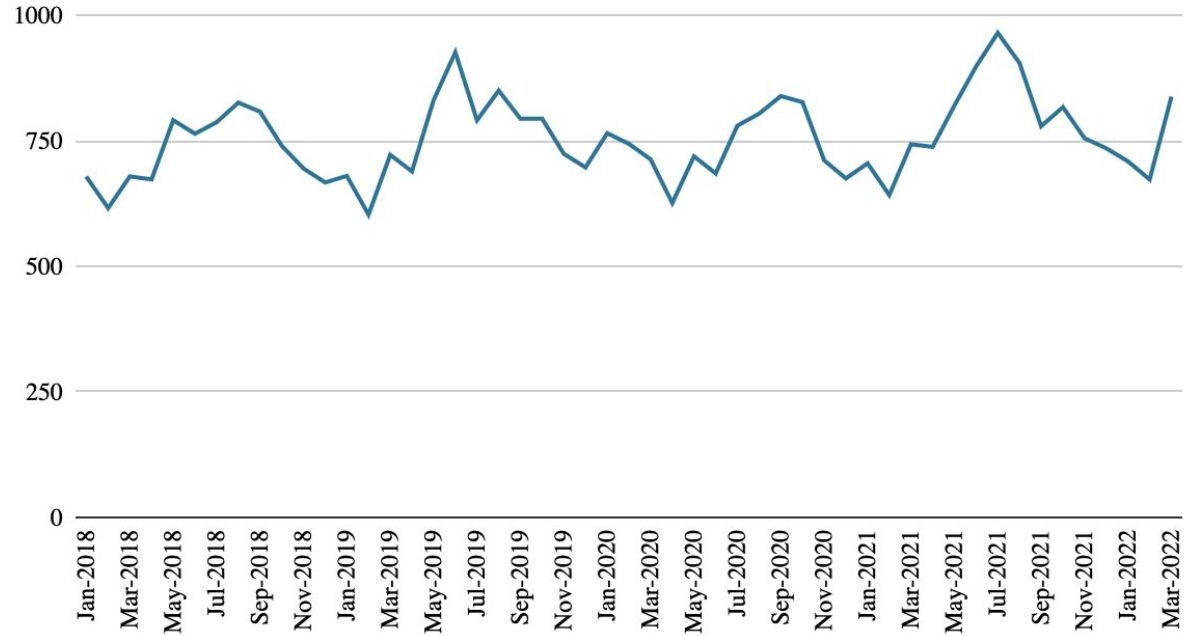
Despite the sensationalism from some elected officials and media outlets about the alleged rise in crime in recent years, data show that, in general, crime rates have held steady since 2018.

**Preliminary data on 2021 crime rates within Oregon's largest cities show that most crime rates either held steady or even declined.**

Oregon's Property and Violent Crime Rates from 1985 to 2020	Oregon's Property and Violent Crime Rates from 2019 to 2021																																							
 <table border="1"> <caption>Estimated Data for Oregon's Property and Violent Crime Rates (1985-2020)</caption> <thead> <tr> <th>Year</th> <th>Property Crime Rate (per 100,000 residents)</th> <th>Violent Crime Rate (per 100,000 residents)</th> </tr> </thead> <tbody> <tr><td>1985</td><td>6500</td><td>500</td></tr> <tr><td>1990</td><td>5200</td><td>480</td></tr> <tr><td>1995</td><td>5800</td><td>480</td></tr> <tr><td>2000</td><td>4500</td><td>400</td></tr> <tr><td>2005</td><td>4200</td><td>350</td></tr> <tr><td>2010</td><td>3000</td><td>300</td></tr> <tr><td>2015</td><td>3000</td><td>280</td></tr> <tr><td>2020</td><td>750</td><td>250</td></tr> </tbody> </table>	Year	Property Crime Rate (per 100,000 residents)	Violent Crime Rate (per 100,000 residents)	1985	6500	500	1990	5200	480	1995	5800	480	2000	4500	400	2005	4200	350	2010	3000	300	2015	3000	280	2020	750	250	 <table border="1"> <caption>Estimated Data for Oregon's Property and Violent Crime Rates (2019-2021)</caption> <thead> <tr> <th>Year</th> <th>Property Crime Rate (per 100,000 residents)</th> <th>Violent Crime Rate (per 100,000 residents)</th> </tr> </thead> <tbody> <tr><td>2019</td><td>2800</td><td>2950</td></tr> <tr><td>2020</td><td>2660</td><td>2920</td></tr> <tr><td>2021</td><td>2650</td><td>2850</td></tr> </tbody> </table>	Year	Property Crime Rate (per 100,000 residents)	Violent Crime Rate (per 100,000 residents)	2019	2800	2950	2020	2660	2920	2021	2650	2850
Year	Property Crime Rate (per 100,000 residents)	Violent Crime Rate (per 100,000 residents)																																						
1985	6500	500																																						
1990	5200	480																																						
1995	5800	480																																						
2000	4500	400																																						
2005	4200	350																																						
2010	3000	300																																						
2015	3000	280																																						
2020	750	250																																						
Year	Property Crime Rate (per 100,000 residents)	Violent Crime Rate (per 100,000 residents)																																						
2019	2800	2950																																						
2020	2660	2920																																						
2021	2650	2850																																						
<p>Above: Data sourced from the Federal Bureau of Investigation's Uniform Crime Report 2020.</p>	<p>Above: Author's calculations are based on data from the Federal Bureau of Investigation's Uniform Crime Report 2019, Oregon's Uniform Crime Report 2021, and Portland State University's Population Report 2021.</p>																																							
<p><i>Note that violent crime includes homicide, rape, robbery, and aggravated assault; property crime includes burglary, motor vehicle theft, and larceny theft (including non-felonious larceny theft).</i></p>																																								



## Reported assaults in Portland, by month



Source: Portland Police Bureau Crime Dashboard / OPB

In Portland, assault rates in the city have remained relatively constant since 2018 and sex offenses appear to be trending down.

# Reported assaults and property crimes in Washington County, by month

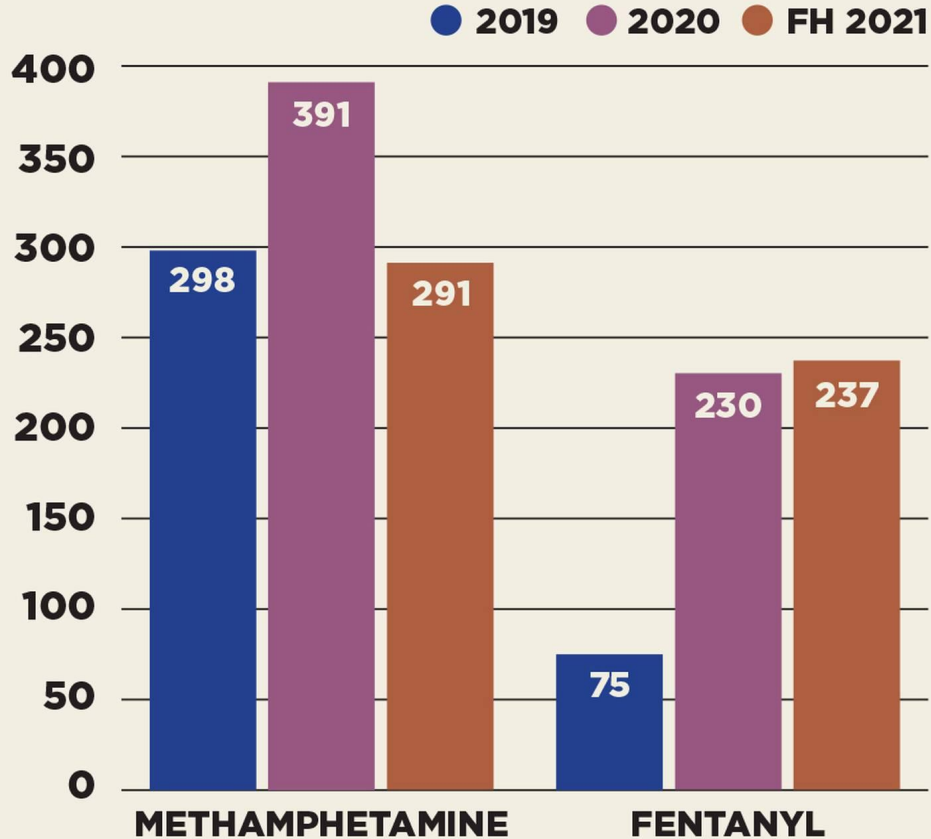
In Washington County, violent crime has remained unchanged in recent years while property crime appears to be declining.



Source: Oregon State Police Dashboard / OPB

## DOUBLE TROUBLE

The state medical examiner produced alarming death totals for the first half of 2021 for meth and fentanyl.



## Measure 110 was created in response to the overdose crisis.

Overdose deaths are on the rise all across the country — not just in Oregon. Even after decriminalization, **Oregon's overdose death rate remains lower than the Western states average**, where overdose deaths have increased by 40%.

*“Oregon’s experience with drug-related mortality is consistent with trends in other jurisdictions and in the United States as a whole.” - Dr. Sean Hurst, Chief Medical Examiner of Oregon*



Center for  
Family  
Engagement

Shelter  
Care

CORE

Daisy  
CHAIN

HIV  
Alliance

Youth  
ERA

Housing  
Our  
Veterans

South Lane  
Mental  
Health  
Services, Inc.

Ideal  
Option

White  
Bird  
Clinic

Laurel  
Hill  
Center

Veteran's  
Legacy

Looking  
Glass  
Community  
Services

OSLC

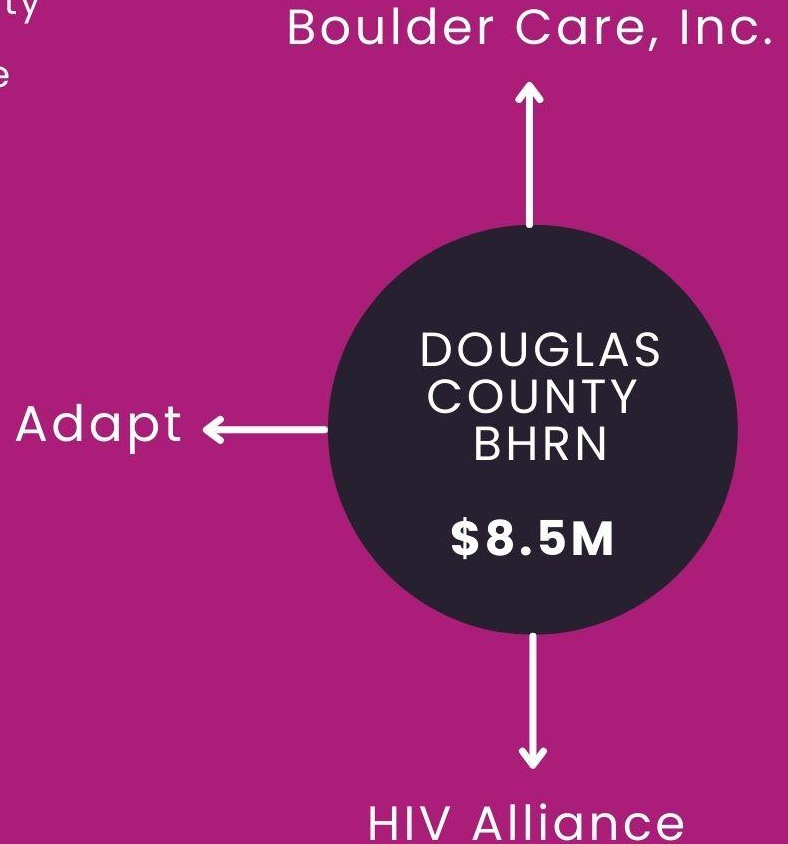

TransPonder

Willamette  
Family Inc.

ACEs

Restored  
Connection  
Peer Center





## Polk County

*Services Funded:*

*Low barrier treatment*

*Peer support and  
Mentoring*

*Housing*

*Harm reduction*

*Supported  
employment*

*Screening +  
comprehensive  
behavioral health  
needs*

**POLK COUNTY  
BHRN**

**\$3.2 MILLION+  
ALLOCATED**

## Youth Era

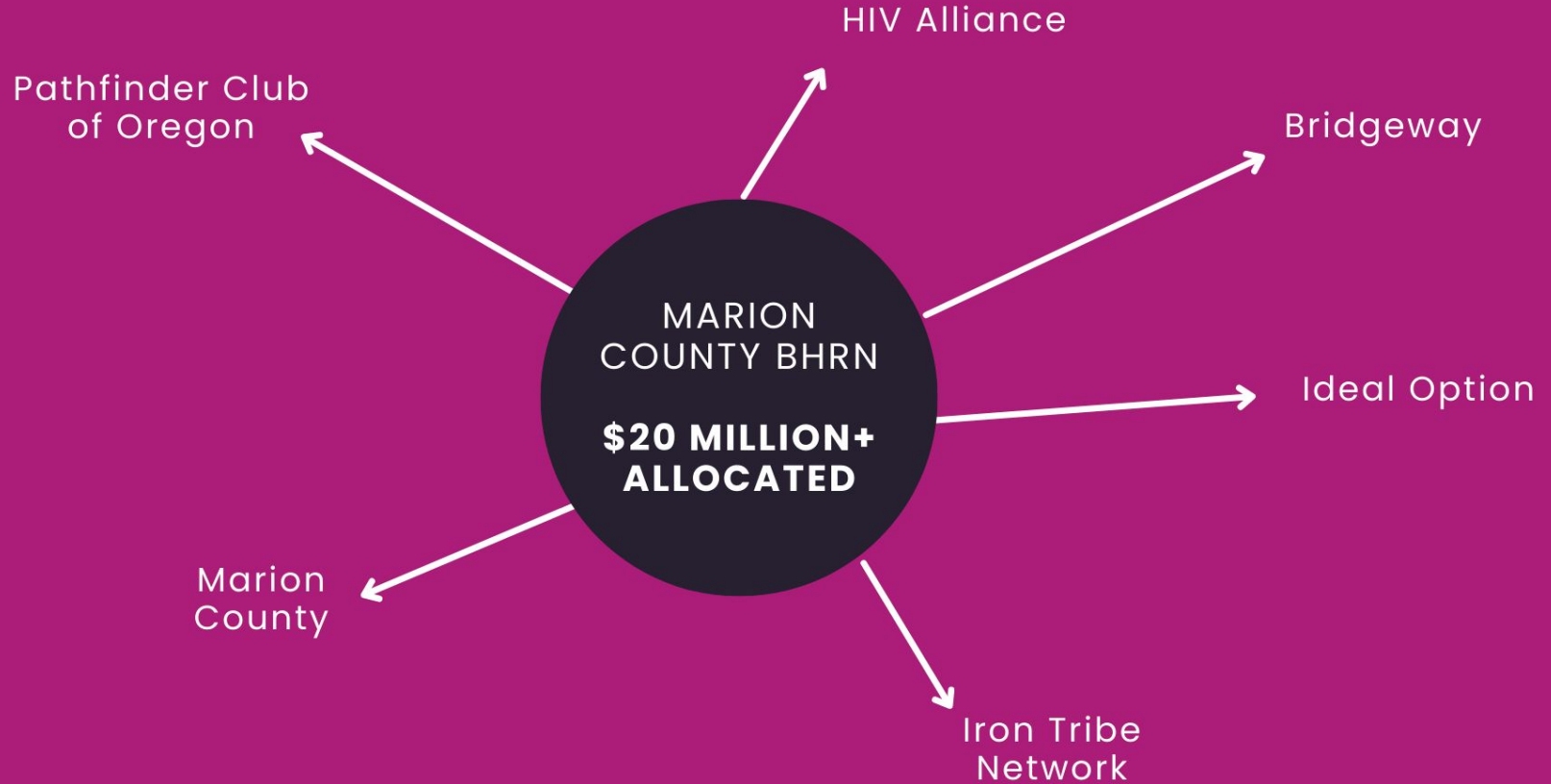
*Services Funded:*

*Peer support and  
Mentoring*



- Rogue Retreat Hope University
- Compass House
- HIV Alliance
- Rogue Retreat
- Stabbin' Wagon
- Addiction Recovery Center
- Rogue Community Health
- ColumbiaCare Services
- Reclaiming Lives
- Community Works
- Pathfinder Network of Oregon
- Family Nurturing Center
- Options for Homeless Residents of Ashland
- Jackson County Health & Human Services
- Youth ERA
- OnTrack, Inc.
- Max's Mission
- Oasis Center of Rogue Valley
- La Clinica
- Options for Southern Oregon, Inc.





Eastern Oregon  
Alcoholism  
Foundation

Community  
Counseling  
Solutions

UMATILLA  
COUNTY BHRN

**\$4.9 MILLION+**  
**ALLOCATED**

Eastern Oregon Center  
for Independent Living

MULTNOMAH  
COUNTY BHRN  
\$58 MILLION+  
ALLOCATED

Alano Club  
of Portland

WomenFirst  
Re-Entry Transition  
Center

Northwest  
Family  
Services

Cascade  
AIDs  
Project

Cascadia, Inc.

Fresh-Out  
Community Based  
Re-Entry Program

OHSU,  
Addiction  
and  
Complex  
Pain

Bridges to  
Change

The Everly  
Project

Central City  
Concern  
Puentes

Going Home II

Northwest Instituto  
Latino de  
Adicciones

Iron Tribe  
Network

The Insight  
Alliance

Just Men in  
Recovery

New Avenues  
for Youth

Project  
Quest

Juntos LLC

Painted Horse  
Recovery

Morrison Child and  
Family Services

Pathfinder Club  
of Oregon

MatroPlus  
Association

Phoenix Rising

Portland Street  
Medicine

Lutheran  
Community  
Services

Raphael House  
of Portland

OHSU  
Partnership  
Project

SE Works Inc.

Oregon  
Change  
Clinic

Project  
Patchwork

Bright  
Transitions

Providence  
Portland  
Medical  
Foundation

MHAAO

Miracles  
Club

Sovalti Inc.

4D Recovery

The Marie  
Equi Project

Volunteers  
of America  
Oregon

Outside In



- 4D Recovery
- LifeStance
- Recovery Works NW
- Bridges to Change
- New Avenues for Youth
- Cascadia Behavioral Healthcare
- Harmony Academy Recovery
- MetroPlus Association
- Morrison Child and Family Services
- Northwest Family Services
- Outside In
- Phoenix Rising
- Central City Concern
- Parrott Creek Child & Family Services

WASHINGTON  
COUNTY BHRN  
**\$20.5 MILLION+  
ALLOCATED**

Forest Grove  
Foundation

Ideal  
Option

MetroPlus  
Association

Morrison  
Child and  
Family  
Services

Phoenix Rising

WA. Co.  
Behavioral  
Health  
Division

Lutheran  
Community  
Services

Virginia  
Garcia

Bridges to  
Change

The  
Recovery  
Gym

Coda, Inc.

4D  
Recovery

HIV Alliance

Mental Health & Addiction  
Association of Oregon

Washington  
County Public  
Health

NW Instituto  
Latino

Miracles  
Club

Sequoia  
Mental  
Health

LifeWorks NW

Youth Contact



- Rogue Retreat Hope University
- Compass House
- HIV Alliance
- Rogue Retreat
- Stabbin' Wagon
- Addiction Recovery Center
- Rogue Community Health
- ColumbiaCare Services
- Reclaiming Lives
- Community Works
- Pathfinder Network of Oregon
- Family Nurturing Center
- Options for Homeless Residents of Ashland
- Jackson County Health & Human Services
- Youth ERA
- OnTrack, Inc.
- Max's Mission
- Oasis Center of Rogue Valley
- La Clinica
- Options for Southern Oregon, Inc.



Boulder Care,  
Inc.

*Services Funded:*

*Individual  
Intervention Planning*

*Low-Barrier  
Substance Use  
Treatment*

*Peer support and  
Mentoring*

SHERMAN  
COUNTY BHRN

**\$750,000  
ALLOCATED**

Mid-Columbia  
Center for  
Living

*Services Funded:*

*Screening +  
Comprehensive  
Behavioral Health  
Needs*

*Individual Intervention  
Planning*

*Low-Barrier Substance  
Use Treatment*

*Peer Support +  
Mentoring*

*Housing*

*Harm Reduction*

*Supported Employment*





Center for  
Family  
Engagement

Shelter  
Care

CORE

Daisy  
CHAIN

HIV  
Alliance

Youth  
ERA

Housing  
Our  
Veterans

South Lane  
Mental  
Health  
Services, Inc.

Ideal  
Option

White  
Bird  
Clinic

Laurel  
Hill  
Center

Veteran's  
Legacy

Looking  
Glass  
Community  
Services

OSLC

TransPonder

Willamette  
Family Inc.

ACEs

Restored  
Connection  
Peer Center

DESCHUTES  
COUNTY BHRN

**\$11.5 MILLION+  
ALLOCATED**

Ideal Option

BestCare  
Treatment  
Services, Inc.

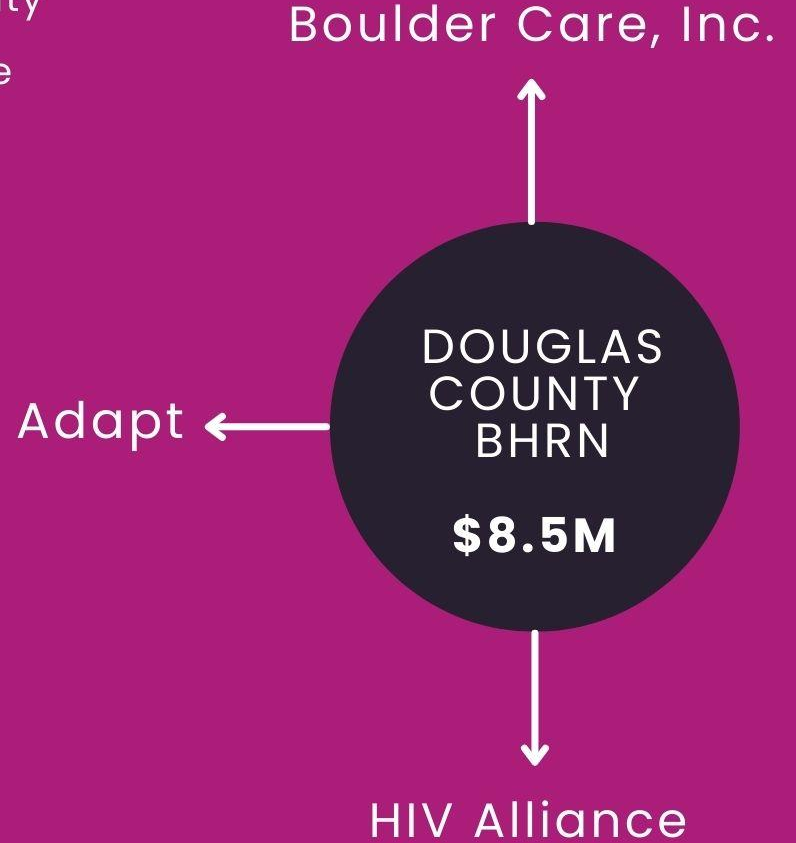

Healing  
Reins  
Therapeutic  
Riding  
Center

Deschutes  
County Health  
Services

Boulder  
Care, Inc.

Northwest  
Family  
Services

Rimrock Trails  
Treatment  
Services



## Polk County

*Services Funded:*

*Low barrier treatment*

*Peer support and  
Mentoring*

*Housing*

*Harm reduction*

*Supported  
employment*

*Screening +  
comprehensive  
behavioral health  
needs*

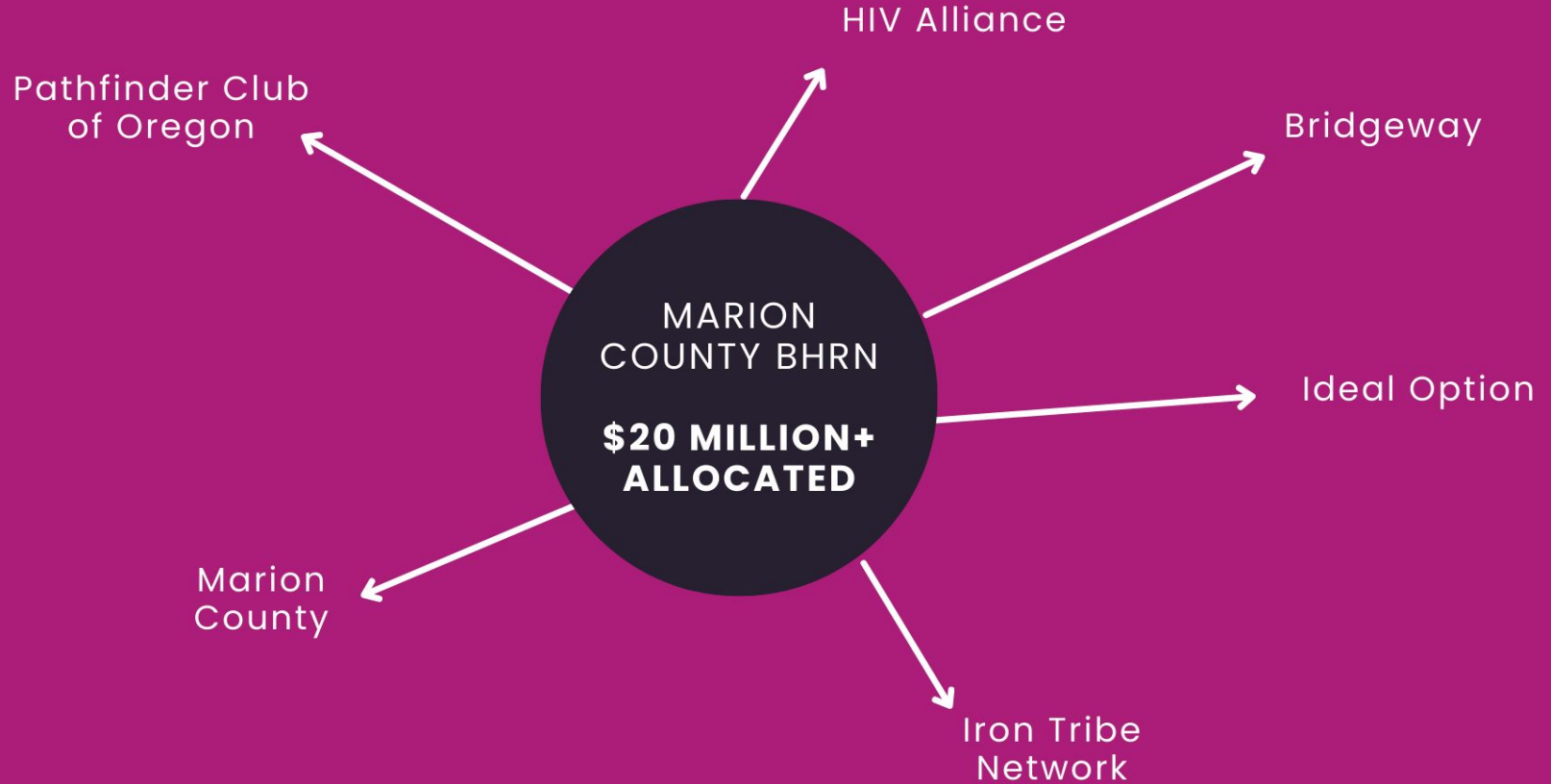
**POLK COUNTY  
BHRN**

**\$3.2 MILLION+  
ALLOCATED**

## Youth Era

*Services Funded:*

*Peer support and  
Mentoring*



Eastern Oregon  
Alcoholism  
Foundation

Community  
Counseling  
Solutions

UMATILLA  
COUNTY BHRN

**\$4.9 MILLION+**  
**ALLOCATED**

Eastern Oregon Center  
for Independent Living