PARKING & TRANSPORTATION MEETING AGENDA

October 26, 2023

1. ROLL CALL
2. APPROVAL OF MINUTES
   a. September 28, 2023 Minutes
3. ITEMS FROM CITIZENS ON AGENDA
   a. No Parking on east side of Mystery Wagon RD.
   b. Oberlanders: Charles Street Parking: Creekside Clinic Staff/VRBO's/ Hotels
4. NOTICE TO CONTEST PARKING TICKETS
   a. Citation 1132534
5. NEW BUSINESS
   a. Ironhorse Parking Lease
   b. Proposed Traffic Plan for Landmark Construction
   c. Broadway Ramp Sign Package
6. OLD BUSINESS
   a. Parking space in front of Tin Lizzie Resort
7. INFORMATIONAL ITEMS NOT ON AGENDA
   (Items considered but no action will be taken at this time.)
8. **Adjournment**
   a. Next Meeting November 9, 2023

CITY OF DEADWOOD
PARKING AND TRANSPORTATION COMMITTEE
September 28, 2023

1. **ROLL CALL:**

The City of Deadwood Parking and Transportation Committee met Thursday, September 28, 2023, in the Century Room in City Hall. Justin Lux called the meeting to order at 9:00 a.m. Present were Justin Lux, Cory Shafer, Dory Hanson, Kevin Kuchenbecker, Trent Mohr, Tom Riley, Lornie Stalder, Jim Lee, Misty Trewhella and Andy Goodwin. Commissioner Mike Johnson was present.

Absent was John Rystrom.

2. **APPROVAL OF MINUTES:** September 14, 2023.

Minutes for the meetings on Thursday, September 14, 2023, were approved unanimously with one correction by a motion from Ms. Trewhella and a second by Mr. Kuchenbecker. to Correction: Item 5a. should be "month to month at $100 per month.", not $125.

3. **ITEMS FROM CITIZENS ON AGENDA (intended to be informational):**

   a. **Whitewood Creek FEMA Project Update:** Mr. Kuchenbecker indicated the project is scheduled for October, 2023 to May, 2024. Still working through some of the environmental assessment issues. There is a meeting next week with the contractor.

   b. **Broadway Alley Retaining Wall Project Update:** Mr. Kuchenbecker indicated the project is in progress. Mr. Goodwin requested signage to indicate the street is closed as it is causing some traffic problems at Broadway and Wall.

   c. **Alkali Ike Tour Conveyance Update:** Nothing to report.

4. **NOTICE TO CONTEST PARKING TICKETS: None**

5. **NEW BUSINESS:**

   a. **Crosswalk at 560 Main St (Mr. Wu's)/Possible lease of two spaces:** Mr. Lux indicate there has been discussion about this and there are concerns of line of sight and curb cut-outs. Mr. Hamm from Mr. Wu's was present and indicated he thought this was approved previously but hasn't been put in so he was curious about the status. He also indicated maybe he could rent two spots in front of his front door to the parking lot so that area is more open. The committee thought it would be a temporary try-out period. Discussion. Mr. Kuchenbecker indicated it is a long way between crosswalks and looked into the Main Street Master Plan to see if there are any plans to add more crosswalks – there are more crosswalks in the plans that are at more regular intervals. Unfortunately, the Main Street Master Plan has been moved down the road until after the box culvert project in 2028(ish). The committee agreed this should not wait that long and public works could look into getting the crosswalks put in sooner, rather than later. At this

time, the question before the committee is whether to allow two spaces to be leased by Mr. Wu's. Mr. Lux indicated he thought the committee should hold off on leasing any more spaces until the parking study is completed by Walker Consultants which should be by the end of the year. Motion to deny at this time by Mr. Kuchenbecker, second by Mr. Mohr; motion carried.

b. **Parking Complaints at 478 Main Street, a Vacation Home Establishment:** Mr. Lux indicated there have been complaints and ongoing conflicts with people staying at 478 Main Street who park up on Williams Street. That section of Williams Street is outside of the designated residential parking zone. There have been discussions as to whether guests at an Air B&B qualify as a "resident". Discussion. The City has reached out to the owners of that property telling them there have been parking issues but there has been no response. There is no option to park on Main Street as it is the 4-lane but guests could unload on Williams and then park in the Welcome Center parking lot. It was decided to handle this on a case by case basis as there hasn't been an issue in a while.

c. **Reserved Residential Parking Application: 15 Denver Avenue:** Resident indicates they do not have off-street parking or the ability to create off-street parking, however, residents do not meet the elderly and/or handicap/disabled criteria of the ordinance. Discussion. The City needs to track the existing permitted parking spots to make sure that those properties have not sold and the residents still meet the criteria; those permits are not meant to follow the property, they follow the individual. Motion to deny by Mr. Kuchenbecker, second by Mr. Goodwin; motion carries unanimously.

d. **Reserved Residential Parking Application: 17 Denver Avenue:** Residents do not indicate on their application that they meet the elderly and/or handicap/disabled criteria of the ordinance. Motion to deny by Mr. Kuchenbecker, second by Mr. Goodwin; motion carries unanimously.

e. **Reserved Residential Parking Application: 38 Denver Avenue:** Residents do not indicate on their application that they meet the elderly and/or handicap/disabled criteria of the ordinance. Motion to deny by Mr. Kuchenbecker, second by Ms. Trewhella; motion carries unanimously.

f. **Request free parking in all pay by plate fee areas excluding Broadway Parking Garage from Wednesday, November 22 thru Tuesday, December 26, 2023. All donations going to local non-profit organizations.** Motion to approve by Mr. Mohr, second by Ms. Trewhella; motion carries unanimously.

g. **KDN Poster Car Shoot Monday, October 9, 2023 in front of the Adams House.** Ms. Hanson indicated it shouldn't take very long, maybe 30 minutes. They will be shooting the poster for next year's event. Motion to approve by Ms. Trewhella, second by Mr. Kuchenbecker; motion carried.

h. **Free use of the Interpretive Lot on October 21, 2023 for the Northern Hills Polar Plunge (fundraiser for Special Olympics South Dakota).** Motion to

approve free use of the Interpretive lot for the Polar Plunge on October 21 by Mr. Stalder, second by Ms. Trewhella; motion carried.

6. OLD BUSINESS:

a. **Parking Area Below the Arch:** This was discussed a little bit at department head but there wasn't any determination and there's no action to be taken. This will be part of Walker's review for parking.

b. **Blue Curb in front of Tin Lizzie's:** Mr. Lux indicated the curb is now yellow. Direction after discussion with the Commission is to go with the loading zone. Valets are not allowed on public property. Much discussion. Motion to continue by Mr. Kuchenbecker, second by Mr. Mohr; motion carried.

7. INFORMATIONAL ITEMS NOT ON AGENDA:

Bill Pearson (continued from the last meeting): Mr. Pearson requested no parking on the east side (left side as you go up) of Mystery Wagon Road. Primarily for safety during snow removal. Concerns also with dealing with the roadway grade and with vehicles backing out of their driveways. Discussion. It's a brand new, wide street and it would be hard to say no parking when other narrower streets in town are allowed parking. It's an issue that should be discussed with the residents on that street.

8. ADJOURNMENT:

With no further business for the committee to consider, Mr. Kuchenbecker moved to adjourn, seconded by Mr. Lee; motion carried unanimously.

Respectfully Submitted,

Rhonda McGrath, Recording Secretary
**** Audio from the meeting is posted on the "S" drive.

Quick Actions

Back
Print
Email

Citation Facsimile

City of Deadwood

Citation Number:	1132534
Issue Date:	8/10/2023 02:14 PM
Officer:	Nash
License:	2ER578
State:	SOUTH DAKOTA
EXP:	/
VIN:	
Make:	Toyota
Model:	Camry
Body:	
Color:	Gray (Dark)
Location:	MAIN STREET
Total:	$0.00

Violation(s) Images

Violation Image(s)

CAMRY
ZEC 578

JERKY
RIENCE
BEEF JERKY

```
CITATION      #:  1132534
DATE          :  8/10/2023  2:14  PM
OFFICER       :  598
```

```
VEHICLE
MAKE          :  TOYOTA
MODEL         :  CAMRY
COLOR         :  GRAY  (DARK)
PLATE/ST      :  2ER578  /  SD
PLATE  EXP    :   /
```

```
LOCATION:  596  MAIN  STREET
```

```
VIOLATION(S)  :
HANDICAPPED  PARKING  ONLY  $100.00
```

```
TOTAL  DUE     :  $100.00
```

Please check https://deadwood.citationportal.com/ for current amount due

---

```
COMMENTS:  PHOTO(S)  TAKEN
```

Violation(s)

22 HANDICAPPED PARKING ONLY

History

CITATION ADD	Citation entered into the system.	8/10/2023 02:14 PM by pam@cityofdeadwood.com

STAGE CHANGE	Stage changed to RO PENDING.	8/10/2023 02:14 PM by pam@cityofdeadwood.com
ACTIVITY	Pending registered owner lookup.	8/10/2023 02:14 PM by pam@cityofdeadwood.com
ACTIVITY	Violation 22 added.	8/10/2023 02:14 PM by pam@cityofdeadwood.com
STAGE CHANGE	Stage changed to RO ACQUIRED.	8/24/2023 02:16 PM by System
STAGE CHANGE	Stage changed to PAID IN FULL.	9/11/2023 09:50 AM by System
LETTER (/Citation/Media/Summary/664ff176-ba37-ee11-8e30-001dd8b724b7)	FIRST NOTICE On File	8/31/2023 12:30 PM by IPS
ACTIVITY	FIRST PENALTY Added	8/17/2023 11:02 PM by IPS
ACTIVITY	New Letter Record on File.	9/1/2023 12:38 PM by IPS
ACTIVITY	New Letter Record on File.	8/31/2023 12:30 PM by IPS

Comments(s)

PHOTO(S) TAKEN

Attention:
5 STAR CAR RENTAL INC
PO BOX 740

PARKING LEASE WITH
TROY GORANS-CEO OF LATCHSTRINGS GETAWAYS LLC

This Lease Agreement is made and entered into by and between the CITY OF DEADWOOD, a governmental subdivision of the State of South Dakota, with offices located at 102 Sherman Street, Deadwood, South Dakota, hereinafter referred to as "CITY", and TROY GORANS, CEO of Latchstring Getaways, LLC, at 21 Deadwood Street, Deadwood, South Dakota 57732, hereinafter referred to as "GORANS".

CITY and GORANS agree that GORANS shall rent (3) three spaces for the parking of motor vehicles, excluding buses and other large tourist conveyance vehicles on Deadwood Street under the following terms and conditions:

I.

The term of this lease shall be for (5) five months, to commence on June 1, 2020 and terminate on October 31, 2020. The parties acknowledge and agree that GORANS, its employees, representatives and invitees may use (3) three parking spaces Monday through Sunday from 5:00 p.m. to 9:00 a.m. daily.

II.

GORANS agrees to pay to CITY as rent the sum of fifty and No/100ths Dollars ($50.00) plus tax per month for the entire (5) five-month period of this lease with the first payment due and payable on or before the 1st day of June, 2020, with payment made the first day of each following month through October, 2020.

The parties acknowledge that the rent to be paid for this lease is a rental amount for a full (5) five-month period, and that GORANS is obligated to pay this parking fee per space per month for the full (5) five months without regard to whether or not GORANS uses said space.

All rent shall be paid and received by the City Finance Officer on the due date or lessee shall be assessed a late charge of (10%) ten percent of the unpaid and outstanding rent. If the rent payment is more than (15) fifteen days overdue, CITY may, at its option, deem this agreement void and take any necessary action to re-rent the space without notice to renter.

III.

GORANS and CITY agree that GORANS shall be assigned specific spaces by CITY on Deadwood Street and that such space will be available at all times described above for use by GORANS.

GORANS shall be responsible for all costs of signage, CITY shall install all signage. GORANS agrees to abide by all rules and regulations established by CITY for Deadwood Street. This lease shall not be assigned, sublet, or transferred to any other party, without the written consent of CITY.

IV.

GORANS agrees that it is merely renting a space to park a vehicle and that such rent does not include protection of the vehicle. GORANS acknowledges and agrees that it bears all risks of the vehicle being stolen or damaged and holds CITY harmless from any and all liability for damages to any vehicles parked Deadwood Street including but not limited to theft or damage to vehicles or property in said vehicles. CITY specifically disclaims any responsibility, expressed or implied, to protect against loss or damage to GORANS vehicles or its contents while parking Deadwood Street. GORANS agrees that no bailment is created for its vehicle or the contents under this Lease Agreement, and that is shall use Deadwood Street at its own risk and responsibility.

V.

GORANS shall assume all risks incident to the use of the premises as a parking spot and shall indemnify CITY against any loss, damage or expense resulting from personal injury or damage to, or loss of property caused in any manner by GORANS, and against any loss, damage, or expense resulting from injury to GORANS.

VI.

This lease shall be renewed automatically at the expiration of its initial term and additional like terms, provided that either GORANS or CITY may terminate this agreement by

notifying the other party in writing at least (30) thirty days prior to the Expiration date of this lease agreement or any automatic renewal of the same.

Dated this ___ day of _____, 2020.

CITY OF DEADWOOD

By: _____
David R Ruth Jr.
Its: Mayor

ATTEST:

_____
Jessicca McKeown
Finance Officer

Dated this ___ day of _____, 2020.

_____
Mike GORANS

BROADWAY PARKING STRUCTURE LEASE AGREEMENT

This Lease Agreement is made and entered into by and between the CITY OF DEADWOOD, a governmental subdivision of the State of South Dakota, with offices located at 102 Sherman Street, Deadwood, South Dakota, hereinafter referred to as "CITY", and TROY GORANS, CEO of Latchstring Getaways, LLC, at 21 Deadwood Street, Deadwood, South Dakota 57732, hereinafter referred to as "GORANS".

CITY and GORANS agree that GORANS shall rent a total of twelve (12) spaces for the parking of motor vehicles, excluding buses and other large tourist conveyance vehicles in the Broadway Parking Structure for various time frames, as forth within the following terms and conditions:

I.

The term of this lease shall be seven (7) months. Commencing June 1, 2020, through December 31, 2020. The parties acknowledge and agree GORANS, its employees, representatives and guests may use the parking spaces twenty-four house per day, seven (7) days per week.

II.

In accordance with the rates established by CITY for the Broadway Parking Structure, GORANS agrees to pay to CITY as rent the sum of One Hundred Dollars ($100.00) for each parking space, plus six and ½ percent (6.5%) sales tax, for a total of One Thousand Two Hundred and Seventy-eight Dollars ($1278.00) per month. The rental amount set forth in this paragraph shall be due and payable on or before the 1st day of June 2020, and on the first day of each month following through December 31st, 2020.

The parties acknowledge that the rent to be paid for this lease is a rental amount for a seven (7) month period, and that GORANS is obligating itself to pay these parking fees per space per month for the seven (7) months without regard to whether or not GORANS uses said space or spaces. However, the parties acknowledge that this lease may be terminated early pursuant to paragraph VI, below.

All rent shall be paid and received by the City Finance Officer on the due date or lessee shall be assessed a late charge of ten percent (10%) of the unpaid and outstanding rent. If the rent payment is more than ten (10) days overdue, CITY may, at its option, deem this agreement void and take any necessary action to re-rent the spaces or spaces without notice to renter. In addition, if the rent payment is more than ten (10) days overdue, CITY shall cause access cards to be turned off so that GORANS shall not have access to the parking spaces referenced above, until such time as the account is made current. GORANS agrees it is entitled to no further notice under this section.

III.

GORANS and CITY agree that GORANS shall not be assigned specific spaces by CITY in the Broadway Parking Structure, other than the handicapped spaces assigned at this time, pursuant to this agreement, but that such spaces will be available at all times described above for use by GORANS. GORANS agrees to abide by all rules and regulations established by CITY for the Broadway Parking Structure. This lease shall not be assigned, sublet, or transferred to any other party, without the written consent of CITY.

IV.

GORANS agrees that it is merely renting a space to park a vehicle and that such rent does not include protection of the vehicle. GORANS acknowledges and agrees that it is taking the same risks of the vehicle being stolen or damaged that it would take if it parks on any street. GORANS further agrees that if anyone steals or damages its vehicle or anything in its vehicles, that GORANS will not request CITY to pay for any such losses incurred. CITY specifically disclaims any responsibility, expressed or implied, to protect against loss or damage to GORANS'S vehicles or its contents while parking in the Broadway Parking Structure. GORANS agrees that no bailment is created for its vehicle or the contents under this Lease Agreement, and that it shall use the Broadway Parking Structure at its own risk and responsibility.

V

GORANS shall assume all risks incident to the use of the premises as a parking lot and shall indemnify CITY against any loss, damage or expense resulting from personal injury or damage to, or loss of property caused in any manner by GORANS, and against any loss, damage, or expense resulting from injury to GORANS.

VI.

Either GORANS or CITY may terminate this agreement by notifying the other party in writing at least thirty (30) days prior to the proposed termination date.

Dated this _____ day of _____, 2020.

CITY OF DEADWOOD

_____
David Ruth Jr., Mayor

ATTEST:

_____
Jessicca McKeown, Finance Officer

Dated this _____ day of _____, 2020.

TROY GORANS Latchstring Getaways, LLC

_____
By: Troy Gorans, CEO

State of South Dakota)
) SS
County of _____)

On this _____ day of _____, 2020, before me, the undersigned officer, personally appeared Troy Gorans, who acknowledged himself to be the CEO of Latchstring Getaways, LLC a South Dakota limited liability company, and that such CEO, being authorized to do so, executed the foregoing instrument for the purpose therein contained by signing the name of the corporation himself as Managing Member.

IN WITNESS WHEREOF, I have set my hand and official seal.

(SEAL)

_____
Notary Public

My Commission Expires: _____

Date: 10/24/2023 **Author:** Corey Dillavou **Project:** Keating Resources - Traffic Control Plan - Sherman Street Closure

Comments:

Traffic Control will adhere to MUTCD standards and SDDOT Standard Plates.

Sign and channelizing device spacing is not to scale. Spacing will adhere to MUTCD and SDDOT Standard Plates.

This traffic control plan has been submitted by Traffic Services Company to the appropriate governing official and agency for review. Unless Traffic Services Company receives written confirmation from that appropriate governing official and or agency either approving, not approving or requesting changes, this traffic control plan will be assumed as approved.

Confidentiality Notice: This traffic control plan and any attached files are for the sole use of intended recipient(s) and may contain confidential and privileged information. Any unauthorized review, use,disclosure,distribution or copying is prohibited. If you are not the intended recipient(s), please contact Traffic Services Company and destroy/delete all copies of this traffic control plan.

B E R
B E R
I C H

CITY OF DEADWOOD

PARKING STRUCTURE SIGNAGE

DESIGN INTENT

FINAL REVIEW

10/06/2023

WAYFINDING

The art and science of creating information systems that help people orient themselves in the built environment allowing them to navigate from place to place.

BERBERICH DESIGN | RAY@BERBERICHDESIGN.COM | 605-430-5170

DRAWING INDEX

NUMBER	TITLE
0.00	COVER SHEET
0.01	TABLE OF CONTENTS
0.02	PROJECT STANDARDS - FONTS
0.03	PROJECT STANDARDS - SYMBOLS
0.04	PROJECT STANDARDS - COLOR & MATERIAL
0.05	PROJECT STANDARDS - GENERAL SPECS
0.06	SIGN TYPES
0.07	SIGNAGE LOCATION PLAN - LEVEL 1
0.08	SIGNAGE LOCATION PLAN - LEVEL 2
0.09	SIGNAGE LOCATION PLAN - LEVEL 3
0.10	SIGNAGE LOCATION PLAN - LEVEL 4
0.11	BEFORE & AFTER IMAGES
1.00	ROOM IDENTIFICATION
2.00	OVERHEAD DIRECTIONAL
3.00	DDWD / OYSTER BAY SIGN PANEL
4.00	PAYMENT INFORMATION (SMALL)
5.00	PAYMENT INFORMATION (LARGE)
6.00	REGULATORY - COMPACT CAR ONLY
7.00	REGULATORY - PERMIT ONLY
8.00	REGULATORY - CITY VEHICLES ONLY
9.00	REGULATORY - ADA PARKING
10.00	LEVEL IDENTIFICATION
10.10	LEVEL IDENTIFICATION - ELEVATOR AREA
11.00	RAMP POLICIES
12.00	MAP/INFO DESK
13.00	FIRE EXTINGUISHER IDENTIFICATION
14.00	HEADACHE BAR
15.00	REGULATORY - NO PARKING
16.00	LEVEL IDENTIFICATION - COLUMN
17.00	REGULATORY - DO NOT ENTER
18.00	RAMP DIRECTIONAL
19.00	ELEVATOR EVACUATION SIGNAGE
20.00	ELEVATOR LEVEL IDENTIFICATION
21.00	REVISED ENTRY BANNER
22.00	OVERSIZED VEHICLES REPLACEMENT PANEL

BERBERICH

CONTACT:
Ray Berberich
605-430-5170
ray@berberichdesign.com

1876 DEADWOOD SOUTH DAKOTA

Project:
Deadwood Parking Structure Signage

Prepared for:
The City of Deadwood
Deadwood, South Dakota

Client Contact:
Kevin Kuchenbecker
Historic Preservation Officer
Department of Planning & Preservation
605-578-2082 Office
605-641-5568 Mobile

Date: 01/21/2021
Revisions:
10/05/2023

© 2023 BERBERICH DESIGN

The sole purpose of all drawings is to express visual design intent only and is not intended for actual fabrication purposes. Reasonable effort and judgment has been made to interpret applicable ADA/ICC, ANSI and other federal, state and local laws, codes, ordinances and regulations at the time of this project. Upon the awarding of bid and/or acceptance of these design drawings the sign fabricator(s) and/or contractor(s) shall have complete and full responsibility for all final selected materials, engineering methods, fabrication methods, permitting, installation and to assure that the project and all sign types are in compliance. Verify all information provided. Shop drawings are required. When engineered drawings are required all drawings are to be sealed and signed by a Registered PE within the state where the project is located.

This document is the sole property of Berberich Design and all drawing are protected under US copyright law. The reproduction, reuse and sales rights regarding the drawings and designs herein are exclusively provided to the recipient by a contractual relationship, for a special purpose, at a specified time. By accepting this document shall not be copied or reproduced in whole or in part, nor its contents revealed in any manner or to any person except for the purpose for which it was tendered, nor any special features peculiar to this design be incorporated in other projects.

TABLE OF CONTENTS

BERBERICH

CONTACT:
Ray Berberich
605-430-5170
ray@berberichdesign.com

1876 DEADWOOD SOUTH DAKOTA

Project:
Deadwood Parking Structure Signage

Prepared for:
The City of Deadwood
Deadwood, South Dakota

Client Contact:
Kevin Kuchenbecker
Historic Preservation Officer
Department of Planning & Preservation
605-578-2082 Office
605-641-5568 Mobile

Date: 01/21/2021
Revisions:
- 01/26/2021
- 10/05/2023

PROJECT FONTS

ROADGEEK 2005 SERIES D

ABCDEFGHIJKMLNOPQRSTUVWXYZ
abcdefghijklmnopqrstuvwxyz
1234567890

FREIGHTSANS PRO, MEDIUM

ABCDEFGHIJKMLNOPQRSTUVWXYZ
abcdefghijklmnopqrstuvwxyz
1234567890

© 2023 BERBERICH DESIGN

The sole purpose of all drawings is to express visual design intent only and is not intended for actual fabrication purposes. Reasonable effort and judgment has been made to interpret applicable NFPA, IBC, and other federal, state and local laws, rules, codes, ordinances and regulations as they pertain to this project. Upon the awarding of bid and/or acceptance of these design drawings the sign fabricator(s) and/or contractor(s) shall have complete and full responsibility for all final selected materials, engineering methods, fabrication methods, permitting, installation and to assure that the project and all sign types are in compliance. Verify all information provided. Shop drawings are required. When engineered drawings are required all drawings are to be sealed and signed by a Registered PE within the state where the project is located.

This document is the sole property of Berberich Design and all drawing are protected under US copyright law. The reproduction, reuse and sales rights regarding the drawings and designs herein are reserved. Unless it is subsidiary under a contractual relationship, for a special purpose, and the recipient, by accepting this document shall not be copied or reproduced in whole or in part, nor its contents revealed in any manner or to any person except for the purpose for which it was tendered, nor any special features peculiar to this design be incorporated in other projects.

PROJECT ARROWS AND SYMBOLS

ARROWS

Dotted line designates the required clear space for the arrow. Arrow dimensions include the dotted area.

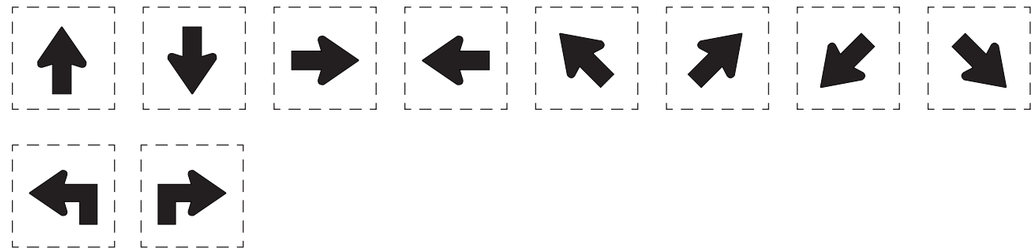

SYMBOLS

Dotted line designates the required clear space for the symbol. Symbol dimensions include the dotted area.



CONTACT:
Ray Berberich
605-430-5170
ray@berberichdesign.com

Project:
Deadwood Parking Structure Signage

Prepared for:
The City of Deadwood
Deadwood, South Dakota

Client Contact:
Kevin Kuchenbecker
Historic Preservation Officer
Department of Planning & Preservation
605-578-2082 Office
605-641-5568 Mobile

Date: 01/21/2021
Revisions:
- 01/26/2021
- 10/05/2023

© 2023 BERBERICH DESIGN

The sole purpose of all drawings is to express visual design intent only and is not intended for actual fabrication purposes. Reasonable effort and judgment has been made to interpret applicable MUTCD, ADA and other federal, state and local laws, codes, ordinances and regulations, as they apply to this project. Upon the award bid, and/or acceptance of these design drawings the sign fabricator(s) and/or contractor(s) shall have complete and full responsibility for all final selected materials, engineering methods, fabrication methods, permitting, installation and to assure that the project and all sign types are in compliance. Verify all information provided. Shop drawings are required. When engineered drawings are required all drawings are to be sealed and signed by a Registered PE within the state where the project is located.

This document is the sole property of Berberich Design and all drawing are protected under US copyright law. The reproduction, reuse and sales rights regarding the drawings and designs therein are expressly forbidden. It is submitted under a confidential relationship, for a special purpose, and the recipient, by accepting this document shall not be copied or reproduced in whole or in part, nor its contents revealed in any manner or to any person except for the purpose for which it was tendered, nor any special features peculiar to this design be incorporated in other projects.

PROJECT STANDARDS
SYMBOLS

0.03

PROJECT COLORS & MATERIALS

COLORS	SIGN PAINT	WALL PAINT	VINYL
LEVEL 1	CL-1: Level 1 MP08528 / Engine Orange	Sherwin Williams SW6886	VL-1: Level 1 Gerber High Performance Series 220 / Bright Orange 220-14
LEVEL 2	CL-2: Level 2 MP00292 / Palermo Purple	Sherwin Williams SW6981	VL-2: Level 2 Gerber High Performance Series 220 / Dark Violet 220-98
LEVEL 3	CL-3: Level 3 MP13427 / Anole Green	Sherwin Williams SW6987	VL-3: Level 3 Gerber High Performance Series 220 / Apple Green 220-196
LEVEL 4	CL-4: Level 4 MP32071 / White Wonder		CL-4: Level 4 Gerber High Performance Series 220 / Matte White 220-20

	~~C1~~ ~~MP18207 / Slate Metallic~~	~~V1~~ ~~Gerber Premium Metallic / Slate Metallic 201~~
	C2 MP15026 / Fire Breathing Red	V2 Gerber High Performance Series 220 / Tomato Red 220-13
	C3 MP32071 / White Wonder	V3 Gerber High Performance Series 220 / Matte White 220-20
	No Paint Equivalent	V4 Gerber High Performance Reflective Series 280i / 280i White
	No Paint Equivalent	V5 Gerber High Performance Translucent Series / Intense Blue 230-127
	C6 Federal Standard 595B, No. 15090 (Blue)	V6 Gerber High Performance Series 220 / Intense Blue 220-47
	C7 Matte Black	V7 Gerber High Performance Series 220 / Matte Black 220-22
	C8 MP02548 / Dahlia Yellow	V8 Gerber High Performance Series 220 / Chrome Yellow 220-145

BERBERICH

CONTACT:
Ray Berberich
605-430-5170
ray@berberichdesign.com

1876 DEADWOOD SOUTH DAKOTA

Project:
Deadwood Parking Structure Signage

Prepared for:
The City of Deadwood
Deadwood, South Dakota

Client Contact:
Kevin Kuchenbecker
Historic Preservation Officer
Department of Planning & Preservation
605-578-2082 Office
605-641-5568 Mobile

Date: 01/21/2021
Revisions:
- 01/26/2021
- 10/06/2023

© 2023 BERBERICH DESIGN

The sole purpose of all drawings is to express visual design intent only and is not intended for actual fabrication purposes. Reasonable effort and judgment has been made to interpret applicable MUTCD, ADA and other federal, state and local laws, rules, codes, ordinances and regulations as they apply to project. Upon the award by owner and/or acceptance of these design drawings the sign fabricator(s) and/or contractor(s) shall have complete and full responsibility for all final selected materials, engineering methods, fabrication methods, permitting, installation and to assure that the project and all sign types are in compliance. Verify all information provided. Shop drawings are required. When engineered drawings are required all drawings are to be sealed and signed by a Registered PE within the state where the project is located.

This document is the sole property of Berberich Design and all drawing are protected under US copyright law. The reproduction, reuse and sales rights regarding the drawings and designs therein are expressly forbidden. It is submitted under a confidential relationship, for a special purpose, and the recipient, by accepting this document shall not be copied or reproduced in whole or in part, nor its contents revealed in any manner or to any person except for the purpose for which it was tendered, nor any special features peculiar to this design be incorporated in other projects.

PROJECT COLOR & MATERIALS

GENERAL SPECIFICATIONS

SUBMITTALS

A. SHOP DRAWINGS: Three (3) sets of detailed shop drawings (plans, elevations, and scale drawings) are to be submitted to the Owner and Designer for review prior to production. These drawings are to show/indicate all materials, finishes, construction details, lighting, and installation detailing of artwork and signage structure, including locations of all material seams (finished and unfinished). Additional drawing(s) may be requested by the Designer, at the contractor's expense, to further indicate items in question.

B. PRODUCT DATA: Submit manufacturer's technical data and installation instructions for each type of sign and/or fixture required, as will be provided in the completed, installed sign unit.

C. SPECIFIC SAMPLES: Submit two (2) 3" x 5" samples of all actual material to be used for each different finish surface, (each color and texture) coated to match the proper color texture and finish as for each indicated, to show the quality of fabrication and design. If there are material seams or welded joints in the sign cabinet, a sample of a continuously welded, ground, filed, and smoothed seam with the correct indicated finish(s) applied must be submitted for Designer review. Completed and installed components will be evaluated based on these submittals.

D. OTHER SAMPLES: Two (2) 3" x 5" samples of all exterior materials that can be viewed when all finished sign structures are completed and in place (in addition to those mentioned above) are to be submitted for Designer review prior to production. Items sampled would include those specified, as well as those materials proposed for substitution of specified materials, or suggested materials for those that are unspecified, including Neon (sample drawing will be provided).

E. STRUCTURE: Design of installation, internal structure, mounting assemblies and foundations by Sign Contractor: Sign Contractor shall submit two sets of comprehensive shop drawings incorporating an adequate foundation or mounting structure for all sign components, given site conditions. The sign contractor shall at his expense submit calculations, stamped by the appropriate Engineer registered in the state, of Final Installation for all structural members, including foundations for Owner's review.

F. ELECTRICAL REQUIREMENTS: Sign Contractor shall provide at the earliest possible time the specific electrical requirements (if any) to the Owner.

G. LAMP SERVICE: Sign Contractor to provide Designer and Owner with complete lamp replacement information—brand, type, wattage, color, etc.—for all lighted components. This information shall be in typewritten format (8-1/2" x 11") and shall indicate at least one local (site) supplier.

H. MAINTENANCE: Sign Contractor to provide Designer and Owner with complete finish/component care instructions as specified by manufactures for ongoing cosmetic sign cleaning and maintenance.

MATERIALS

A. ACRYLIC/COLOR TRANSLUCENT SHEET: Where sheet material is indicated as a "color," provide color translucent sheet of density required to produce uniform brightness without halo effects. Material provided shall be appropriately matched to the intended permanent field conditions.

B. ACRYLIC/TRANSPARENT SHEET: Where sheet material is indicated as "clear," provide colorless sheet in glass finish, with light transmittance of 92%, where tested in accordance with the requirements of ASTM D-1003.

C. ALUMINUM SHEET: Provide aluminum sheet of alloy and temper recommended by the aluminum producer or finisher for the type of use and finish indicated, and with not less than the strength and durability properties specified in ASTM B109 for 5005-H15.

D. ALUMINUM EXTRUSIONS: Provide aluminum extrusions of alloy and temper recommended by the aluminum producer or finisher for the type of use and finish indicated, and with not less than the strength and durability properties specified in ASTM B-221 for 6063-T5.

E. STRUCTURAL STEEL: Provide internal galvanized structural steel as required to meet the requirements of the permanent installation.

F. FASTENERS: Unless otherwise indicated, use concealed fasteners fabricated from metals that are non-corrosive to either the signage materials or the mounting surface.

G. ELECTRICAL/LAMPS: Provide new electrical components and respective lamps, so as to be easily repaired or replaced from local available stock. (24 hr. max. turnaround.)

H. VINYL WALL COVERING: Type II, PVC coated, 20 oz., 20 mil, passes flame test, ASTME-84-98, Meets UL723, NFPA NO. 255, UBC 42-1 AND ANSI NO. 2.5.

I. PERMITS: Sign Fabricator is responsible for acquiring all necessary permits and approvals from all local authorities for contents of this package prior to fabrication and/or installation. Owner is to be supplied with copies of all permits and approvals.

J. ALTERNATE MATERIALS AND METHODS: All bids are to be based directly on the materials and fabrication techniques indicated in this drawing package. No alternates will be considered as part of the base bid. Any alternates suggested by the potential bidder must be quoted separately as alternates and must be accompanied by a complete description of the proposed alternate in order to be considered.

QUALITY ASSURANCE

A. UL COMPLIANCE: Provide lighting fixture and electrical components that are UL-labeled and listed. Indicate electrical service required and location for review by Designer.

B. LAMP EMISSION: All lighting fixtures/sources shall emit a color balanced, consistent, and uniform light with no browning, flickering, haloing, or other uneven effect.

C. ELECTRICAL HARDWARE: All transformers and electrical hardware shall be concealed, non-audible, and non-visible to pedestrian and vehicular traffic.

D. LABELING: Code permitting, there shall be no visible labels, manufacturer's or otherwise, on the completed signs. If labels are required, a sample label and intended location must be submitted for Designer review, prior to application.

E. STOCK: All materials, hardware, electrical components, finishes, etc., used to fabricate any and all sign components shall be "NEW" (not previously used or operated in any other application) and from the most recent original manufacturer's production run/supply and appropriately matched to the service conditions required of the site.

F. ARTWORK: Finished black and white, film positive or digital artwork for all symbols and other custom designed graphic components, such as logos, logo-type and arrow heads used for all sign types shall be furnished or specified by the Owner for reproduction. All enlarging and reducing is the responsibility of the Sign Contractor.

G. EXECUTION: Problems such as messages being too long to fit into the required formats, difficult logo or logo-type components to reproduce accurately, etc., must be brought to the attention of the Designer, prior to execution. It is required that the Sign Contractor not resolve these kinds of discrepancies.

H. OWNERSHIP: All graphic designs created by the Designer and/or Owner for this project are to be used exclusively for this project. The sign Contractor must receive express written permission from both the Designer and Owner for any use other than for the completion of this project, including self-promotion and publication. It is required that all original artwork furnished by the Owner be returned upon completion of this project. (Deposit may be required.)

I. ACCEPTANCE: All work shall be complete in every respect and satisfactory to all governing legislative authorities, building codes, the Owner, and the Designer.

WARRANTY

A. During the warranty period, the Contractor agrees to restore defective work to the standard of the Bid Documents without cost to the Client, including material and labor, for three years after acceptance of the Work.

B. Signs shall be warranted for five years against discoloration, UV fading, delamination, or deterioration.

C. Vinyl letters shall be warranted for five years against failing, to include but not limited to, cracking and delamination from substrate.

D. At project completion, the Contractor must include within a 3-ring binder material samples and all warranty information, to include but not limited to, labor, materials, products used, along with all lighting specifications and manufacturers' contact information.

PERMITS

A. PERMITS: Sign Fabricator is responsible for acquiring all necessary permits and approvals from all governing authorities for contents of this package prior to fabrication and/or installation. Owner is to be supplied with copies of all permits and approvals

CRITICAL DATES

A. BID COMPLETION: Potential bidders shall have generally 14 days to complete and return all bids. Specific dates to be determined.

B. PROJECT COMPLETION: Successful bidder shall have six (6) weeks or a mutually agreed date(s) after bid has been awarded to complete the project. Specific dates for substantial completion and project close-out to be determined.

AT OWNER REQUEST

A. All bidders shall submit, at Owners request, three (3) examples of similar projects, completed under the bidding company's name, within a period of three years prior to the date of this bid. This submittal shall include: detailed photographs, shop drawing examples, total project costs, a written description regarding the bidders' specific roles in each project, and a statement regarding their qualifications as they directly relate to this project.

BERBERICH

CONTACT:
Ray Berberich
605-430-5170
ray@berberichdesign.com

1876 DEADWOOD SOUTH DAKOTA

Project:
Deadwood Parking Structure
Signage

Prepared for:
The City of Deadwood
Deadwood, South Dakota

Client Contact:
Kevin Kuchenbecker
Historic Preservation Officer
Department of Planning & Preservation
605-578-2082 Office
605-641-5568 Mobile

Date: 01/21/2021
Revisions:
- 10/05/2023

© 2023 BERBERICH DESIGN

The sole purpose of all drawings is to express visual design intent only and is not intended for actual fabrication purposes. Reasonable effort and judgment has been made to interpret applicable MUTCD, ADA, and other federal, state and local laws, rules, codes, ordinances and regulations. Where applicable, this project shall be constructed by contractor acceptance of these design drawings the sign fabricator(s) and/or contractor(s) shall have complete and full responsibility for all final selected materials, engineering methods, fabrication methods, permitting, installation and to assure that the project and all sign types are in compliance. Verify all information provided. Shop drawings are required. When engineered drawings are required all drawings are to be sealed and signed by a Registered PE within the state where the project is located.

This document is the sole property of Berberich Design and all drawing are protected under US copyright law. The reproduction, reuse and sales rights regarding the drawings and designs herein are expressly forbidden. It is communicated by this document relationship, for a special purpose, and the recipient, by accepting this document shall not be copied or reproduced in whole or in part, nor its contents revealed in any manner or to any person except for the purpose for which it was tendered, nor any special features peculiar to this design be incorporated in other projects.

GENERAL SPECIFICATIONS

1.00
ROOM IDENTIFICATION

2.00
OVERHEAD DIRECTIONAL

3.00
DDWD / OYSTER BAY SIGN PANEL

4.00
PAYMENT INFO (SMALL)

5.00
PAYMENT INFO (LARGE)

6.00
REGULATORY - COMPACT ONLY

7.00
REGULATORY - PERMIT ONLY

8.00
REGULATORY - CITY VEHICLES ONLY

9.00
REGULATORY - ADA PARKING

10.00
LEVEL IDENTIFICATION

10.10
LEVEL IDENTIFICATION - ELEVATOR AREA

11.00
RAMP POLICIES

CONFIRM COPY

12.00
MAP/INFO DESK

HOLD

13.00
FIRE EXTINGUISHER IDENTIFICATION

14.00
HEADACHE BAR

15.00
REGULATORY - NO PARKING

16.00
LEVEL IDENTIFICATION - COLUMN

17.00
REGULATORY - DO NOT ENTER

18.00
RAMP DIRECTIONAL

19.00
ELEVATOR EVACUATION SIGNAGE

20.00
ELEVATOR LEVEL IDENTIFICATION

OMIT

21.00
Entry Banner

22.00
Oversized Vehicles

NOTE: SIGNS NOT TO SCALE

BERBERICH

CONTACT:
Ray Berberich
605-430-5170
ray@berberichdesign.com

1876 DEADWOOD SOUTH DAKOTA

Project:
Deadwood Parking Structure Signage

Prepared for:
The City of Deadwood
Deadwood, South Dakota

Client Contact:
Kevin Kuchenbecker
Historic Preservation Officer
Department of Planning & Preservation
605-578-2082 Office
605-641-5568 Mobile

Date: 01/21/2021
Revisions:
- 01/26/2021
- 10/06/2023

© 2023 BERBERICH DESIGN

The sole purpose of all drawings is to express visual design intent only and is not intended for actual fabrication purposes. Reasonable effort and judgment has been made to interpret applicable Uniform Codes, ADA and other federal, state and local laws, and life safety codes, ordinances and regulations. Berberich Design assumes no liability for any deviations from the specified laws and/or codes, acceptance of these design drawings the sign fabricator(s) and/or contractor(s) shall have complete and full responsibility for all final selected materials, engineering methods, fabrication methods, permitting, installation and to assure that the project and all sign types are in compliance. Verify all information provided. Shop drawings are required. When engineered drawings are required all drawings are to be sealed and signed by a Registered PE within the state where the project is located.

This document is the sole property of Berberich Design and all drawing are protected under US copyright law. The reproduction, reuse and sales rights regarding the drawings and designs, herein, are expressly forbidden. It is submitted under a confidential relationship, for a special purpose, and the recipient, by accepting this document shall not be copied or reproduced in whole or in part, nor its contents revealed in any manner or to any person except for the purpose for which it was tendered, nor any special features peculiar to this design be incorporated in other projects.

PROJECT SIGN TYPES

0.06

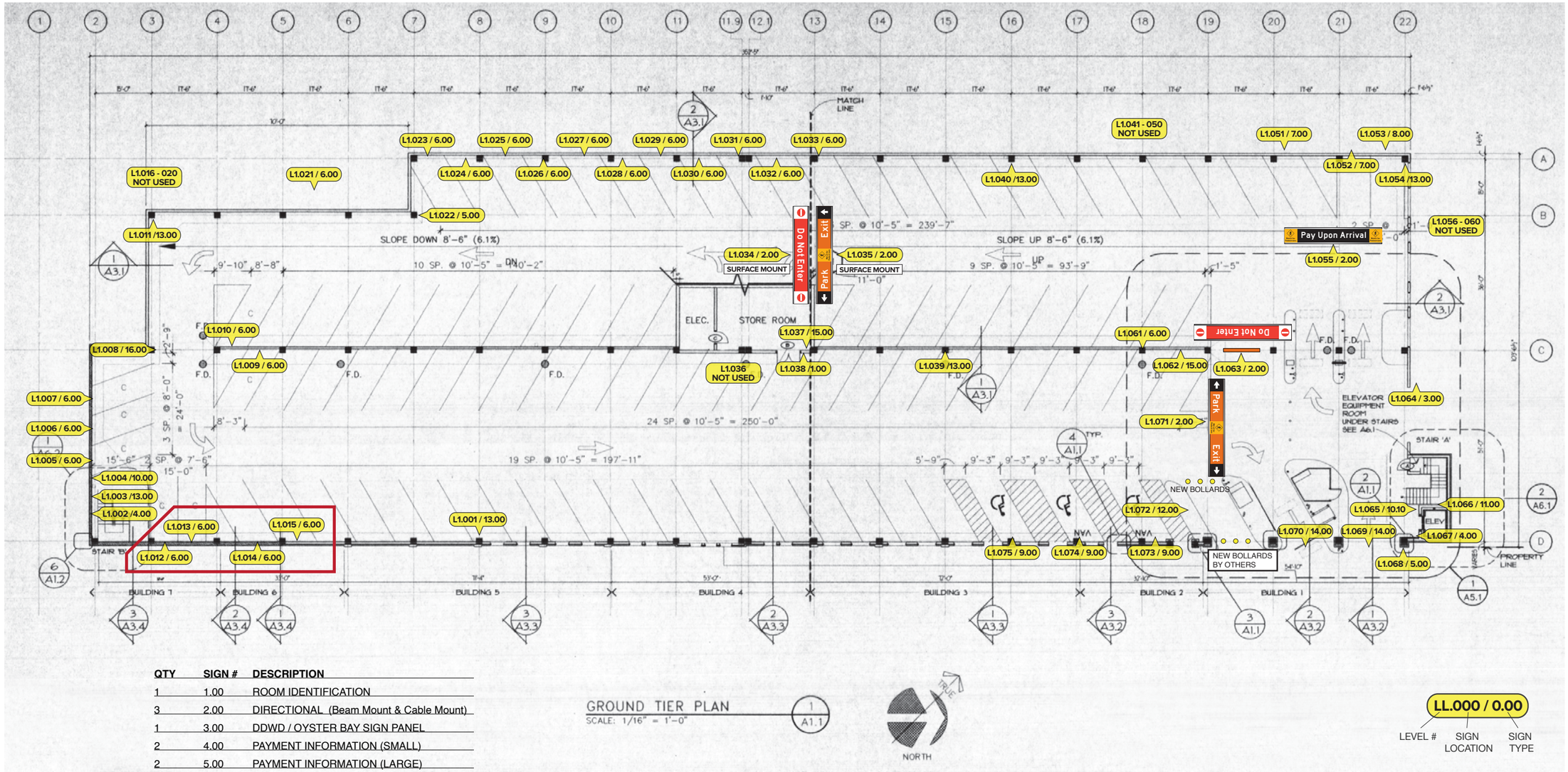

GROUND TIER PLAN
SCALE: 1/16" = 1'-0"

NORTH

LL.000 / 0.00
LEVEL # SIGN LOCATION SIGN TYPE

QTY	SIGN #	DESCRIPTION
1	1.00	ROOM IDENTIFICATION
3	2.00	DIRECTIONAL (Beam Mount & Cable Mount)
1	3.00	DDWD / OYSTER BAY SIGN PANEL
2	4.00	PAYMENT INFORMATION (SMALL)
2	5.00	PAYMENT INFORMATION (LARGE)
22	6.00	REGULATORY - COMPACT CAR ONLY
2	7.00	REGULATORY - PERMIT ONLY
1	8.00	REGULATORY - CITY VEHILCES ONLY
3	9.00	REGULATORY - ADA PARKING
1	10.00	LEVEL IDENTIFICATION
1	10.10	LEVEL IDENTIFICATION @ ELEVATOR
2	11.00	RAMP POLICIES
1	12.00	MAP/INFO KIOSK
5	13.00	FIRE EXTINGUSHER
2	14.00	HEADACHE BAR
2	15.00	REGULATORY - NO PARKING
1	16.00	LEVEL IDENTIFICATION - COLUMN
2	17.00	REGULATORY - DO NOT ENTER
0	18.00	RAMP DIRECTIONAL (HOLD)
1	19.00	ELEVATOR EVACUATION SIGNAGE
2	20.00	ELEVATOR JAMB LEVEL

LEVEL ONE - GROUND LEVEL

SIGN LOCATIONS - LEVEL 1

LOCATION	SIGN TYPE	MESSAGE
L1.001	13.00	FIRE EXTINGUSHER
L1.002	4.00	(SEE LAYOUT)
L1.003	13.00	FIRE EXTINGUSHER
L1.004	10.00	LEVEL 1
L1.005	6.00	COMPACT ONLY
L1.006	6.00	COMPACT ONLY
L1.007	6.00	COMPACT ONLY
L1.008	16.00	LEVEL 1
L1.009	6.00	COMPACT ONLY
L1.010	6.00	COMPACT ONLY
L1.011	13.00	FIRE EXTINGUSHER
L1.012	6.00	COMPACT ONLY
L1.013	6.00	COMPACT ONLY
L1.014	6.00	COMPACT ONLY
L1.015	6.00	COMPACT ONLY
ONLYL1.016-020		NOT USED
L1.021	6.00	COMPACT ONLY
L1.022	5.00	(SEE LAYOUT)
L1.023	6.00	COMPACT ONLY
L1.024	6.00	COMPACT ONLY
L1.025	6.00	COMPACT ONLY
L1.025	6.00	COMPACT ONLY
L1.026	6.00	COMPACT ONLY
L1.027	6.00	COMPACT ONLY
L1.028	6.00	COMPACT ONLY
L1.029	6.00	COMPACT ONLY
L1.030	6.00	COMPACT ONLY
L1.031	6.00	COMPACT ONLY
L1.032	6.00	COMPACT ONLY
L1.033	6.00	COMPACT ONLY
L1.034	2.00	(SEE LAYOUT)
L1.035	2.00	(SEE LAYOUT)
L1.036	NOT USED	
L1.037	15.00	NO PARKING
L1.038	1.00	AUTHORIZED ONLY
L1.039	13.00	FIRE EXTINGUSHER
L1.040	13.00	FIRE EXTINGUSHER
L1.041-050		NOT USED
L1.051	7.00	NO PKG/PERMIT ONLY
L1.052	7.00	NO PKG/PERMIT ONLY
L1.053	8.00	CITY VEHICLES ONLY
L1.054	13.00	FIRE EXTINGUSHER
L1.055	NOT USED	
L1.056	NOT USED	
L1.057	5.00	(SEE LAYOUT)
L1.058	5.00	(SEE LAYOUT)
L1.059	17.00	NOT USED
L1.060	17.00	NOT USED
L1.061	6.00	COMPACT ONLY
L1.062	15.00	NO PARKING
L1.063	2.00	(SEE LAYOUT)
L1.064	3.00	(SEE LAYOUT)
L1.065	10.00	LEVEL 1
L1.066	11.00	(SEE LAYOUT)
L1.067	4.00	(SEE LAYOUT)
L1.068	5.00	(SEE LAYOUT)
L1.069	14.00	(SEE LAYOUT)
L1.070	14.00	(SEE LAYOUT)
L1.071	2.00	(SEE LAYOUT)
L1.072	12.00	(SEE DRAWING)
L1.073	9.00	ADA PARKIN
L1.074	9.00	ADA PARKING
L1.075	9.00	ADA PARKING

BER BER ICH

CONTACT:
Ray Berberich
605-430-5170
ray@berberichdesign.com

1876 DEADWOOD SOUTH DAKOTA

Project:
Deadwood Parking Structure
Signage

Prepared for:
The City of Deadwood
Deadwood, South Dakota

Client Contact:
Kevin Kuchenbecker
Historic Preservation Officer
Department of Planning & Preservation
605-578-2082 Office
605-641-5568 Mobile

Date: 01/20/2020
Revisions:
10/05/2023

© 2023 BERBERICH DESIGN

The sole purpose of all drawings is to express visual design intent only and is not intended for actual fabrication purposes. Reasonable effort and judgment has been made to interpret applicable MUTCD, ADA and other federal, state and local laws, rules, codes, ordinances and regulations as they apply to this project. Upon the awarded bid and/or acceptance of these design drawings the sign fabricator(s) and/or contractor(s) shall have complete and full responsibility for all final selected materials, engineering methods, fabrication methods, permitting, installation and to assure that the project and all sign fabrication and installation complies with applicable codes. Shop drawings are required. When engineered drawings are required all drawings are to be sealed and signed by a Registered PE within the state where the project is located.

This document is the sole property of Berberich Design and all drawing are protected under US copyright law. The reproduction, reuse and sales rights regarding the drawings and designs herein are expressly forbidden. It is submitted under a confidential relationship, for a special purpose, and the recipient, by accepting this document shall not be copied or reproduced in whole or in part, nor its contents revealed in any manner or to any person except for the purpose for which it was tendered, nor any special features peculiar to this design be incorporated in other projects.

LEVEL 1

0.07

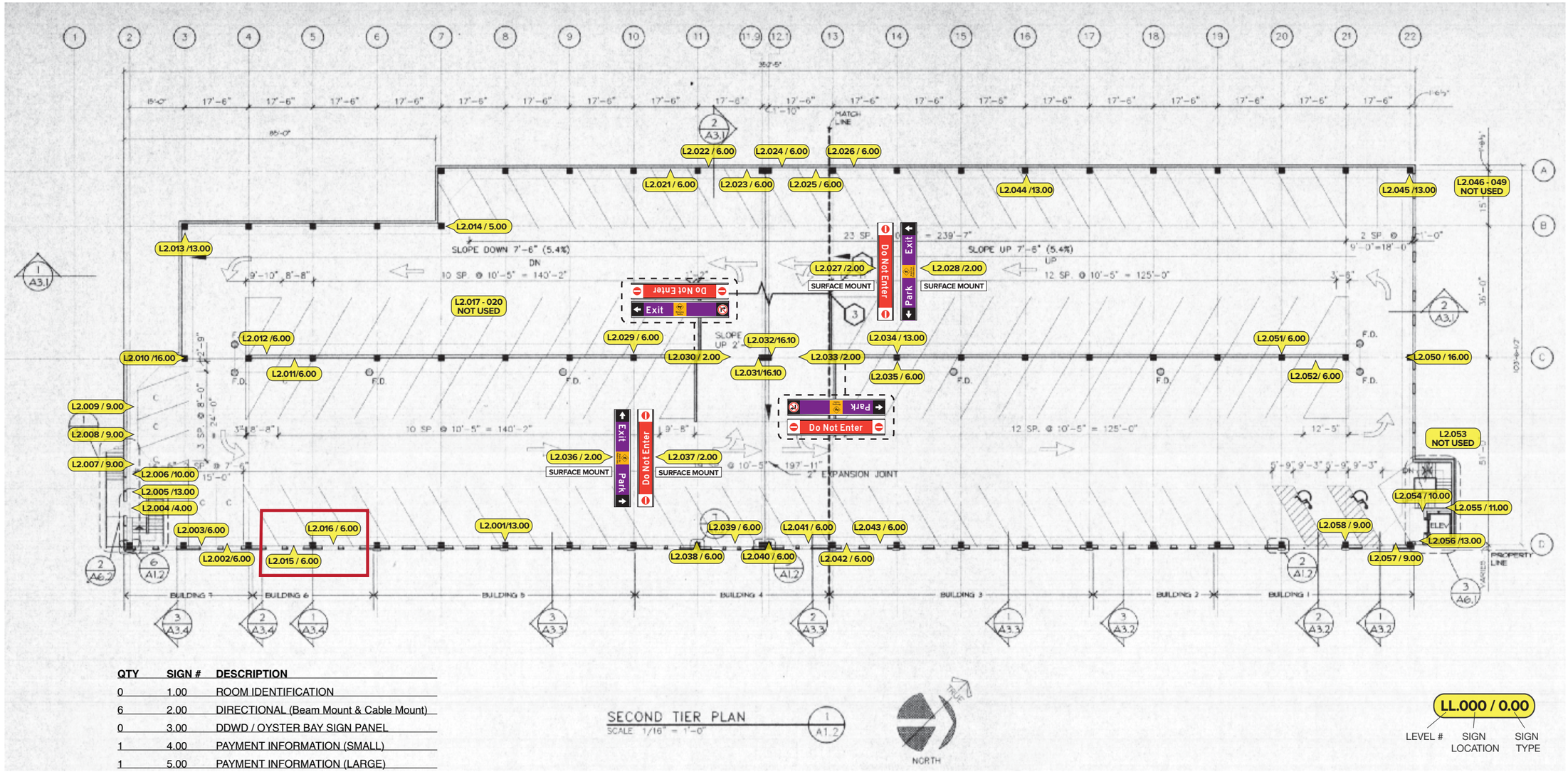

QTY	SIGN #	DESCRIPTION
0	1.00	ROOM IDENTIFICATION
6	2.00	DIRECTIONAL (Beam Mount & Cable Mount)
0	3.00	DDWD / OYSTER BAY SIGN PANEL
1	4.00	PAYMENT INFORMATION (SMALL)
1	5.00	PAYMENT INFORMATION (LARGE)
22	6.00	REGULATORY - COMPACT CAR ONLY
0	7.00	REGULATORY - PERMIT ONLY
0	8.00	REGULATORY - CITY VEHILCES ONLY
5	9.00	REGULATORY - ADA PARKING
1	10.00	LEVEL IDENTIFICATION
1	10.10	LEVEL IDENTIFICATION @ ELEVATOR
2	11.00	RAMP POLICIES
0	12.00	MAP/INFO KIOSK
7	13.00	FIRE EXTINGUSHER
0	14.00	HEADACHE BAR
0	15.00	REGULATORY - NO PARKING
4	16.00	LEVEL IDENTIFICATION - COLUMN
0	17.00	REGULATORY - DO NOT ENTER
0	18.00	RAMP DIRECTIONAL (HOLD)
1	19.00	ELEVATOR EVACUATION SIGNAGE
2	20.00	ELEVATOR JAMB LEVEL

LEVEL TWO

SIGN LOCATIONS - LEVEL 1

LOCATION	SIGN TYPE	MESSAGE	LOCATION	SIGN TYPE	MESSAGE	LOCATION	SIGN TYPE	MESSAGE	LOCATION	SIGN TYPE	MESSAGE
L2.001	13.00	FIRE EXTINGUSHER	L2.021	6.00	COMPACT ONLY	L2.038	6.00	COMPACT ONLY	L2.058	9.00	ADA PARKING
L2.002	6.00	COMPACT ONLY	L2.022	6.00	COMPACT ONLY	L2.039	6.00	COMPACT ONLY			
L2.003	6.00	COMPACT ONLY	L2.023	6.00	COMPACT ONLY	L2.040	6.00	COMPACT ONLY			
L2.004	4.00	(SEE LAYOUT)	L2.024	6.00	COMPACT ONLY	L2.041	6.00	COMPACT ONLY			
L2.005	13.00	FIRE EXTINGUSHER	L2.025	6.00	COMPACT ONLY	L2.042	6.00	COMPACT ONLY			
L2.006	10.00	LEVEL 2	L2.026	6.00	COMPACT ONLY	L2.043	6.00	COMPACT ONLY			
L2.007	9.00	ADA PARKING ONLY	L2.027	2.00	(SEE LAYOUT)	L2.044	13.00	FIRE EXTINGUSHER			
L2.008	9.00	ADA PARKING ONLY	L2.028	2.00	(SEE LAYOUT)	L2.045	13.00	FIRE EXTINGUSHER			
L2.009	9.00	ADA PARKING ONLY	L2.029	6.00	COMPACT ONLY	L2.046-049		NOT USED			
L2.010	16.00	LEVEL 2	L2.030	2.00	(SEE LAYOUT)	L2.050	16.00	(SEE LAYOUT)			
L2.011	6.00	COMPACT ONLY	L2.031	16.00	(SEE LAYOUT)	L2.051	6.00	COMPACT ONLY			
L2.012	6.00	COMPACT ONLY	L2.032	16.00	(SEE LAYOUT)	L2.052	6.00	COMPACT ONLY			
L2.013	13.00	FIRE EXTINGUSHER	L2.033	2.00	(SEE LAYOUT)	L2.053	4.00	(SEE LAYOUT)			
L2.014	5.00	(SEE LAYOUT)	L2.034	13.00	FIRE EXTINGUSHER	L2.054	10.00	LEVEL 2			
L2.015	6.00	COMPACT ONLY	L2.035	6.00	COMPACT ONLY	L2.055	11.00	(SEE LAYOUT)			
L2.016	6.00	COMPACT ONLY	L2.036	2.00	(SEE LAYOUT)	L2.056	13.00	FIRE EXTINGUSHER			
L2.017-020		NOT USED	L2.037	2.00	(SEE LAYOUT)	L2.057	9.00	ADA PARKING			

BERBERICH

CONTACT:
Ray Berberich
605-430-5170
ray@berberichdesign.com

1876 DEADWOOD SOUTH DAKOTA

Project:
Deadwood Parking Structure
Signage

Prepared for:
The City of Deadwood
Deadwood, South Dakota

Client Contact:
Kevin Kuchenbecker
Historic Preservation Officer
Department of Planning & Preservation
605-578-2082 Office
605-641-5568 Mobile

Date: 01/20/2020
Revisions:
10/05/2023

© 2023 BERBERICH DESIGN

The sole purpose of all drawings is to express visual design intent only and is not intended for actual fabrication purposes. Reasonable effort and judgment has been made to interpret applicable MUTCD, ADA and other federal, state and local laws, rules, codes, ordinances and regulations as they apply to this project. Upon the awarded bid and/or acceptance of these design drawings the sign fabricator(s) and/or contractor(s) shall have complete and full responsibility for all final selected materials, engineering methods, fabrication methods, permitting, installation and to assure that the project and all sign types are in compliance with all applicable codes and ordinances. Shop drawings are required. When engineered drawings are required all drawings are to be sealed and signed by a Registered PE within the state where the project is located.

This document is the sole property of Berberich Design and all drawing are protected under US copyright law. The reproduction, reuse and sales rights regarding the drawings and designs herein are expressly forbidden. It is submitted under a confidential relationship, for a special purpose, and the recipient, by accepting this document shall not be copied or reproduced in whole or in part, nor its contents revealed in any manner or to any person except for the purpose for which it was tendered, nor any special features peculiar to this design be incorporated in other projects.

LEVEL 2

0.08

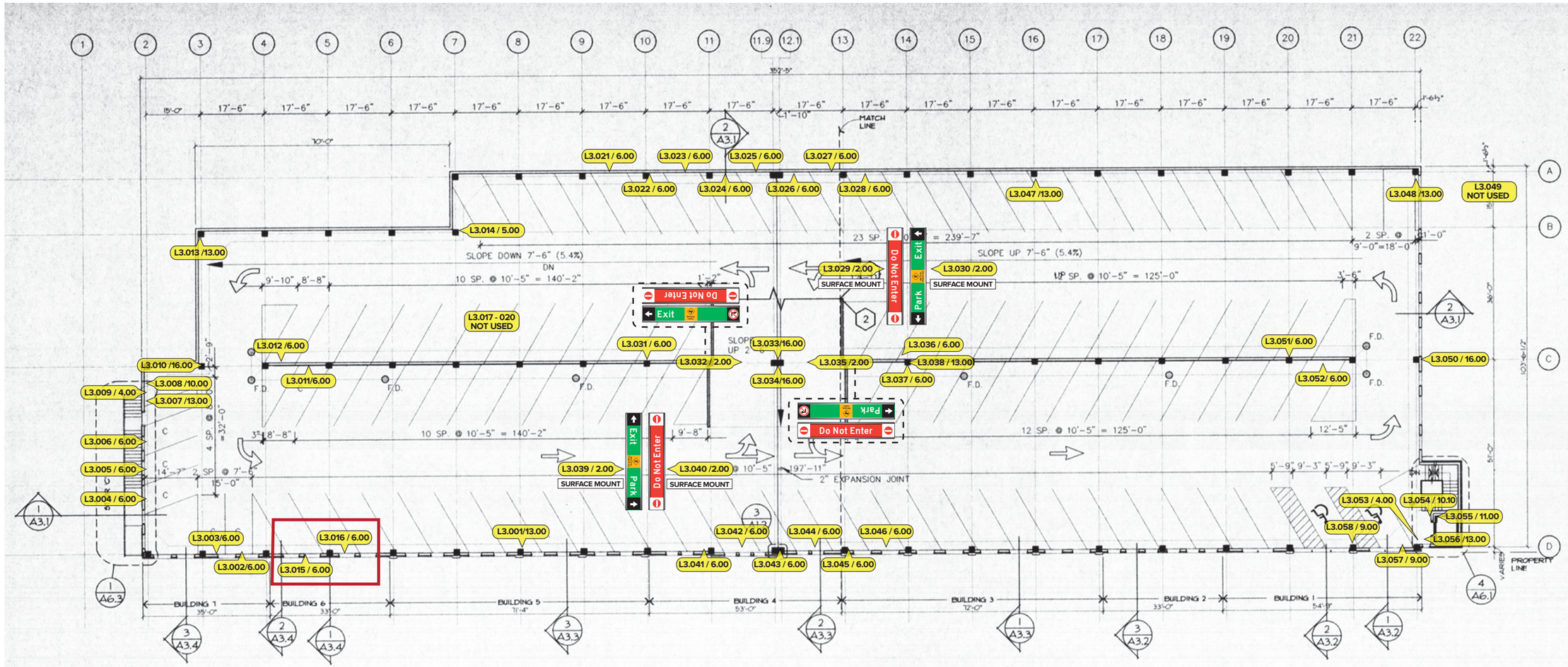

THIRD TIER PLAN
SCALE: 1/16" = 1'-0"

NORTH

LL.000 / 0.00
LEVEL # SIGN LOCATION SIGN TYPE

QTY	SIGN #	DESCRIPTION
0	1.00	ROOM IDENTIFICATION
6	2.00	DIRECTIONAL (Beam Mount & Cable Mount)
0	3.00	DDWD / OYSTER BAY SIGN PANEL
2	4.00	PAYMENT INFORMATION (SMALL)
1	5.00	PAYMENT INFORMATION (LARGE)
26	6.00	REGULATORY - COMPACT CAR ONLY
0	7.00	REGULATORY - PERMIT ONLY
0	8.00	REGULATORY - CITY VEHILCES ONLY
2	9.00	REGULATORY - ADA PARKING
1	10.00	LEVEL IDENTIFICATION
1	10.10	LEVEL IDENTIFICATION @ ELEVATOR
2	11.00	RAMP POLICIES
0	12.00	MAP/INFO KIOSK
7	13.00	FIRE EXTINGUSHER
0	14.00	HEADACHE BAR
0	15.00	REGULATORY - NO PARKING
4	16.00	LEVEL IDENTIFICATION - COLUMN
0	17.00	REGULATORY - DO NOT ENTER
0	18.00	RAMP DIRECTIONAL (HOLD)
1	19.00	ELEVATOR EVACUATION SIGNAGE
2	20.00	ELEVATOR JAMB LEVEL

LEVEL THREE

SIGN LOCATIONS - LEVEL 1

LOCATION	SIGN TYPE	MESSAGE	LOCATION	SIGN TYPE	MESSAGE	LOCATION	SIGN TYPE	MESSAGE	LOCATION	SIGN TYPE	MESSAGE
L3.001	13.00	FIRE EXTINGUSHER	L3.021	6.00	COMPACT ONLY	L3.038	13.00	FIRE EXTINGUSHER	L3.055	11.00	(SEE LAYOUT)
L3.002	6.00	COMPACT ONLY	L3.022	6.00	COMPACT ONLY	L3.039	2.00	(SEE LAYOUT)	L3.056	13.00	FIRE EXTINGUSHER
L3.003	6.00	COMPACT ONLY	L3.023	6.00	COMPACT ONLY	L3.040	2.00	(SEE LAYOUT)	L3.057	9.00	ADA PARKING
L3.004	6.00	COMPACT ONLY	L3.024	6.00	COMPACT ONLY	L3.041	6.00	COMPACT ONLY	L3.058	9.00	ADA PARKING
L3.005	6.00	COMPACT ONLY	L3.025	6.00	COMPACT ONLY	L3.042	6.00	COMPACT ONLY			
L3.006	6.00	COMPACT ONLY	L3.026	6.00	COMPACT ONLY	L3.043	6.00	COMPACT ONLY			
L3.007	13.00	FIRE EXTINGUSHER	L3.027	6.00	COMPACT ONLY	L3.044	6.00	COMPACT ONLY			
L3.008	10.00	LEVEL 3	L3.028	6.00	COMPACT ONLY	L3.045	6.00	COMPACT ONLY			
L3.009	4.00	(SEE LAYOUT)	L3.029	2.00	(SEE LAYOUT)	L3.046	6.00	COMPACT ONLY			
L3.010	16.00	LEVEL 3	L3.030	2.00	(SEE LAYOUT)	L3.047	13.00	FIRE EXTINGUSHER			
L3.011	6.00	COMPACT ONLY	L3.031	6.00	COMPACT ONLY	L3.048	13.00	FIRE EXTINGUSHER			
L3.012	6.00	COMPACT ONLY	L3.032	2.00	(SEE LAYOUT)	L3.049	NOT USED				
L3.013	13.00	FIRE EXTINGUSHER	L3.033	16.00	(SEE LAYOUT)	L3.050	16.00	(SEE LAYOUT)			
L3.014	5.00	(SEE LAYOUT)	L3.034	16.00	(SEE LAYOUT)	L3.051	6.00	COMPACT ONLY			
L3.015	6.00	COMPACT ONLY	L3.035	2.00	(SEE LAYOUT)	L3.052	6.00	COMPACT ONLY			
L3.016	6.00	COMPACT ONLY	L3.036	6.00	COMPACT ONLY	L3.053	4.00	(SEE LAYOUT)			
L3.017-020		NOT USED	L3.037	6.00	COMPACT ONLY	L3.054	10.00	LEVEL 3			

BERBERICH

CONTACT:
Ray Berberich
605-430-5170
ray@berberichdesign.com

1876 DEADWOOD SOUTH DAKOTA

Project:
Deadwood Parking Structure
Signage

Prepared for:
The City of Deadwood
Deadwood, South Dakota

Client Contact:
Kevin Kuchenbecker
Historic Preservation Officer
Department of Planning & Preservation
605-578-2082 Office
605-641-5568 Mobile

Date: 01/20/2020
Revisions:
10/05/2023

The sole purpose of all drawings is to express visual design intent only and is not intended for actual fabrication purposes. Reasonable effort and judgment has been made to interpret applicable MUTCD, ADA and other federal, state and local laws, rules, codes, ordinances and regulations as they apply to this project. Upon the awarded bid and/or acceptance of these design drawings the sign fabricator(s) and/or contractor(s) shall have complete and full responsibility for all final selected materials, engineering methods, fabrication methods, permitting, installation and to assure that the project and sign types are compliant with local and/or governing jurisdiction codes. Shop drawings are required. When engineered drawings are required all drawings are to be sealed and signed by a Registered PE within the state where the project is located.

This document is the sole property of Berberich Design and all drawing are protected under US copyright law. The reproduction, reuse and sales rights regarding the drawings and designs herein are expressly forbidden. It is submitted under a confidential relationship, for a special purpose, and the recipient, by accepting this document shall not be copied or reproduced in whole or in part, nor its contents revealed in any manner or to any person except for the purpose for which it was tendered, nor any special features peculiar to this design be incorporated in other projects.

© 2023 BERBERICH DESIGN

LEVEL 3

0.09

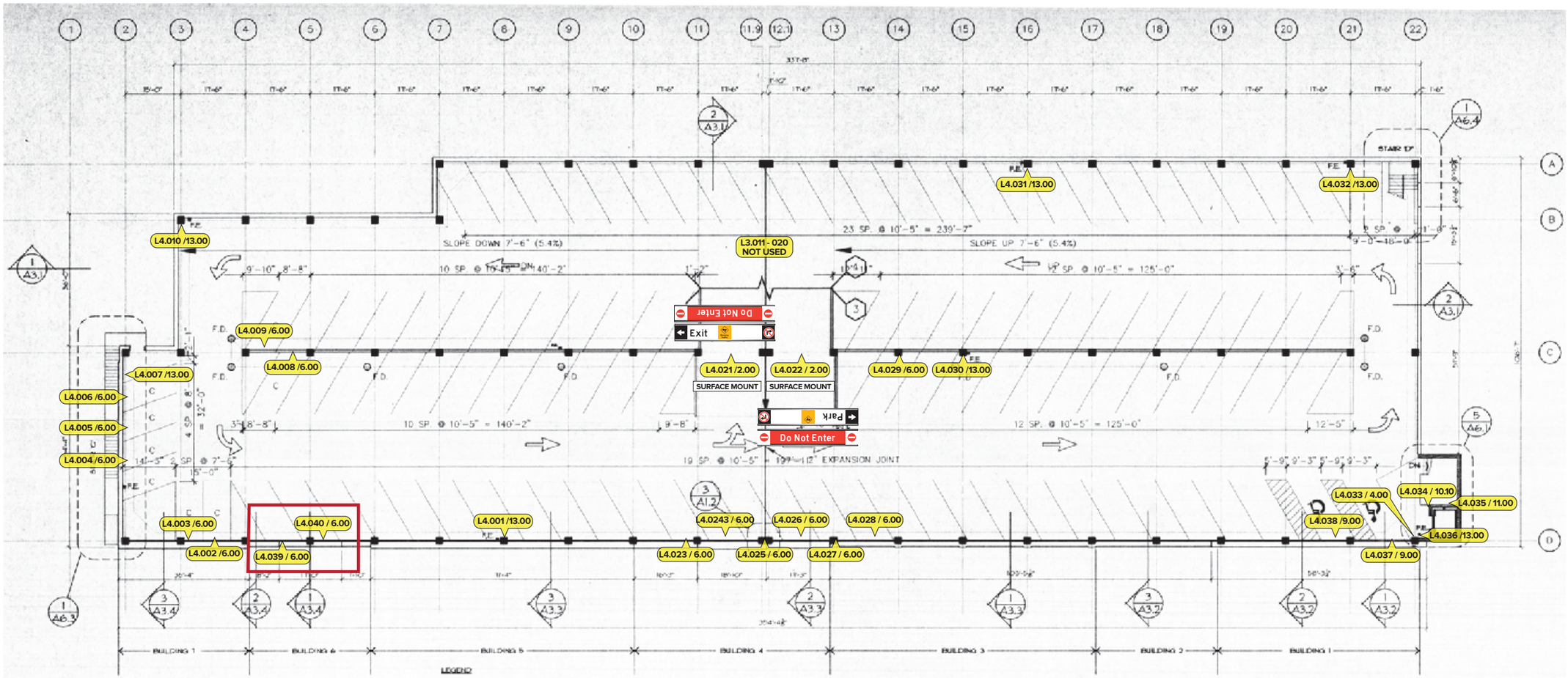

QTY	SIGN #	DESCRIPTION
0	1.00	ROOM IDENTIFICATION
2	2.00	DIRECTIONAL (Beam Mount & Cable Mount)
0	3.00	DDWD / OYSTER BAY SIGN PANEL
1	4.00	PAYMENT INFORMATION (SMALL)
0	5.00	PAYMENT INFORMATION (LARGE)
16	6.00	REGULATORY - COMPACT CAR ONLY
0	7.00	REGULATORY - PERMIT ONLY
0	8.00	REGULATORY - CITY VEHILCES ONLY
2	9.00	REGULATORY - ADA PARKING
0	10.00	LEVEL IDENTIFICATION
1	10.10	LEVEL IDENTIFICATION @ ELEVATOR
2	11.00	RAMP POLICIES
0	12.00	MAP/INFO KIOSK
7	13.00	FIRE EXTINGUSHER
0	14.00	HEADACHE BAR
0	15.00	REGULATORY - NO PARKING
0	16.00	LEVEL IDENTIFICATION - COLUMN
0	17.00	REGULATORY - DO NOT ENTER
0	18.00	RAMP DIRECTIONAL (HOLD)
1	19.00	ELEVATOR EVACUATION SIGNAGE
2	20.00	ELEVATOR JAMB LEVEL

LEVEL FOUR

SIGN LOCATIONS - LEVEL 1

LOCATION	SIGN TYPE	MESSAGE	LOCATION	SIGN TYPE	MESSAGE	LOCATION	SIGN TYPE	MESSAGE
L4.001	13.00	FIRE EXTINGUSHER	L4.027	6.00	COMPACT ONLY			
L4.002	6.00	COMPACT ONLY	L4.028	6.00	COMPACT ONLY			
L4.003	6.00	COMPACT ONLY	L4.029	6.00	COMPACT ONLY			
L4.004	6.00	COMPACT ONLY	L4.030	13.00	FIRE EXTINGUSHER			
L4.005	6.00	COMPACT ONLY	L4.031	13.00	FIRE EXTINGUSHER			
L4.006	6.00	COMPACT ONLY	L4.032	13.00	FIRE EXTINGUSHER			
L4.007	13.00	FIRE EXTINGUSHER	L4.033	4.00	(SEE LAYOUT)			
L4.008	6.00	COMPACT ONLY	L4.034	10.00	LEVEL 4			
L4.009	6.00	COMPACT ONLY	L4.035	11.00	(SEE LAYOUT)			
L4.010	13.00	FIRE EXTINGUSHER	L4.036	13.00	FIRE EXTINGUSHER			
L4.011-020		NOT USED	L4.037	9.00	ADA PARKING			
L4.021	2.00	(SEE LAYOUT)	L4.038	9.00	ADA PARKING			
L4.022	2.00	(SEE LAYOUT)	L4.039	6.00	COMPACT ONLY			
L4.023	6.00	COMPACT ONLY	L4.040	6.00	COMPACT ONLY			
L4.024	6.00	COMPACT ONLY						
L4.025	6.00	COMPACT ONLY						
L4.026	6.00	COMPACT ONLY						

BERBERICH

CONTACT:
Ray Berberich
605-430-5170
ray@berberichdesign.com

1876 DEADWOOD SOUTH DAKOTA

Project:
Deadwood Parking Structure
Signage

Prepared for:
The City of Deadwood
Deadwood, South Dakota

Client Contact:
Kevin Kuchenbecker
Historic Preservation Officer
Department of Planning & Preservation
605-578-2082 Office
605-641-5568 Mobile

Date: 01/20/2020
Revisions:
10/05/2023

© 2023 BERBERICH DESIGN

The sole purpose of all drawings is to express visual design intent only and is not intended for actual fabrication purposes. Reasonable effort and judgment has been made to interpret applicable MUTCD, ADA and other federal, state and local laws, rules, codes, ordinances and regulations as they apply to this project. Upon the awarded bid and/or acceptance of these design drawings the sign fabricator(s) and/or contractor(s) shall have complete and full responsibility for all final selected materials, engineering methods, fabrication methods, permitting, installation and to assure that the project and all sign types are in compliance with all governing laws and regulations. Shop drawings are required. When engineered drawings are required all drawings are to be sealed and signed by a Registered PE within the state where the project is located.

This document is the sole property of Berberich Design and all drawing are protected under US copyright law. The reproduction, reuse and sales rights regarding the drawings and designs herein are expressly forbidden. It is submitted under a confidential relationship, for a special purpose, and the recipient, by accepting this document shall not be copied or reproduced in whole or in part, nor its contents revealed in any manner or to any person except for the purpose for which it was tendered, nor any special features peculiar to this design be incorporated in other projects.

LEVEL 4

0.10



STAIRWELL

- REMOVE ALL EXISTING SIGNAGE
- PRESSURE WASH STAIRWELL AND SURROUNDING AREA
- PREPARE AND PAINT STAIRWELL TO BRIGHTEN UP AREA
- FIX OR REPLACE ALL TRASH RECEPTLICES
- REPAIR AND PAINT ELEVATOR FRAME UNDERSTANDING THIS WILL GET REPLACED IN THE FUTURE
- INSTALL NEW SIGNAGE



RAMP AREAS

- REMOVE ALL EXISTING SIGNAGE
- PRESSURE WASH COLUMNS AND SURROUNDING AREA
- PREPARE AND PAINT AS SHOWN
- INSTALL NEW SIGNAGE

COLUMNS

- REMOVE ALL EXISTING SIGNAGE
- PRESSURE WASH COLUMNS AND SURROUNDING AREA
- PREPARE AND PAINT AS SHOWN
- INSTALL NEW SIGNAGE
-
- INSTALL VISUAL LANE DIVIDERS

BERBERICH

CONTACT:
Ray Berberich
605-430-5170
ray@berberichdesign.com

1876 DEADWOOD SOUTH DAKOTA

Project:
Deadwood Parking Structure Signage

Prepared for:
The City of Deadwood
Deadwood, South Dakota

Client Contact:
Kevin Kuchenbecker
Historic Preservation Officer
Department of Planning & Preservation
605-578-2082 Office
605-641-5568 Mobile

Date: 01/20/2020
Revisions:
10/05/2023

© 2023 BERBERICH DESIGN

The sole purpose of all drawings is to express visual design intent only and is not intended for actual fabrication purposes. Reasonable effort and judgment has been made to interpret applicable MUTCD, ADA and other federal, state and local laws, rules, codes, ordinances and regulations as they apply to this project. Upon the awarded bid and/or acceptance of these design drawings the sign fabricator(s) and/or contractor(s) shall have complete and full responsibility for all final selected materials, engineering methods, fabrication methods, permitting, installation and to assure that the project and all sign types are in compliance with all applicable codes and ordinances and required. When engineered drawings are required all drawings are to be sealed and signed by a Registered PE within the state where the project is located.

This document is the sole property of Berberich Design and all drawing are protected under US copyright law. The reproduction, reuse and sales rights regarding the drawings and designs herein are expressly forbidden. It is submitted under a confidential relationship, for a special purpose, and the recipient, by accepting this document shall not be copied or reproduced in whole or in part, nor its contents revealed in any manner or to any person except for the purpose for which it was tendered, nor any special features peculiar to this design be incorporated in other projects.

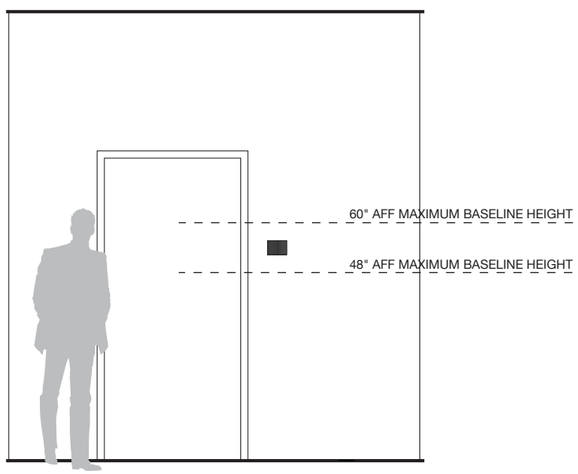

B
1.00
TYPICAL WALL ELEVATION
SCALE: NTS

A
1.00
SIGN ELEVATION, TYPICAL
SCALE: FULL

BERBERICH

CONTACT:
Ray Berberich
605-430-5170
ray@berberichdesign.com

1876 DEADWOOD SOUTH DAKOTA

Project:
Deadwood Parking Structure Signage

Prepared for:
The City of Deadwood
Deadwood, South Dakota

Client Contact:
Kevin Kuchenbecker
Historic Preservation Officer
Department of Planning & Preservation
605-578-2082 Office
605-641-5568 Mobile

Date: 01/21/2021
Revisions:
- 10/05/2023

© 2023 BERBERICH DESIGN

The sole purpose of all drawings is to express visual design intent only and is not intended for actual fabrication purposes. Reasonable effort and judgment has been made to interpret applicable MUTCD, ADA and other federal, state and local laws, codes, ordinances and regulations as they apply to this project. Upon the award of bid, and/or acceptance of these design drawings the sign fabricator(s) and/or contractor(s) shall have complete and full responsibility for all final selected materials, engineering methods, fabrication methods, permitting, installation and to assure that the project and all sign types are in compliance. Verify all information provided. Shop drawings are required. When engineered drawings are required all drawings are to be sealed and signed by a Registered PE within the state where the project is located.

This document is the sole property of Berberich Design and all drawing are protected under US copyright law. The reproduction, reuse and sales rights regarding the drawings and designs herein are expressly forbidden. It is submitted under a confidential relationship, for a special purpose, and the recipient, by accepting this document shall not be copied or reproduced in whole or in part, nor its contents revealed in any manner or to any person except for the purpose for which it was tendered, nor any special features peculiar to this design be incorporated in other projects.

ROOM IDENTIFICATION

1.00

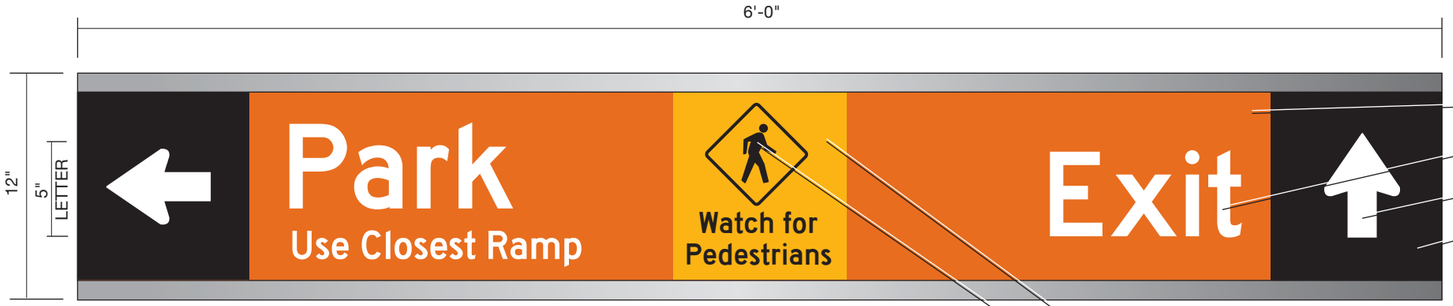

A / 2.00 SIGN ELEVATION
SCALE: 1 1/2" = 1'-0"

NOTE: BACKGROUND COLOR TO CHANGE PER LEVEL

LOCATIONS:
- L1.035
- L2.028
- L3.030

FONT:
- ROADGEEK 2005 SERIES 2

NOTE:
- VERIFY IF SIGN IS DOUBLE SIDED
- VERIFY MOUNTING METHOD (WALL MOUNT OR SUSPENDED)

LEVEL 1
LEVEL 2
LEVEL 3
LEVEL 4

B / 2.00 SIGN ELEVATION
SCALE: 1 1/2" = 1'-0"

LOCATIONS:
- L1.034, L1.063
- L2.027, L2.030, L2.033, L2.037
- L3.029, L3.032, L3.035, L3.040
- L4.021, L4.022

C / 2.00 SIGN ELEVATION
SCALE: 3/4" = 1'-0"

NOTE: BACKGROUND COLOR TO CHANGE PER LEVEL

LOCATIONS:
- L1.063
- L2.033
- L3.035
-L4.022

D / 2.00 SIGN ELEVATION
SCALE: 3/4" = 1'-0"

NOTE: BACKGROUND COLOR TO CHANGE PER LEVEL

LOCATIONS:
- L2.030
- L3.032
- L4.021

E / 2.00 SIGN ELEVATION
SCALE: 3/4" = 1'-0"

NOTE: BACKGROUND COLOR TO CHANGE PER LEVEL

LOCATIONS:
- L2.036
- L3.039

F / 2.00 SIGN ELEVATION
SCALE: 3/4" = 1'-0"

NOTE: BACKGROUND COLOR TO CHANGE PER LEVEL

LOCATIONS:
- L1.071

G / 2.00 SIGN ELEVATION
SCALE: 3/4" = 1'-0"

LOCATIONS:
- L1.055

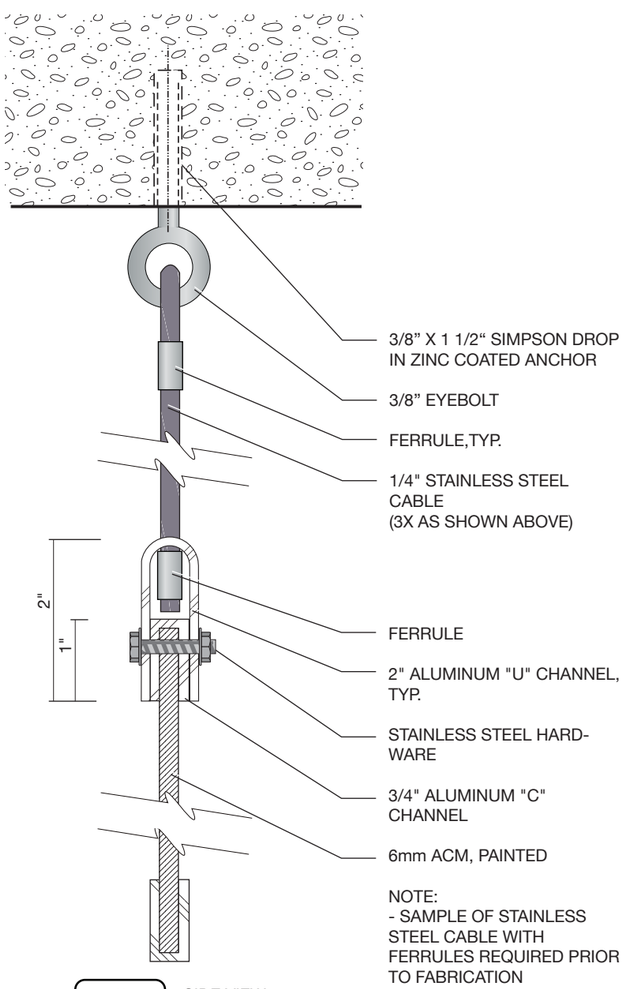

NOTE:
- SAMPLE OF STAINLESS STEEL CABLE WITH FERRULES REQUIRED PRIOR TO FABRICATION

G / 2.00 SIDE VIEW
SCALE: 1:2

NOTE: FIELD VERIFY EACH LOCATION

BERBERICH

CONTACT:
Ray Berberich
605-430-5170
ray@berberichdesign.com

1876 DEADWOOD SOUTH DAKOTA

Project:
Deadwood Parking Structure Signage

Prepared for:
The City of Deadwood
Deadwood, South Dakota

Client Contact:
Kevin Kuchenbecker
Historic Preservation Officer
Department of Planning & Preservation
605-578-2082 Office
605-641-5568 Mobile

Date: 01/21/2021
Revisions:
01/26/2021
10/05/2023

© 2023 BERBERICH DESIGN

The sole purpose of all drawings is to express visual design intent only and is not intended for actual fabrication purposes. Reasonable effort and judgment has been made to interpret applicable MUTCD, ADA, and other federal, state and local laws, codes, ordinances and regulations. Any deviations in the drawings, specifications, and/or acceptance of these design drawings the sign fabricator(s) and/or contractor(s) shall have complete and full responsibility for all final selected materials, engineering methods, fabrication methods, permitting, installation and to assure that the project and all sign types are in compliance. Verify all information provided. Shop drawings are required. When engineered drawings are required all drawings are to be sealed and signed by a Registered PE within the state where the project is located.

This document is the sole property of Berberich Design and all drawing are protected under US copyright law. The reproduction, reuse and sales rights regarding the drawings and designs, have been agreed upon by a contractual relationship, for a special purpose, and the recipient, by accepting this document shall not be copied or reproduced in whole or in part, nor its contents revealed in any manner or to any person except for the purpose for which it was tendered, nor any special features peculiar to this design be incorporated in other projects.

OVERHEAD DIRECTIONAL
HANGING & WALL MOUNT

2.00

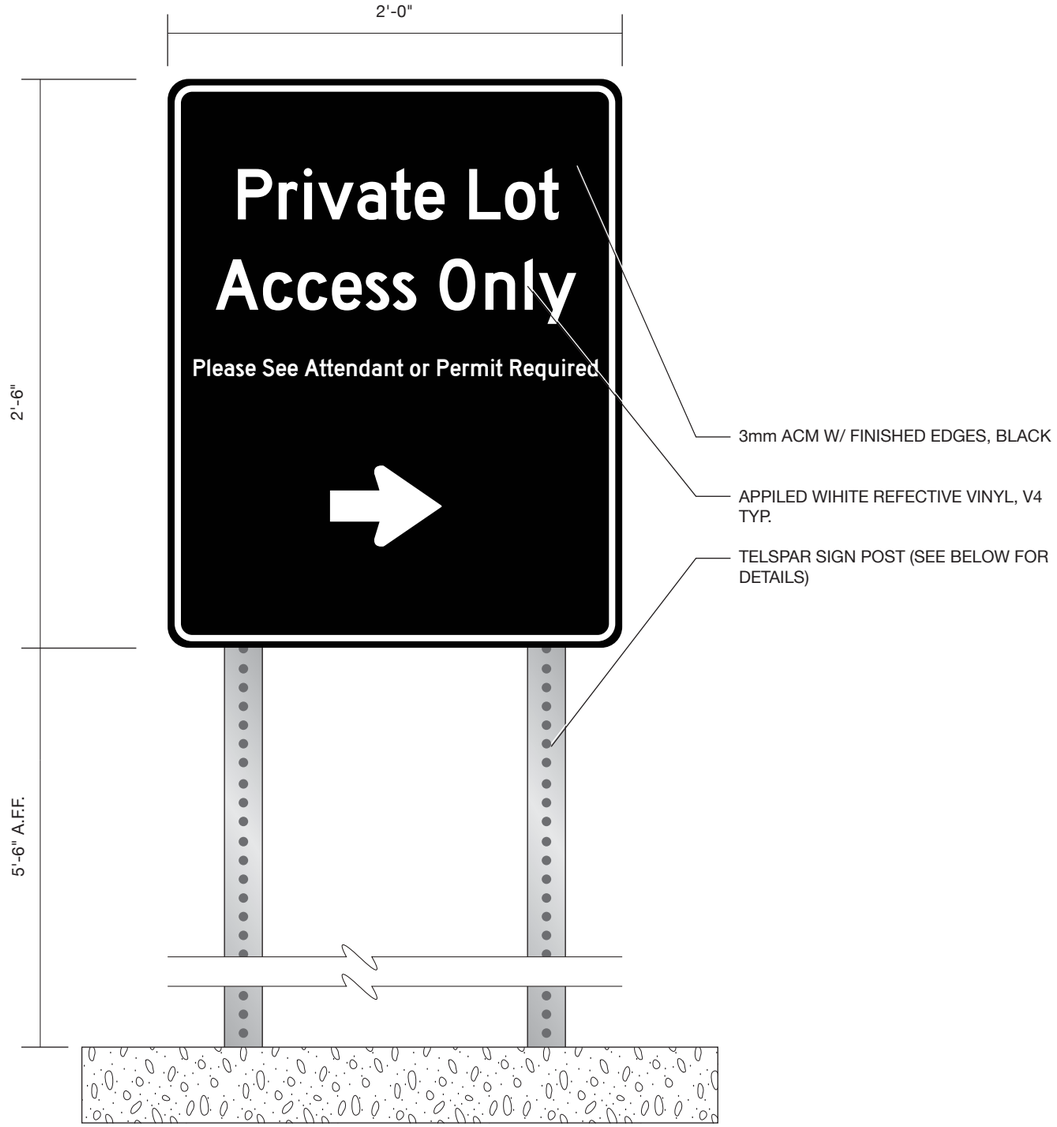

A	SIGN ELEVATION
3.00	SCALE: 1 1/2" = 1'-0"

Telespar Quick Punch Post, 2" x 2", 14 ga

Quick Overview

2" x 2" square, welded steel tubing with knockouts. Perforations on all four sides allow you to mount signs on all four sides, back-to-back, and on adjacent sides. Tubing can telescope into the next larger size making adjustment, reinforcement and splicing fast and easy. 7/16" knockouts at 1" intervals.

http://www.hiwaysafety.com/index.php/telspar-quick-punch-post-2-x-2.html

EXISTING

PROPOSED

BER
BER
ICH

CONTACT:
Ray Berberich
605-430-5170
ray@berberichdesign.com

1876 DEADWOOD SOUTH DAKOTA

Project:
Deadwood Parking Structure Signage

Prepared for:
The City of Deadwood
Deadwood, South Dakota

Client Contact:
Kevin Kuchenbecker
Historic Preservation Officer
Department of Planning & Preservation
605-578-2082 Office
605-641-5568 Mobile

Date: 01/21/2021
Revisions:
01/11/2021
10/05/2023

© 2023 BERBERICH DESIGN

The sole purpose of all drawings is to express visual design intent only and is not intended for actual fabrication purposes. Reasonable effort and judgment has been made to interpret applicable MUTCD, ADA and other federal, state and local laws, codes, ordinances and regulations. Where applicable, it is assumed that the owner and/or acceptance of these design drawings the sign fabricator(s) and/or contractor(s) shall have complete and full responsibility for all final selected materials, engineering methods, fabrication methods, permitting, installation and to assure that the project and all sign types are in compliance. Verify all information provided. Shop drawings are required. When engineered drawings are required all drawings are to be sealed and signed by a Registered PE within the state where the project is located.

This document is the sole property of Berberich Design and all drawing are protected under US copyright law. The reproduction, reuse and sales rights regarding the drawings and designs shown herein are expressly forbidden. It is submitted under a confidential relationship, for a special purpose, and the recipient, by accepting this document shall not be copied or reproduced in whole or in part, nor its contents revealed in any manner or to any person except for the purpose for which it was tendered, nor any special features peculiar to this design be incorporated in other projects.

DDWD / OYSTER BAY SIGN PANEL

3.00

A	SIGN ELEVATION
4.00	SCALE: 3" = 1'-0"

3mm PRINTED ACM PANEL WITH MATTE UV LAMINATE, C7

C3, TYP.

C3, TYP.

C6

NOTES:
- WALL MOUNTED USING MECHANICAL AND CHEMICAL FASTENERS. LOCATION FOR MECHANICAL FASTENERS SHOWN

FONT:
- ROADGEEK 2005 SERIES D

BER BER ICH

CONTACT:
Ray Berberich
605-430-5170
ray@berberichdesign.com

1876 DEADWOOD SOUTH DAKOTA

Project:
Deadwood Parking Structure Signage

Prepared for:
The City of Deadwood
Deadwood, South Dakota

Client Contact:
Kevin Kuchenbecker
Historic Preservation Officer
Department of Planning & Preservation
605-578-2082 Office
605-641-5568 Mobile

Date: 01/21/2021
Revisions:
01/25/2021
10/06/2023

© 2023 BERBERICH DESIGN

The sole purpose of all drawings is to express visual design intent only and is not intended for actual fabrication purposes. Reasonable effort and judgment has been made to interpret applicable MUTCD, ADA, and other federal, state and local laws, codes, ordinances and regulations as they apply to this project. Unless awarded the contract, acceptance of these design drawings the sign fabricator(s) and/or contractor(s) shall have complete and full responsibility for all final selected materials, engineering methods, fabrication methods, permitting, installation and to assure that the project and all sign types are in compliance. Verify all information provided. Shop drawings are required. When engineered drawings are required all drawings are to be sealed and signed by a Registered PE within the state where the project is located.

This document is the sole property of Berberich Design and all drawing are protected under US copyright law. The reproduction, reuse and sales rights regarding the drawings and designs therein are expressly reserved. Unless it is covered under a contractual relationship, for a special purpose, and the recipient, by accepting this document shall not be copied or reproduced in whole or in part, nor its contents revealed in any manner or to any person except for the purpose for which it was tendered, nor any special features peculiar to this design be incorporated in other projects.

PAYMENT INFORMATION - SMALL

4.00

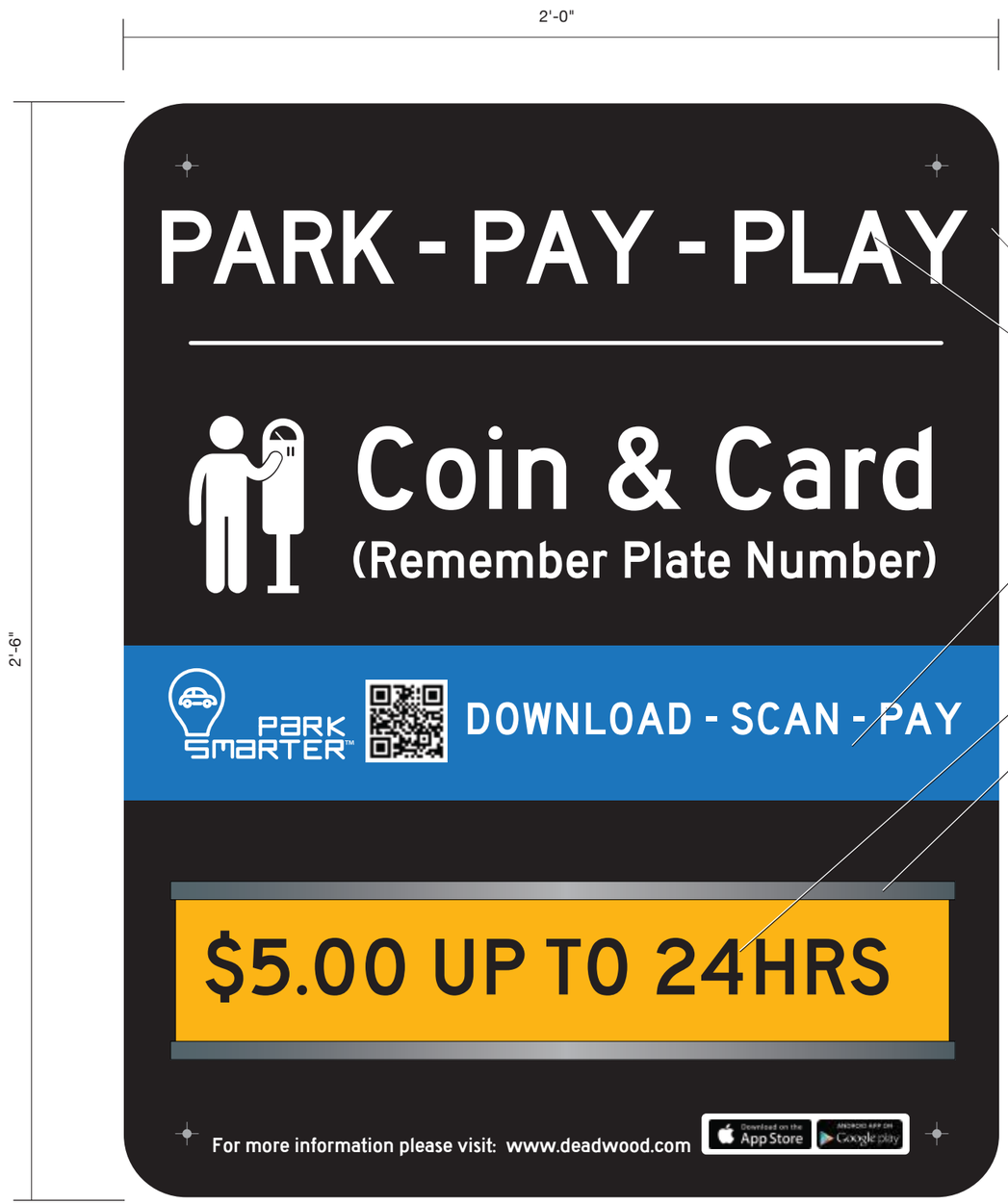

A
5.00

SIGN ELEVATION
SCALE: 3" = 1'-0"

PRINTED 3mm ACM PANEL WITH MATTE UV LAMINATE, C7

C3, TYP.

C6

V8/V7, DOUBLE SIDED CHANGEABLE SIGN PANEL

ALUMINUM "C" CHANNEL, TYP.

NOTES:
- WALL MOUNTED USING MECHANICAL AND CHEMICAL FASTENERS. LOCATION FOR MECHANICAL FASTENERS SHOWN

FONT:
- ROADGEEK 2005 SERIES D

CHANGEABLE SIGN PANEL - DOUBLE SIDED

BERBERICH

CONTACT:
Ray Berberich
605-430-5170
ray@berberichdesign.com

1876 DEADWOOD SOUTH DAKOTA

Project:
Deadwood Parking Structure Signage

Prepared for:
The City of Deadwood
Deadwood, South Dakota

Client Contact:
Kevin Kuchenbecker
Historic Preservation Officer
Department of Planning & Preservation
605-578-2082 Office
605-641-5568 Mobile

Date: 01/21/2021
Revisions:
01/25/2021
10/06/2023

© 2023 BERBERICH DESIGN

The sole purpose of all drawings is to express visual design intent only and is not intended for actual fabrication purposes. Reasonable effort and judgment has been made to interpret applicable Municipal, State and Other Federal, State and local laws, codes, ordinances and regulations. Any reliance by others, other than those expressly specified, and/or acceptance of these design drawings by the sign fabricator(s) and/or contractor(s) shall have complete and full responsibility for all final selected materials, engineering methods, fabrication methods, permitting, installation and to assure that the project and all sign types are in compliance. Verify all information provided. Shop drawings are required. When engineered drawings are required all drawings are to be sealed and signed by a Registered PE within the state where the project is located.

This document is the sole property of Berberich Design and all drawing are protected under US copyright law. The reproduction, reuse and sales rights regarding the drawings and designs, form and substance, is controlled under proprietary and confidential relationship, for a special purpose, and the recipient, by accepting this document shall not be copied or reproduced in whole or in part, nor its contents revealed in any manner or to any person except for the purpose for which it was tendered, nor any special features peculiar to this design be incorporated in other projects.

PAYMENT INFORMATION - LARGE

5.00

A
6.00
SIGN ELEVATION
SCALE: 1:2

BERBERICH

CONTACT:
Ray Berberich
605-430-5170
ray@berberichdesign.com

1876 DEADWOOD SOUTH DAKOTA

Project:
Deadwood Parking Structure Signage

Prepared for:
The City of Deadwood
Deadwood, South Dakota

Client Contact:
Kevin Kuchenbecker
Historic Preservation Officer
Department of Planning & Preservation
605-578-2082 Office
605-641-5568 Mobile

Date: 01/21/2021
Revisions:
10/05/2023

© 2023 BERBERICH DESIGN

The sole purpose of all drawings is to express visual design intent only and is not intended for actual fabrication purposes. Reasonable effort and judgment has been made to interpret applicable MUTCD, ADA and other federal, state and local laws, codes, ordinances and regulations as they apply to this project. Upon the awarded bid and/or acceptance of these design drawings the sign fabricator(s) and/or contractor(s) shall have complete and full responsibility for all final selected materials, engineering methods, fabrication methods, permitting, installation and to assure that the project and all sign types are in compliance. Verify all information provided. Shop drawings are required. When engineered drawings are required all drawings are to be sealed and signed by a Registered PE within the state where the project is located.

This document is the sole property of Berberich Design and all drawing are protected under US copyright law. The reproduction, reuse and sales rights regarding the drawings and designs herein are expressly forbidden. It is strictly prohibited to use, in any relationship, for a special purpose, and the recipient, by accepting this document shall not be copied or reproduced in whole or in part, nor its contents revealed in any manner or to any person except for the purpose for which it was tendered, nor any special features peculiar to this design be incorporated in other projects.

REGULATORY - COMPACT CAR ONLY

6.00

A
7.00

SIGN ELEVATION
SCALE: 1:2

BERBERICH

CONTACT:
Ray Berberich
605-430-5170
ray@berberichdesign.com

1876 DEADWOOD SOUTH DAKOTA

Project:
Deadwood Parking Structure Signage

Prepared for:
The City of Deadwood
Deadwood, South Dakota

Client Contact:
Kevin Kuchenbecker
Historic Preservation Officer
Department of Planning & Preservation
605-578-2082 Office
605-641-5568 Mobile

Date: 01/21/2021
Revisions:
10/06/2023

© 2023 BERBERICH DESIGN

The sole purpose of all drawings is to express visual design intent only and is not intended for actual fabrication purposes. Reasonable effort and judgment has been made to interpret applicable NFPA, OSHA and other federal, state and local laws, codes, ordinances and regulations as they apply to this project. Upon the awarded bid and/or acceptance of these design drawings the sign fabricator(s) and/or contractor(s) shall have complete and full responsibility for all final selected materials, engineering methods, fabrication methods, permitting, installation and to assure that the project and all sign types are in compliance. Verify all information provided. Shop drawings are required. When engineered drawings are required all drawings are to be sealed and signed by a Registered PE within the state where the project is located.

This document is the sole property of Berberich Design and all drawing are protected under US copyright law. The reproduction, reuse and sales rights regarding the drawings and designs herein are proprietary knowledge. It is submitted under confidential relationship, for a special purpose, and the recipient, by accepting this document shall not be copied or reproduced in whole or in part, nor its contents revealed in any manner or to any person except for the purpose for which it was tendered, nor any special features peculiar to this design be incorporated in other projects.

REGULATORY - PERMIT ONLY

7.00

A
8.00
SIGN ELEVATION
SCALE: 1:2

BERBERICH

CONTACT:
Ray Berberich
605-430-5170
ray@berberichdesign.com

1876 DEADWOOD SOUTH DAKOTA

Project:
Deadwood Parking Structure Signage

Prepared for:
The City of Deadwood
Deadwood, South Dakota

Client Contact:
Kevin Kuchenbecker
Historic Preservation Officer
Department of Planning & Preservation
605-578-2082 Office
605-641-5568 Mobile

Date: 01/21/2021
Revisions:
10/05/2023

© 2023 BERBERICH DESIGN

The sole purpose of all drawings is to express visual design intent only and is not intended for actual fabrication purposes. Reasonable effort and judgment has been made to interpret applicable NFPA, ADA, and other federal, state and local laws, building codes, ordinances and regulations. ADA, and other federal, state and local laws, building codes, and ordinances vary from jurisdiction to jurisdiction. It is the responsibility and/or acceptance of these design drawings the sign fabricator(s) and/or contractor(s) shall have complete and full responsibility for all final selected materials, engineering methods, fabrication methods, permitting, installation and to assure that the project and all sign types are in compliance. Verify all information provided. Shop drawings are required. When engineered drawings are required all drawings are to be sealed and signed by a Registered PE within the state where the project is located.

This document is the sole property of Berberich Design and all drawing are protected under US copyright law. The reproduction, reuse and sales rights regarding the drawings and designs herein are reserved for exclusive use by the original client and design relationship, for a special purpose, and the recipient, by accepting this document shall not be copied or reproduced in whole or in part, nor its contents revealed in any manner or to any person except for the purpose for which it was tendered, nor any special features peculiar to this design be incorporated in other projects.

REGULATORY - CITY VEHICLES ONLY

8.00

NOTE:
- MOUNTING HEIGHT TO BE 7'-0" AFF WHEN POSSIBLE
- ALL POST MOUNTED SIGNS TO USE TELESPAR 2" WITH KNOCKOUTS IN PLACE

A	SIGN ELEVATION
9.00	SCALE: 3" = 1'-0"

NOTE:
- MOUNTING HEIGHT TO BE 7'-0" AFF WHEN POSSIBLE
- ALL POST MOUNTED SIGNS TO USE TELESPAR 2" WITH KNOCKOUTS IN PLACE

B	SIGN ELEVATION
9.00	SCALE: 3" = 1'-0"

CONTACT:
Ray Berberich
605-430-5170
ray@berberichdesign.com

Project:
Deadwood Parking Structure Signage

Prepared for:
The City of Deadwood
Deadwood, South Dakota

Client Contact:
Kevin Kuchenbecker
Historic Preservation Officer
Department of Planning & Preservation
605-578-2082 Office
605-641-5568 Mobile

Date: 01/21/2021
Revisions:
10/05/2023

© 2023 BERBERICH DESIGN

The sole purpose of all drawings is to express visual design intent only and is not intended for actual fabrication purposes. Reasonable effort and judgment has been made to interpret applicable MUTCD, ADA and other federal, state and local laws, rules, codes, ordinances and regulations as they apply to this project. Upon the awarded bid, and/or acceptance of these design drawings the sign fabricator(s) and/or contractor(s) shall have complete and full responsibility for all final selected materials, engineering methods, fabrication methods, permitting, installation and to assure that the project and all sign types are in compliance. Verify all information provided. Shop drawings are required. When engineered drawings are required all drawings are to be sealed and signed by a Registered PE within the state where the project is located.

This document is the sole property of Berberich Design and all drawing are protected under US copyright law. The reproduction, reuse and sales rights regarding the drawings and designs herein are expressly forbidden. It is understood and agreed upon a confidential relationship, for a special purpose, and the recipient, by accepting this document shall not be copied or reproduced in whole or in part, nor its contents revealed in any manner or to any person except for the purpose for which it was tendered, nor any special features peculiar to this design be incorporated in other projects.

REGULATORY - ADA PARKING

9.00

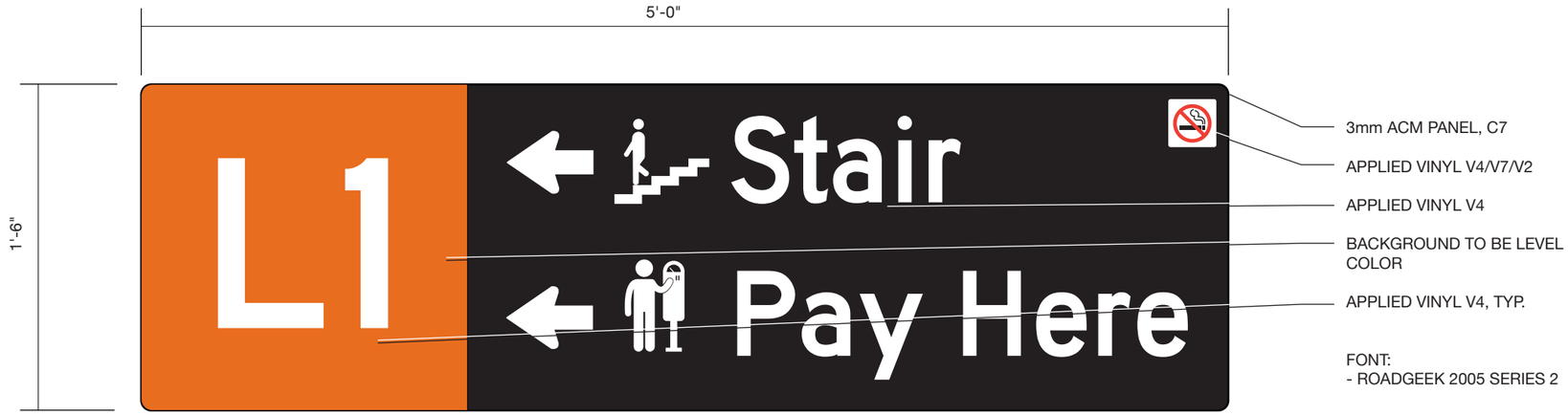

A
10.00

SIGN ELEVATION - L1.004
SCALE: 1 1/2" = 1'-0"

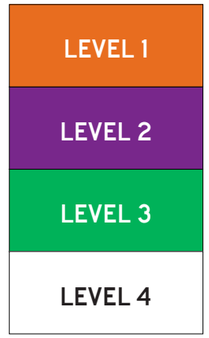



L2.006

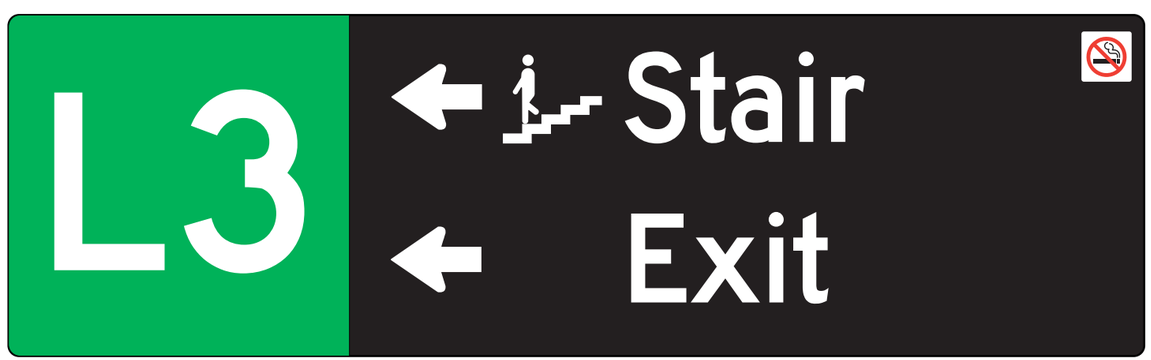

L3.008

BERBERICH

CONTACT:
Ray Berberich
605-430-5170
ray@berberichdesign.com

1876 DEADWOOD SOUTH DAKOTA

Project:
Deadwood Parking Structure Signage

Prepared for:
The City of Deadwood
Deadwood, South Dakota

Client Contact:
Kevin Kuchenbecker
Historic Preservation Officer
Department of Planning & Preservation
605-578-2082 Office
605-641-5568 Mobile

Date: 01/21/2021
Revisions:
10/06/2023

© 2023 BERBERICH DESIGN

The sole purpose of all drawings is to express visual design intent only and is not intended for actual fabrication purposes. Reasonable effort and judgment has been made to interpret applicable MUTCD, ADA and other federal, state and local laws, rules, codes, ordinances and requirements. Berberich Design assumes no responsibility for the accuracy or acceptance of these design drawings the sign fabricator(s) and/or contractor(s) shall have complete and full responsibility for all final selected materials, engineering methods, fabrication methods, permitting, installation and to assure that the project and all sign types are in compliance. Verify all information provided. Shop drawings are required. When engineered drawings are required all drawings are to be sealed and signed by a Registered PE within the state where the project is located.

This document is the sole property of Berberich Design and all drawing are protected under US copyright law. The reproduction, reuse and sales rights regarding the drawings and design ideas herein are reserved. Unless it is supplied under a contractual relationship, for a special purpose, and the recipient, by accepting this document shall not be copied or reproduced in whole or in part, nor its contents revealed in any manner or to any person except for the purpose for which it was tendered, nor any special features peculiar to this design be incorporated in other projects.

LEVEL IDENTIFICATION

B
10.10
ALTERNATE LAYOUTS
SCALE: NTS



FONT:
- ROADGEEK 2005 SERIES D

A
10.10
SIGN ELEVATION
SCALE: 3" = 1'-0"

LEVEL 1
LEVEL 2
LEVEL 3
LEVEL 4

BERBERICH

CONTACT:
Ray Berberich
605-430-5170
ray@berberichdesign.com

1876 DEADWOOD SOUTH DAKOTA

Project:
Deadwood Parking Structure Signage

Prepared for:
The City of Deadwood
Deadwood, South Dakota

Client Contact:
Kevin Kuchenbecker
Historic Preservation Officer
Department of Planning & Preservation
605-578-2082 Office
605-641-5568 Mobile

Date: 01/21/2021
Revisions:
10/06/2023

© 2023 BERBERICH DESIGN

The sole purpose of all drawings is to express visual design intent only and is not intended for actual fabrication purposes. Reasonable effort and judgment has been made to interpret applicable MUTCD, ADA and other federal, state and local laws, rules, codes, ordinances and standards. It is the responsibility of the project owner, owner's rep and/or acceptance of these design drawings the sign fabricator(s) and/or contractor(s) shall have complete and full responsibility for all final selected materials, engineering methods, fabrication methods, permitting, installation and to assure that the project and all sign types are in compliance. Verify all information provided. Shop drawings are required. When engineered drawings are required all drawings are to be sealed and signed by a Registered PE within the state where the project is located.

This document is the sole property of Berberich Design and all drawing are protected under US copyright law. The reproduction, reuse and sales rights regarding the drawings and designs, whether in whole or in part, provided to the recipient under a confidential relationship, for a special purpose, and the recipient, by accepting this document shall not be copied or reproduced in whole or in part, nor its contents revealed in any manner or to any person except for the purpose for which it was tendered, nor any special features peculiar to this design be incorporated in other projects.

LEVEL IDENTIFICATION
ELEVATOR AREA

10.10

2'-0"

2'-6"

DEADWOOD 1876 SOUTH DAKOTA

PARKING POLICIES

1) All vehicles must be moved every 72 hrs or will be deemed dead storage and ticketed and towed within 24 hrs at owner's expense

2) Parking passes must be renewed before or on the day of expiration or will be deactivated without notice to the pass holder

3) Compact vehicle spaces will be strictly enforced and citations will be issued and vehicle may be towed at owner's expense if normal traffic flow is obstructed

4) Lost ticket fee is $25.00

5) Lost pass fee is $10.00

6) Use caution during inclement weather. Even though the ramp is enclosed and maintained there are areas of the ramp that have hazards such as slippery spots and trip hazards due to ice and snow falling from vehicle undercarriages

7) The city of deadwood is not responsible for any damage that may occur to vehicles parked in the ramp. The ramp has video surveillance and can be accessed by the deadwood police department if needed for investigations of complaints received

~~8) Vehicles and motorcycles using the ramp must enter and exit one at a time. The gate systems will close the gate once the first vehicle or motorcycle passes the sensor. A second vehicle or motorcycle will be struck by the gate which may result in damage to the gate and/or vehicle. All damages to parking ramp equipment will be the responsibility of the party that caused the issue.~~

9) Please do your part to keep Deadwood clean, do not discard trash in the parking garage

THANK YOU AND ENJOY HISTORIC DEADWOOD!

PRINTED 3mm ALUMINUM COMPSITE SIGN PANEL C7, WITH UV MATTE LAMINATED

C3, TYP.

FONT:
- ROADGEEK 2005 SERIES D

HOLD

A	SIGN ELEVATION
11.00	SCALE: 3" = 1'-0"

1'-3"

1'-6 3/4"

DEADWOOD 1876 SOUTH DAKOTA

PARKING POLICIES

1) All vehicles must be moved every 72 hrs or will be deemed dead storage and ticketed and towed within 24 hrs at owner's expense

2) Parking passes must be renewed before or on the day of expiration or will be deactivated without notice to the pass holder

3) Compact vehicle spaces will be strictly enforced and citations will be issued and vehicle may be towed at owner's expense if normal traffic flow is obstructed

4) Lost ticket fee is $25.00

5) Lost pass fee is $10.00

6) Use caution during inclement weather. Even though the ramp is enclosed and maintained there are areas of the ramp that have hazards such as slippery spots and trip hazards due to ice and snow falling from vehicle undercarriages

7) The city of deadwood is not responsible for any damage that may occur to vehicles parked in the ramp. The ramp has video surveillance and can be accessed by the deadwood police department if needed for investigations of complaints received

~~8) Vehicles and motorcycles using the ramp must enter and exit one at a time. The gate systems will close the gate once the first vehicle or motorcycle passes the sensor. A second vehicle or motorcycle will be struck by the gate which may result in damage to the gate and/or vehicle. All damages to parking ramp equipment will be the responsibility of the party that caused the issue.~~

9) Please do your part to keep Deadwood clean, do not discard trash in the parking garage

THANK YOU AND ENJOY HISTORIC DEADWOOD!

PRINTED 3mm ALUMINUM COMPSITE SIGN PANEL C7, WITH UV MATTE LAMINATED

C3, TYP.

FONT:
- ROADGEEK 2005 SERIES D

B	SIGN ELEVATION - ELEVATOR CAB SIGN PANEL
11.00	SCALE: 3" = 1'-0"

BER BER ICH

CONTACT:
Ray Berberich
605-430-5170
ray@berberichdesign.com

DEADWOOD 1876 SOUTH DAKOTA

Project:
Deadwood Parking Structure Signage

Prepared for:
The City of Deadwood
Deadwood, South Dakota

Client Contact:
Kevin Kuchenbecker
Historic Preservation Officer
Department of Planning & Preservation
605-578-2082 Office
605-641-5568 Mobile

Date: 01/21/2021
Revisions:
01/11/2021
10/05/2023

© 2023 BERBERICH DESIGN

The sole purpose of all drawings is to express visual design intent only and is not intended for actual fabrication purposes. Reasonable effort and judgment has been made to interpret applicable MUTCD, ADA and other federal, state and local laws, codes, ordinances and regulations as they apply to the project. Unless required by law and/or acceptance of these design drawings the sign fabricator(s) and/or contractor(s) shall have complete and full responsibility for all final selected materials, engineering methods, fabrication methods, permitting, installation and to assure that the project and all sign types are in compliance. Verify all information provided. Shop drawings are required. When engineered drawings are required all drawings are to be sealed and signed by a Registered PE within the state where the project is located.

This document is the sole property of Berberich Design and all drawing are protected under US copyright law. The reproduction, reuse and sales rights regarding the drawings and designs, in whole or in part, in any form or medium, is prohibited without a contractual relationship, for a special purpose, and the recipient, by accepting this document shall not be copied or reproduced in whole or in part, nor its contents revealed in any manner or to any person except for the purpose for which it was tendered, nor any special features peculiar to this design be incorporated in other projects.

RAMP POLICIES

11.00

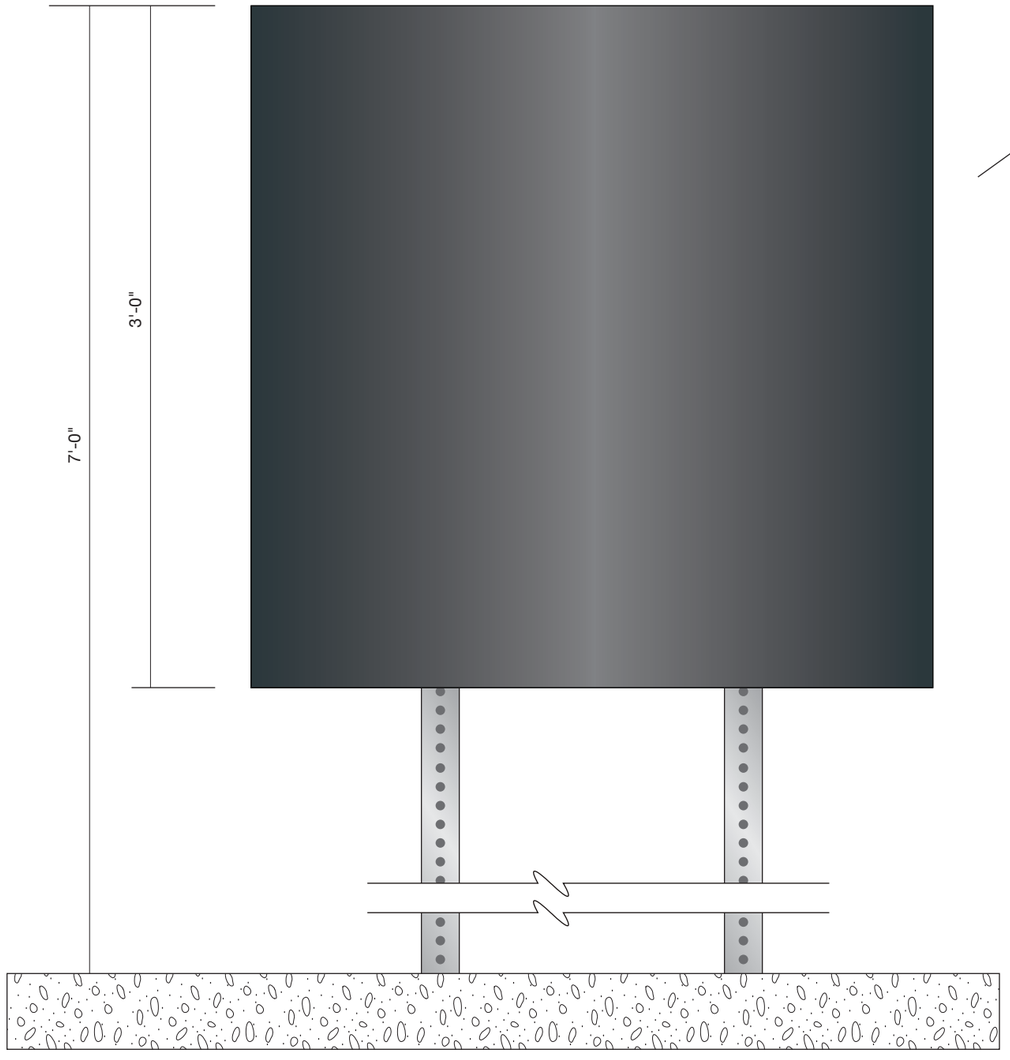

[DESCRIPTION]

NOTE:
- [NOTE]

A	SIGN ELEVATION
12.00	SCALE: 3" = 1'-0"

HOLD

BERBERICH

CONTACT:
Ray Berberich
605-430-5170
ray@berberichdesign.com

1876 DEADWOOD SOUTH DAKOTA

Project:
Deadwood Parking Structure Signage

Prepared for:
The City of Deadwood
Deadwood, South Dakota

Client Contact:
Kevin Kuchenbecker
Historic Preservation Officer
Department of Planning & Preservation
605-578-2082 Office
605-641-5568 Mobile

Date: 01/21/2021
Revisions:
10/05/2023

© 2023 BERBERICH DESIGN

The sole purpose of all drawings is to express visual design intent only and is not intended for actual fabrication purposes. Reasonable effort and judgment has been made to interpret applicable MUTCD, ADA and other federal, state and local laws, rules, codes, ordinances and regulations at the time of this project. Upon the awarding of bid and/or acceptance of these design drawings the sign fabricator(s) and/or contractor(s) shall have complete and full responsibility for all final selected materials, engineering methods, fabrication methods, permitting, installation and to assure that the project and all sign types are in compliance. Verify all information provided. Shop drawings are required. When engineered drawings are required all drawings are to be sealed and signed by a Registered PE within the state where the project is located.

This document is the sole property of Berberich Design and all drawing are protected under US copyright law. The reproduction, reuse and sales rights regarding the drawings and designs herein are owned by Berberich Design. It is agreed under a confidential relationship, for a special purpose and the recipient, by accepting this document shall not be copied or reproduced in whole or in part, nor its contents revealed in any manner or to any person except for the purpose for which it was tendered, nor any special features peculiar to this design be incorporated in other projects.

MAP / INFO DESK

A 13.00 TOP VIEW
SCALE: 1:2



B 13.00 SIGN ELEVATION
SCALE: 1:2

NOTE:
- SIGN IS DOUBLE SIDED
- FASTENERS TO BE PAINTED TO MATCH

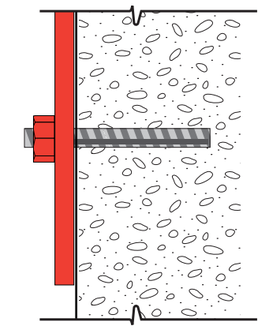

C 13.00 MOUNTING DETAIL
SCALE: NTS

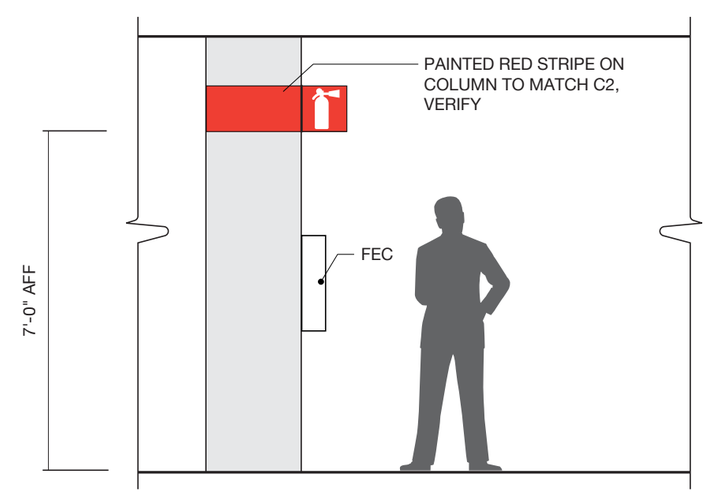

D 13.00 GARAGE COLUMN MOUNT DETAIL
SCALE: NTS

BERBERICH

CONTACT:
Ray Berberich
605-430-5170
ray@berberichdesign.com

1876 DEADWOOD SOUTH DAKOTA

Project:
Deadwood Parking Structure Signage

Prepared for:
The City of Deadwood
Deadwood, South Dakota

Client Contact:
Kevin Kuchenbecker
Historic Preservation Officer
Department of Planning & Preservation
605-578-2082 Office
605-641-5568 Mobile

Date: 01/21/2021
Revisions:
10/05/2023

© 2023 BERBERICH DESIGN

The sole purpose of all drawings is to express visual design intent only and is not intended for actual fabrication purposes. Reasonable effort and judgment has been made to interpret applicable NFPA, ADA and other federal, state and local laws, rules, codes, ordinances and regulations. Sign permits are the responsibility of the owner. Review and/or acceptance of these design drawings the sign fabricator(s) and/or contractor(s) shall have complete and full responsibility for all final selected materials, engineering methods, fabrication methods, permitting, installation and to assure that the project and all sign types are in compliance. Verify all information provided. Shop drawings are required. When engineered drawings are required all drawings are to be sealed and signed by a Registered PE within the state where the project is located.

This document is the sole property of Berberich Design and all drawing are protected under US copyright law. The reproduction, reuse and sales rights regarding the drawings and designs herein are expressly forbidden. It is submitted under a confidential relationship for a special purpose, and the recipient, by accepting this document shall not be copied or reproduced in whole or in part, nor its contents revealed in any manner or to any person except for the purpose for which it was tendered, nor any special features peculiar to this design be incorporated in other projects.

FIRE EXTINGUISHER IDENTIFICATION

13.00

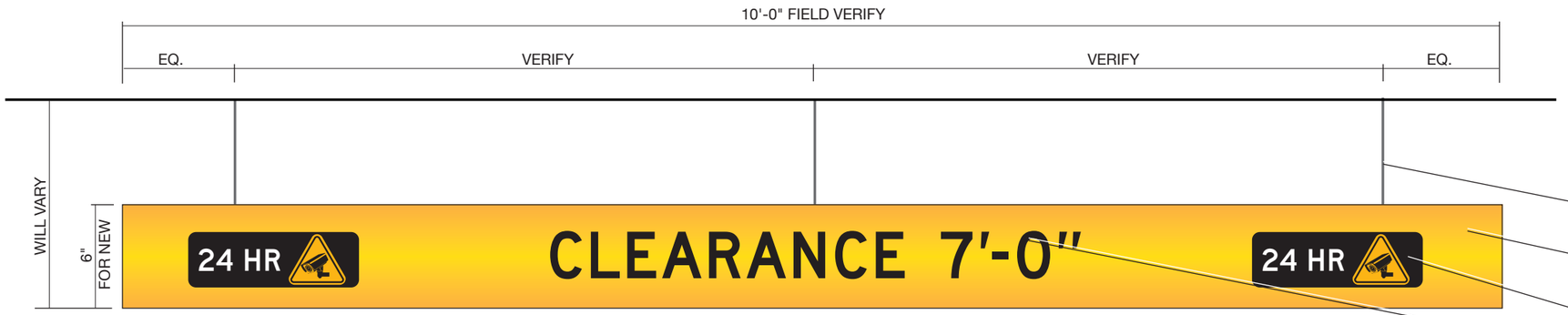

A / 14.00 Sign Elevation
SCALE: 1" = 1'-0"

1/4" STAINLESS STEEL CABLE WITH FERRULE, TYP.

REPAINT EXISTING TO MATCH C8 (REPLACE AS NEEDED W/ 6" PVC PIPE)

ARTWORK TO BE PROVIDED

APPLIED VINYL, V7

FONT:
- ROADGEEK 2005 SERIES D

NOTE:
- VERIFY CLEARANCE HEIGHT W/ OWNER
- REPLACE HANGING HARDWARE
- VINYL COPY APPLIED TO BOTH SIDES
- ALL COPY TO BE VERIFIED BY OWNER
- CAP ENDS
- CENTER OVER DRIVE LANE

B / 14.00 Alternative Message
SCALE: 1" = 1'-0"

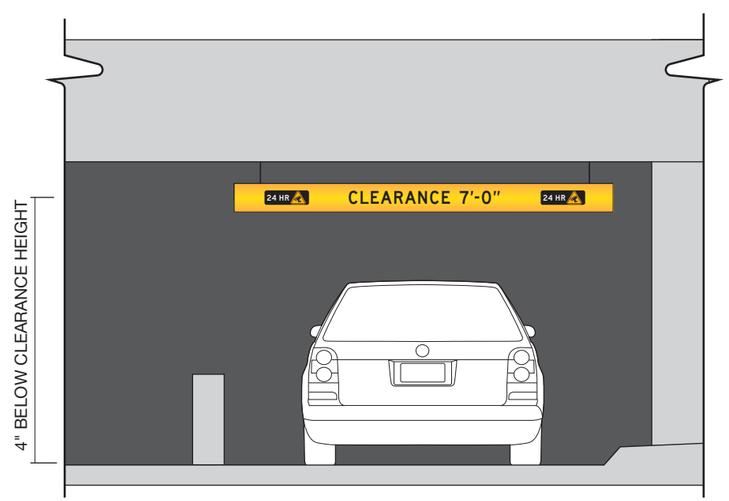

C / 14.00 Partial Building Elevation
SCALE: NTS

BERBERICH

CONTACT:
Ray Berberich
605-430-5170
ray@berberichdesign.com

1876 DEADWOOD SOUTH DAKOTA

Project:
Deadwood Parking Structure Signage

Prepared for:
The City of Deadwood
Deadwood, South Dakota

Client Contact:
Kevin Kuchenbecker
Historic Preservation Officer
Department of Planning & Preservation
605-578-2082 Office
605-641-5568 Mobile

Date: 01/21/2021
Revisions:
10/05/2023

© 2023 BERBERICH DESIGN

The sole purpose of all drawings is to express visual design intent only and is not intended for actual fabrication purposes. Reasonable effort and judgment has been made to interpret applicable MUTCD, ADA and other federal, state and local laws, codes, ordinances and regulations as they apply to this project. Upon the awarding of bid and/or acceptance of these design drawings the sign fabricator(s) and/or contractor(s) shall have complete and full responsibility for all final selected materials, engineering methods, fabrication methods, permitting, installation and to assure that the project and all sign types are in compliance. Verify all information provided. Shop drawings are required. When engineered drawings are required all drawings are to be sealed and signed by a Registered PE within the state where the project is located.

This document is the sole property of Berberich Design and all drawing are protected under US copyright law. The reproduction, reuse and sales rights regarding the drawings and designs therein are expressly reserved. It is submitted under a confidential relationship, for a special purpose, and the recipient, by accepting this document, shall not be copied or reproduced in whole or in part, nor its contents revealed in any manner or to any person except for the purpose for which it was tendered, nor any special features peculiar to this design be incorporated in other projects.

HEADACHE BAR

14.00

A
15.00
SIGN ELEVATION
SCALE: 1:2

BERBERICH

CONTACT:
Ray Berberich
605-430-5170
ray@berberichdesign.com

1876 DEADWOOD SOUTH DAKOTA

Project:
Deadwood Parking Structure Signage

Prepared for:
The City of Deadwood
Deadwood, South Dakota

Client Contact:
Kevin Kuchenbecker
Historic Preservation Officer
Department of Planning & Preservation
605-578-2082 Office
605-641-5568 Mobile

Date: 01/21/2021
Revisions:
10/05/2023

© 2023 BERBERICH DESIGN

The sole purpose of all drawings is to express visual design intent only and is not intended for actual fabrication purposes. Reasonable effort and judgment has been made to interpret applicable MUTCD, ADA and other federal, state and local laws, codes, ordinances and regulations as they apply to this project. Upon the award bid, and/or acceptance of these design drawings the sign fabricator(s) and/or contractor(s) shall have complete and full responsibility for all final selected materials, engineering methods, fabrication methods, permitting, installation and to assure that the project and all sign types are in compliance. Verify all information provided. Shop drawings are required. When engineered drawings are required all drawings are to be sealed and signed by a Registered PE within the state where the project is located.

This document is the sole property of Berberich Design and all drawing are protected under US copyright law. The reproduction, reuse and sales rights regarding the drawings and designs, have been previously forgiven. It is understood and agreed upon by the relationship, for a special purpose, and the recipient, by accepting this document shall not be copied or reproduced in whole or in part, nor its contents revealed in any manner or to any person except for the purpose for which it was tendered, nor any special features peculiar to this design be incorporated in other projects.

REGULATORY - NO PARKING

15.00

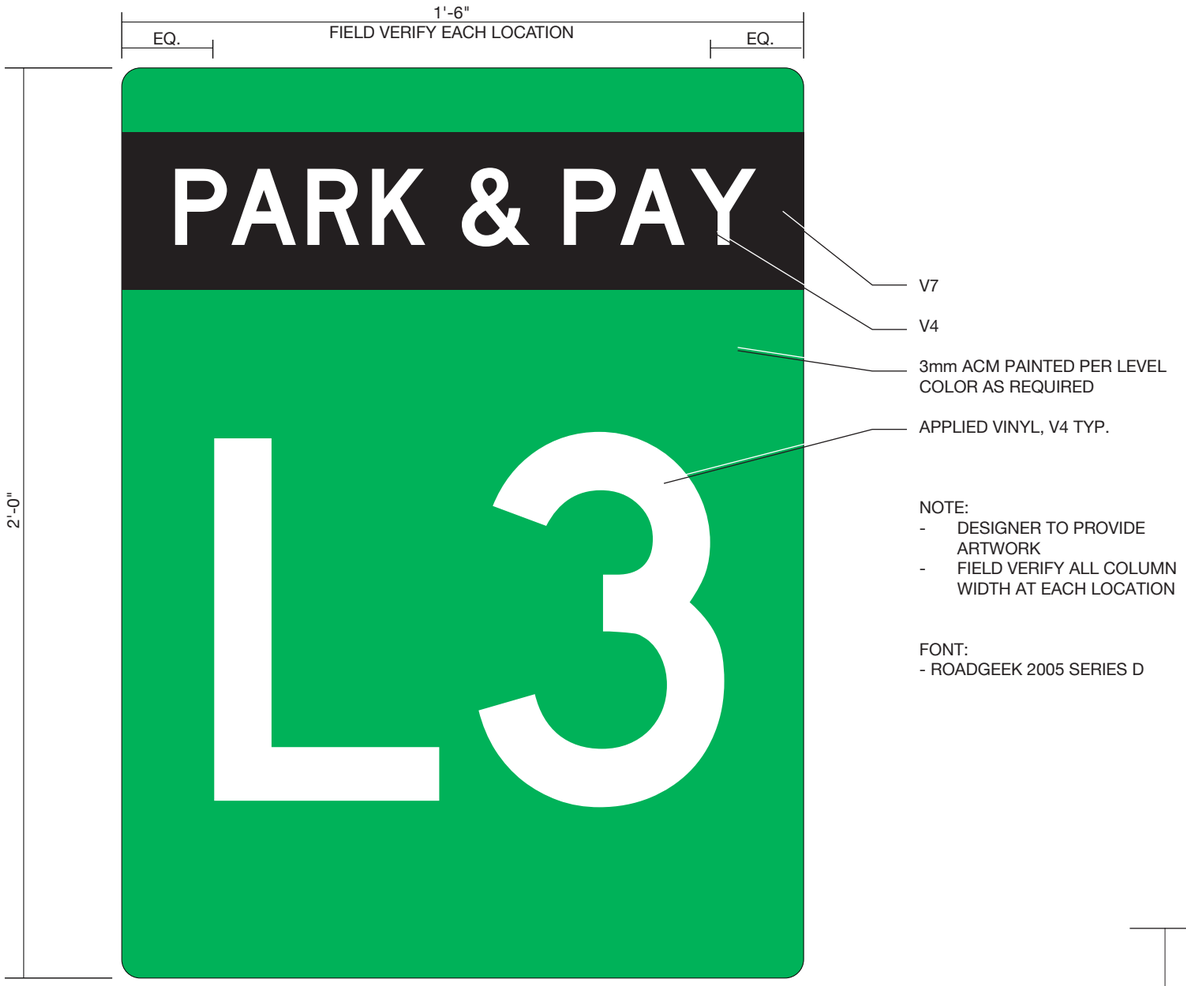

A 16.00 SIGN ELEVATION
SCALE: 3" = 1'-0"

B 16.00 ALTERNATE LAYOUTS
SCALE: NTS

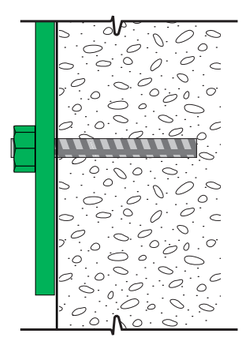

C 16.00 COLUMN SECTION DETAIL
SCALE: NTS

C 16.00 COLUMN DETAIL
SCALE: 1/2" = 1'-0"

BERBERICH

CONTACT:
Ray Berberich
605-430-5170
ray@berberichdesign.com

1876 DEADWOOD SOUTH DAKOTA

Project:
Deadwood Parking Structure Signage

Prepared for:
The City of Deadwood
Deadwood, South Dakota

Client Contact:
Kevin Kuchenbecker
Historic Preservation Officer
Department of Planning & Preservation
605-578-2082 Office
605-641-5568 Mobile

Date: 01/21/2021
Revisions:
10/06/2023

© 2023 BERBERICH DESIGN

The sole purpose of all drawings is to express visual design intent only and is not intended for actual fabrication purposes. Reasonable effort and judgment has been made to interpret applicable MUTCD, ADA and other federal, state and local laws, rules, codes, ordinances and/or regulations as they pertain to this project. Upon the awarding of bids and/or acceptance of these design drawings the sign fabricator(s) and/or contractor(s) shall have complete and full responsibility for all final selected materials, engineering methods, fabrication methods, permitting, installation and to assure that the project and all sign types are in compliance. Verify all information provided. Shop drawings are required. When engineered drawings are required all drawings are to be sealed and signed by a Registered PE within the state where the project is located.

This document is the sole property of Berberich Design and all drawing are protected under US copyright law. The reproduction, reuse and sales rights regarding the drawings and designs shown are expressly prohibited. It is submitted under a confidential relationship, for a special purpose, and the recipient, by accepting this document shall not be copied or reproduced in whole or in part, nor its contents revealed in any manner or to any person except for the purpose for which it was tendered, nor any special features peculiar to this design be incorporated in other projects.

LEVEL IDENTIFICATION - COLUMN

16.00

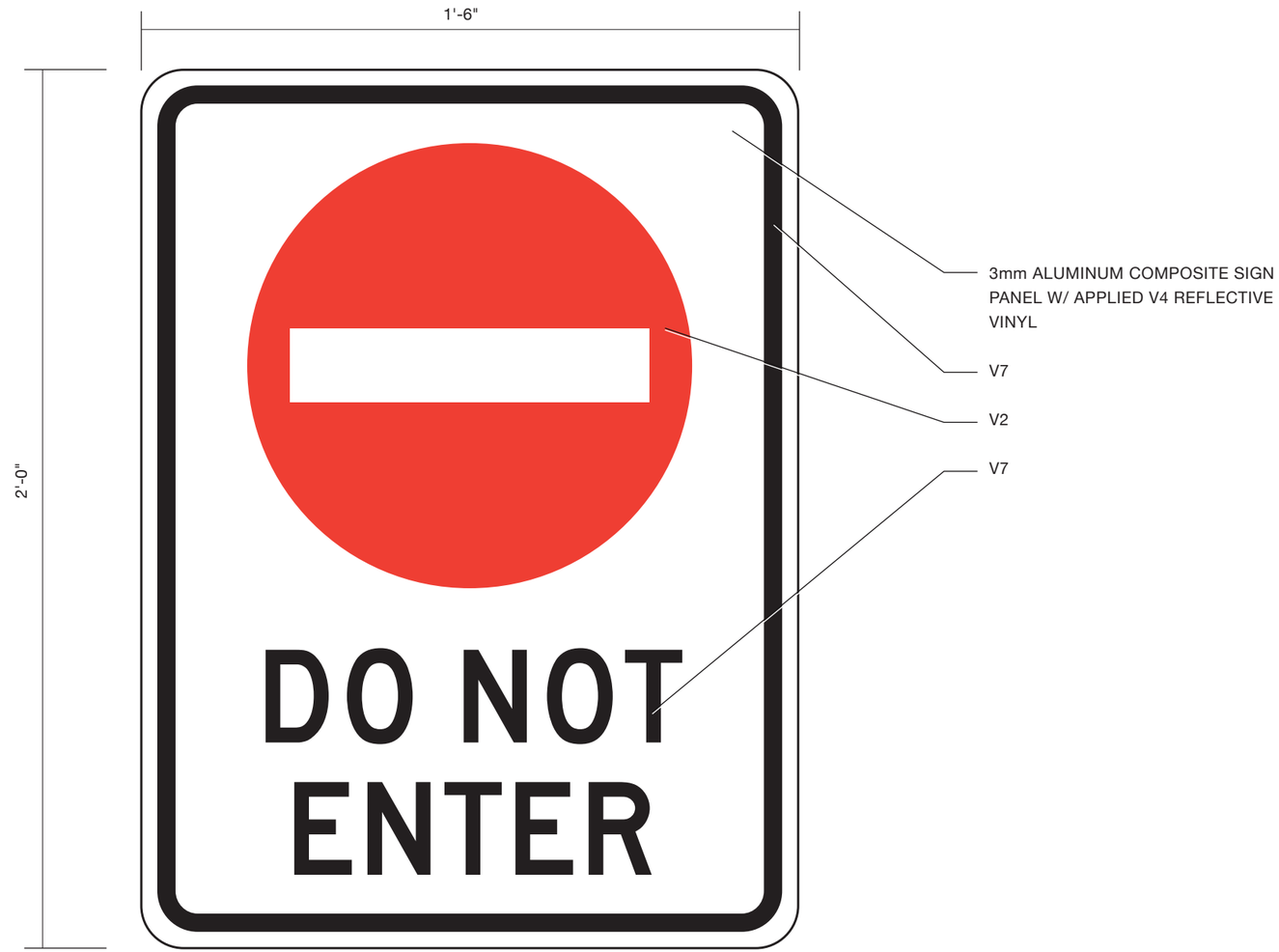

A
17.00
SIGN ELEVATION
SCALE: 1:2

CONTACT:
Ray Berberich
605-430-5170
ray@berberichdesign.com

Project:
Deadwood Parking Structure Signage

Prepared for:
The City of Deadwood
Deadwood, South Dakota

Client Contact:
Kevin Kuchenbecker
Historic Preservation Officer
Department of Planning & Preservation
605-578-2082 Office
605-641-5568 Mobile

Date: 01/21/2021
Revisions:
10/05/2023

© 2023 BERBERICH DESIGN

The sole purpose of all drawings is to express visual design intent only and is not intended for actual fabrication purposes. Reasonable effort and judgment has been made to interpret applicable Matrix ADA and other federal, state and local laws, codes, ordinances and regulations as they apply to this project. Upon the award of bid and/or acceptance of these design drawings the sign fabricator(s) and/or contractor(s) shall have complete and full responsibility for all final selected materials, engineering methods, fabrication methods, permitting, installation and to assure that the project and all sign types are in compliance. Verify all information provided. Shop drawings are required. When engineered drawings are required all drawings are to be sealed and signed by a Registered PE within the state where the project is located.

This document is the sole property of Berberich Design and all drawing are protected under US copyright law. The reproduction, reuse and sales rights regarding the drawings and designs herein are expressly forbidden. It is submitted under a confidential relationship, for a special purpose, and the recipient, by accepting this document shall not be copied or reproduced in whole or in part, nor its contents revealed in any manner or to any person except for the purpose for which it was tendered, nor any special features peculiar to this design be incorporated in other projects.

REGULATORY - DO NOT ENTER

17.00

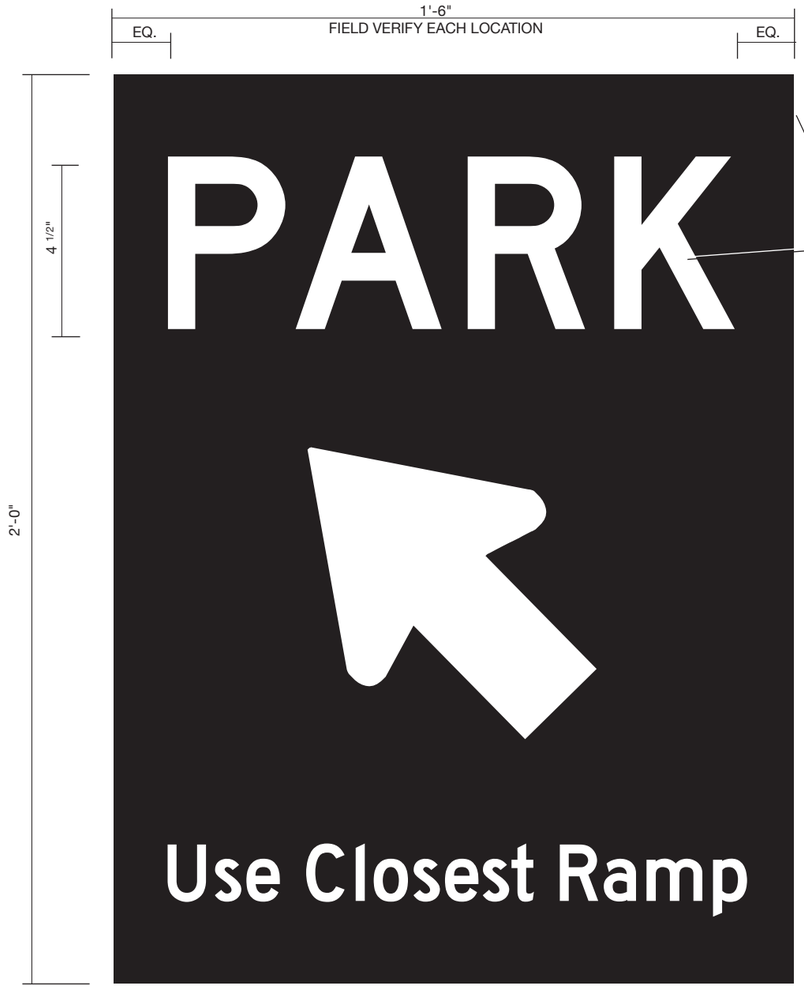

3mm ALUMINUM COMPSITE SIGN PANEL C3

APPLIED VINYL, V1 TYP.

NOTE:
- DESIGNER TO PROVIDE ARTWORK FOR NON-STANDARD COLUMN WIDTH
- FIELD VERIFY COLUMN SIZES
- ALL COPY AND ARROWS TO BE CENTERED
- COLUMN TO BE PAINTED PER LEVEL COLOR

FONT:
- ROADGEEK 2005 SERIES D

A | 18.00 — SIGN ELEVATION
SCALE: 3" = 1'-0"

D | 18.00 — TYPICAL COLUMN DETAIL
SCALE: 1/2" = 1'-0"

B | 18.00 — ALTERNATE LAYOUTS
SCALE: NTS

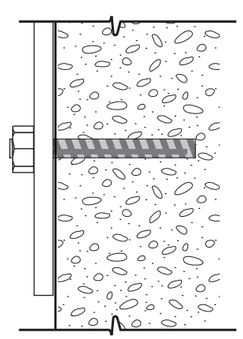

C | 18.00 — COLUMN SECTION DETAIL
SCALE: NTS

E | 18.00 — EXISTING
SCALE: NTS

F | 18.00 — PROPOSED
SCALE: NTS

LEVEL 1
LEVEL 2
LEVEL 3
LEVEL 4

BERBERICH

CONTACT:
Ray Berberich
605-430-5170
ray@berberichdesign.com

1876 DEADWOOD SOUTH DAKOTA

Project:
Deadwood Parking Structure Signage

Prepared for:
The City of Deadwood
Deadwood, South Dakota

Client Contact:
Kevin Kuchenbecker
Historic Preservation Officer
Department of Planning & Preservation
605-578-2082 Office
605-641-5568 Mobile

Date: 01/21/2021
Revisions:
10/05/2023

© 2023 BERBERICH DESIGN

The sole purpose of all drawings is to express visual design intent only and is not intended for actual fabrication purposes. Reasonable effort and judgment has been made to interpret applicable MUTCD, ADA, and other federal, state and local laws, rules, codes, ordinances and regulations. The drawings are to be used by the awarded bidder and/or acceptance of these design drawings the sign fabricator(s) and/or contractor(s) shall have complete and full responsibility for all final selected materials, engineering methods, fabrication methods, permitting, installation and to assure that the project and all sign types are in compliance. Verify all information provided. Shop drawings are required. When engineered drawings are required all drawings are to be sealed and signed by a Registered PE within the state where the project is located.

This document is the sole property of Berberich Design and all drawing are protected under US copyright law. The reproduction, reuse and sales rights regarding the drawings and designs, in whole or in part, is prohibited without the express written consent of the relationship, for a special purpose, and the recipient, by accepting this document shall not be copied or reproduced in whole or in part, nor its contents revealed in any manner or to any person except for the purpose for which it was tendered, nor any special features peculiar to this design be incorporated in other projects.

RAMP DIRECTIONAL

18.00

NOTE:
- ALL COPY TO BE CENTERED UNLESS OTHERWISE SPECIFIED

FONT:
- FRUTIGER 55 ROMAN

A / 19.00 — SIGN ELEVATION
SCALE: 1:2

BERBERICH

CONTACT:
Ray Berberich
605-430-5170
ray@berberichdesign.com

1876 DEADWOOD SOUTH DAKOTA

Project:
Deadwood Parking Structure Signage

Prepared for:
The City of Deadwood
Deadwood, South Dakota

Client Contact:
Kevin Kuchenbecker
Historic Preservation Officer
Department of Planning & Preservation
605-578-2082 Office
605-641-5568 Mobile

Date: 01/21/2021
Revisions:
10/05/2023

© 2023 BERBERICH DESIGN

The sole purpose of all drawings is to express visual design intent only and is not intended for actual fabrication purposes. Reasonable effort and judgment has been made to interpret applicable ADA, ANSI, and other federal, state and local laws, rules, codes, ordinances and regulations as they apply to this project. Upon the awarding of bid and/or acceptance of these design drawings the sign fabricator(s) and/or contractor(s) shall have complete and full responsibility for all final selected materials, engineering methods, fabrication methods, permitting, installation and to assure that the project and all sign types are in compliance. Verify all information provided. Shop drawings are required. When engineered drawings are required all drawings are to be sealed and signed by a Registered PE within the state where the project is located.

This document is the sole property of Berberich Design and all drawing are protected under US copyright law. The reproduction, reuse and sales rights regarding the drawings and designs herein are exclusively provided. It is supplied under a confidential relationship, for a special purpose, and the recipient, by accepting this document shall not be copied or reproduced in whole or in part, nor its contents revealed in any manner or to any person except for the purpose for which it was tendered, nor any special features peculiar to this design be incorporated in other projects.

ELEVATOR EVACUATION SIGNAGE

19.00

THERMOFORMED SIGN PANEL, C7

RAISED COPY, C3

FONT:
- FRUTIGER 55 ROMAN

NOTE:
- ALL COPY TO BE CENTERED UNLESS SPECIFIED OTHERWISE
- TWO (2) REQUIRED FOR EACH ELEVATOR OPENING

A
20.00

SIGN ELEVATION - ELEVATOR LEVEL ID
SCALE: FULL

BERBERICH

CONTACT:
Ray Berberich
605-430-5170
ray@berberichdesign.com

1876 DEADWOOD SOUTH DAKOTA

Project:
Deadwood Parking Structure Signage

Prepared for:
The City of Deadwood
Deadwood, South Dakota

Client Contact:
Kevin Kuchenbecker
Historic Preservation Officer
Department of Planning & Preservation
605-578-2082 Office
605-641-5568 Mobile

Date: 01/21/2021
Revisions:
10/05/2023

© 2023 BERBERICH DESIGN

The sole purpose of all drawings is to express visual design intent only and is not intended for actual fabrication purposes. Reasonable effort and judgment has been made to interpret applicable MUTCD, ADA and other federal, state and local laws, codes, ordinances and regulations as they apply to project. Upon the award of bid, and/or acceptance of these design drawings the sign fabricator(s) and/or contractor(s) shall have complete and full responsibility for all final selected materials, engineering methods, fabrication methods, permitting, installation and to assure that the project and all sign types are in compliance. Verify all information provided. Shop drawings are required. When engineered drawings are required all drawings are to be sealed and signed by a Registered PE within the state where the project is located.

This document is the sole property of Berberich Design and all drawing are protected under US copyright law. The reproduction, reuse and sales rights regarding the drawings and designs therein are expressly forbidden. It is submitted under a confidential relationship, for a special purpose, and the recipient, by accepting this document shall not be copied or reproduced in whole or in part, nor its contents revealed in any manner or to any person except for the purpose for which it was tendered, nor any special features peculiar to this design be incorporated in other projects.

ELEVATOR LEVEL IDENTIFICATION

20.00



A 21.00 PARTIAL PARKING GARAGE ELEVATION
SCALE: NTS

COMMERCIAL EXTRUSIONS

SignComp

Wall Mount Tension Frame and Covers

Part Number	Part	Length	Finish
2090	Wall Mount Tension Frame	24'-5"	Mill Finish
2088	Wall Mount Tension Frame Square Cover	24'-5"	Mill Finish
2089	Wall Mount Tension Frame Radius Cover	24'-5"	Mill Finish
2091	Wall Mount Tension Frame Beveled Cover	24'-5"	Mill Finish

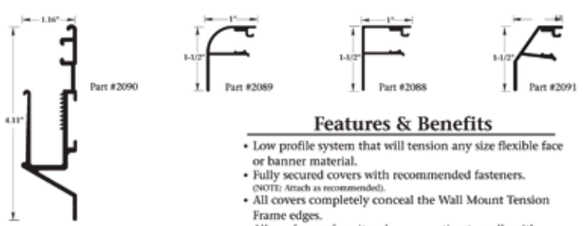

Features & Benefits

- Low profile system that will tension any size flexible face or banner material.
- Fully secured covers with recommended fasteners. (NOTE: Attach as recommended).
- All covers completely conceal the Wall Mount Tension Frame edges.
- Allows for conformity when mounting to walls with irregularities.
- Eliminates hemming, grommets, and double-faced tape.
- Affordable, easy to use, and re-usable.

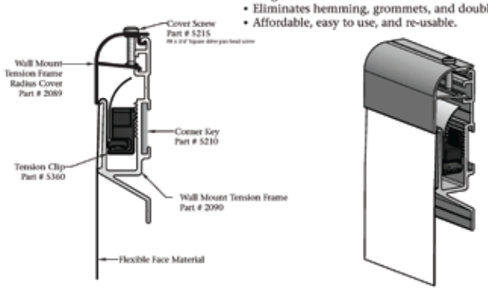

3032 Walker Ridge Dr. NW ▶ Grand Rapids, MI ▶ Phone: (616) 784-0405 ▶ Toll Free: (877) 784-0405 ▶ Fax: (616) 784-0411

B 21.00 SIGN COMP SPEC. SHEET
SCALE: NTS

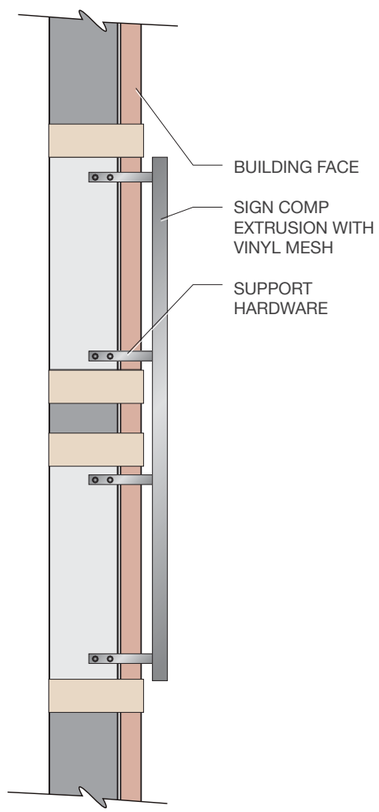

C 21.00 PARTIAL BUILDING SECTION
SCALE: NTS

EXISTING SIGN COMP 2090 EXTRUDED TENSION FRAME WITH 2091 BEVELED COVER OR EQUAL

PRINTED FIBER REINFORCED VINYL MESH 130Z OR BETTER TO BE REPLACED

NOTE:
- FIELD VERIFY ALL DIMENSIONS
- REFER TO LOCATION DC.12
- BANNER IS LOCATED OVER THE ENTRY DRIVE LANE AND SPANS OVER TWO VERTICAL OPENINGS
- ARTWORK PROVIDE BY OWNER

NOTE:
PRINTED FIBER REINFORCED VINYL MESH TO BE REPLACED

D 21.00 SIGN ELEVATION
SCALE: 1/2" = 1'-0"

BERBERICH

CONTACT:
Ray Berberich
605-430-5170
ray@berberichdesign.com

1876 DEADWOOD SOUTH DAKOTA

Project:
Deadwood Parking Structure Signage

Prepared for:
The City of Deadwood
Deadwood, South Dakota

Client Contact:
Kevin Kuchenbecker
Historic Preservation Officer
Department of Planning & Preservation
605-578-2082 Office
605-641-5568 Mobile

Date: 10/06/2023
Revisions:

© 2023 BERBERICH DESIGN

The sole purpose of all drawings is to express visual design intent only and is not intended for actual fabrication purposes. Reasonable effort and judgment has been made to interpret applicable MUTCD, ADA and other federal, state and local laws, rules, codes, ordinances and regulations as they apply to this project. Upon the awarded bid and/or acceptance of these design drawings the sign fabricator(s) and/or contractor(s) shall have complete and full responsibility for all final selected materials, engineering methods, fabrication methods, permitting, installation and to assure that the project and all sign houses are in compliance with all codes and ordinances. Shop drawings are required. When engineered drawings are required all drawings are to be sealed and signed by a Registered PE within the state where the project is located.

This document is the sole property of Berberich Design and all drawing are protected under US copyright law. The reproduction, reuse and sales rights regarding the drawings and designs herein are expressly forbidden. It is submitted under a confidential relationship, for a special purpose, and the recipient, by accepting this document shall not be copied or reproduced in whole or in part, nor its contents revealed in any manner or to any person except for the purpose for which it was tendered, nor any special features peculiar to this design be incorporated in other projects.

PARKING ENTRY SIGN

21.00



A
22.00
EXISTING
SCALE: NTS



B
22.00
PROPOSED SIGN REPLACEMENT
SCALE: NTS

APPLIED VINYL, V8

NOTE:
- COPY TO BE OPEN
- USE EXISTING SIGN PANELS
- REMOVE EXISTING VINYL

C
22.00
PROPOSED SIGN REPLACEMENT
SCALE: NTS

BERBERICH

CONTACT:
Ray Berberich
605-430-5170
ray@berberichdesign.com

1876 DEADWOOD SOUTH DAKOTA

Project:
Deadwood Parking Structure Signage

Prepared for:
The City of Deadwood
Deadwood, South Dakota

Client Contact:
Kevin Kuchenbecker
Historic Preservation Officer
Department of Planning & Preservation
605-578-2082 Office
605-641-5568 Mobile

Date: 10/06/2023
Revisions:

© 2023 BERBERICH DESIGN

The sole purpose of all drawings is to express visual design intent only and is not intended for actual fabrication purposes. Reasonable effort and judgment has been made to interpret applicable MUTCD, ADA and other federal, state and local laws, rules, codes, ordinances and regulations as they apply to this project. Upon the awarded bid and/or acceptance of these design drawings the sign fabricator(s) and/or contractor(s) shall have complete and full responsibility for all final selected materials, engineering methods, fabrication methods, permitting, installation and to assure that the project and all sign locations in compliance with all codes and laws. Shop drawings are required. When engineered drawings are required all drawings are to be sealed and signed by a Registered PE within the state where the project is located.

This document is the sole property of Berberich Design and all drawing are protected under US copyright law. The reproduction, reuse and sales rights regarding the drawings and designs herein are expressly forbidden. It is submitted under a confidential relationship, for a special purpose, and the recipient, by accepting this document shall not be copied or reproduced in whole or in part, nor its contents revealed in any manner or to any person except for the purpose for which it was tendered, nor any special features peculiar to this design be incorporated in other projects.

Oversized Vehicle Sign

22.00

OFFICE OF
PLANNING, ZONING AND HISTORIC PRESERVATION
108 Sherman Street
Deadwood, SD 57732

Jeramy Russell
Planning and Zoning Administrator
Telephone (605) 578-2082
jeramyr@cityofdeadwood.com
Fax (605) 578-2084

February 4, 2020

Caleb Arceneaux
CEO, LIV Hospitality
502 West Boulevard
Rapid City, SD 57701

RE: Request for Parking Deferral

Mr. Arceneaux,

I have reviewed your request for a Parking Deferral in regards to the Tin Lizzie Gaming Resort/Hampton Inn and the Four Points by Sheraton project. The City Planning Department may defer the construction and provision of up to forty (40) percent of the off-street parking spaces required by Section 17.64.060 in the PB (Planned Business) and C1 (Commercial) districts and twenty (20) percent in any other district if an applicant demonstrates that:

1. The unusual character of the use lowers the anticipated need for off-street parking, and data from similar uses establishes that there is not a present need for the parking;
2. The use is immediately proximate to public transportation that serves a significant proportion of residents, employees or customers;
3. There is an effective private or company car pool, van pool, bus or similar group transportation program; and
4. The deferred percentage of residents, employees and customers regularly walk or use bicycle or other non-motorized vehicular forms of transportation.

Your letter of request indicates that you will need a 10% (17 parking stalls) variance in the off-street parking requirements. Your businesses are conveniently located near the Lower Main Parking Lot and also has a City Trolley stop right out front. With this information, the Planning Department has approved your request for a parking deferral of 10% (17 parking stalls). If the number of parking stalls changes during the Four Points by Sheraton project, please notify our office immediately.

If you have any questions, please let me know.

Sincerely,

Jeramy Russell
City of Deadwood
Planning and Zoning Administrator
605-578-2082