



**PUBLIC SAFETY COMMISSION MEETING  
TUESDAY, JANUARY 20, 2026  
8:30 AM  
DALTON CITY HALL - COUNCIL CHAMBERS**

**A G E N D A**

**Call to Order**

**Agenda Approval**

**Personnel Matters**

- [1.](#) Police Department Promotions - Matthew Zachary Lowery to the rank of Lieutenant and Patrick Jeremiah Lee to the rank of Sergeant.

**Public Commentary**

**Approval of Minutes**

- [2.](#) December 16, 2025

**Public Commentary**

- [3.](#) (2) New 2026 Alcohol Applications for Review

**Police Department**

- [4.](#) Crime and Crash Statistics December 2025
- [5.](#) Financial Statistics December 2025

**Fire Department**

- [6.](#) Statistical Report for December 2025
7. Financial Report for December 2025

**Adjournment**

**DALTON POLICE DEPARTMENT  
PROMOTION PROFILE SHEET**

**NAME:** **MATTHEW ZACHARY LOWERY**

**EDUCATION:** 1997 Graduate  
Southeast Whitfield High School

2016 Graduate  
Columbia Southern University  
Bachelor of Science - Psychology

2024 Graduate  
Columbus State University  
Master of Public Administration

**WORK:** **Dalton Police Department**  
July 2001 – November 2007  
Patrol Division – Patrol Officer

November 2007  
Police Officer 1<sup>st</sup> Class – Patrol Division

July 2013  
Master Police Officer – Criminal Investigation Division

October 2019  
Sergeant – Patrol Division

**COMMENDATIONS:** 17 Commendation letters for performance  
1 Employee of the Month – November 2008  
Officer of the Year - 2008

**PROMOTION ACTION:** **Lieutenant**

**DALTON POLICE DEPARTMENT  
PROMOTION PROFILE SHEET**

**NAME:** **JEREMIAH PATRCIK LEE**

**EDUCATION:** 2017 Graduate American Military University  
Master of Arts degree

2013 Graduate Dalton State College  
Bachelor of Arts

2001-2004 Lee University  
Cleveland, TN

2001-2002 Cleveland State Community College  
Cleveland, TN

2000 Graduate Lafayette High School  
Lafayette, GA

**WORK:** **Dalton Police Department**  
April 2007 - 2016  
Police Officer – Patrol Division

June 2016  
Police Officer 1<sup>st</sup> Class Designation  
Patrol Division

April 2019  
Master Police Officer Designation  
Patrol Division

**MILITARY:** United States Army Reserve – May 2006 - Current

**COMMENDATIONS:** 5 Commendation letters for performance  
Employee of Month – August 2013  
Employee of Month – June 2012

**PROMOTION ACTION:** **Sergeant**

CITY OF DALTON  
PUBLIC SAFETY COMMISSION  
MINUTES  
DECEMBER 16, 2025

The regular meeting for the Public Safety Commission was held today in Dalton City Hall's Council Chambers. Present were Chairman Truman Whitfield, Commissioners Alex Jones, Terry Mathis, Lane Jackson, Mayor Annalee Sams, Fire Chief Matt Daniel, Police Chief Cliff Cason, City Attorney Jonathan Bledsoe, City Administrator Andrew Parker and Assistant City Administrator Todd Pangle.

AGENDA APPROVAL

On the motion of Mayor Sams, second Commissioner Brown, the Commission approved the agenda as presented. The vote was unanimous in favor.

PERSONNEL MATTERS

Fire Department – New Employee

Fire Chief Matt Daniel presented recruit Logan Fowler as a new Firefighter for the Dalton Fire Department. The Commission congratulated Firefighter Fowler and his family. No motion was made.

PUBLIC COMMENTARY

There were no public comments.

MINUTES

The Commissioners were presented written copies of the regular meeting minutes of November 18, 2025. On the motion of Commissioner Brown, second Commissioner Jackson, the minutes were approved as presented. The vote was unanimous in favor.

ALCOHOL APPLICATION REVIEW

On the motion of Mayor Sams, second Commissioner Brown, the Commission voted to table the following application due to applicant's absence. The application will be reviewed at the next regular called PSC meeting. The vote was unanimous in favor.

- |                    |   |
|--------------------|---|
| 1. Business Owner: | Logans Roadhouse Enterprises, LLC       |
| d/b/a:             | Logan's Roadhouse #427                  |
| Applicant:         | Heather Jorden                          |
| Business Address:  | 811 Walnut Square Blvd.                 |
| License Type:      | Pouring Beer, Wine, Liquor (Restaurant) |
| Disposition:       | New                                     |

POLICE DEPARTMENT

Crime and Crash Statistics for November 2025

Police Chief Cliff Cason gave a written and oral summary of the Crime and Crash Statistical Reports for the month of November 2025. As noted in the written summary, Chief Cason reported there were 50 Part 1 crimes in November compared to 44 in November 2024, an increase of approximately 13.6%. There were 64 violent crimes YTD 2025 compared to 62 in November 2024, an increase of 3.3%. Chief Cason further stated Property crimes have decreased by 19.8% when compared to 2024.

Chief Cason also reported there were 108 non-private property crashes reported for the month a decrease of 20% when compared to October 2025.

On the motion of Commissioner Brown, second Commissioner Jackson, the November Crime and Crash statistic report was approved. The complete report in its entirety is a part of these minutes. The vote was unanimous in favor.

POLICE DEPARTMENT

.....Continued

Financial Statistics for November 2025

Police Chief Cliff Cason presented the Financial Report for all divisions within the Dalton Police Department for the month of November 2025. Chief Cason reported the department has expended 83.8% of the budget and is on track for the remainder of FY 2025.

On the motion of Mayor Sams, second Commissioner Brown, the financial report was approved. The complete report in its entirety is a part of these minutes. The vote was unanimous in favor.

FIRE DEPARTMENT

Monthly Statistical Report – November 2025

Fire Chief Matt Daniel presented the November 2025 Statistical Report to the Commission. Chief Daniel outlined details of the complete report, which included the Incident Report with 292 Total Responses, a decrease from the previous month. Chief Daniel also outlined the details of Incidents by Staff hours, Incidents by Months and Stations, Average Response Time, Average Turnout Time, Average Travel Time, Injury and Property Loss, Training Division Monthly Report, and the Inspection Summary.

On the motion of Mayor Sams, second Commissioner Brown, the Commissioners approved the Statistical Report for the Fire Department. A copy of the report is a part of these minutes. The vote was unanimous in favor.

Monthly Financial Report – November 2025

Fire Chief Matt Daniel presented the Financial Report for the month of November 2025 to the Commission. Chief Daniel stated the department has expended 88.9% of the budget, and is on track for the remainder of FY 2025.

On the motion of Commissioner Brown, second Commissioner Jackson, the Commissioners approved the Financial Report for the Fire Department. A copy of the report is a part of these minutes. The vote was unanimous in favor.

ALCOHOL VIOLATION HEARING

The Public Safety Commission held an alcohol violation hearing to discuss the 1<sup>st</sup> offense violation of:

1. Owner: CMG Dalton Development  
d/b/a: Walnut Express at 2524 East Walnut Ave.  
Violation: Sec. 6-233. Sale or furnishing alcohol to underage person (2<sup>nd</sup> offense)

After all evidence was presented by the City Attorney and the Owner of Walnut Express, the Public Safety Commission recommended to the Mayor and Council that the standard penalty of \$2,500.00 for a first (2<sup>nd</sup>) offense and 30-day standard suspension, along with court reporter costs be imposed upon a guilty conviction. On the motion of Mayor Sams, second Commissioner Brown, the Public Safety Commission A copy of the hearing transcript is a part of these minutes. The vote was unanimous in favor.

ADJOURNMENT

There being no further business to come before the Commissioners, on the motion of Commissioner Brown, second Commissioner Jackson the meeting was adjourned at 9:33 a.m.

ATTEST:

\_\_\_\_\_  
Truman Whitfield, Chairman

\_\_\_\_\_  
Alex Brown, Secretary

**2026 ALCOHOL BEVERAGE APPLICATION REVIEW/APPROVAL**

**PSC MEETING – TUESDAY JANUARY 20, 2026**

**M&C MEETING – JANUARY 20, 2026**

**(2) 2026 ALCOHOL APPLICATION(S)**

1. Business Owner: Logans Roadhouse Enterprises, LLC  
d/b/a: Logan's Roadhouse #427  
Applicant: Heather Jorden  
Business Address: 811 Walnut Square Blvd.  
License Type: Pouring Beer, Wine, Liquor (Restaurant)  
Disposition: New  
Staff Comments: None. Have approvals from Fire Department, Code Enforcement and City Attorney's Office
  
2. Business Owner: All American Entertainment, LLC  
d/b/a: Big Time Billiards and Cafe  
Applicant: Glenn Elrod  
Business Address: 1129 S. Thornton Ave  
License Type: Pouring Beer, Wine, Liquor (Restaurant)  
Disposition: New  
Staff Comments: None. Have approvals from Fire Department, Code Enforcement and City Attorney's Office



# Dalton Police Department Public Safety Commission Meeting

January 20, 2026

## TABLE OF CONTENTS

CRIME STATISTICS

CRASH STATISTICS

FINANCIAL STATISTICS

---

December 1, 2025 – December 31, 2025



# PART 1 CRIMES

## December 2025

<u>Total Part 1 Crimes</u>			<u>2024 YTD</u>	<u>2025 YTD</u>	<u>YTD Change</u>
			748	607	-18.85%
<u>Violent Crimes</u>		<u>Current</u>	<u>2024 YTD</u>	<u>2025 YTD</u>	<u>YTD Change</u>
		2	69	66	-4.35%
Homicide		0	0	4	Undefined
Rape		1	18	11	-38.89%
Robbery		0	10	3	-70.00%
Aggravated Assault		1	41	48	17.07%
<u>Property Crimes</u>		<u>Current</u>	<u>2024 YTD</u>	<u>2025 YTD</u>	<u>YTD Change</u>
		38	679	541	-20.32%
Burglary		4	62	36	-41.94%
Larceny-Theft		31	580	483	-16.72%
Motor Vehicle Theft		3	34	21	-38.24%
Arson		0	3	1	-66.67%

There were 40 Part 1 crimes in December 2025. That is a decrease of approximately 32.2% compared to 59 in December 2024. Total Part 1 crimes YTD have decreased by approximately 18.85% when compared to 2024. Total Part 1 crimes for 2025 are approximately 31.77% lower than the 5-year average.

Violent crimes have decreased by approximately 4.35% when compared to 2024. There have been 66 violent crimes YTD 2025 compared to 69 violent crimes in 2024. Homicides and aggravated assaults have increased since last year. The 5-year average for violent crimes is 87 crimes. Current violent crime number are lower than 2024, and are approximately 24.0% lower than the 5-year average.

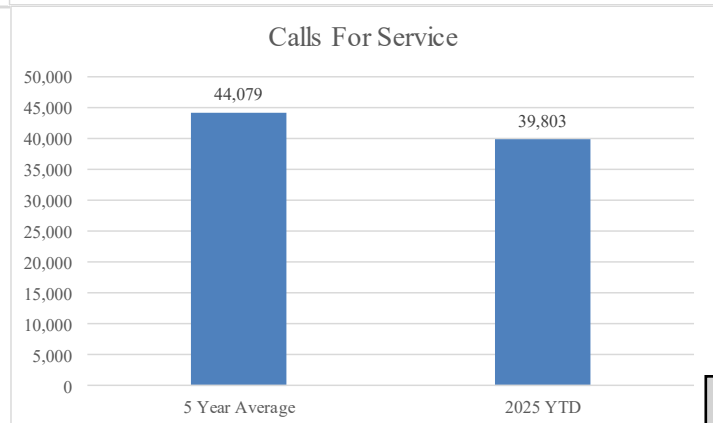
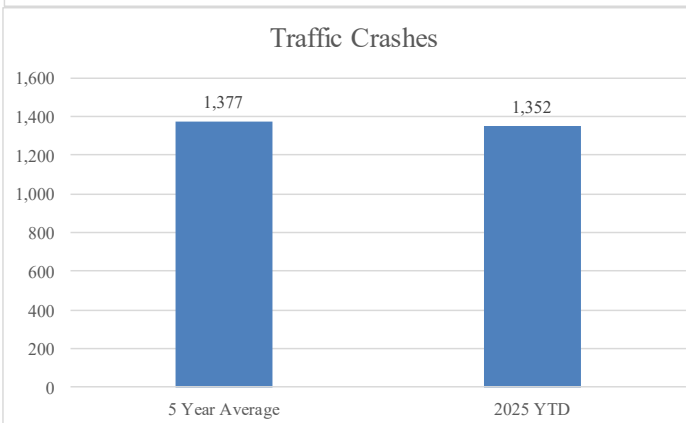
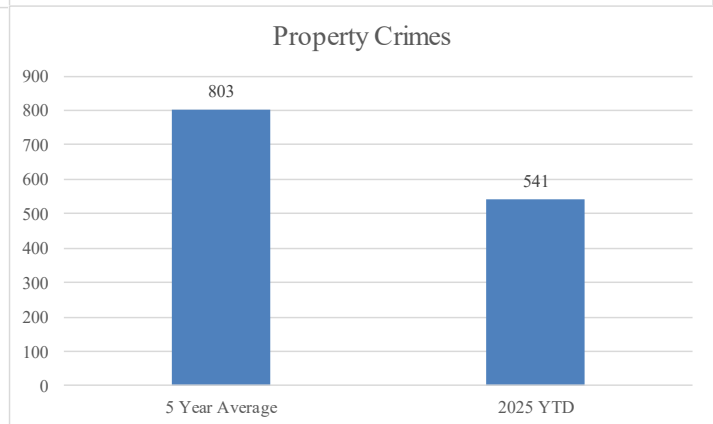
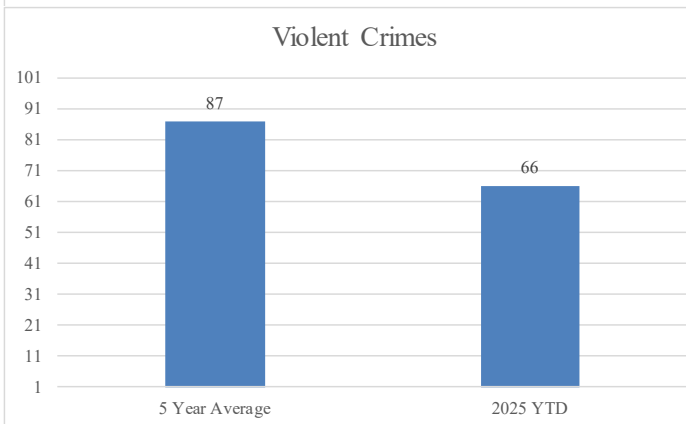
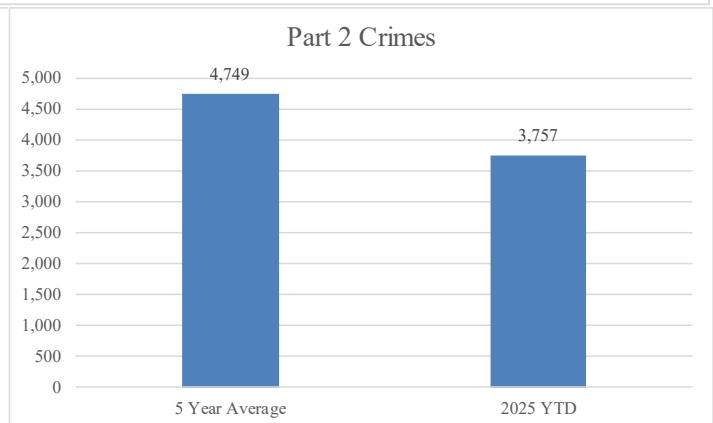
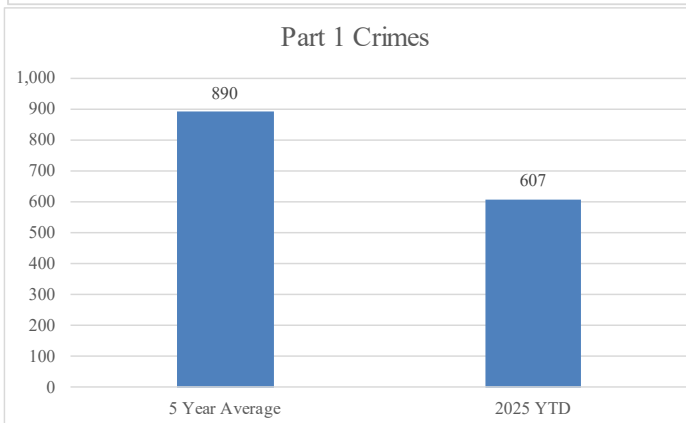
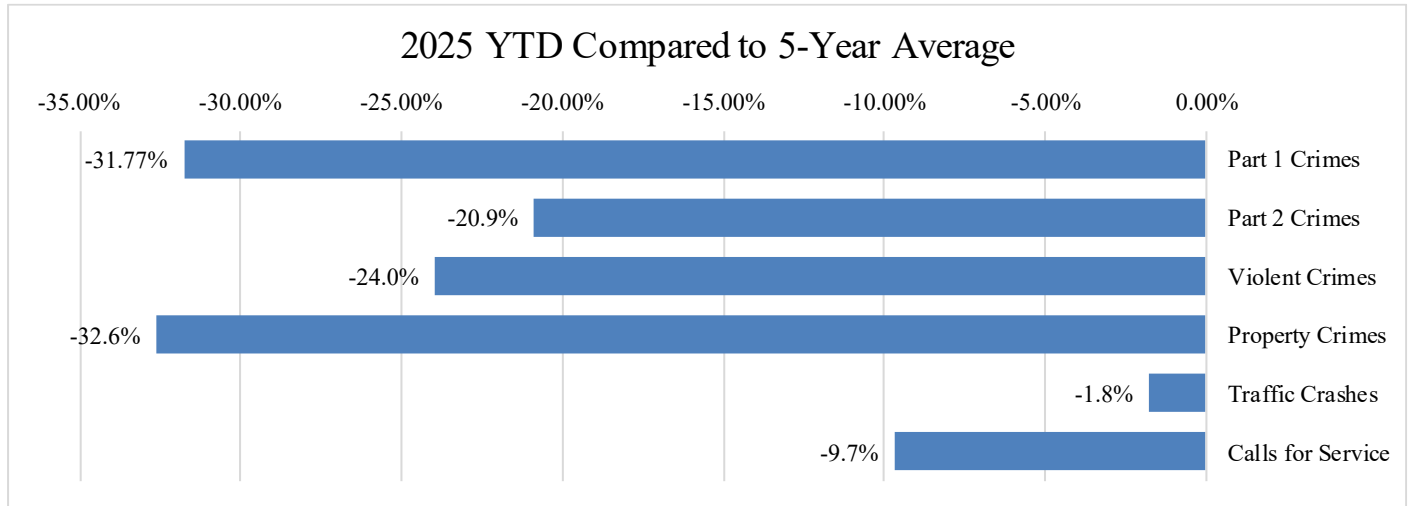
Property crimes have decreased by 20.32% when compared to 2024. All categories of property crimes have shown a decrease YTD compared to 2024. Current property crime numbers are approximately 32.6% lower than the 5-year average.





# FIVE-YEAR AVERAGE

## December 2025





# CRASH STATISTICS

## December 2025

Traffic crashes decreased by approximately 8.3% when compared to November 2025. Year to date crashes have decreased by approximately 6.8%. Rear end collisions were the most frequent crash types. Following too closely was the most frequent contributing factor. Chattanooga Rd had the highest number of crashes and injuries during November.

Total Crashes	Current	Previous	Change	YTD 2025	YTD 2024	Change		
	117	108	8.3%	1352	1451	-6.8%		
Injury Crashes	Total	Complaint	Minor	Serious	Fatality	Multiple		
	15	11	4	0	0	5		
Total Injuries	23							
DUI Crashes	Speed Crashes	Distracted Crashes		Following Too Closely Crashes				
0	5	11		33				
Day of the Week	Total					Time of Day	Total	
Monday	20					0000 - 0559	5	
Tuesday	19					0600 - 0859	11	
Wednesday	25					0900 - 1059	10	
Thursday	15					1100 - 1359	23	
Friday	18					1400 - 1559	24	
Saturday	15					1600 - 1859	28	
Sunday	5					1900 - 2159	12	
						2200 - 2359	4	
Collision Type	Total					Contributing Factors		Total
Rear End	47					Following too Closely		33
Angle	39					Failure to Yield		16
Sideswipe-Same Direction	17					Improper Lane Change		11
Collision with an Object	11					Distracted		11
Head On	3							
Top Streets	Total Crashes		% Total	Injuries		% Injuries		
Chattanooga Rd	22		18.8%	3		13.0%		
Walnut	21		17.9%	2		8.7%		
Glenwood Ave	10		8.5%	1		4.3%		

	Traffic Stops	Warnings	Citations
December 2025	970	744	431
2025 YTD	12146	8795	6076
2024 YTD	11030	6103	6449



# **FINANCIAL STATISTICS**

## **December 2025**

### **SUMMARY OF THE FINANCIAL STATUS THROUGH DECEMBER 2025**

For the police department budget for FY 2025, we have expended approximately 92% of our 2025 budget through December. Currently, we believe there will be sufficient funds to accomplish our 2025 goals and meet the needs of the department.

There are still some unpaid invoices from December that are being processed and one budget line dealing with the Custody of Prisoners that finance is working through with year end funds. Overall, we anticipate finishing the year under budget.

## YEAR-TO-DATE BUDGET REPORT

FOR 2025 12

ACCOUNTS FOR:	ORIGINAL	TRANFRS/	REVISED				AVAILABLE	PCT
0010 GENERAL FUND - OPERATING	APPROP	ADJSTMTS	BUDGET	YTD EXPENDED	ENCUMBRANCES	BUDGET	USED	
321000 PD ADMINISTRATION								
321000 511100 WAGES - REGULAR	577,000	0	577,000	569,681.43	.00	7,318.57	98.7%	
321000 511300 WAGES - OVERTIME	1,000	-325	675	108.42	.00	566.58	16.1%	
321000 511350 WAGES - GIFT	0	325	325	324.90	.00	.10	100.0%	
321000 512100 GROUP INSURANCE	52,000	100	52,100	52,054.08	.00	45.92	99.9%	
321000 512110 PTSD INSURANCE	13,700	0	13,700	12,597.50	.00	1,102.50	92.0%	
321000 512200 FICA & MEDICARE	44,500	0	44,500	43,875.43	.00	624.57	98.6%	
321000 512401 RETIREMENT DCP	17,500	0	17,500	17,408.38	.00	91.62	99.5%	
321000 512402 RETIREMENT DBP	157,500	3,100	160,600	160,597.69	.00	2.31	100.0%	
321000 512403 RETIREMENT STATE	1,700	0	1,700	1,260.00	.00	440.00	74.1%	
321000 512700 WORKERS COMPENSAT	10,000	0	10,000	10,000.00	.00	.00	100.0%	
321000 512850 OPEB CONTRIBUTION	114,700	-3,200	111,500	90,571.47	.00	20,928.53	81.2%	
321000 512900 OTHER EMPLOYEE BE	3,600	0	3,600	3,474.19	.00	125.81	96.5%	
321000 512915 CLEANING ALLOWANC	2,400	0	2,400	512.75	57.00	1,830.25	23.7%	
321000 512916 CLOTHING ALLOWANC	2,400	0	2,400	2,400.00	.00	.00	100.0%	
321000 521200 PROFESSIONAL CONT	0	3,000	3,000	1,685.00	.00	1,315.00	56.2%	
321000 521300 TECHNICAL CONTRAC	4,000	-3,000	1,000	.00	.00	1,000.00	.0%	
321000 522220 EQUIPMENT MAINT &	5,000	0	5,000	2,438.18	.00	2,561.82	48.8%	
321000 522230 VEHICLE REPAIRS &	4,000	0	4,000	26.74	.00	3,973.26	.7%	
321000 522320 RENTAL - EQUIPMEN	9,000	0	9,000	6,009.16	.00	2,990.84	66.8%	
321000 523100 INSURANCE COMMERC	236,500	-85,000	151,500	147,404.26	.00	4,095.74	97.3%	
321000 523200 COMMUNICATIONS	50,000	1,200	51,200	48,241.29	2,897.60	61.11	99.9%	
321000 523210 POSTAGE	4,500	0	4,500	2,724.99	.00	1,775.01	60.6%	
321000 523400 PRINTING & BINDIN	3,000	0	3,000	2,462.86	.00	537.14	82.1%	
321000 523500 TRAVEL	14,000	0	14,000	6,602.57	.00	7,397.43	47.2%	
321000 523600 DUES & FEES	5,000	1,700	6,700	6,072.49	.00	627.51	90.6%	
321000 523630 RADIO SUBSCRIBER F	29,000	-5,000	24,000	23,235.60	.00	764.40	96.8%	
321000 523700 TRAINING & EDUCAT	8,000	0	8,000	5,847.54	.00	2,152.46	73.1%	
321000 523850 CONTRACT LABOR	5,000	-4,500	500	.00	.00	500.00	.0%	
321000 523920 SOFTWARE LICENSES	190,000	-1,800	188,200	163,422.30	243.78	24,533.92	87.0%	
321000 531100 SUPPLIES - GENERA	1,000	0	1,000	305.70	.00	694.30	30.6%	
321000 531110 SUPPLIES - OFFICE	2,000	0	2,000	1,088.78	.00	911.22	54.4%	
321000 531250 OIL	1,000	0	1,000	418.19	.00	581.81	41.8%	
321000 531270 GASOLINE	7,000	0	7,000	4,685.10	.00	2,314.90	66.9%	
321000 531300 MEALS - FOOD	2,000	-600	1,400	126.64	.00	1,273.36	9.0%	
321000 531600 SMALL EQUIPMENT <	2,000	-2,000	0	.00	.00	.00	.0%	
321000 531700 OTHER SUPPLIES	2,000	0	2,000	1,231.69	12.00	756.31	62.2%	
321000 572000 PAYMENT TO OTHER	0	5,400	5,400	5,321.50	.00	78.50	98.5%	
TOTAL PD ADMINISTRATION	1,582,000	-90,600	1,491,400	1,394,216.82	3,210.38	93,972.80	93.7%	

## YEAR-TO-DATE BUDGET REPORT

FOR 2025 12								
ACCOUNTS FOR:	ORIGINAL	TRANFRS/	REVISED				AVAILABLE	PCT
0010 GENERAL FUND - OPERATING	APPROP	ADJSTMTS	BUDGET	YTD EXPENDED	ENCUMBRANCES	BUDGET	USED	
<b>322100 PD CRIMINAL INVESTIGATION DIV</b>								
322100 511100 WAGES - REGULAR	1,340,000	0	1,340,000	1,325,911.38	.00	14,088.62	98.9%	
322100 511300 WAGES - OVERTIME	51,000	0	51,000	19,302.10	.00	31,697.90	37.8%	
322100 511350 WAGES - GIFT	0	900	900	812.25	.00	87.75	90.3%	
322100 512100 GROUP INSURANCE	232,000	-11,650	220,350	191,098.89	.00	29,251.11	86.7%	
322100 512200 FICA & MEDICARE	106,000	0	106,000	101,520.63	.00	4,479.37	95.8%	
322100 512401 RETIREMENT DCP	79,000	0	79,000	75,598.08	.00	3,401.92	95.7%	
322100 512402 RETIREMENT DBP	223,000	10,750	233,750	233,713.97	.00	36.03	100.0%	
322100 512403 RETIREMENT STATE	6,500	0	6,500	6,194.32	.00	305.68	95.3%	
322100 512700 WORKERS COMPENSAT	30,000	0	30,000	30,000.00	.00	.00	100.0%	
322100 512900 OTHER EMPLOYEE BE	8,500	0	8,500	7,892.30	.00	607.70	92.9%	
322100 512915 CLEANING ALLOWANC	4,000	0	4,000	2,751.25	334.00	914.75	77.1%	
322100 512916 CLOTHING ALLOWANC	9,000	0	9,000	8,655.00	.00	345.00	96.2%	
322100 522220 EQUIPMENT MAINT &	3,500	0	3,500	.00	.00	3,500.00	.0%	
322100 522230 VEHICLE REPAIRS &	7,000	2,500	9,500	7,371.47	.00	2,128.53	77.6%	
322100 523500 TRAVEL	20,000	0	20,000	18,559.59	.00	1,440.41	92.8%	
322100 523600 DUES & FEES	5,000	0	5,000	1,609.08	.00	3,390.92	32.2%	
322100 523700 TRAINING & EDUCAT	19,000	0	19,000	11,999.44	.00	7,000.56	63.2%	
322100 523900 PEPI OTHER PURCHAS	25,500	0	25,500	25,500.00	.00	.00	100.0%	
322100 531100 SUPPLIES - GENERA	3,000	0	3,000	2,692.42	.00	307.58	89.7%	
322100 531110 SUPPLIES - OFFICE	4,000	0	4,000	2,449.62	.00	1,550.38	61.2%	
322100 531250 OIL	2,500	0	2,500	418.20	.00	2,081.80	16.7%	
322100 531270 GASOLINE	20,000	0	20,000	15,690.44	.00	4,309.56	78.5%	
322100 531300 MEALS - FOOD	1,000	0	1,000	288.74	.00	711.26	28.9%	
322100 531600 SMALL EQUIPMENT <	16,500	0	16,500	10,950.00	1,656.15	3,893.85	76.4%	
322100 531700 OTHER SUPPLIES	5,000	0	5,000	2,022.40	52.00	2,925.60	41.5%	
TOTAL PD CRIMINAL INVESTIGATION DIV	2,221,000	2,500	2,223,500	2,103,001.57	2,042.15	118,456.28	94.7%	

# YEAR-TO-DATE BUDGET REPORT

FOR 2025 12								
ACCOUNTS FOR:	ORIGINAL	TRANFRS/	REVISED				AVAILABLE	PCT
0010 GENERAL FUND - OPERATING	APPROP	ADJSTMTS	BUDGET	YTD EXPENDED	ENCUMBRANCES	BUDGET	USED	
322300 PD PATROL								
322300 511100 WAGES - REGULAR	4,586,000	-32,000	4,554,000	4,104,269.90	.00	449,730.10	90.1%	
322300 511300 WAGES - OVERTIME	125,500	-700	124,800	95,938.37	.00	28,861.63	76.9%	
322300 511320 WAGES - HIRING IN	0	3,500	3,500	3,500.00	.00	.00	100.0%	
322300 511350 WAGES - GIFT	0	3,200	3,200	3,194.85	.00	5.15	99.8%	
322300 512100 GROUP INSURANCE	684,700	-12,000	672,700	672,284.03	.00	415.97	99.9%	
322300 512200 FICA & MEDICARE	355,000	0	355,000	316,874.74	.00	38,125.26	89.3%	
322300 512401 RETIREMENT DCP	408,000	-2,200	405,800	344,729.11	.00	61,070.89	85.0%	
322300 512402 RETIREMENT DBP	188,000	2,200	190,200	190,180.09	.00	19.91	100.0%	
322300 512403 RETIREMENT STATE	30,600	0	30,600	21,805.68	.00	8,794.32	71.3%	
322300 512700 WORKERS COMPENSAT	123,700	0	123,700	121,700.00	.00	2,000.00	98.4%	
322300 512900 OTHER EMPLOYEE BE	30,000	0	30,000	25,072.24	.00	4,927.76	83.6%	
322300 512915 CLEANING ALLOWANC	10,000	0	10,000	6,805.75	782.25	2,412.00	75.9%	
322300 522220 EQUIPMENT MAINT &	11,000	0	11,000	6,634.34	.00	4,365.66	60.3%	
322300 522230 VEHICLE REPAIRS &	66,000	-3,465	62,535	54,737.03	634.59	7,163.38	88.5%	
322300 522230 SHOP VEHICLE EXP -	104,000	17,000	121,000	104,148.69	.00	16,851.31	86.1%	
322300 523500 TRAVEL	74,000	-13,000	61,000	58,435.79	.00	2,564.21	95.8%	
322300 523600 DUES & FEES	4,000	0	4,000	1,589.99	.00	2,410.01	39.7%	
322300 523700 TRAINING & EDUCAT	46,000	-1,500	44,500	39,279.07	.00	5,220.93	88.3%	
322300 531100 SUPPLIES - GENERA	6,000	0	6,000	2,034.48	.00	3,965.52	33.9%	
322300 531110 SUPPLIES - OFFICE	3,000	0	3,000	1,329.02	.00	1,670.98	44.3%	
322300 531120 UNIFORMS	60,000	0	60,000	45,128.22	3,038.88	11,832.90	80.3%	
322300 531200 PDCAM UTILITIES -	3,000	0	3,000	1,969.40	.00	1,030.60	65.6%	
322300 531250 OIL	3,000	0	3,000	2,687.99	.00	312.01	89.6%	
322300 531270 GASOLINE	167,000	0	167,000	127,655.09	.00	39,344.91	76.4%	
322300 531300 MEALS - FOOD	2,000	0	2,000	340.52	.00	1,659.48	17.0%	
322300 531600 SMALL EQUIPMENT <	50,000	-5,000	45,000	31,777.19	.00	13,222.81	70.6%	
322300 531700 OTHER SUPPLIES	5,000	0	5,000	1,181.37	230.00	3,588.63	28.2%	
TOTAL PD PATROL	7,145,500	-43,965	7,101,535	6,385,282.95	4,685.72	711,566.33	90.0%	

## YEAR-TO-DATE BUDGET REPORT

FOR 2025 12								
ACCOUNTS FOR:	ORIGINAL	TRANFRS/	REVISED				AVAILABLE	PCT
0010 GENERAL FUND - OPERATING	APPROP	ADJSTMTS	BUDGET	YTD EXPENDED	ENCUMBRANCES	BUDGET	USED	
<b>322400 PD SUPPORT SERVICES</b>								
322400 511100 WAGES - REGULAR	815,000	56,330	871,330	839,537.75	.00	31,792.25	96.4%	
322400 511300 WAGES - OVERTIME	6,700	-710	5,990	5,397.37	.00	592.63	90.1%	
322400 511350 WAGES - GIFT	0	710	710	703.95	.00	6.05	99.1%	
322400 512100 GROUP INSURANCE	181,000	-15,300	165,700	165,624.16	.00	75.84	100.0%	
322400 512200 FICA & MEDICARE	63,500	-1,480	62,020	62,014.53	.00	5.47	100.0%	
322400 512401 RETIREMENT DCP	63,000	-2,750	60,250	60,240.01	.00	9.99	100.0%	
322400 512402 RETIREMENT DBP	80,000	2,200	82,200	82,174.08	.00	25.92	100.0%	
322400 512403 RETIREMENT STATE	2,100	1,400	3,500	2,485.00	.00	1,015.00	71.0%	
322400 512700 WORKERS COMPENSAT	22,000	0	22,000	22,000.00	.00	.00	100.0%	
322400 512900 OTHER EMPLOYEE BE	5,200	0	5,200	4,878.38	.00	321.62	93.8%	
322400 512915 CLEANING ALLOWANC	2,400	-400	2,000	403.00	21.25	1,575.75	21.2%	
322400 512916 CLOTHING ALLOWANC	600	0	600	600.00	.00	.00	100.0%	
322400 521300 TECHNICAL CONTRAC	18,000	-900	17,100	16,739.82	.00	360.18	97.9%	
322400 522140 LAWN CARE CONTRAC	14,000	0	14,000	10,754.00	1,704.00	1,542.00	89.0%	
322400 522210 BUILDING REPAIRS	42,000	24,400	66,400	63,737.92	2,566.60	95.48	99.9%	
322400 522230 VEHICLE REPAIRS &	3,000	2,400	5,400	5,258.30	133.69	8.01	99.9%	
322400 523500 TRAVEL	18,000	-12,000	6,000	5,412.52	.00	587.48	90.2%	
322400 523600 DUES & FEES	3,000	-1,500	1,500	582.75	.00	917.25	38.9%	
322400 523620 CREDIT CARD & BAN	1,000	-1,000	0	.00	.00	.00	.0%	
322400 523700 TRAINING & EDUCAT	32,000	17,500	49,500	48,005.85	.00	1,494.15	97.0%	
322400 531100 SUPPLIES - GENERA	3,000	0	3,000	2,994.28	.00	5.72	99.8%	
322400 531110 SUPPLIES - OFFICE	3,000	0	3,000	2,992.62	.00	7.38	99.8%	
322400 531120 UNIFORMS	4,000	0	4,000	1,803.60	.00	2,196.40	45.1%	
322400 531150 SUPPLIES - GROUND	3,000	0	3,000	3,000.00	.00	.00	100.0%	
322400 531155 SUPPLIES - BUILDI	28,000	-2,400	25,600	24,140.90	1,049.95	409.15	98.4%	
322400 531200 UTILITIES	72,000	-1,000	71,000	61,815.63	.00	9,184.37	87.1%	
322400 531250 OIL	1,000	0	1,000	418.20	.00	581.80	41.8%	
322400 531270 GASOLINE	8,500	0	8,500	8,049.70	.00	450.30	94.7%	
322400 531300 MEALS - FOOD	1,000	0	1,000	860.64	.00	139.36	86.1%	
322400 531600 SMALL EQUIPMENT <	11,500	6,000	17,500	17,360.35	.00	139.65	99.2%	
322400 531700 OTHER SUPPLIES	14,000	2,000	16,000	15,907.10	15.00	77.90	99.5%	
TOTAL PD SUPPORT SERVICES	1,521,500	73,500	1,595,000	1,535,892.41	5,490.49	53,617.10	96.6%	

## YEAR-TO-DATE BUDGET REPORT

FOR 2025 12								
ACCOUNTS FOR:	ORIGINAL	TRANFRS/	REVISED				AVAILABLE	PCT
0010 GENERAL FUND - OPERATING	APPROP	ADJSTMTS	BUDGET	YTD EXPENDED	ENCUMBRANCES		BUDGET	USED
322600 CUSTODY OF PRISONERS								
322600 523900 OTHER PURCHASED S	95,000	0	95,000	74,545.72	.00		20,454.28	78.5%
TOTAL CUSTODY OF PRISONERS	95,000	0	95,000	74,545.72	.00		20,454.28	78.5%
TOTAL GENERAL FUND - OPERATING	12,565,000	-58,565	12,506,435	11,492,939.47	15,428.74		998,066.79	92.0%
TOTAL EXPENSES	12,565,000	-58,565	12,506,435	11,492,939.47	15,428.74		998,066.79	



## YEAR-TO-DATE BUDGET REPORT

FOR 2025 12							
	ORIGINAL APPROP	TRANFRS/ ADJSTMTS	REVISED BUDGET	YTD EXPENDED	ENCUMBRANCES	AVAILABLE BUDGET	PCT USED
GRAND TOTAL	12,565,000	-58,565	12,506,435	11,492,939.47	15,428.74	998,066.79	92.0%
** END OF REPORT - Generated by Martha Lopez **							



# Dalton Fire Department

404 School Street, Dalton, GA 30720

Phone: 706-278-7363

## Breakdown by Incident Type

Report Period: 12/1/2025 - 12/31/2025 11:59:59 PM

Incident Type	Incidents	Exposures
311 Medical assist, assist EMS crew	164	0
611 Dispatched & canceled en route	32	0
622 No incident found on arrival at dispatch address	13	0
322 Motor vehicle accident with injuries	13	0
735 Alarm system sounded due to malfunction	11	0
743 Smoke detector activation, no fire - unintentional	9	0
324 Motor vehicle accident with no injuries.	8	0
745 Alarm system activation, no fire - unintentional	5	0
651 Smoke scare, odor of smoke	4	0
444 Power line down	4	0
445 Arcing, shorted electrical equipment	3	0
500 Service Call, other	3	0
412 Gas leak (natural gas or LPG)	3	0
111 Building fire	3	0
142 Brush or brush-and-grass mixture fire	3	0
151 Outside rubbish, trash or waste fire	2	0
113 Cooking fire, confined to container	2	0
424 Carbon monoxide incident	2	0
733 Smoke detector activation due to malfunction	2	0
551 Assist police or other governmental agency	2	0
553 Public service	2	0
561 Unauthorized burning	1	0
631 Authorized controlled burning	1	0
132 Road freight or transport vehicle fire	1	0

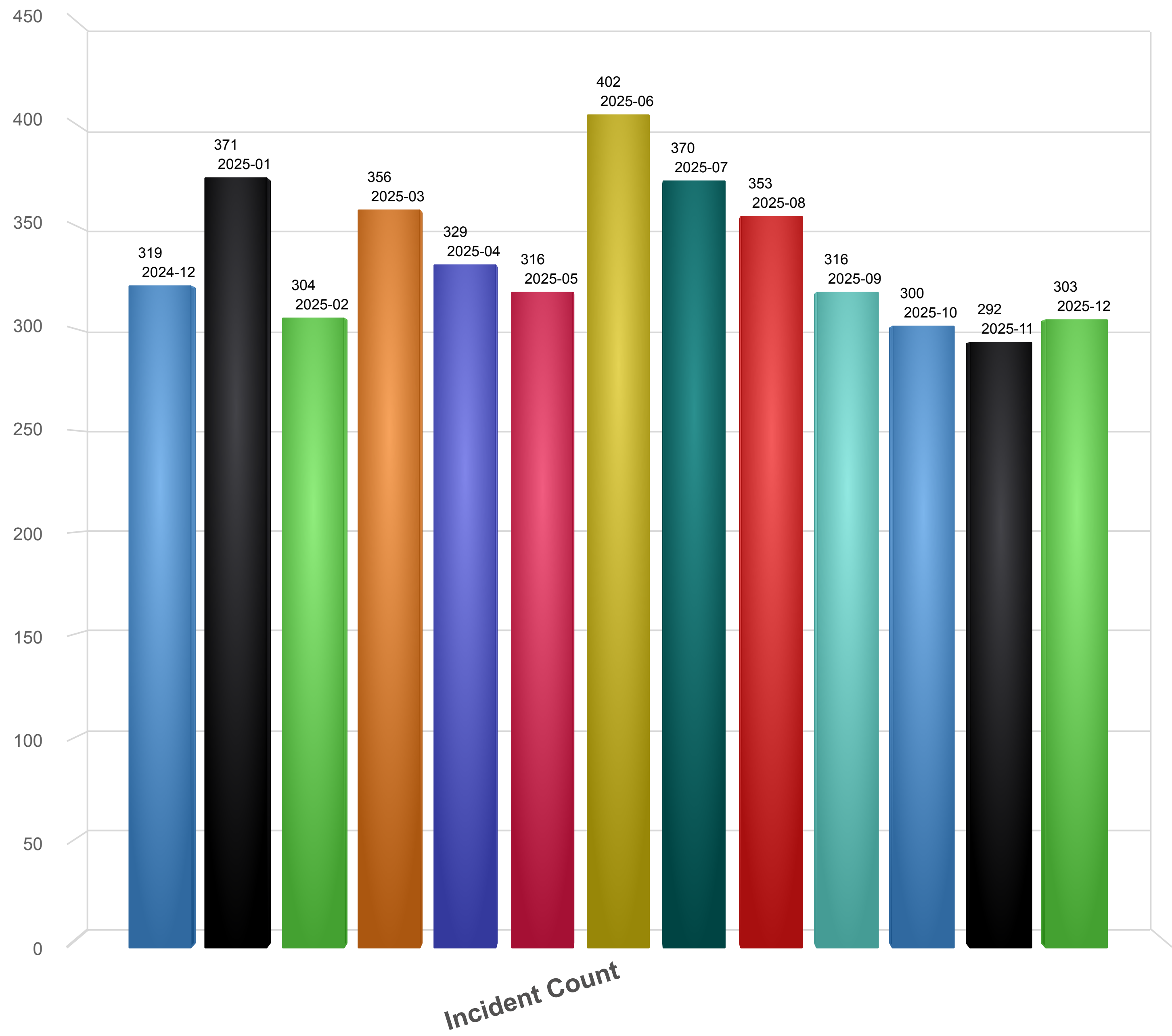
Incident Type	Incidents	Exposures
700 False alarm or false call, other	1	0
710 Malicious, mischievous false call, other	1	0
744 Detector activation, no fire - unintentional	1	0
741 Sprinkler activation, no fire - unintentional	1	0
440 Electrical wiring/equipment problem, other	1	0
531 Smoke or odor removal	1	0
550 Public service assistance, other	1	0
112 Fires in structure other than in a building	1	0
154 Dumpster or other outside trash receptacle fire	1	0
143 Grass fire	1	0
131 Passenger vehicle fire	0	1

	Incidents	Exposures
<b>Total</b>	<b>303</b>	<b>1</b>

# Incidents by Months

## 12/01/2024-12/31/2025

- 2024-12
- 2025-01
- 2025-02
- 2025-03
- 2025-04
- 2025-05
- 2025-06
- 2025-07
- 2025-08
- 2025-09
- 2025-10
- 2025-11
- 2025-12



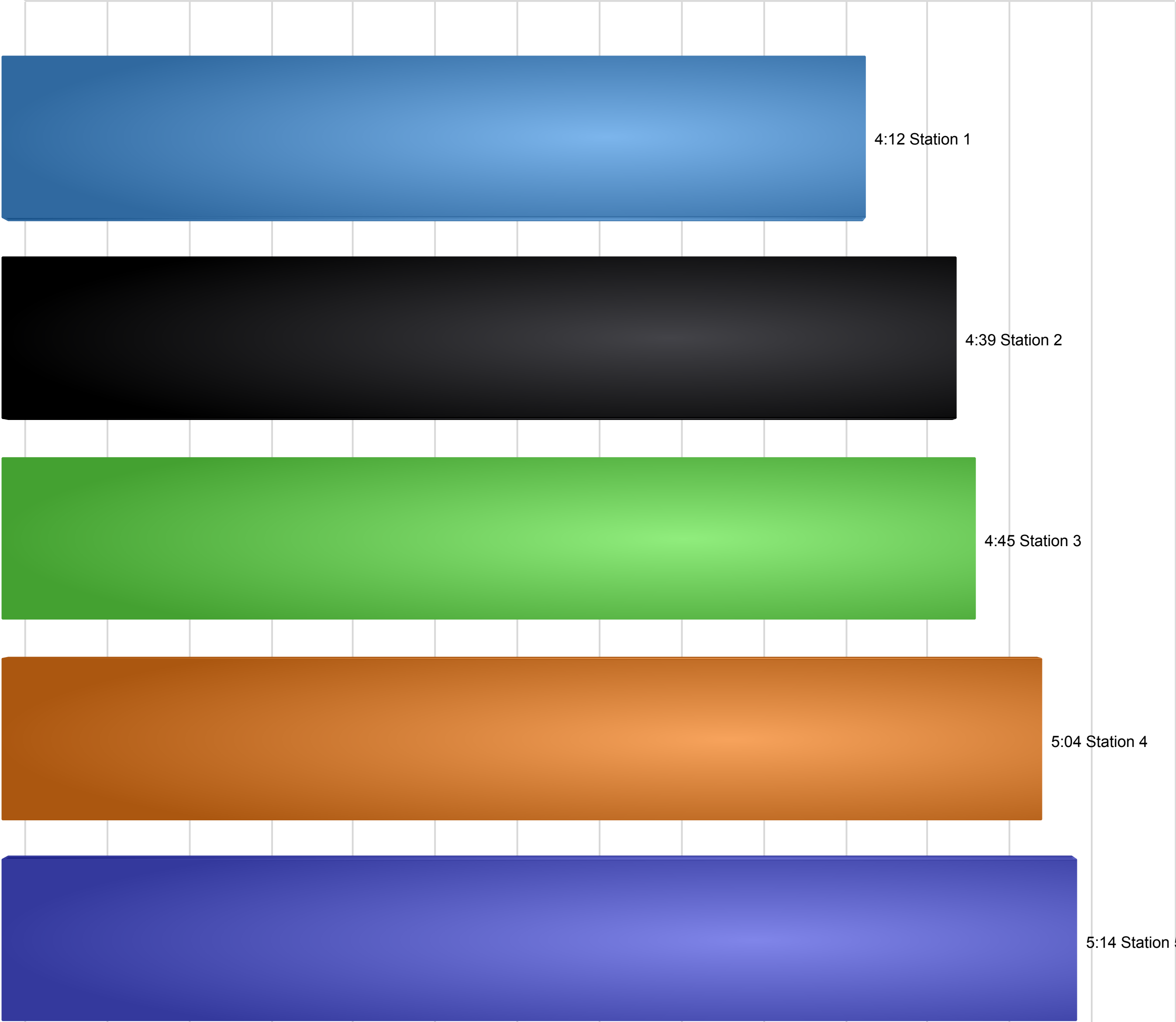
Total of Month: 4,331

- Station 1
- Station 2
- Station 3
- Station 4
- Station 5

# Average Response Time by Station

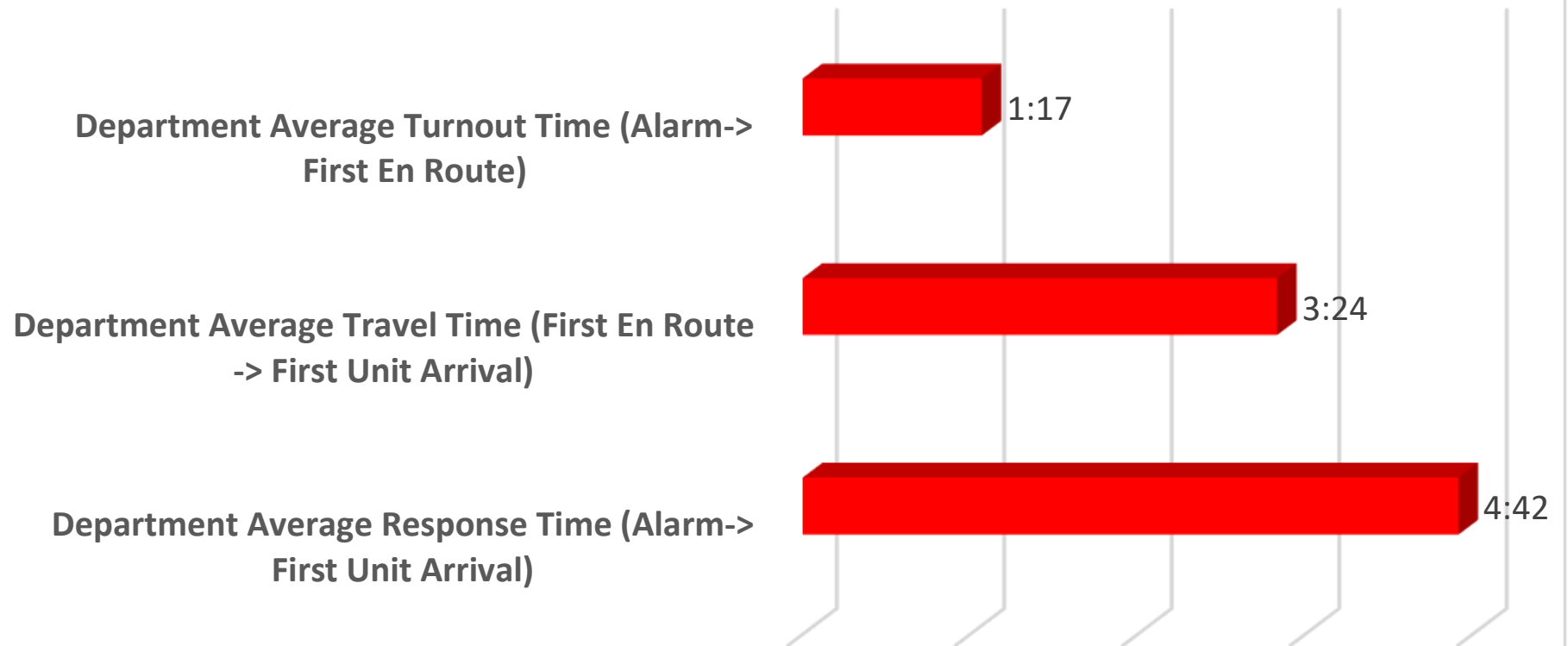
12/01/2024-12/31/2025

Average Response Time



Total of Station: 4:37

## Department Response Times





# Dalton Fire Department

404 School Street, Dalton, GA 30720

Phone: 706-278-7363

## Injuries and Property Loss

(Dates: 12/1/2025 - 12/31/2025 11:59:59 PM)

CODE	DESCRIPTOR	FREQ	FREQ %	EXPs	CIV DTHS	CIV DTHS %	CIV INJS	CIV INJS %	FF DTHS	FF DTHS %	FF INJS	FF INJS %	PROP LOSS	PROP LOSS %	CONT LOSS	CONT LOSS %	TOTAL LOSS	TOTAL LOSS %
111	Building fire	3	1.06%	0	0	0.00%	0	0.00%	0	0.00%	0	0.00%	10,700	2.88%	32,000	98.46%	42,700	10.56%
112	Fires in structure other than in a building	1	0.35%	0	0	0.00%	0	0.00%	0	0.00%	0	0.00%	1,000	0.27%	500	1.54%	1,500	0.37%
113	Cooking fire, confined to container	2	0.71%	0	0	0.00%	0	0.00%	0	0.00%	0	0.00%	0	0.00%	0	0.00%	0	0.00%
131	Passenger vehicle fire	1	0.35%	2	0	0.00%	0	0.00%	0	0.00%	0	0.00%	360,000	96.79%	0	0.00%	360,000	89.01%
132	Road freight or transport vehicle fire	1	0.35%	0	0	0.00%	0	0.00%	0	0.00%	0	0.00%	0	0.00%	0	0.00%	0	0.00%
142	Brush or brush-and-grass mixture fire	1	0.35%	0	0	0.00%	0	0.00%	0	0.00%	0	0.00%	0	0.00%	0	0.00%	0	0.00%
143	Grass fire	1	0.35%	0	0	0.00%	0	0.00%	0	0.00%	0	0.00%	0	0.00%	0	0.00%	0	0.00%
151	Outside rubbish, trash or waste fire	2	0.71%	0	0	0.00%	0	0.00%	0	0.00%	0	0.00%	0	0.00%	0	0.00%	0	0.00%
154	Dumpster or other outside trash receptacle fire	1	0.35%	0	0	0.00%	0	0.00%	0	0.00%	0	0.00%	250	0.07%	0	0.00%	250	0.06%

CODE	DESCRIPTOR	FREQ	FREQ %	EXPs	CIV DTHS	CIV DTHS %	CIV INJS	CIV INJS %	FF DTHS	FF DTHS %	FF INJS	FF INJS %	PROP LOSS	PROP LOSS %	CONT LOSS	CONT LOSS %	TOTAL LOSS	TOTAL LOSS %
311	Medical assist, assist EMS crew	164	58.16%	0	0	0.00%	0	0.00%	0	0.00%	0	0.00%	0	0.00%	0	0.00%	0	0.00%
322	Motor vehicle accident with injuries	9	3.19%	0	0	0.00%	0	0.00%	0	0.00%	0	0.00%	0	0.00%	0	0.00%	0	0.00%
324	Motor vehicle accident with no injuries.	7	2.48%	0	0	0.00%	0	0.00%	0	0.00%	0	0.00%	0	0.00%	0	0.00%	0	0.00%
412	Gas leak (natural gas or LPG)	3	1.06%	0	0	0.00%	0	0.00%	0	0.00%	0	0.00%	0	0.00%	0	0.00%	0	0.00%
424	Carbon monoxide incident	1	0.35%	0	0	0.00%	0	0.00%	0	0.00%	0	0.00%	0	0.00%	0	0.00%	0	0.00%
440	Electrical wiring/equipment problem, other	1	0.35%	0	0	0.00%	0	0.00%	0	0.00%	0	0.00%	0	0.00%	0	0.00%	0	0.00%
444	Power line down	4	1.42%	0	0	0.00%	0	0.00%	0	0.00%	0	0.00%	0	0.00%	0	0.00%	0	0.00%
445	Arcing, shorted electrical equipment	2	0.71%	0	0	0.00%	0	0.00%	0	0.00%	0	0.00%	0	0.00%	0	0.00%	0	0.00%
500	Service Call, other	3	1.06%	0	0	0.00%	0	0.00%	0	0.00%	0	0.00%	0	0.00%	0	0.00%	0	0.00%
531	Smoke or odor removal	1	0.35%	0	0	0.00%	0	0.00%	0	0.00%	0	0.00%	0	0.00%	0	0.00%	0	0.00%
550	Public service assistance, other	1	0.35%	0	0	0.00%	0	0.00%	0	0.00%	0	0.00%	0	0.00%	0	0.00%	0	0.00%
551	Assist police or other governmental agency	2	0.71%	0	0	0.00%	0	0.00%	0	0.00%	0	0.00%	0	0.00%	0	0.00%	0	0.00%



CODE	DESCRIPTOR	FREQ	FREQ %	EXPs	CIV DTHS	CIV DTHS %	CIV INJS	CIV INJS %	FF DTHS	FF DTHS %	FF INJS	FF INJS %	PROP LOSS	PROP LOSS %	CONT LOSS	CONT LOSS %	TOTAL LOSS	TOTAL LOSS %
553	Public service	2	0.71%	0	0	0.00%	0	0.00%	0	0.00%	0	0.00%	0	0.00%	0	0.00%	0	0.00%
561	Unauthorized burning	1	0.35%	0	0	0.00%	0	0.00%	0	0.00%	0	0.00%	0	0.00%	0	0.00%	0	0.00%
611	Dispatched & canceled en route	24	8.51%	0	0	0.00%	0	0.00%	0	0.00%	0	0.00%	0	0.00%	0	0.00%	0	0.00%
622	No incident found on arrival at dispatch address	13	4.61%	0	0	0.00%	0	0.00%	0	0.00%	0	0.00%	0	0.00%	0	0.00%	0	0.00%
631	Authorized controlled burning	0	0.00%	0	0	0.00%	0	0.00%	0	0.00%	0	0.00%	0	0.00%	0	0.00%	0	0.00%
651	Smoke scare, odor of smoke	4	1.42%	0	0	0.00%	0	0.00%	0	0.00%	0	0.00%	0	0.00%	0	0.00%	0	0.00%
700	False alarm or false call, other	1	0.35%	0	0	0.00%	0	0.00%	0	0.00%	0	0.00%	0	0.00%	0	0.00%	0	0.00%
710	Malicious, mischievous false call, other	1	0.35%	0	0	0.00%	0	0.00%	0	0.00%	0	0.00%	0	0.00%	0	0.00%	0	0.00%
733	Smoke detector activation due to malfunction	1	0.35%	0	0	0.00%	0	0.00%	0	0.00%	0	0.00%	0	0.00%	0	0.00%	0	0.00%
735	Alarm system sounded due to malfunction	10	3.55%	0	0	0.00%	0	0.00%	0	0.00%	0	0.00%	0	0.00%	0	0.00%	0	0.00%
741	Sprinkler activation, no fire - unintentional	1	0.35%	0	0	0.00%	0	0.00%	0	0.00%	0	0.00%	0	0.00%	0	0.00%	0	0.00%
743	Smoke detector activation, no fire - unintentional	7	2.48%	0	0	0.00%	0	0.00%	0	0.00%	0	0.00%	0	0.00%	0	0.00%	0	0.00%

CODE	DESCRIPTOR	FREQ	FREQ %	EXPs	CIV DTHS	CIV DTHS %	CIV INJS	CIV INJS %	FF DTHS	FF DTHS %	FF INJS	FF INJS %	PROP LOSS	PROP LOSS %	CONT LOSS	CONT LOSS %	TOTAL LOSS	TOTAL LOSS %
744	Detector activation, no fire - unintentional	1	0.35%	0	0	0.00%	0	0.00%	0	0.00%	0	0.00%	0	0.00%	0	0.00%	0	0.00%
745	Alarm system activation, no fire - unintentional	5	1.77%	0	0	0.00%	0	0.00%	0	0.00%	0	0.00%	0	0.00%	0	0.00%	0	0.00%
<b>Totals</b>		282	100%	2	0	100%	0	100%	0	100%	0	100%	371,950	100%	32,500	100%	404,450	100%
<b>Mutual Aid Given Incidents</b>		22																

# **Training Division Monthly Report**

## **December 2025**

### **Overview**

Departmental training during the month of December included the following: 13 personnel attended a Tactical Emergency Casualty Care (TECC) course hosted by the North Georgia Health District. Company-level training throughout the month focused on area familiarization, community risk reduction, ventilation, building construction, forcible entry, hazardous materials, and technical rescue support. Additional topics were selected by company officers to address specific crew needs and to reinforce operational readiness across the department.

A total of 1,539 training hours were completed during the month, bringing the year-to-date total to 33,262.

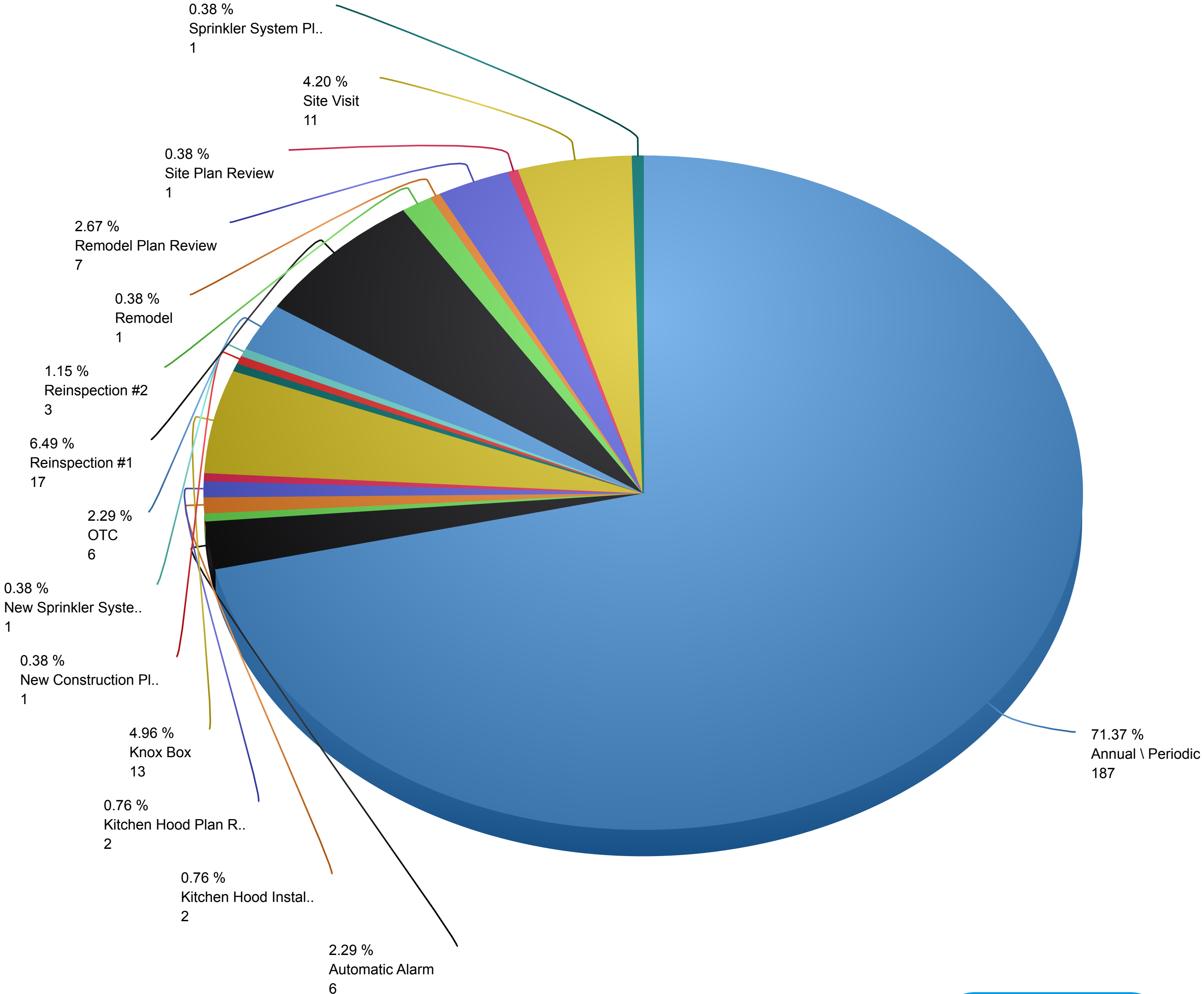
Year-end training compliance reports for all certified personnel were audited and submitted to Georgia Firefighter Standards and Training Council. As a result, all certified firefighters, fire inspectors, and fire investigators are compliant entering 2026, with continuing education efforts totaling more than 6,500 hours during 2025.

### **Outside Schools Attended**

Tactical Emergency Casualty Care (Fort Oglethorpe, GA)

## Inspection Visit History by Inspection Type

**12/01/2025-12/31/2025**



**Total of Inspection Type: 262**

**YEAR-TO-DATE BUDGET REPORT**  
12-31-2025

FOR 2025 12									
ACCOUNTS FOR:	GENERAL FUND - OPERATING	ORIGINAL APPROP	TRANFRS/ADJSTMTS	REVISED BUDGET	YTD EXPENDED	ENC/REQ	AVAILABLE BUDGET	PCT USED	
0010									
350000	511100 WAGES REG	6,800,000	95,900	6,895,900	6,599,871.32	.00	296,028.68	95.7%	
350000	511300 WAGES - OT	524,000	-5,100	518,900	476,426.83	.00	42,473.17	91.8%	
350000	511350 GIFT	0	5,100	5,100	5,090.10	.00	9.90	99.8%	
350000	512100 GROUP INS	1,130,000	3,100	1,133,100	1,133,032.76	.00	67.24	100.0%	
350000	512110 PTST INS	14,500	0	14,500	12,597.50	.00	1,902.50	86.9%	
350000	512200 FICA & MED	566,000	-37,000	529,000	528,560.55	.00	439.45	99.9%	
350000	512401 RETDCP	520,000	0	520,000	510,039.22	.00	9,960.78	98.1%	
350000	512402 RET DBP	858,000	-62,000	796,000	795,040.43	.00	959.57	99.9%	
350000	512403 RET STATE	29,000	0	29,000	28,100.00	.00	900.00	96.9%	
350000	512700 WORKERS CO	114,800	0	114,800	114,800.00	.00	.00	100.0%	
350000	512850 OPEB	199,000	0	199,000	160,342.90	.00	38,657.10	80.6%	
350000	512900 OTHER EMPL	44,200	0	44,200	38,671.58	.00	5,528.42	87.5%	
350000	512915 CLEANING A	50,500	0	50,500	44,597.25	.00	5,902.75	88.3%	
350000	512950 FD CANCER	19,000	-2,455	16,545	16,280.00	.00	265.00	98.4%	
350000	513100 HISTORICAL	-214,000	0	-214,000	.00	.00	-214,000.00	.0%	
350000	521200 P	0	2,455	2,455	2,453.00	.00	2.00	99.9%	
350000	522140 LAWN CARE	5,500	0	5,500	5,152.00	.00	348.00	93.7%	
350000	522210 BUILD R&M	68,000	0	68,000	61,057.71	909.50	6,032.79	91.1%	
350000	522220 EQ REPAIRS	32,000	-2,500	29,500	28,686.61	208.06	605.33	97.9%	
350000	522220 APPA MTN APP	125,000	42,000	167,000	164,134.70	2,788.75	76.55	100.0%	
350000	522320 RENT EQUIP	4,000	0	4,000	3,397.71	.00	602.29	84.9%	
350000	523100 INSURANCE	108,500	-32,000	76,500	67,995.73	.00	8,504.27	88.9%	
350000	523200 COMMUNICAT	37,000	0	37,000	30,791.23	2,587.40	3,621.37	90.2%	
350000	523500 TRAVEL	20,000	-12,000	8,000	7,803.26	.00	196.74	97.5%	
350000	523600 DUES	6,000	0	6,000	4,067.48	128.00	1,804.52	69.9%	
350000	523630 RADIO SUBC	12,000	0	12,000	10,592.70	.00	1,407.30	88.3%	
350000	523640 VEHICLE IM	1,000	0	1,000	700.00	.00	300.00	70.0%	
350000	523700 TRAINING	28,000	-3,600	24,400	23,208.73	1,022.02	169.25	99.3%	
350000	523920 SOFT LIC	22,000	0	22,000	20,070.01	.00	1,929.99	91.2%	
350000	531100 SUP GENERA	25,000	-5,000	20,000	15,459.90	37.92	4,502.18	77.5%	
350000	531110 SUP OFFICE	4,000	0	4,000	1,880.78	323.80	1,795.42	55.1%	
350000	531120 UNIFORMS	150,000	8,600	158,600	151,004.00	5,185.04	2,410.96	98.5%	
350000	531150 SUP GROUND	3,000	0	3,000	56.10	.00	2,943.90	1.9%	
350000	531200 UTILITIES	145,000	0	145,000	140,495.18	.00	4,504.82	96.9%	
350000	531240 BOTTLE GAS	0	4,000	4,000	3,136.80	.00	863.20	78.4%	
350000	531250 OIL	6,000	0	6,000	5,382.29	.00	617.71	89.7%	
350000	531270 GASOLINE	17,000	-1,500	15,500	13,352.91	32.54	2,114.55	86.4%	
350000	531275 DIESEL	63,000	-12,500	50,500	40,662.91	834.50	9,002.59	82.2%	
350000	531300 MEALS FOOD	2,000	0	2,000	1,308.96	29.02	662.02	66.9%	
350000	531600 SMALL EQUI	30,000	-12,500	17,500	16,174.36	.00	1,325.64	92.4%	
350000	531700 OTHER SUPP	15,000	-5,000	10,000	3,261.62	3,944.60	2,793.78	72.1%	
350000	531700 HAZM OTHER SUPP	12,000	0	12,000	10,228.39	1,144.46	627.15	94.8%	
350000	531700 SAFET OTHER SUPP	5,000	0	5,000	4,929.91	23.24	46.85	99.1%	
350000	542500 OTHER EQUI	4,000	0	4,000	3,991.67	.00	8.33	99.8%	
TOTAL GENERAL FUND - OPERATING		11,605,000	-32,000	11,573,000	11,304,887.09	19,198.85	248,914.06	97.8%	
TOTAL EXPENSES		11,605,000	-32,000	11,573,000	11,304,887.09	19,198.85	248,914.06		