PUBLIC SAFETY COMMISSION
TUESDAY, OCTOBER 23, 2018
8:30 AM
DALTON CITY HALL

A G E N D A

Call to Order

Agenda Approval

Personnel Matters

1. Police Department – Promotion Recommendations
   A. Sergeant Jason Bishop
   B. Lieutenant Michael Wilson
   C. MPO Christopher Zimmerman

2. Police Department - New Officer Confirmation
   A. Joshua Bethune

Approval of Minutes

3. September 25, 2018

Alcohol Applications

4. (3) 2018 ALCOHOL APPLICATIONS

Police Department

5. Crime Statistics and Data for September 2018

6. Financial Statistics and Data for September 2018

7. Written Directives

Fire Department

8. Statistical Report for September, 2018

9. Financial Report for September, 2018

10. Revised SOP
    FO-12 Initial assignments for all structure fires and fire alarms
    FO-17 Truck Operations at Working Structure Fires

Adjournment

DALTON POLICE DEPARTMENT
PROMOTION PROFILE SHEET

NAME: **JASON LEE BISHOP**

EDUCATION:

June 1991 Graduate
Rockville High School
Rockville IN

May 2013
Associate of Applied Science
Georgia Northwestern Technical College

WORK:

Dalton Police Department
January 2, 2001 – December 31, 2004
Police Officer – Patrol Division

January 1, 2005 – September 7, 2007
Police Officer 1st Class – Patrol Division

September 8, 2007 – July 5, 2013
Police Officer 1st Class – Criminal Investigations Division

July 6, 2013 – January 16, 2015
Master Police Officer – Criminal Investigations Division

January 17, 2015 – Current
Sergeant – Patrol Division

MILITARY:

November 1988 – July 1994
US Army

COMMENDATIONS:

16 Commendation Awards/Letters
1 Certificate of Appreciation
Employee of the Month October 2011
2011 Innovation in Police Services Award
2014 Commander's Award
Noble Eagle Award 2016

PROMOTION ACTION: Lieutenant

DALTON POLICE DEPARTMENT
PROMOTION PROFILE SHEET

NAME: **MICHAEL PAUL WILSON**

EDUCATION:

June 1987 Graduate
Griffin High School
Griffin GA

June 1992
Bachelor of Science
Georgia Southern University

December 2011
Master of Public Administration
Columbus State University
Columbus GA

WORK:

Dalton Police Department
April 12, 1993 – December 3, 1995
Police Officer – Patrol Division

December 4, 1995 – May 10, 2002
Police Officer – Immigration Task Force

May 11, 2002 – October 11, 2002
Police Officer 1st Class – Immigration Task Force

October 12, 2002 – January 27, 2006
Sergeant – Support Services Division – Training

January 28, 2006 – May 28, 2010
Sergeant – Patrol Division

May 29, 2010 – Current
Lieutenant – Patrol Division

MILITARY: None

COMMENDATIONS:

20 Commendation Awards/Letters
- Award of Academic Excellence January 1997
- Employee of the Month July 2005
- Employee of the Month October 2010
- 2016 Innovation in Police Services Award

PROMOTION ACTION: Captain

DALTON POLICE DEPARTMENT
PROMOTION PROFILE SHEET

NAME:	**CHRISTOPHER LEWIS ZIMMERMAN**
EDUCATION:	June 1991 Graduate Ringgold High School Ringgold GA May 2018 Associate of Science Thomas University Thomasville GA
WORK:	**Dalton Police Department** July 15, 2002 – March 5, 2010 Police Officer – Patrol Division March 6, 2010 – June 15, 2018 Police Officer 1st Class – Patrol Division June 16, 2018 – Current Master Police Officer – Patrol Division
MILITARY:	None
COMMENDATIONS:	11 Commendation Awards/Letters
PROMOTION ACTION:	Sergeant

DALTON POLICE DEPARTMENT
NEW EMPLOYEE PROFILE SHEET

NAME:	**JOSHUA DEVIN BETHUNE**
HOURLY RATE:	$16.18
SEX/AGE:	Male/23
EDUCATION:	May 2013 Graduate Ringgold High School Ringgold GA
WORK:	August 2017 – June 2018 LKQ Pick Your Part Chattanooga TN April 2016 – August 2017 Economy Honda Superstore Chattanooga TN December 2015 – April 2016 Symmetry Financial Group Chattanooga TN July 2014 – June 2015 Mohawk Industries Dalton GA February 2014 – July 2014 Diversified Companies Chattanooga TN
MILITARY:	January 2012 – January 2018 US Army National Guard
MARITAL STATUS:	Married

CITY OF DALTON
PUBLIC SAFETY COMMISSION
MINUTES
SEPTEMBER 25, 2018

The regular meeting for the Public Safety Commission was held today in the Council Chambers of City Hall at 8:30 a.m. Present were Chairman Bill Weaver, Commissioners Terry Mathis, Carlos Calderin, Kenneth Willis, Keith Whitworth, Fire Chief Todd Pangle, Police Chief Cliff Cason, and Attorney Jonathan Bledsoe. City Attorney Jim Bisson and Councilmember Denise Wood were absent.

AGENDA APPROVAL
On the motion of Commissioner Whitworth, second Commissioner Willis, the Public Safety Commission Agenda was approved as presented.

PERSONNEL MATTERS
Police Department – New Officer Confirmation
On the motion of Commissioner Whitworth, second Commissioner Willis, the Commissioners approved David Michael Rayborn as a new Dalton Police Officer. The vote was unanimous in favor.

Police Department – Employee of the Month – August 2018
Police Chief Cliff Cason presented Detective Scott C. Murray with an "Employee of the Month" Certificate for the month of August 2018. Chief Cason stated the selection was based on Detective Murray's proactive action and assistance to his fellow officer's investigation during an assault case on August 16, 2018.

Police Department – Promotion Recommendation
On the motion of Commissioner Mathis, second Commissioner Willis, the Commissioner approved the promotion of Ricky L. Long and Barry D. Woods from Seargeant to Lieutenant. The vote was unanimous in favor.

Fire Department – DEA Recognition
Fire Chief Todd Pangle presented to the Commission a letter of recognition from the Drug Enforcement Administration (DEA) to the Fire Department's Squad I, consisting of Lt. Dan Hudson, Firefighter I Michael Sam's, Firefighter II Justin Rishel, Firefighter III Greg Metcalf and Engineer Andy Brock for their outstanding efforts and assistance while processing a large illicit drug laboratory near Ringgold, Georgia on July 27, 2018.

Fire Department – Commendations
Fire Chief Todd Pangle presented to the Commission commendations to Engineer Brandon Elliott and Battalion Chief Steve Hollingsworth for outstanding performance in providing aid to individuals involved in a motor vehicle accident on Interstate 75, Gordon County on June 30, 2018.

MINUTES
The Commissioners were presented written copies of the regular called meeting minutes of August 28, 2018. On the motion of Commissioner Willis, second Commissioner Whitworth, the minutes were approved. The vote was unanimous in favor.

(3) 2018 ALCOHOL APPLICATIONS
On the motion of Commissioner Whitworth, second Commissioner Willis the following alcohol application was approved. The vote was unanimous in favor.

1. Business Owner: La Esquinita, LLC
   d/b/a: La Esquinita
   Applicant: Mirtha Carranza
   Business Address: 1205 East Morrist St.
   Type: Package Beer
   Disposition: **New**

(3) 2018 ALCOHOL APPLICATIONS ……..Continued

On the motion of Commissioner Willis, second Commissioner Whitworth the following alcohol application was approved. The vote was unanimous in favor.

2. Business Owner: Café Ostro, LLC
   d/b/a: Café Ostro
   Applicant: Aykut Demirhat / Café Ostro
   Business Address: 240 N. Hamilton St.
   Type: Pouring Beer, Package Beer, Pouring Wine, Package Wine
   Disposition: **New**

On the motion of Commissioner Mathis, second Commissioner Willis the following alcohol license addition was approved. The vote was unanimous in favor.

3. Business Owner: RBKG Holdings, LLC
   d/b/a: Stadium BBQ & Grill
   Applicant: RBKG Holdings, LLC
   Business Address: 933 Market St. Suite 14
   Type: Pouring Wine
   Disposition: **License Addition**

FIRE DEPARTMENT

Monthly Statistical Report – August 2018
Fire Chief Todd Pangle presented the August, 2018 Statistical Report to the Commission. Chief Pangle outlined details of the complete report that included the Incident Type Report, Dollar Value Saved & Loss Analysis, NFPA Fire Experience Survey, Incident List by Incident Number, Training Division Monthly Report, Fire Safety Division Monthly Report, Engine Company Pre-Plan Updates, and the Inspection Summary.

On the motion of Commissioner Whitworth, second Commissioner Calderin, the Commissioners approved the August 2018 Statistical Report for the Fire Department. A copy of the report is a part of these minutes. The vote was unanimous in favor.

Monthly Financial Report – August 2018
Fire Chief Todd Pangle presented the Financial Report for the month of August, 2018 to the Commission. Chief Pangle stated the department is around 3% under budget for the month and on track for the year.

On the motion of Commissioner Willis, second Commissioner Whitworth, the Commissioners approved the Financial Report for the Fire Department. A copy of the report is a part of these minutes. The vote was unanimous in favor.

Revised SOP
On the motion of Commissioner Calderin, second Commissioner Willis the following two (2) S.O.P amendments were approved.

1.) FO-14 Mayday Procedures
2.) FO-16 Emergency Evacuation

A copy of each S.O.P and its changes is a part of these minutes. The vote was unanimous in favor.

FIRE DEPARTMENT …..Continued

GoVDeals Seller's Certificates (Informational)
Fire Chief Todd Pangle presented to the Commission for informational purposes various GoVDeals seller's transactions that took place in the month of August for the Fire Department. No motion was needed. A copy of each transaction is a part of these minutes.

POLICE DEPARTMENT

Crime Statistics for August 2018
Police Chief Cliff Cason presented the Crime Statistical Report for the month of August, 2018. Chief Cason gave a written and oral summary of the crime statistics. As noted in the written summary, Chief Cason reported that the rate of Part I Crimes in August increased by 18.7% when compared to the same month in 2017 and year to date Part I crimes are down 4.58% from 2017.

On the motion of Commissioner Calderin, second Commissioner Whitworth, the report was approved. The complete report in its entirety is a part of these minutes. The vote was unanimous in favor.

Financial Statistics for August 2018
Police Chief Cliff Cason presented the Financial Report for all divisions within the Dalton Police Department for the month of August 2018. Chief Cason reported that the department has expended 63% of their 2018 budget and are 3.6% under budget for the year.

On the motion of Commissioner Willis, second Commissioner Whitworth, the Financial report was approved. The complete report in its entirety is a part of these minutes. The vote was unanimous in favor.

Written Directives
On the motion of Commissioner Mathis, second Commissioner Calderin, the Commission adopted the following Written Directives. The directives are a part of these minutes. The vote was unanimous in favor.

A. 2.4 Oath of Office and Code of Ethics
B. 2.9 Table of Organization
C. 2.10 Complaint Review Policy
D. 2.19 Vehicle Assignment
E. 2.22 Accident Review Procedures
F. 3.3 Uniform and Employee Appearance Standards
G. 3.6 Commendation/Achievement and Recognition Program
H. 3.10 Off-Duty/Extra-Duty Employment
I. 4.20 Blood Borne Pathogens and Other Infectious Diseases
J. 4.27 Responding to Suspicious Mail/Biological Threats
K. 7.19 Municipal Court and Municipal Meeting Security

ADJOURNMENT
There being no further business to come before the Commissioners, on the motion of Commissioner Mathis, second Commissioner Whitworth, the meeting was adjourned at approximately 9:58 a.m.

_____
Bill Weaver, Chairman

ATTEST:

_____
Terry Mathis, Secretary

2018 ALCOHOL BEVERAGE APPLICATION

PSC TUESDAY OCTOBER 23, 2018

(3) 2018 ALCOHOL APPLICATIONS

1. Business Owner: El Ranchero Enterprises, LLC
   d/b/a: El Ranchero Mexican Restaurant
   Applicant: Nancy Hernandez
   Business Address: 1523 East Morris St.
   Type: Pouring Beer, Pouring Liquor
   Disposition: **New**

2. Business Owner: SM Shubhu, Inc.
   d/b/a: B.P Food Mart
   Applicant: SM Shubhu Inc.| Sushil Kumar
   Business Address: 2201 Chattanooga Rd.
   Type: Package Beer, Package Wine
   Disposition: **New**

3. Business Owner: Planet of the Grapes, LLC
   d/b/a: Planet of the Grapes Wine Bar, LLC
   Applicant: Planet of the Grapes, LLC | Trent William
   Business Address: 126 W. King St
   Type: Pouring Liquor, Micro-Brewery
   Disposition: **License Addition**

DALTON POLICE DEPARTMENT
PUBLIC SAFETY COMMISSION MEETING
OCTOBER 23, 2018

SUMMARY OF DATA AND CRIME STATISTICS FOR SEPTEMBER 2018

General

There were 106 Part 1 crimes reported in September 2018 versus 88 in September of 2017. In September of 2018 larcenies increased by approximately 21.7% when compared to September of 2017. There were 8 reported aggravated assaults in September 2018. Year to date reports of aggravated assaults are down 26.3%. Year to date Part 1 crimes are down 2.18% from 2017.

DALTON POLICE DEPARTMENT CRIME STATISTICS

	INCIDENTS				CLEARANCES				ARRESTS			
	9/18	9/17	2018 YTD	2017 YTD	9/18	9/17	2018 YTD	2017 YTD	9/18	9/17	2018 YTD	2017 YTD
Part I Offenses												
Homicide	0	0	0	0	0	0	0	0	0	0	0	0
Rape	3	1	8	15	0	0	6	4	0	0	3	2
Robbery	1	0	24	16	0	0	11	13	0	0	11	12
Aggravated Assault	8	3	42	57	3	3	27	53	3	3	23	48
Burglary	3	8	102	101	2	1	26	36	1	1	21	31
Larceny - Theft	84	69	658	660	34	18	242	234	25	12	193	188
Motor Vehicle Theft	7	6	60	65	3	1	21	31	2	1	12	5
Arson	0	1	3	3	0	0	1	0	0	0	1	0
PART I SUBTOTAL	106	88	897	917	42	23	334	371	31	17	264	286

Part 2 Offenses	Total
Warrant Served	79
Controlled Substance Offenses	76
Battery/Assault - Non-aggravated	42
Traffic Offense	38
Public Peach violations	35
Code Violation	33
Forgery/Fraud	32
Obstruction Offenses	27
Trespass of Real Property	26
Destruct/Damage/Vandalize Property	20

Controlled substance offenses increased by approximately 13.6% in September 2018 when compared to August 2018. Calls for service, traffic crashes, and citations all show similar numbers when compared to 2017.

	September 2018	September 2017
Calls for Service	3,399	3,416
Traffic Crashes	125	119
Citations	1,006	1,001

DALTON POLICE DEPARTMENT
PUBLIC SAFETY COMMISSION MEETING
OCTOBER 23, 2018

DALTON POLICE DEPARTMENT CRIME DASHBOARD YTD 2014-2018

September 2018

	2014	2015	2016	2017	2018	TREND
Part I Crimes YTD	1073	1072	1003	917	897	
Homicides	2	1	0	0	0	
Rape	13	18	16	15	8	
Robbery	13	9	18	16	24	
Aggravated Assault	47	47	57	57	42	
Violent Crime Totals	**75**	**75**	**91**	**88**	**74**	
Burglary	150	146	140	101	102	
Larceny-Theft	789	797	727	660	658	
Motor Vehicle Theft	53	54	39	65	60	
Arson	6	0	6	3	3	
Property Crime Totals	**998**	**997**	**912**	**829**	**823**	
Violent Crime Clearance	72%	76%	69%	80%	59%	
Property Crime Clearance	38%	42%	37%	36%	35%	
Part I Arrests	371	394	321	286	264	
Citations	10,044	7,751	10,070	9,073	10,464	
Calls for Service	35,801	31,934	33,743	30,412	31,711	
Traffic Crashes	912	993	1,048	1,056	1,026	

Analysis

In the year to date 2018 there have been 897 Part 1 crimes reported versus 917 in 2017 which shows an approximate decrease of 2.18%. Robberies have increased by approximately 50% with 8 more robberies than 2017. Reported rapes have decreased by approximately 46.7% when compared to 2017 YTD numbers.

There have been 74 violent crimes reported 2018 YTD compared to 88 reported violent crimes YTD 2017. That is a decrease of approximately 15.9%. Year to date property crimes have shown a decrease of approximately .7% when compared to September 2017 YTD statistics.

Based on the statistics from the previous 5 years, both violent crime and property crime numbers are on the low end of the normal range and show no significant deviation.

DALTON POLICE DEPARTMENT
PUBLIC SAFETY COMMISSION MEETING
OCTOBER 23, 2018

DALTON POLICE DEPARTMENT CRIME STATISTICS

	INCIDENTS				CLEARANCES				ARRESTS			
	9/18	9/17	2018 YTD	2017 YTD	9/18	9/17	2018 YTD	2017 YTD	9/18	9/17	2018 YTD	2017 YTD
Part I Offenses												
Homicide	0	0	0	0	0	0	0	0	0	0	0	0
Rape	3	1	8	15	0	0	6	4	0	0	3	2
Robbery	1	0	24	16	0	0	11	13	0	0	11	12
Aggravated Assault	8	3	42	57	3	3	27	53	3	3	23	48
Burglary	3	8	102	101	2	1	26	36	1	1	21	31
Larceny - Theft	84	69	658	660	34	18	242	234	25	12	193	188
Motor Vehicle Theft	7	6	60	65	3	1	21	31	2	1	12	5
Arson	0	1	3	3	0	0	1	0	0	0	1	0
PART I SUBTOTAL	106	88	897	917	42	23	334	371	31	17	264	286
Part II Offenses												
Other Assaults - not agg.	40	38	292	344	32	25	195	260	24	21	155	194
Forgery/Counterfeiting	13	11	86	73	4	12	46	40	2	11	38	37
Fraud	26	32	232	228	4	11	55	82	3	8	38	71
Embezzlement	4	1	18	13	0	0	9	12	0	0	7	11
Stolen Property	1	1	19	16	1	7	12	18	1	7	11	19
Vandalism	17	21	287	298	5	12	80	78	4	10	71	60
Weapons Violations	6	1	39	39	5	3	40	40	5	3	39	40
Commercial Sex	0	0	3	15	0	0	2	15	0	0	2	15
Other Sex Offenses	4	3	45	51	3	2	32	19	3	1	16	10
Drug Sales	7	13	94	122	14	15	145	137	14	14	145	135
Drug Possession	51	33	508	422	63	37	540	412	63	37	538	406
Gambling	0	0	0	0	0	0	0	0	0	0	0	0
Offenses Against Family/Children	4	4	36	79	4	3	25	40	4	3	24	38
Liquor Violations	5	7	78	67	8	6	69	47	8	6	69	46
Drunkenness	10	7	82	75	9	8	81	78	9	8	79	78
Other Disorderly Conduct	23	19	166	315	8	14	64	147	7	13	54	120
Curfew Violations	5	1	48	22	3	0	30	7	3	0	28	6
All Other Offenses	285	267	2561	2502	221	214	1977	1784	216	212	1916	1742
DUI	11	17	126	132	8	16	116	124	8	16	116	123
Human Trafficking	0	0	0	0	0	0	0	0	0	0	0	0
PART II SUBTOTAL	512	476	4720	4813	392	385	3518	3340	374	370	3346	3151
PART I AND II TOTAL	618	564	5617	5730	434	408	3852	3711	405	387	3610	3437

Crashes

	9/18	9/17	2018 YTD	2017 YTD
Public Roadway	125	119	1,026	1,056
911 Calls	3,399	3,416	31,711	30,412

Enforcement

	9/18	9/17	2018 YTD	2017 YTD
Citations	548	571	5,614	[illegible]
Warnings	458	430	4,850	[illegible]
Totals	1,006	1,001	10,464	[illegible]

Row Labels	Sun	Mon	Tue	Wed	Thu	Fri	Sat	Grand Total
Warrant Served	13	9	10	12	12	11	12	79
Traffic Offense	7	5	4	9	6	3	4	38
CODE VIOLATION		3	12	9	8		1	33
Cont Subs, Possess, Marijuana	6	3	5	4	2	3	4	27
Trespass of Real Prop	4	3	2	5	3	5	4	26
Obstructing, Other, Police	2		2	3	4	2	7	20
Battery	5	1		1	2	4	7	20
Cont Subs, Possess, Narc Equip	2	3	4	2	1	2	4	18
All Other Offenses	3	1	2	3		2	4	15
Public Peace, Harassing Comm	1	3	2	3	2	2	2	15
Cont Subs,Possess,Amphetamine	1	1	5	2	2	2	1	14
Public Peace, Disturbing Peace		3	5	1	1	1	2	13
Destruct/Damage/Vandalize Prop	4	1	2		1	4	1	13
DUI Alcohol or Drugs	1	1	1	4	2		2	11
Drunkenness		3		2	2		3	10
Forgery-Counterfeiting-Other		2	1		1	3	2	9
Simple Battery		2	1	1	3		2	9
Assault, Simple	3		1		1	1	2	8
Fraud, Impersonation			4	1		2		7
Cont Subs, Other			1	2	1		2	6
Juvenile Runaway	1		1	2			2	6
Disorderly Conduct	1		1		3	1		6
Curfew or Loitering	2						3	5
Obstructing, False Report	1	1		1	1	1		5
Liquor - Other		1	1			1	1	4
Vagrancy		1			2	1		4
Cont Subs,Sale/Mfg,Amphetamine			1	2		1		4
Forgery - Checks			1	1		2		4
Fraud, Credit Card or ATM		1		1		1	1	4
Cont Subs, Possess, Synthetic	1			2			1	4
Juvenile Problem		2	1					3
ELDER ABUSE				1	1	1		3
Damage - Private Property		1	1				1	3
Embezzlement-Business Property		1				2		3
Affray		2				1		3
Family, Cruel Toward Children	1					1	1	3
Sex - Child Molestation					1	1		2
Weapons Offense				1	1			2
Animal Problem			1		1			2
Criminal Damage to Property 1s	1					1		2
Cont Subs, Sale/Mfg, Marijuana						1	1	2
Weapon - Firing	1					1		2
Sex Assault - Other Offense			1		1			2
Fraud/Swindle/Confidence Game			2					2
Assault, Intimidation	2							2
Littering or Pollution Problem				1			1	2

Weapon - Other - Possess			1	1				2
Loitering				1	1			2
Fraud - Other		1	1					2
Impersonation				1				1
Pornogrphy or Obscene Material			1					1
Peeping Tom		1						1
Public Peace, Other			1					1
Damage - Business Property						1		1
Receive or Possess Stolen Prop			1					1
Traffic Accident, Prop Damage				1				1
Obstructing, Other, Justice					1			1
Trafficking of Controlled subs						1		1
Liquor - Possess				1				1
Child Abuse or Neglect							1	1
Embezzlement - Other				1				1
Obstructing, Court Order						1		1
Stalking		1						1
Citizen Dispute		1						1
Tobacco Problem				1				1
Prop Damage, Not Vandalism			1					1
Grand Total	**63**	**58**	**81**	**83**	**67**	**67**	**79**	**498**

DALTON POLICE DEPARTMENT
PUBLIC SAFETY COMMISSION MEETING
OCTOBER 23, 2018

Summary of Significant Events for September 2018

During the month of September 2018 there were no identified crime series in the city. There was one robbery reported during this time frame. The complainant advised that his vehicle was struck by another vehicle and then robbed by the passenger. There were eight aggravated assaults reported. All but one of the reported aggravated assaults were domestic related. There were three reported burglaries, one which was administratively closed and two that are currently active.

18-006031 Rape/Aggravated Assault 416 Vann Cir
The complainant reported being assaulted and raped by her estranged husband at his residence. He was gone on arrival. CID responded to the scene. The case is currently active.

18-006053 Death Investigation 1934 Heartstone Pl
Officers responded to a call for medical assistance. A 31 year old female was not breathing and had no pulse. Officers performed CPR until EMS arrived to assist. The female was pronounced deceased at the hospital. CID responded to assist with the case. There was no evidence of foul play at the scene. The cause of death is not known at the time of the report. The case is currently active.

18-006061 Motor Vehicle Theft 1694 Red Oak Dr
The complainant reported that her father took her car the previous day and had not returned it. The father did return the vehicle before the end of this shift and the victim wished to not pursue charges.

18-006073 Burglary 2315 Sir Lancelot Pl
The complainant reported a burglary of his apartment at 2315 Sir Lancelot Pl; 102. He claimed that $500 was taken from a bag that was hidden in the bedroom. The bag still contained thousands of dollars after the burglary.

18-006107 Recovered Stolen Vehicle/Drugs 403 11th Ave
The stolen Honda CBR from case 18-004309 was recovered at a garage at 403 11th Ave. During the investigation, a search warrant was written for the building. One subject was arrested during the investigation for a county warrant and possession of marijuana. After investigation, warrants were obtained for the subject who is suspected of stealing the motorcycle.

18-006112 Entering Auto 2125 E Walnut Ave
The complainant reported someone entered her unlocked vehicle while it was parked at Harbor Freight Tools and stole her Oxycodone, some CDs, and some cigarettes.

18-006164 Sexual Assault 1116 Roan St
The complainant reported that in February, a white BMW began following her in the area of Roan Street School while she was running. The vehicle was able to block her path and a Hispanic male in his twenties exited the car, attacked her, and sexually assaulted her. The case is currently active.

18-006191 Entering Auto 1116 Willowdale Rd
The complainant advised he observed a male subject that he knew going through his vehicle in the parking lot of the hotel. The complainant advised he confronted the suspect and was hit in the face by him. The complainant advised a cellphone was stolen from the truck. The case is currently active.

18-006206 Child abuse 1103 Helton St
An employee with DFACS contacted the Dalton Police Department in reference to a three month old child with severe injuries. The child was brought to the Hamilton Medical Center by his mother. The hospital transferred him to Atlanta Hospital. Once there, they contacted their local DFACS office due to the baby having severe head trauma. Once this information was obtained CID was contacted and took over the investigation. This case is currently active.

18-006212 Sex Offense 1030 Willowdale Rd
The complainant was at Hamilton Medical Center and reported that she had been sexually assaulted. CID was contacted and continued the investigation. This case is currently active.

18-006227 Aggravated Assault 815 Shugart Rd
The complainant advised that he was given a ride from the Guest Inn to Walmart on Shugart Rd. Upon arrival at Walmart, the subjects he got a ride from kept $20 from him and displayed a knife and/or firearm during an altercation concerning the money. The subjects left in a silver or gray passenger car. The vehicle was not located at the Guest Inn and surveillance video will be sought from Walmart as soon as it's available. This case is currently active.

18-006242 Burglary 1013 N Hamilton St
The complainant reported discovering a broken window on the back door of one of his rental properties. He was unable to get in touch with the renter, however it appeared someone had been inside and gone through some drawers. It is unknown at this time if anything was taken.

18-006277 Entering Auto 1520 W Walnut Ave
The complainant reported the theft of $500 from his vehicle that was parked behind O'Charley's. An older white male subject on a bicycle was seen acting suspicious in the area prior to the theft.

18-006299 Entering Auto 1300 E Morris St
The complainant reported that a vehicle he left at mechanic's shop on E. Morris St had been stolen. The mechanic advised that he had parked the vehicle beside Jax's Liquor with the keys in it. It was later discovered that the vehicle had already been recovered as an abandoned vehicle in case 18-006167.

18-006337 Disturbance 513 McAfee St
A female subject caused a disturbance while attempting to retrieve some mail at her mother's home. When the officer arrived she became belligerent and attempted to hit the officer. She was taken into custody for obstruction.

18-006363 Drugs 609 S Thornton Ave
Officers received information about possible drug activity at room 215 of the Budgetel. Contact was made with two subjects. A small amount of marijuana was observed on a table and the odor of marijuana was detected. Officers secured the room for a search warrant at which point one subject fled on foot. He was located by

WCSO deputy around Willie's, tased, and taken into custody. The female then decided to flee back into the room and then try to flee with two bags. Nine ounces of marijuana packaged in 1oz bags, scales, and almost $500 cash were located in one of the bags.

18-006372 Aggravated Assault 1312 Winton Dr
The complainant reported a disorder with his roommate. During the disorder the roommate had a knife. After interviewing both parties in reference to the disorder, the roommate was arrested for aggravated assault.

18-006436 Motor Vehicle Theft 230 Brickyard Rd
The complainant advised he drove with a friend to the probation office. The friend then took the vehicle without permission while the complainant was attending a class there. The vehicle was located and the friend was arrested for theft by taking.

18-006453 Domestic 1116 Willowdale Rd Nw
Officers responded to the Stay Lodge in reference to a disturbance at room 407. Entry was forced into the room and contact was made with an unclothed female who was behaving extremely erratic. Officers attempted to de-escalate the encounter; however the female was uncooperative and would not listen to any instructions provided by the officers. Officers went hands-on and restrained the female until EMS was able to arrive and administer a sedative to allow for transport to Hamilton Medical Center for further evaluation.

18-006477 Entering Auto GA3/Cross Plains Tr.
While investigating another case it was found that the arrestee also broke into a vehicle which was disabled on the side of the roadway and removed items from the vehicle.

18-006505 Entering Auto 437 4th Ave
The caller reports that $978 dollars was stolen out of an envelope inside the vehicle. There was no forced entry and there was additional money that was not taken. The money also belonged to his employer.

18-006519 Burglary 620 Lafayette St
The brother of the deceased resident called to report a burglary. Officers found that the rear door had been forced open at some point. There was a shoe print on the door that was photographed. Numerous electronics were reported missing.

18-006513 Drugs 1507 N Tibbs Rd, 144
While patrolling the hotel officers observed a suspicious male enter room 144. Officers made contact with the subjects in the room. Consent was gained and a search of the room was conducted. Numerous drugs and drug paraphernalia was located along with over $1,400 that cash no one would claim. All four subjects were arrested.

18-006539 Stolen Vehicle 700 Autumn Ct
The complainant reported that his motorcycle was stolen during the evening. The vehicle is a 2018 Kawasaki EX400. This case is currently active.

18-006578 Aggravated Assault 615 Peachtree St
Officers responded to 615 Peachtree in reference to a disturbance. Upon further investigation, it was learned that a male subject had threatened to kill the other residents while yielding a large knife. The suspect stabbed

the knife into the walls and door. He was arrested and transported to WCSO, where he was charged with aggravated assault, drug related objects, and criminal trespass.

18-006716 Aggravated Assault 2200 Chattanooga Rd
Officers responded to this location in reference to a domestic in progress. Officers arrived on scene and began to investigate the incident. During the investigation officers viewed video evidence which showed the arrestee breaking a vehicle's glass with a crowbar and then striking his girlfriend in the head after she tried to run away.

18-006718 Aggravated Assault 409 E Hawthorne St; 13
The complainants, who are brother and sister, alleged that the sister's ex-boyfriend attempted to strangle her. The suspect then pulled a knife and tried to stab the brother but he was able to take the knife away. The complainants then advised that the ex-boyfriend went inside and got a gun. The complainants fled and went to East Ridge before calling the police to report the incident.

18-006720 Entering Auto 818 J & J Dr
The complainant found that his Jeep had been entered over night while he was inside working. Nothing was located missing but items had been gone through.

18-006732 Robbery 230 Brickyard Rd
The complainant advised that he was driving east in the area of 230 Brickyard Rd when a grey older minivan struck his vehicle from behind. He pulled over to check for damage when the passenger of the other vehicle exited the vehicle. The subject pulled out a dark colored pistol and demanded the keys to the vehicle and his wallet. The subjects then fled the scene. The complainant described the male as a white male in his mid-twenties. He had brown curly hair to his shoulders. This case is currently active.

DALTON POLICE DEPARTMENT
PUBLIC SAFETY COMMISSION MEETING
OCTOBER 23, 2018

September 2018 Crash Statistics

In September 2018 there were 125 non-private property crashes reported; a slight increase from the previous month. Total YTD crashes are down by approximately 2.8%. There were two serious injuries reported in September 2018. Rear end crashes were the most prevalent during August 2018. Following too closely continues to be the leading contributing factor in crashes, "Following Too Close" was the top contributing factor for injury crashes at 45.8%. Walnut Ave and Glenwood Ave were the roadways where the majority of the crashes occurred. In September 2018 approximately 30% of all crashes in the city occurred on Walnut Ave. In September 2018, Walnut Ave also had the most injury crashes.

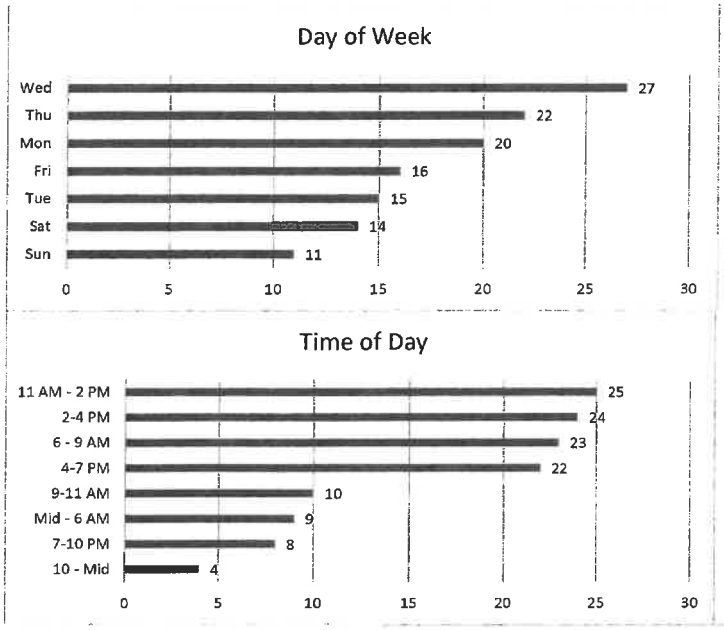

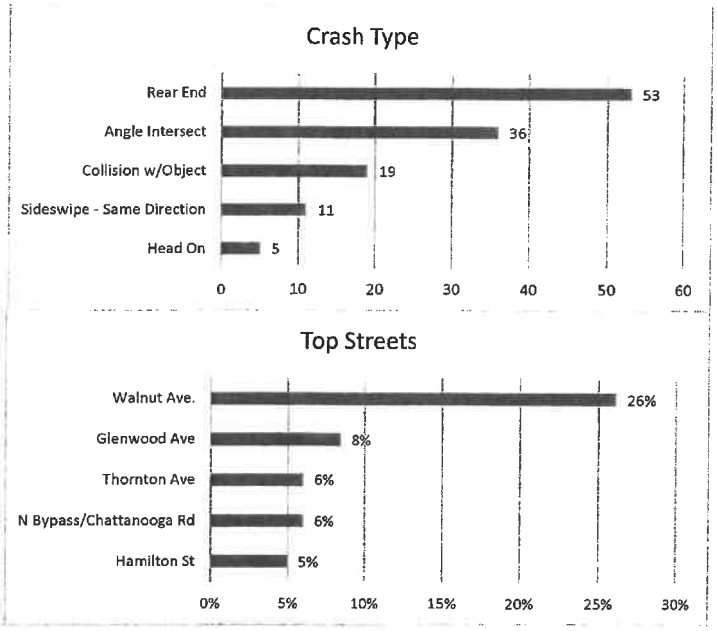

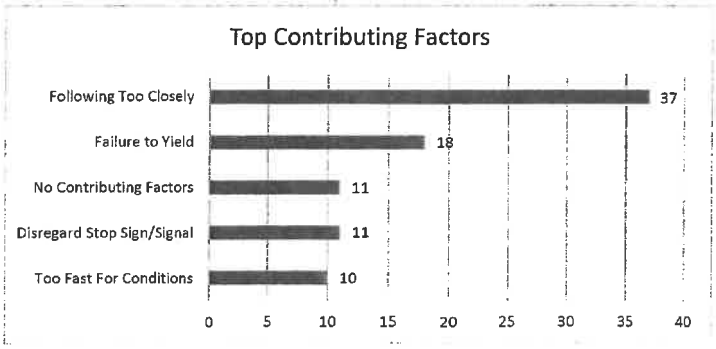

125 Crashes Reported in September 2018

- There were 6 more crashes in September 2018 than in August 2018.
  - 29 Crashes reported in which injuries occurred.
  - That is one injury crash for every 4.3 crashes reported.
  - Multiple injuries were reported in 12 crashes.

- Total Injuries Reported
  - 48 injuries were reported.
  - 2 serious injuries were reported.

Top 5 Streets

- Walnut Avenue
  - 32 Total Crashes
  - 25.60 % of Total Crashes
  - 29.17 % of Injuries Reported (14 Injuries Reported on the Roadway)

- Glenwood Ave
  - 10 Total Crashes
  - 8.00 % of Total Crashes
  - 10.42 % of Injuries Reported (5 Injury Reported on this Roadway)

- N Bypass/Chattanooga Rd
  - 7 Total Crashes
  - 5.60 % of Total Crashes
  - 6.25 % of Injuries Reported (3 Reported Injuries on the Roadway)

- Thornton Ave
  - 7 Total Crashes
  - 5.60 % of Total Crashes
  - 2.08 % of Injuries Reported (1 Reported Injury on the Roadway)

- Hamilton St
  - 6 Total Crashes
  - 4.80 % of Total Crashes
  - 8.33 % of Injuries Reported (4 Reported Injuries on the Roadway)

Crashes Involving DUI

- 6 Reported Crashes involving DUI

Crashes Involving Speed

- 11 Reported Crashes involving Speed (Includes Too Fast for Conditions)

Crashes Involving Distracted or Inattentive Driver

- 16 Crashes Reported with Distracted or Inattentive Driver

Crashes Involving Drivers Following One Another Too Closely

- 37 Crashes Reported involving Following Too Closely

Crashes by Type

- Rear End 53 / 42.40%
- Angle Crash 36 / 28.80%
- Non-Vehicle 19 / 15.20%
- Sideswipe – Same Direction 11 / 8.80%
- Head On 5 / 4.00%

Days of the Week

- 20 crashes occurred on Mondays
- 15 crashes occurred on Tuesdays
- 27 crashes occurred on Wednesdays
- 22 crashes occurred on Thursdays
- 16 crashes occurred on Fridays
- 14 crashes occurred on Saturdays
- 11 crashes occurred on Sundays

Time of Day

- 0000- 0559-9
- 0600-0859-23
- 0900-1059-10
- 1100-1359-25
- 1400-1559-24
- 1600-1859-22
- 1900-2159-8
- 2200-2359-4

Top Contributing Factors

- Following Too Closely: 37 (29.60 % of all crashes)
- Failure to Yield: 18 (14.40 % of all crashes)
- No Contributing Factors: 11 (8.80 % of all crashes)
- Disregard Stop Sign/Signal: 11 (8.80 % of all crashes)
- Too Fast for Conditions: 10 (8.00 % of all crashes)

Based on the crash data from August 2018, Selective Enforcement Details were conducted in the following areas in September 2018:

- **Thornton Ave**
- **Glenwood Ave**
- **Walnut Ave**

There were 7 total Enforcement Details conducted in September 2018, resulting in 108 total violations being identified.

Comparing the crash data compiled and the enforcement activities conducted for the month of September 2018, details will be conducted in October 2018 in the following areas:

- **Walnut Ave**
- **Glenwood Ave**
- **N Bypass/Chattanooga Rd**

DALTON POLICE DEPARTMENT

PUBLIC SAFETY COMMISION MEETING

October 23, 2018

SUMMARY OF THE FINANCIAL STATISTICS FOR SEPTEMEBER 2018

The police department budget is on track for FY 2018, and at the time of this report we have expended approximately 70.1% of our 2018 budget. We are currently 4.8% under budget for the year.

At this time, we believe sufficient funds are available within our existing budget to cover our operating cost for the remainder of the year.

FOR 2018 99

0010 GENERAL FUND - OPERATING

141501 PD ADMINISTRATION

	ORIGINAL APPROP	TRANFRS/ ADJSTMTS	REVISED BUDGET	YTD EXPENDED	ENCUMBRANCES	AVAILABLE BUDGET	PCT USED
141501 000010 SALARIES-REGULAR	453,180	-10,280	442,900	310,890.95	.00	132,009.05	70.2%
141501 000010 15015 SALARIES-REGULA	0	280	280	.00	.00	280.00	.0%
141501 000011 SALARIES OVERTIME	2,600	-100	2,500	575.59	.00	1,924.41	23.0%
141501 000011 15015 SALARIES OVERTI	0	200	200	.00	.00	200.00	.0%
141501 000016 SALARY - BONUS	1,800	0	1,800	.00	.00	1,800.00	.0%
141501 000017 RAISE POOL - GROSS	149,700	-149,700	0	.00	.00	.00	.0%
141501 000020 FICA	34,870	-1,100	33,770	23,369.28	.00	10,400.72	69.2%
141501 000020 15015 FICA	0	150	150	.00	.00	150.00	.0%
141501 000030 PENSION	6,370	0	6,370	4,770.37	.00	1,599.63	74.9%
141501 000030 15015 PENSION- DC PLA	0	200	200	.00	.00	200.00	.0%
141501 000032 PENSION - DB PLAN	159,285	-35,700	123,585	104,901.22	.00	18,683.78	84.9%
141501 000032 15015 PENSION - DB PL	0	500	500	.00	.00	500.00	.0%
141501 000040 HOSPITALIZATION INSU	62,000	-2,800	59,200	41,131.26	.00	18,068.74	69.5%
141501 000040 15015 HOSPITALIZATION	0	800	800	.00	.00	800.00	.0%
141501 000045 EE LIFE & DISABILITY	2,545	100	2,645	1,910.63	.00	734.37	72.2%
141501 000046 RAISE POOL - BENEFIT	42,760	-42,760	0	.00	.00	.00	.0%
141501 000050 GENERAL INSURANCE	100,490	-495	99,995	99,316.00	.00	679.00	99.3%
141501 000060 WORKER COMPENSATION	1,460	0	1,460	1,460.00	.00	.00	100.0%
141501 000080 OFFICE EQUIPMENT REP	5,000	0	5,000	511.35	.00	4,488.65	10.2%
141501 000110 TELEPHONE	45,000	0	45,000	29,282.38	.00	15,717.62	65.1%
141501 000120 TRAINING EXPENSES	15,450	0	15,450	8,561.66	180.00	6,708.34	56.6%
141501 000130 VEHICLE EXPENSES	1,000	0	1,000	425.32	69.98	504.70	49.5%
141501 000140 COPIER RENTAL/SUPPLI	9,000	0	9,000	5,620.20	.00	3,379.80	62.4%
141501 000150 PRINTING	4,000	0	4,000	2,716.90	39.50	1,243.60	68.9%
141501 000150 15074 PRINTING	500	0	500	186.12	.00	313.88	37.2%
141501 000160 POSTAGE	3,000	0	3,000	2,299.64	.00	700.36	76.7%
141501 000360 LEGAL FEES	25,000	5,000	30,000	27,620.00	.00	2,380.00	92.1%
141501 000410 GAS & OIL	0	2,000	2,000	2,344.42	.00	-344.42	117.2%
141501 000430 COMMUNICATION EQUIP	2,000	-2,000	0	.00	.00	.00	.0%
141501 000440 SUPPLIES	800	0	800	159.95	.00	640.05	20.0%
141501 000450 CLEANING ALLOWANCE	1,200	0	1,200	655.10	49.75	495.15	58.7%
141501 000455 CLOTHING ALLOWANCE	2,400	0	2,400	900.00	.00	1,500.00	37.5%
141501 001010 OFFICE SUPPLIES	1,500	0	1,500	837.77	115.84	546.39	63.6%
141501 001030 COMPUTER SOFTWARE MA	133,375	0	133,375	101,206.23	1,346.90	30,821.87	76.9%
141501 001300 MEALS	2,000	0	2,000	62.94	.00	1,937.06	3.1%
141501 001410 DUES/FEES/SUBSCRIPTI	4,885	0	4,885	1,998.17	.00	2,886.83	40.9%
141501 001665 RADIO SUBSCRIBER FEE	25,565	0	25,565	21,561.60	.00	4,003.40	84.3%

FOR 2018 99

	ORIGINAL APPROP	TRANFRS/ ADJSTMTS	REVISED BUDGET	YTD EXPENDED	ENCUMBRANCES	AVAILABLE BUDGET	PCT USED
141501 001990 MISCELLANEOUS	2,000	0	2,000	1,101.57	.00	898.43	55.1%
141501 003226 CUSTODY OF PRISIONER	85,000	48,000	133,000	82,949.69	.00	50,050.31	62.4%
141501 039980 CAPITAL OUTLAY < $50	760	0	760	760.00	.00	.00	100.0%
141501 575000 FRAUDULENT CHARGES	0	0	0	113.48	.00	-113.48	100.0%
TOTAL PD ADMINISTRATION	1,386,495	-187,705	1,198,790	880,199.79	1,801.97	316,788.24	73.6%

FOR 2018 99

	ORIGINAL APPROP	TRANFRS/ ADJSTMTS	REVISED BUDGET	YTD EXPENDED	ENCUMBRANCES	AVAILABLE BUDGET	PCT USED
141503 PD PATROL							
141503 000010 SALARIES-REGULAR	3,098,470	-15,200	3,083,270	2,100,916.58	.00	982,353.42	68.1%
141503 000010 15015 SALARIES-REGULA	0	22,200	22,200	7,339.85	.00	14,860.15	33.1%
141503 000011 SALARIES OVERTIME	65,415	34,900	100,315	67,769.60	.00	32,545.40	67.6%
141503 000011 15015 SALARIES OVERTI	0	2,600	2,600	1,052.20	.00	1,547.80	40.5%
141503 000019 REIMB - CDBG	-25,000	0	-25,000	-11,708.32	.00	-13,291.68	46.8%
141503 000020 FICA	242,040	5,040	247,080	164,887.59	.00	82,192.41	66.7%
141503 000020 15015 FICA	0	2,600	2,600	613.47	.00	1,986.53	23.6%
141503 000030 PENSION	129,685	2,860	132,545	73,100.76	.00	59,444.24	55.2%
141503 000030 15015 PENSION- DC PLA	0	1,000	1,000	281.28	.00	718.72	28.1%
141503 000032 PENSION - DB PLAN	286,040	4,500	290,540	225,527.93	.00	65,012.07	77.6%
141503 000032 15015 PENSION - DB PL	0	4,000	4,000	937.44	.00	3,062.56	23.4%
141503 000040 HOSPITALIZATION INSU	401,900	-5,000	396,900	288,397.97	.00	108,502.03	72.7%
141503 000040 15015 HOSPITALIZATION	0	5,000	5,000	1,015.52	.00	3,984.48	20.3%
141503 000045 EE LIFE & DISABILITY	17,745	550	18,295	11,748.41	.00	6,546.59	64.2%
141503 000060 WORKER COMPENSATION	49,570	0	49,570	49,570.00	.00	.00	100.0%
141503 000120 TRAINING EXPENSES	86,500	1,500	88,000	58,445.18	826.80	28,728.02	67.4%
141503 000120 15074 TRAINING EXPENS	0	6,500	6,500	4,619.02	.00	1,880.98	71.1%
141503 000130 VEHICLE EXPENSES	105,500	0	105,500	62,519.88	740.29	42,239.83	60.0%
141503 000130 15074 VEHICLE EXPENSE	0	500	500	161.25	.00	338.75	32.3%
141503 000400 EQUIPMENT MAINT & RE	10,500	0	10,500	4,172.88	583.91	5,743.21	45.3%
141503 000410 GAS & OIL	138,500	0	138,500	95,223.40	.00	43,276.60	68.8%
141503 000440 SUPPLIES	5,500	0	5,500	3,812.66	17.27	1,670.07	69.6%
141503 000450 CLEANING ALLOWANCE	10,000	0	10,000	5,307.50	635.50	4,057.00	59.4%
141503 000460 UNIFORMS	54,500	0	54,500	45,063.30	2,585.06	6,851.64	87.4%
141503 001010 OFFICE SUPPLIES	3,000	0	3,000	776.78	.00	2,223.22	25.9%
141503 001300 MEALS	2,000	0	2,000	12.28	.00	1,987.72	.6%
141503 001300 15074 MEALS	5,000	0	5,000	3,663.60	.00	1,336.40	73.3%
141503 001410 DUES/FEES/SUBSCRIPTI	3,360	0	3,360	1,575.00	.00	1,785.00	46.9%
141503 001660 COMMUNICATION EQUIP	2,500	0	2,500	.00	.00	2,500.00	.0%
141503 001990 MISCELLANEOUS	5,000	-2,000	3,000	596.83	.00	2,403.17	19.9%
141503 039980 CAPITAL OUTLAY < $50	25,740	0	25,740	14,882.38	1,640.00	9,217.62	64.2%
141503 039990 CAPITAL OUTLAY	6,200	0	6,200	.00	4,229.49	1,970.51	68.2%
141503 039990 15074 CAPITAL OUTLAY	0	7,500	7,500	6,000.00	.00	1,500.00	80.0%
TOTAL PD PATROL	4,729,665	79,050	4,808,715	3,288,282.22	11,258.32	1,509,174.46	68.6%

FOR 2018 99

	ORIGINAL APPROP	TRANFRS/ ADJSTMTS	REVISED BUDGET	YTD EXPENDED	ENCUMBRANCES	AVAILABLE BUDGET	PCT USED
141504 PD CRIMINAL INVESTIGATION DIV							
141504 000010 SALARIES-REGULAR	757,840	17,730	775,570	563,853.91	.00	211,716.09	72.7%
141504 000010 15015 SALARY-REGULAR	0	5,000	5,000	4,818.80	.00	181.20	96.4%
141504 000011 SALARIES OVERTIME	31,500	400	31,900	17,773.79	.00	14,126.21	55.7%
141504 000011 15015 SALARIES OVERTI	0	600	600	344.98	.00	255.02	57.5%
141504 000020 FICA	60,380	1,090	61,470	43,888.77	.00	17,581.23	71.4%
141504 000020 15015 FICA	0	700	700	366.86	.00	333.14	52.4%
141504 000030 PENSION	10,075	100	10,175	7,980.57	.00	2,194.43	78.4%
141504 000030 15015 PENSION- DC PLA	0	200	200	86.59	.00	113.41	43.3%
141504 000032 PENSION - DB PLAN	287,280	5,330	292,610	229,405.08	.00	63,204.92	78.4%
141504 000032 15015 PENSION - DB PL	0	3,200	3,200	1,725.12	.00	1,474.88	53.9%
141504 000040 HOSPITALIZATION INSU	104,000	-1,500	102,500	79,319.46	.00	23,180.54	77.4%
141504 000040 15015 HOSPITALIZATION	0	1,500	1,500	669.16	.00	830.84	44.6%
141504 000045 EE LIFE & DISABILITY	4,425	135	4,560	3,068.69	.00	1,491.31	67.3%
141504 000060 WORKER COMPENSATION	9,475	0	9,475	9,475.00	.00	.00	100.0%
141504 000120 TRAINING EXPENSES	42,390	-1,500	40,890	27,524.27	451.00	12,914.73	68.4%
141504 000130 VEHICLE EXPENSES	5,500	0	5,500	2,939.69	.00	2,560.31	53.4%
141504 000400 EQUIPMENT MAINT & RE	1,500	0	1,500	582.76	.00	917.24	38.9%
141504 000410 GAS & OIL	15,000	0	15,000	8,880.32	.00	6,119.68	59.2%
141504 000440 SUPPLIES	3,000	0	3,000	882.89	.00	2,117.11	29.4%
141504 000450 CLEANING ALLOWANCE	4,000	0	4,000	1,605.75	193.50	2,200.75	45.0%
141504 000455 CLOTHING ALLOWANCE	8,400	0	8,400	4,200.00	.00	4,200.00	50.0%
141504 001010 OFFICE SUPPLIES	4,000	-500	3,500	1,553.39	349.34	1,597.27	54.4%
141504 001300 MEALS	700	0	700	.00	.00	700.00	.0%
141504 001410 DUES/FEES/SUBSCRIPTI	2,710	0	2,710	2,013.00	.00	697.00	74.3%
141504 001430 TRAVEL	0	512	512	511.58	.00	.42	99.9%
141504 001650 PURCHASE EVIDENCE/IN	30,000	-1,512	28,488	15,000.00	.00	13,488.00	52.7%
141504 001660 COMMUNICATION EQUIP	1,500	0	1,500	660.00	.00	840.00	44.0%
141504 001990 MISCELLANEOUS	5,000	-1,500	3,500	1,242.97	.00	2,257.03	35.5%
141504 039980 CAPITAL OUTLAY < $50	3,220	0	3,220	2,537.59	.00	682.41	78.8%
TOTAL PD CRIMINAL INVESTIGATION DIV	1,391,895	29,985	1,421,880	1,032,910.99	993.84	387,975.17	72.7%

FOR 2018 99

	ORIGINAL APPROP	TRANFRS/ ADJSTMTS	REVISED BUDGET	YTD EXPENDED	ENCUMBRANCES	AVAILABLE BUDGET	PCT USED
141507 PD SUPPORT SERVICES							
141507 000010 SALARIES-REGULAR	528,105	3,340	531,445	376,107.51	.00	155,337.49	70.8%
141507 000010 15015 SALARIES-REGULA	0	2,500	2,500	618.10	.00	1,881.90	24.7%
141507 000011 SALARIES OVERTIME	3,835	280	4,115	2,299.19	.00	1,815.81	55.9%
141507 000011 15015 SALARIES OVERTI	0	250	250	44.11	.00	205.89	17.6%
141507 000012 SALARIES-PART TIME	0	13,000	13,000	4,904.46	.00	8,095.54	37.7%
141507 000020 FICA	40,695	915	41,610	28,486.44	.00	13,123.56	68.5%
141507 000020 15015 FICA	0	300	300	47.60	.00	252.40	15.9%
141507 000030 PENSION	14,560	230	14,790	7,707.19	.00	7,082.81	52.1%
141507 000030 15015 PENSION- DC PLA	0	200	200	26.78	.00	173.22	13.4%
141507 000032 PENSION - DB PLAN	118,990	3,060	122,050	102,513.24	.00	19,536.76	84.0%
141507 000032 15015 PENSION - DB PL	0	500	500	64.40	.00	435.60	12.9%
141507 000040 HOSPITALIZATION INSU	74,000	-800	73,200	59,412.79	.00	13,787.21	81.2%
141507 000040 15015 HOSPITALIZATION	0	800	800	77.52	.00	722.48	9.7%
141507 000045 EE LIFE & DISABILITY	3,010	100	3,110	2,066.95	.00	1,043.05	66.5%
141507 000060 WORKER COMPENSATION	12,395	0	12,395	12,395.00	.00	.00	100.0%
141507 000120 TRAINING EXPENSES	42,000	0	42,000	20,124.19	161.00	21,714.81	48.3%
141507 000130 VEHICLE EXPENSES	1,000	0	1,000	1,000.00	.00	.00	100.0%
141507 000330 UTILITIES	44,200	0	44,200	35,004.32	.00	9,195.68	79.2%
141507 000410 GAS & OIL	5,500	0	5,500	6,299.64	.00	-799.64	114.5%
141507 000440 SUPPLIES	3,000	0	3,000	1,382.67	130.10	1,487.23	50.4%
141507 000450 CLEANING ALLOWANCE	2,400	0	2,400	329.50	78.50	1,992.00	17.0%
141507 000455 CLOTHING ALLOWANCE	600	0	600	300.00	.00	300.00	50.0%
141507 000460 UNIFORMS	3,500	0	3,500	1,063.72	35.20	2,401.08	31.4%
141507 001010 OFFICE SUPPLIES	2,500	0	2,500	2,197.92	.00	302.08	87.9%
141507 001300 MEALS	500	0	500	.00	.00	500.00	.0%
141507 001410 DUES/FEES/SUBSCRIPTI	1,850	0	1,850	1,250.84	276.00	323.16	82.5%
141507 001415 CREDIT CARD & BANK F	0	0	0	43.74	.00	-43.74	100.0%
141507 001610 APPLICANT TESTING	6,500	2,000	8,500	4,973.09	.00	3,526.91	58.5%
141507 001880 COMMUNITY SERVICES	12,500	0	12,500	927.47	.00	11,572.53	7.4%
141507 001880 15048 COM SCVS - DRUG	0	0	0	-1,660.00	.00	1,660.00	100.0%
141507 001990 MISCELLANEOUS	1,500	0	1,500	170.00	.00	1,330.00	11.3%
141507 039980 CAPITAL OUTLAY < $50	6,020	0	6,020	3,727.99	1,584.83	707.18	88.3%
141507 084725 BUIDING/GROUNDS MAIN	115,375	-2,000	113,375	25,595.66	64,106.55	23,672.79	79.1%
TOTAL PD SUPPORT SERVICES	1,044,535	24,675	1,069,210	699,502.03	66,372.18	303,335.79	71.6%
TOTAL GENERAL FUND - OPERATING	8,552,590	-53,995	8,498,595	5,900,895.03	80,426.31	2,517,273.66	70.4%
TOTAL EXPENSES	8,552,590	-53,995	8,498,595	5,900,895.03	80,426.31	2,517,273.66	
GRAND TOTAL	8,552,590	-53,995	8,498,595	5,900,895.03	80,426.31	2,517,273.66	70.4%

** END OF REPORT - Generated by Alethea Brown **

FOR 2018 99

	ORIGINAL APPROP	TRANFRS/ ADJSTMTS	REVISED BUDGET	YTD ACTUAL	ENCUMBRANCES	AVAILABLE BUDGET	PCT USED
0210 CONFISCATED ASSETS							
210001 REVENUES							
210001 351102 JUSTI FORFEIT JUSTICE	-20,000	0	-20,000	.00	.00	-20,000.00	.0%
210001 351102 TREAS FORFEIT TREASUR	-20,000	0	-20,000	-24,968.27	.00	4,968.27	124.8%
210001 351103 STATE DRUG SEIZURE MO	-60,000	0	-60,000	-47,219.25	.00	-12,780.75	78.7%
210001 361100 JUSTI INTEREST JUSTIC	-30	0	-30	.00	.00	-30.00	.0%
210001 361100 STATE INTEREST EARNED	-600	0	-600	-750.28	.00	150.28	125.0%
210001 361100 TREAS INTEREST TREASU	-30	0	-30	-84.34	.00	54.34	281.1%
210001 392100 STATE PROCEEDS FROM S	0	-15,000	-15,000	-14,243.50	.00	-756.50	95.0%
TOTAL REVENUES	-100,660	-15,000	-115,660	-87,265.64	.00	-28,394.36	75.5%

FOR 2018 99

	ORIGINAL APPROP	TRANFRS/ ADJSTMTS	REVISED BUDGET	YTD ACTUAL	ENCUMBRANCES	AVAILABLE BUDGET	PCT USED
210415 EXPENDITURES							
210415 000070 STATE ADVERTISING	2,000	0	2,000	.00	.00	2,000.00	.0%
210415 000120 STATE TRAINING EXPENS	30,000	0	30,000	21,840.47	.00	8,159.53	72.8%
210415 000370 STATE COURT COSTS	12,500	0	12,500	6,905.25	163.50	5,431.25	56.6%
210415 001990 JUSTI MISCELLANEOUS	200	0	200	.00	.00	200.00	.0%
210415 001990 STATE MISCELLANEOUS	6,150	0	6,150	5,258.50	.00	891.50	85.5%
210415 001990 TREAS MISCELLANEOUS	400	0	400	.00	.00	400.00	.0%
210415 021910 STATE COMMUNICATIONS	26,380	0	26,380	15,139.91	.00	11,240.09	57.4%
210415 021910 TREAS COMMUNICATIONS	100	0	100	.00	.00	100.00	.0%
210415 039980 JUSTI CAPITAL OUTLAY	1,700	0	1,700	.00	.00	1,700.00	.0%
210415 039980 STATE CAPITAL OUTLAY	1,000	7,000	8,000	3,813.39	2,720.00	1,466.61	81.7%
210415 039980 TREAS CAPITAL OUTLAY	2,300	0	2,300	.00	.00	2,300.00	.0%
210415 039990 STATE CAPITAL OUTLAY	0	8,000	8,000	7,470.00	.00	530.00	93.4%
210415 498807 STATE REFUNDS	0	0	0	10,350.00	.00	-10,350.00	100.0%
TOTAL EXPENDITURES	82,730	15,000	97,730	70,777.52	2,883.50	24,068.98	75.4%
TOTAL CONFISCATED ASSETS	-17,930	0	-17,930	-16,488.12	2,883.50	-4,325.38	75.9%
TOTAL REVENUES	-100,660	-15,000	-115,660	-87,265.64	.00	-28,394.36	
TOTAL EXPENSES	82,730	15,000	97,730	70,777.52	2,883.50	24,068.98	
GRAND TOTAL	-17,930	0	-17,930	-16,488.12	2,883.50	-4,325.38	75.9%

** END OF REPORT - Generated by Alethea Brown **

FOR 2018 99

	ORIGINAL APPROP	TRANFRS/ ADJSTMTS	REVISED BUDGET	YTD EXPENDED	ENCUMBRANCES	AVAILABLE BUDGET	PCT USED
0370 CAPITAL ACQUISITION FUND							
370005 EXPENDITURES							
370005 000350 610 FACILITY REPAIRS	0	40,415	40,415	37,362.58	.00	3,052.42	92.4%
370005 039990 CAPITAL OUTLAY	991,315	-991,315	0	.00	.00	.00	.0%
370005 039990 411 CAPITAL OUTLAY	0	35,690	35,690	35,687.81	.00	2.19	100.0%
370005 039990 414 CAPITAL OUTLAY	0	161,900	161,900	157,601.13	.00	4,298.87	97.3%
370005 039990 415 CAPITAL OUTLAY	0	15,000	15,000	8,100.00	.00	6,900.00	54.0%
370005 039990 420 CAPITAL OUTLAY	0	738,000	738,000	186,443.57	.00	551,556.43	25.3%
370005 039990 610 CAPITAL OUTLAY	0	149,000	149,000	124,439.00	.00	24,561.00	83.5%
TOTAL EXPENDITURES	991,315	148,690	1,140,005	549,634.09	.00	590,370.91	48.2%
TOTAL CAPITAL ACQUISITION FUND	991,315	148,690	1,140,005	549,634.09	.00	590,370.91	48.2%
TOTAL EXPENSES	991,315	148,690	1,140,005	549,634.09	.00	590,370.91	
GRAND TOTAL	991,315	148,690	1,140,005	549,634.09	.00	590,370.91	48.2%

** END OF REPORT - Generated by Alethea Brown **

DALTON POLICE DEPARTMENT
REVENUE ACCOUNT DEPOSITS
YEAR-TO-DATE

DATE	392100 392200 GAIN FROM SALES ON GOV DEALS	369097 COPIES/ CRIMINAL HIST.		369098 FALSE ALARM FEES	320505 DEFENSIVE DRIVING CLASS	MISCELLANEOUS ACCOUNT 369099:							334000	342101		
		Records Unit	GEARS Reports			PARADE/ SOUND PERMITS	TAXI PERMITS	OPEN RECORDS	*	GRANT REIM. **	GRANT NAME	I. I. TASK FORCE OVERTIME	S. S. TASK FORCE OVERTIME ***	DALTON PUBLIC SCHOOLS	PROPERTY DAMAGE	TOTAL DEPOSIT
CUM TOTALS	29,476.39	6,255.00	3,806.00	9,425.00	250.00	100.00	800.00	494.37	82.05	0.00	0.00	0.00	553.70	76,779.05	0.00	128,021.56
SEPTEMBER																
9/4/2018		225.00														225.00
9/5/2018							25.00									25.00
9/6/2018						5.00										5.00
9/7/2018		45.00				5.00										50.00
9/10/188		15.00		125.00												140.00
9/11/2018		60.00				10.00	25.00									95.00
9/13/2018		45.00		150.00												195.00
9/14/2018		75.00														75.00
9/17/2018		30.00				5.00										35.00
9/18/2018				100.00												100.00
9/19/2018				150.00				41.80								191.80
9/21/2018		60.00														60.00
9/24/2018		90.00	480.00	375.00												945.00
9/25/2018		60.00					25.00									85.00
9/26/2018		75.00														75.00
9/27/2018		45.00														45.00
9/28/2018							25.00									25.00
																0.00
SEPTEMBER	0.00	825.00	480.00	900.00	0.00	25.00	100.00	41.80	0.00	0.00	0.00	0.00	0.00	0.00	0.00	2,371.80
CUM TOTALS	29,476.39	7,080.00	4,286.00	10,325.00	250.00	125.00	900.00	536.17	82.05	0.00	0.00	0.00	553.70	76,779.05	0.00	130,393.36

JUSTICE - Federal Forfeiture Funds:	0.48
TREASURY - Federal Forfeiture Funds:	26,817.56
State Drug Seizure Funds:	142,775.83

GOV DEALS SALE OF ASSETS CELL PHONES	NONE
GOV DEALS SALE OF ASSETS VEHICLES	NONE

STATE DRUG SEIZURES
(Funds)

Date	Case Number	Remarks	Deposit	Expenditure	January 1, 2018 Starting Balance
					143,731.00
1/4/2018	PO 21017101	Days Inn Rome - Recruits 110517-110917		752.00	142,979.00
1/4/2018	PO 21017102	Verizon Wireless - Cell Phones Oct 10 - Nov 09		1,937.23	141,041.77
1/4/2018	PO 21017103	3 Title Fees for seized vehicles (17-6105, 17-6134, 17-5523)		54.00	140,987.77
1/4/2018	PO 21017104	Reimb meals - Herrera		150.00	140,837.77
1/4/2018	PO 21017105	Reimb meals - Porter		150.00	140,687.77
1/4/2018	PO 21017106	Reimb meals - Guerrero		150.00	140,537.77
1/4/2018	PO 21017107	Reimb meals - Selby		150.00	140,387.77
1/4/2018	PO 21017108	Reimb meals - Scott		253.00	140,134.77
1/4/2018	PO 21017109	Days Inn Rome - Recruits 111217-111617		752.00	139,382.77
1/4/2018	PO 21017110	Clerk of Court - Toliver Court Costs		82.00	139,300.77
1/4/2018	PO 21017111	DA's Office - Toliver Court Costs		658.40	138,642.37
1/4/2018	PO 21017112	Days Inn Rome - Recruits 111917-112117		451.20	138,191.17
1/4/2018	PO 21017113	Reimb meals - Herrera		90.00	138,101.17
1/4/2018	PO 21017114	Reimb meals - Guerrero		90.00	138,011.17
1/4/2018	PO 21017115	Reimb meals - Selby		90.00	137,921.17
1/4/2018	PO 21017116	Reimb meals - Porter		90.00	137,831.17
1/4/2018	PO 21017117	Reimb meals - Wilson		304.50	137,526.67
1/4/2018	PO 21017118	Holiday Inn Express - Scott 111217-111617		370.00	137,156.67
1/4/2018	PO 21017119	Reimb meals - Selby		150.00	137,006.67
1/4/2018	PO 21017120	Reimb meals - Porter		150.00	136,856.67
1/4/2018	PO 21017121	Reimb meals - Guerrero		150.00	136,706.67
1/4/2018	PO 21017122	Reimb meals - Herrera		150.00	136,556.67
1/4/2018	PO 21017123	Castillo - CPST Recertification		50.00	136,506.67
1/4/2018	PO 21017124	Days Inn Rome - Recruits 112617-113017		752.00	135,754.67
1/4/2018	PO 21017125	Days Inn Rome - Recruits 120317-120717		752.00	135,002.67
1/4/2018	PO 21017126	Reimb meals - Kumnick		253.00	134,749.67
1/4/2018	PO 21017127	Reimb meals - Lane		253.00	134,496.67

STATE DRUG SEIZURES
(Funds)

Date	Case Number	Remarks	Deposit	Expenditure	January 1, 2018 Starting Balance
1/4/2018	PO 21017128	Dalton Wrecker - Tow 2 seized vehicles (17-8382, 17-8315)		150.00	134,346.67
1/4/2018	PO 21017129	Reimb meals - Porter		150.00	134,196.67
1/4/2018	PO 21017130	Reimb meals - Selby		150.00	134,046.67
1/4/2018	PO 21017131	Reimb meals - Herrera		150.00	133,896.67
1/4/2018	PO 21017132	Reimb meals - Guerrero		150.00	133,746.67
1/4/2018	PO 21017133	DA's Office - Johnson Court Costs		82.60	133,664.07
1/4/2018	PO 21017134	Clerk of Court - Johnson Court Costs		82.00	133,582.07
1/4/2018	PO 21017135	Reimb meals - Baker		209.00	133,373.07
1/4/2018	PO 21017136	Reimb meals - Whitfield		128.00	133,245.07
1/4/2018	PO 21017137	Days Inn Rome - Recruits 121017		150.40	133,094.67
1/4/2018		Service Charge Refund	8.00		133,102.67
1/31/2018	PO 21017138	Clerk of Court - Preciado Court Costs		82.00	133,020.67
1/31/2018	PO 21017139	DA's Office - Preciado Court Costs		348.40	132,672.27
1/31/2018	PO 21017140	Reimb meals - Guerrero		150.00	132,522.27
1/31/2018	PO 21017141	Reimb meals - Herrera		150.00	132,372.27
1/31/2018	PO 21017142	Reimb meals - Selby		150.00	132,222.27
1/31/2018	PO 21017143	Reimb meals - Porter		150.00	132,072.27
1/31/2018	PO 21017144	Reimb meals - Pendergrass		115.00	131,957.27
1/31/2018	PO 21017145	Verizon Wireless - Cell Phones Nov 10 - Dec 09		1,942.62	130,014.65
1/31/2018	PO 21017146	Reimb meals - Guerrero		150.00	129,864.65
1/31/2018	PO 21017147	Reimb meals - Herrera		150.00	129,714.65
1/31/2018	PO 21017148	Reimb meals - Selby		150.00	129,564.65
1/31/2018	PO 21017149	Reimb meals - Porter		150.00	129,414.65
1/31/2018	PO 21017150	Reimb meals - Pendergrass		161.00	129,253.65
1/31/2018	PO 21017151	Days Inn - Recruits 121717-122117		752.00	128,501.65
1/31/2018	PO 21017153	Dalton Wrecker - Tow 2006 Ford Escape (17-009331)		75.00	128,426.65
1/31/2018	PO 21018002	BB&T - Whitfield's PERF/SMIP in Boston		9,300.00	119,126.65
1/31/2018	PO 21018003	DA's Office - Anderson Court Costs		78.00	119,048.65

STATE DRUG SEIZURES
(Funds)

Date	Case Number	Remarks	Deposit	Expenditure	January 1, 2018 Starting Balance
1/31/2018	PO 21018004	Clerk of Court - Anderson Court Costs		82.00	118,966.65
1/31/2018		Cell Phone Upgrade - Corso	29.99		118,996.64
1/31/2018		Cell Phone Upgrades (8 @ .99)	7.92		119,004.56
1/31/2018	PO 41517878 Refund	Embassy Suites Refund - Wilson	125.20		119,129.76
1/31/2018		Interest Credit	91.06		119,220.82
2/2/2018	17-006180	Johnson Seizure	826.00		120,046.82
2/2/2018	17-008406	Preciado Seizure	484.00		120,530.82
2/2/2018	17-007709	Brown Seizure	1,365.00		121,895.82
2/2/2018	16-008406	Preciado Seizure - Buy back Toyota Camry	3,000.00		124,895.82
2/2/2018	17-CV-67246	Multi-Agency (Gordon Co.)	8,156.25		133,052.07
2/2/2018	17-007330	Anderson Seizure	780.00		133,832.07
2/2/2018		Service Charge Refund	8.00		133,840.07
2/28/2018		Interest Credit	76.70		133,916.77
3/9/2018	Receipt 169142 - Asset ID 517	GovDeals - IPhone Sold	50.00		133,966.77
3/20/2018	17-005661	GovDeals - Seized Vehicle Sold -- 2011 Kia Soul	3,725.00		137,691.77
3/29/2018	18-000563	Laplume Seizure	815.00		138,506.77
3/29/2018	18-000680	Crider Seizure	345.00		138,851.77
3/29/2018	17-007823	Davis Seizure	1,306.00		140,157.77
3/29/2018	17-007823	Rogers Seizure	345.00		140,502.77
3/29/2018	17-008315	Calderon Seizure	668.00		141,170.77
3/29/2018	17-008315	Molina Seizure	802.00		141,972.77
3/29/2018	17-008648	Godfrey Seizure	511.00		142,483.77
3/26/2018	Receipt 169031 - Asset Ids 513, 514	GovDeals - 2 Samsung phones sold	144.50		142,628.27
3/26/2018	Receipt 169051 - Asset ID 518	GovDeals - IPhone sold	50.00		142,678.27
3/26/2018	Receipt 169176 - Asset IDs 507, 508, 516, 511, 510	Gov Deals - 2 Kyocela, IPhone, 2 Droid phones sold	317.00		142,995.27
3/26/2018	PO 21017154	BB&T - Whitfield's PERF/SMIP in Boston (initial payment)		250.00	142,745.27
3/26/2018	PO 21017155	Verizon Cell Phones - Dec 10 - Jan 09		1,994.51	140,750.76

STATE DRUG SEIZURES
(Funds)

Date	Case Number	Remarks	Deposit	Expenditure	January 1, 2018 Starting Balance
3/26/2018	PO 21018005	Clerk of Court - Brown Seizure Court Costs		82.00	140,668.76
3/26/2018	PO 21018006	Corso - Reimburse Cell Phone Upgrade		29.99	140,638.77
3/26/2018	PO 21018007	DA's Office - Brown Seizure Court Costs		136.50	140,502.27
3/26/2018	PO 21018008	DA's Office - Nunes Seizure Court Costs		133.30	140,368.97
3/26/2018	PO 21018009	Clerk of Court - Nunes Seizure Court Costs		82.00	140,286.97
3/26/2018	PO 21018010	DA's Office - Godfrey Seizure Court Costs		51.10	140,235.87
3/26/2018	PO 21018011	DA's Office - Molina,Ramirea/Chavez/Chavez Court Costs		147.00	140,088.87
3/26/2018	PO 21018012	Clerk of Court - Molina,Ramirea/Chavez/Chavez Court Costs		82.00	140,006.87
3/26/2018	PO 21018013	Clerk of Court - Godfrey Seizure Court Costs		82.00	139,924.87
3/26/2018	PO 21018014	Whaley's Towing - Tow Red Crown Vic Seized		115.00	139,809.87
3/26/2018	PO 21018015	Verizon Cell Phones - Jan 10 - Feb 09		1,774.90	138,034.97
3/26/2018	PO 21018016	DA's Office - Johnson/Mills Seizure Court Costs		50.00	137,984.97
3/26/2018	PO 21018017	Clerk of Court - Johnson/Mills Seizure Court Costs		82.00	137,902.97
3/26/2018	PO 21018018	DA's Office - Crider Seizure Court Costs		34.50	137,868.47
3/26/2018	PO 21018019	Clerk of Court - Crider Seizure Court Costs		82.00	137,786.47
3/26/2018	PO 21018020	DA's Office - Davis/Rogers Seizure Court Costs		165.10	137,621.37
3/26/2018	PO 21018021	Clerk of Court - Davis/Rogers Seizure Court Costs		82.00	137,539.37
3/26/2018	PO 21018022	UAV TRAINING 3-DAYS FOR 6 OFFICERS		9,996.00	127,543.37
3/30/2018		Interest Credit	82.08		127,625.45
4/18/2018	17-006105	Seized 2000 Chevy Silverdo sold on GovDeals	3,079.00		130,704.45
4/20/2018	17-006134	Seized 1994 Ford Ranger sold on GovDeals	1,650.00		132,354.45
4/30/2018		Interest Credit	82.49		132,436.94
5/11/2018	PO 21018023	Verizon Cell Phones Feb 10 - Mar 09		1,845.34	130,591.60
5/11/2018	PO 21018026	DA's Office - Sanchez Seizure Court Costs		164.90	130,426.70
5/11/2018	PO 21018027	Clerk's Office - Sanchez Court Costs		82.00	130,344.70
5/11/2018	PO 21018029	Verizon Cell Phones Mar 10 - Apr 09		1,865.26	128,479.44
5/11/2018	PO 21018030	Amway Grand Plaza - Baker's Lodging CALEA		943.00	127,536.44

STATE DRUG SEIZURES
(Funds)

Date	Case Number	Remarks	Deposit	Expenditure	January 1, 2018 Starting Balance
5/11/2018	PO 21018031	Daily Citizen News - GovDeals Auction & seized vehicles posting notices		40.00	127,496.44
5/22/2018	18-000099	Branson; $13350 seized	13,350.00		140,846.44
5/22/2018	17-008382	Nunes Seizure	1,338.00		142,184.44
5/22/2018	18-002114	Sanchez Seizure	1,410.00		143,594.44
5/22/2018	18-002114	Sanchez Seizure	239.00		143,833.44
5/22/2018	18-001763	Roach Seizure	1,335.00		145,168.44
5/25/2018	Receipt 170705 ID #s541 & 542	GovDeals; 2 I-Phones sold	330.00		145,498.44
5/31/2018		Interest Credit	85.91		145,584.35
6/22/2018	PO 21018032	BB&T - CALEA registration for Baker		635.00	144,949.35
6/22/2018	PO 21018033	DA's Office - Roach Court Costs		133.50	144,815.85
6/22/2018	PO 21018034	Clerk's Office - Roach Court Costs		82.00	144,733.85
6/22/2018	PO 2108035	BB&T - Airfare for Whitfield for PERF training		565.80	144,168.05
6/22/2018	PO 21018036	Verizon Wireless - April 10 - May 9 cell phone service		1,865.26	142,302.79
6/22/2018	18-000099	Returned to Defendant - Branson Refund		10,350.00	131,952.79
6/22/2018	18-000099	Superior Court - Branson Court Costs		3,000.00	128,952.79
6/22/2018	PO 21018028	Atlanta Drone - Monitor, Mount, Batteries		1,408.00	127,544.79
6/22/2018	PO 21018037	Superior Clerk - Grover seizure court costs		82.00	127,462.79
6/22/2018	PO 21018038	DA's Office - Grover seizure court costs		61.00	127,401.79
6/22/2018	Receipt 170763 ID #s538, 539, 540	GovDeals; 3 I-Phones sold	493.00		127,894.79
6/29/2018		Interest Credit	83.84		127,978.63
7/31/2018		Interest Credit	84.15		128,062.78
8/14/2018	Receipt #171501; ID #566	GovDeals; I-Phone sold	55.00		128,117.78
8/14/2018	Receipt #171517	GovDeals; (Seized) 2011 Nissan Altima sold	4,350.00		132,467.78
8/31/2018		Interest Credit	83.20		132,550.98
9/7/2018	18-004458	Receipt #171732; Austin Dod & Raquan Dodd Seizure	140.00		132,690.98
9/7/2018	18-004458	Receipt #171733; Austin Dod & Raquan Dodd Seizure	244.00		132,934.98

STATE DRUG SEIZURES
(Funds)

Date	Case Number	Remarks	Deposit	Expenditure	January 1, 2018 Starting Balance
9/7/2018	18-004458	Receipt #171731; Austin Dod & Raquan Dodd Seizure	986.00		133,920.98
9/7/2018	18-002816	Receipt #171727; Southard, Rutledge Stephens Seizure	225.00		134,145.98
9/7/2018	18-002816	Receipt #171728; Southard, Rutledge Stephens Seizure	318.00		134,463.98
9/7/2018	18-002816	Receipt #171729; Southard, Rutledge Stephens Seizure	705.00		135,168.98
9/7/2018	18-002816	Receipt #171730; Southard, Rutledge Stephens Seizure	305.00		135,473.98
9/7/2018	18-002591	Receipt #171738; Zuspan Seizure	2,146.00		137,619.98
9/7/2018	18-002498	Receipt #171739; Grover Seizure	610.00		138,229.98
9/7/2018	17-006379	Receipt #171735; Perez Seizure	853.00		139,082.98
9/7/2018	17-005663	Receipt #171736; Gutierrez Seizure	1,674.00		140,756.98
9/7/2018	17-004808	Receipt #171734; Fitzwater Seizure	1,091.00		141,847.98
9/7/2018	17-001814	Receipt #171737; Uriostegui Seizure	847.00		142,694.98
9/28/2018		Interest Credit	80.85		142,775.83

Federal Forfeitures Fund
Justice Funds

Date	Case Number	Remarks	Deposit	Expenditure	January 1, 2018 Starting Balance
					-7.52
1/4/2018		Service Charge Refund	8.00		0.48
2/28/2018		Balance			0.48
3/30/2018		Balance			0.48
4/30/2018		Balance			0.48
5/31/2018		Balance			0.48
6/29/2018		Balance			0.48
7/31/2018		Balance			0.48
8/31/2018		Balance			0.48
9/28/2018		Balance			0.48

To: Public Safety Commission

From: Chief Cliff Cason

Date: October 25, 2018

Subject: Written Directive review

Number	Pages	Title/Changes
4.1		Patrol Organization and Administration
	1	The Revision and Re-evaluation dates were changed
	2	Section II, E – Patrol Division Commander changed to Patrol Operations Supervisor Section II, F deleted

DALTON POLICE DEPARTMENT

	Effective Date	Number
	August 1, 1998	**GO92-4.1**
Subject **Patrol Organization and Administration**		
Reference		*Revised* ~~**October 25, 2016**~~ **October 25, 2018**
Distribution **All Personnel**	*Re-evaluation Date* ~~**October 25, 2018**~~ **October 2020**	*No. Pages* **4**

I. Policy

It is the policy of the Dalton Police Department to provide its citizens with superior police service while meeting Department objectives and accomplishing the police mission. The Patrol function of any law enforcement agency is the largest and the most important segment. No section contributes more to the public reputation of the Department. All personnel are expected to be thoughtful of their actions to keep negative public opinion to a minimum.

II. Patrol Organization and Responsibilities

A. The Division Commander for the Patrol Division shall be appointed by the Chief of Police and may hold the rank of Captain or Lieutenant.

1. The Commander is responsible for writing objectives for patrol personnel and will annually review, rewrite, and distribute objectives.

2. The Commander will conduct staff meetings and receive input on operations and problems.

B. The Division Operations Lieutenant is responsible for managing patrol-related activities as operations commander and assisting subordinate personnel in handling unusual and complex situations

C. The operations section of the patrol function consists of the following:

1. A, B, and C watches

2. Special Operations Unit

D. Each watch is under the direct supervision of patrol Lieutenants. Sergeants will assist the Watch Commander by providing leadership and field supervision to subordinates under their command.

RESTRICTED LAW ENFORCEMENT DATA
The data contained in this manual is confidential for internal department use only, and will not be divulged outside the department without the written approval of the Chief of Police.

1. Patrol Lieutenants are responsible for directing personnel assigned to their watches toward accomplishment of the objectives set forth by the Department.

2. Also, they are responsible for directing crime reduction initiatives in their assigned Patrol District.

3. A, B, and C Watch-Patrols are responsible for responding to calls for service to the public.

4. The three (3) patrol watches will work an assigned nine (9) hour "shift", 1st, 2nd, or 3rd, ensuring continuous patrol coverage.

5. Watch Commanders will make assignments designating service areas for patrol Officers on the daily roster.

6. Each Watch Commander rotates through each shift as scheduled by the Division Commander.

7. Each shift shall rotate every six (6) months.

8. All patrol Officers and Supervisors shall be assigned to work a twenty-eight (28) day work schedule with pre-determined off days, as approved by the Patrol Division Commander.

E. School Resource Officers who are assigned to the Dalton Public School System to keep order and enforce the criminal laws on school properties and functions will be supervised by the ~~Patrol Division Commander~~ Patrol Operations Supervisor.

~~F. Municipal Code Enforcement / Municipal Court Liaison Officer who is assigned the function of enforcing Municipal Code and tax business compliance. The Officer also acts as the Department's Liaison to Municipal Court. The Officer will be supervised by the Patrol Division Commander.~~

~~G~~ F. Safety Code Enforcement Officer who is responsible for the identification, documentation, and enforcement of code violations throughout the city of Dalton will be supervised by the Patrol Division Commander.

~~H~~ G. The Special Operations Unit is supervised by an assigned Sergeant and consists of patrol Officers temporarily assigned to a unit which addresses crime specific targets in a rapid response; also assigned to this unit is a seasonal Bike Unit and the Traffic Enforcement Unit, which work in conjunction with other Officers to address community problems.

~~I~~ H. Park Police Unit: These positions are assigned to the Parks and Recreation System to keep order and enforce criminal laws on Dalton Parks and Recreation properties.

III. Patrol Function

A. To form partnerships with the community and assist in the reduction of crimes through systematic problem solving in identified areas of concern.

B. To respond to all emergency calls for service as quickly and as safely as possible.

C. To thoroughly do preliminary investigations of all crimes and make arrests when possible.

D. To reduce the risk of crime by providing visible police presence through patrol tactics and strategies directed by intelligence led policing.

E. To respond to traffic collisions and thoroughly investigate the circumstances.

F. To provide first responder care to injured citizens contacted through police activity.

G. To improve public relations through professional contacts with citizens.

H. To assist citizens dealing with crisis situations and make referrals to appropriate agencies that can further assist in a resolution of the problem.

I. To reduce street hazards and traffic collisions / congestion through selective traffic enforcement by targeting violations and taking appropriate action.

J. To regulate certain businesses and activities that require special police attention.

IV. Communication

A. All Supervisory personnel within the Patrol function will interact with Supervisors in this and other divisions and sections on a daily basis to gather information that may be beneficial to beat Officers. All data gathered from this process will be relayed to beat Officers immediately, if time allows, or at the next roll call.

B. All Supervisory personnel should interact with Supervisors of other agencies on a daily basis to gain knowledge and understanding of the agencies functions and objectives, and to coordinate the relay of information through roll call. This procedure does not apply to law enforcement agencies only. Any referral organization or other agency providing services that may be utilized by this Department is included.

V. Assignments

A. The Division Commander is responsible for the assignment of personnel to watches, units, and special duties within the Patrol Division and may deploy personnel to another assignment at any time, in order to meet the needs of the division's objectives.

B. District Commanders will assign Officers to patrol districts daily based on resource needs for on-going operations. Officers should be assigned to work the

RESTRICTED LAW ENFORCEMENT DATA
The data contained in this manual is confidential for internal department use only, and will not be divulged outside the department without the written approval of the Chief of Police.

same districts as much as possible to allow them to become familiar with businesses, citizens, and problems in the district.

C. Neighborhood policing objectives will be assigned by the Division Commander, or his / her designee, based on available personnel and population density within the beat.

V. Shift Briefings

Prior to the beginning of each shift's tour of duty, the Watch Commander shall meet with the shift in a pre-determined location, generally in the roll call room. The Watch Commander shall review shift assignments, recent crime patterns/trends, updates on wanted persons/stolen vehicles, and conduct any relevant roll call training.

This policy supersedes any policies previously issued.

BY ORDER OF

_____

CHIEF OF POLICE

RESTRICTED LAW ENFORCEMENT DATA
The data contained in this manual is confidential for internal department use only, and will not be divulged outside the department without the written approval of the Chief of Police.

Dalton Fire Department

Incident Type Period Comparisons

Alarm Date Between {09/01/2018} and {09/30/2018}

Incident Type	09/01/2018 to 09/30/2018	09/01/2017 to 09/30/2017	09/01/2016 to 09/30/2016	09/01/2015 to 09/30/2015
111 Building fire	2	3	3	5
113 Cooking fire, confined to container	0	2	2	0
116 Fuel burner/boiler malfunction, fire confined	0	0	1	0
131 Passenger vehicle fire	0	1	1	3
132 Road freight or transport vehicle fire	0	1	0	1
141 Forest, woods or wildland fire	0	0	1	0
142 Brush or brush-and-grass mixture fire	1	3	3	6
143 Grass fire	0	0	1	0
151 Outside rubbish, trash or waste fire	4	7	3	2
154 Dumpster or other outside trash receptacle fire	1	1	0	2
162 Outside equipment fire	0	1	0	0
251 Excessive heat, scorch burns with no ignition	0	0	0	2
311 Medical assist, assist EMS crew	183	167	176	128
322 Motor vehicle accident with injuries	23	2	9	12
323 Motor vehicle/pedestrian accident (MV Ped)	2	1	2	0
324 Motor Vehicle Accident with no injuries	7	1	6	5
331 Lock-in (if lock out , use 511)	0	0	0	1
341 Search for person on land	0	0	0	1
350 Extrication, rescue, Other	0	0	2	0
352 Extrication of victim(s) from vehicle	1	1	2	4
353 Removal of victim(s) from stalled elevator	1	1	0	0
363 Swift water rescue	1	0	0	0
400 Hazardous condition, Other	1	0	0	0
411 Gasoline or other flammable liquid spill	1	1	2	0
412 Gas leak (natural gas or LPG)	1	3	2	2
413 Oil or other combustible liquid spill	0	1	0	1
421 Chemical hazard (no spill or leak)	2	1	1	0

Dalton Fire Department

Incident Type Period Comparisons

Alarm Date Between {09/01/2018} and {09/30/2018}

Incident Type	09/01/2018 to 09/30/2018	09/01/2017 to 09/30/2017	09/01/2016 to 09/30/2016	09/01/2015 to 09/30/2015
422 Chemical spill or leak	0	0	2	0
440 Electrical wiring/equipment problem, Other	0	1	0	1
442 Overheated motor	2	1	2	0
444 Power line down	3	4	0	3
445 Arcing, shorted electrical equipment	2	3	3	4
461 Building or structure weakened or collapsed	0	1	1	1
463 Vehicle accident, general cleanup	0	0	0	2
500 Service Call, other	0	1	1	0
510 Person in distress, Other	1	0	0	0
522 Water or steam leak	0	1	3	2
531 Smoke or odor removal	0	0	0	3
550 Public service assistance, Other	0	0	1	0
551 Assist police or other governmental agency	1	0	0	0
553 Public service	4	2	2	0
554 Assist invalid	1	0	0	0
555 Defective elevator, no occupants	0	0	1	0
561 Unauthorized burning	1	0	0	2
600 Good intent call, Other	0	0	1	0
611 Dispatched & cancelled en route	31	20	9	10
622 No Incident found on arrival at dispatch address	5	6	8	4
631 Authorized controlled burning	0	1	0	1
651 Smoke scare, odor of smoke	3	4	5	2
652 Steam, vapor, fog or dust thought to be smoke	0	2	0	0
671 HazMat release investigation w/no HazMat	1	0	0	1
715 Local alarm system, malicious false alarm	0	0	1	1
721 Bomb scare - no bomb	0	0	0	1
731 Sprinkler activation due to malfunction	0	1	0	0

Dalton Fire Department

Incident Type Period Comparisons

Alarm Date Between {09/01/2018} and {09/30/2018}

Incident Type	09/01/2018 to 09/30/2018	09/01/2017 to 09/30/2017	09/01/2016 to 09/30/2016	09/01/2015 to 09/30/2015
732 Extinguishing system activation due to	0	0	0	1
733 Smoke detector activation due to malfunction	3	1	4	6
735 Alarm system sounded due to malfunction	14	11	2	3
736 CO detector activation due to malfunction	0	0	0	1
740 Unintentional transmission of alarm, Other	0	1	1	0
741 Sprinkler activation, no fire - unintentional	0	1	1	0
743 Smoke detector activation, no fire -	7	10	12	4
744 Detector activation, no fire - unintentional	3	5	4	4
745 Alarm system activation, no fire - unintentional	11	8	4	7
814 Lightning strike (no fire)	0	1	0	0
Totals	324	284	285	239

Dalton Fire Department

Dollar Value Saved & Loss Analysis (Monthly)

Alarm Date Between {09/01/2018} And {09/30/2018}

Incident Type	Count	Total Values	Total Losses	Total Saved	Percent Lost	Percent Saved
111 Building fire	2	$920,000	$6,800	$913,200	0.74%	99.26%
Grand Totals	**2**	**$920,000**	**$6,800**	**$913,200**		

Total Percent Lost: 0.74 %

Total Percent Saved: 99.26 %

Dalton Fire Department

Incident List by Incident Number w/Est Loss(Month)

Alarm Date Between {09/01/2018} And {09/30/2018}

Incident	Exp	Alm Date	Time	Location	Incident Type	Est Loss
18-0002582	0	09/01/2018	00:44:44	905 West Bridge	311 Medical assist, assist EMS crew	
18-0002583	0	09/01/2018	07:45:58	116 King (West)	311 Medical assist, assist EMS crew	
18-0002584	0	09/01/2018	12:40:23	711 Hamilton (South)	311 Medical assist, assist EMS crew	
18-0002585	0	09/01/2018	14:47:04	809 Kenner	745 Alarm system activation, no fire -	
18-0002586	0	09/01/2018	15:26:50	1300 Georgian	311 Medical assist, assist EMS crew	
18-0002587	0	09/01/2018	16:13:16	1306 Underwood	611 Dispatched & cancelled en route	
18-0002588	0	09/01/2018	16:13:56	1135 Riverbend	442 Overheated motor	
18-0002589	0	09/01/2018	18:51:48	1617 Beechland	311 Medical assist, assist EMS crew	
18-0002590	0	09/01/2018	22:23:14	1906 Fairfield	311 Medical assist, assist EMS crew	
18-0002591	0	09/01/2018	22:43:03	611 Sheridan	611 Dispatched & cancelled en route	
18-0002592	0	09/01/2018	22:49:29	1110 Burleyson	745 Alarm system activation, no fire -	
18-0002593	0	09/02/2018	06:01:25	2007 Southview	311 Medical assist, assist EMS crew	
18-0002594	0	09/02/2018	10:14:07	968 Haigmill Lake	311 Medical assist, assist EMS crew	
18-0002595	0	09/02/2018	10:49:23	2222 Hamilton Extension	735 Alarm system sounded due to	
18-0002596	0	09/02/2018	15:08:56	101 Walnut (West)	311 Medical assist, assist EMS crew	
18-0002597	0	09/02/2018	15:55:51	606 Clark	311 Medical assist, assist EMS crew	
18-0002598	0	09/02/2018	20:25:47	609 Thornton (South)	311 Medical assist, assist EMS crew	
18-0002599	0	09/02/2018	20:42:13	1930 Hearthstone	311 Medical assist, assist EMS crew	
18-0002600	0	09/03/2018	00:20:11	403 Cuyler (west)	311 Medical assist, assist EMS crew	
18-0002601	0	09/03/2018	03:56:04	1914 Tiffany	311 Medical assist, assist EMS crew	
18-0002602	0	09/03/2018	04:15:48	2220 Chattanooga	611 Dispatched & cancelled en route	
18-0002603	0	09/03/2018	05:52:36	1212 Broadrick	311 Medical assist, assist EMS crew	
18-0002604	0	09/03/2018	06:21:16	1907 Bobby	311 Medical assist, assist EMS crew	
18-0002605	0	09/03/2018	09:27:27	911 Market	311 Medical assist, assist EMS crew	
18-0002606	0	09/03/2018	10:50:36	1104 Penrose	311 Medical assist, assist EMS crew	
18-0002607	0	09/03/2018	15:15:38	519 Hawthorne (West)	744 Detector activation, no fire -	
18-0002608	0	09/03/2018	15:33:08	1822 Chattanooga	311 Medical assist, assist EMS crew	
18-0002609	0	09/03/2018	15:38:21	1695 Willow Oak	311 Medical assist, assist EMS crew	
18-0002610	0	09/03/2018	16:10:09	320 Bowen	311 Medical assist, assist EMS crew	
18-0002611	0	09/03/2018	20:59:43	1915 Heathcliff	611 Dispatched & cancelled en route	

Dalton Fire Department

Incident List by Incident Number w/Est Loss(Month)

Alarm Date Between {09/01/2018} And {09/30/2018}

Incident	Exp	Alm Date	Time	Location		Incident Type	Est Loss
18-0002612	0	09/03/2018	21:30:50	2245	Rocky Face	311 Medical assist, assist EMS crew	
18-0002613	0	09/03/2018	21:37:37	222	Cuyler (west)	311 Medical assist, assist EMS crew	
18-0002614	0	09/03/2018	22:00:19	816	Shugart	411 Gasoline or other flammable liquid	
18-0002615	0	09/03/2018	22:59:19	1116	Willowdale	311 Medical assist, assist EMS crew	
18-0002616	0	09/04/2018	00:44:42	1320	Winton	311 Medical assist, assist EMS crew	
18-0002617	0	09/04/2018	05:54:29	1212	Broadrick	611 Dispatched & cancelled en route	
18-0002618	0	09/04/2018	11:11:33	1109	Burleyson	311 Medical assist, assist EMS crew	
18-0002619	0	09/04/2018	12:19:14	405	Walnut (West)	311 Medical assist, assist EMS crew	
18-0002620	0	09/04/2018	13:48:23	1261	Glenwood (North)	311 Medical assist, assist EMS crew	
18-0002621	0	09/04/2018	14:56:20		I-75 N. Bound	322 Motor vehicle accident with	
18-0002622	0	09/04/2018	18:18:12	1422	Burgess	611 Dispatched & cancelled en route	
18-0002623	0	09/04/2018	19:07:55		Tyler (East)	322 Motor vehicle accident with	
18-0002624	0	09/04/2018	19:08:30	1001	Wimbledon	311 Medical assist, assist EMS crew	
18-0002625	0	09/04/2018	19:29:12	1900	Deer Run	622 No Incident found on arrival at	
18-0002626	0	09/04/2018	22:33:40	1105	Brookwood	311 Medical assist, assist EMS crew	
18-0002627	0	09/05/2018	03:39:33	1709	Kimberly Park	311 Medical assist, assist EMS crew	
18-0002628	0	09/05/2018	07:50:51	1311	Ludie	311 Medical assist, assist EMS crew	
18-0002629	0	09/05/2018	07:55:04		Walnut (East)	324 Motor Vehicle Accident with no	
18-0002630	0	09/05/2018	11:01:26	101	Walnut (West)	553 Public service	
18-0002631	0	09/05/2018	12:05:49	2245	Rocky Face	311 Medical assist, assist EMS crew	
18-0002632	0	09/05/2018	12:16:42	302	Cappes	311 Medical assist, assist EMS crew	
18-0002633	0	09/05/2018	14:44:10		Veterans	311 Medical assist, assist EMS crew	
18-0002634	0	09/05/2018	16:26:29	1106	James	311 Medical assist, assist EMS crew	
18-0002635	0	09/05/2018	16:37:43	2032	Dug Gap	510 Person in distress, Other	
18-0002636	0	09/05/2018	16:57:35	1821	Wood Valley	745 Alarm system activation, no fire -	
18-0002637	0	09/05/2018	17:40:25	1020	Riverbend	735 Alarm system sounded due to	
18-0002638	0	09/05/2018	19:47:52	114	Tibbs (North)	611 Dispatched & cancelled en route	
18-0002639	0	09/05/2018	19:49:08		Underwood	311 Medical assist, assist EMS crew	
18-0002640	0	09/05/2018	20:15:18	1115	Professional	743 Smoke detector activation, no fire	
18-0002641	0	09/05/2018	20:57:14	1102	Cargal	311 Medical assist, assist EMS crew	

Dalton Fire Department

Incident List by Incident Number w/Est Loss(Month)

Alarm Date Between {09/01/2018} And {09/30/2018}

Incident	Exp	Alm Date	Time		Location	Incident Type	Est Loss
18-0002642	0	09/05/2018	21:44:08	1000	Knox	561 Unauthorized burning	
18-0002643	0	09/05/2018	23:49:22	1411	Chattanooga	311 Medical assist, assist EMS crew	
18-0002644	0	09/06/2018	09:49:02	1405	Vann	311 Medical assist, assist EMS crew	
18-0002645	0	09/06/2018	11:04:12	1101	Riverbend	311 Medical assist, assist EMS crew	
18-0002646	0	09/06/2018	12:34:55	2708	Airport	311 Medical assist, assist EMS crew	
18-0002647	0	09/06/2018	12:42:42	2329	Chattanooga	311 Medical assist, assist EMS crew	
18-0002648	0	09/06/2018	13:17:01	515	Lester	445 Arcing, shorted electrical	
18-0002649	0	09/06/2018	14:16:45	1111	Professional	311 Medical assist, assist EMS crew	
18-0002650	0	09/06/2018	18:47:16	1100	Autumn	611 Dispatched & cancelled en route	
18-0002651	0	09/06/2018	19:13:59	411	Crawford (West)	735 Alarm system sounded due to	
18-0002652	0	09/06/2018	19:59:09	320	Bowen	311 Medical assist, assist EMS crew	
18-0002653	0	09/06/2018	22:56:01	818	Shugart	311 Medical assist, assist EMS crew	
18-0002654	0	09/06/2018	23:21:11	410	Roberts	311 Medical assist, assist EMS crew	
18-0002655	0	09/07/2018	09:01:59		North Bypass	322 Motor vehicle accident with	
18-0002656	0	09/07/2018	13:57:28		Abutment	444 Power line down	
18-0002657	0	09/07/2018	14:22:56	700	Phoenix	311 Medical assist, assist EMS crew	
18-0002658	0	09/07/2018	16:07:20		Glenwood (South)	611 Dispatched & cancelled en route	
18-0002659	0	09/07/2018	21:02:17	815	Shugart	311 Medical assist, assist EMS crew	
18-0002660	0	09/07/2018	21:06:16	1926	Dug Gap	311 Medical assist, assist EMS crew	
18-0002661	0	09/07/2018	21:51:18	500	Legion	311 Medical assist, assist EMS crew	
18-0002662	0	09/08/2018	03:08:12	1320	Winton	743 Smoke detector activation, no fire	
18-0002663	0	09/08/2018	07:42:38	523	Tyler (West)	151 Outside rubbish, trash or waste	
18-0002664	0	09/08/2018	08:02:20	1102	Cargal	311 Medical assist, assist EMS crew	
18-0002665	0	09/08/2018	10:23:21		I-75 N. Bound	611 Dispatched & cancelled en route	
18-0002666	0	09/08/2018	11:58:44	1212	Glenwood (North)	311 Medical assist, assist EMS crew	
18-0002667	0	09/08/2018	12:03:55	519	Hawthorne (West)	311 Medical assist, assist EMS crew	
18-0002668	0	09/08/2018	12:10:53		Walnut (West)	322 Motor vehicle accident with	
18-0002669	0	09/08/2018	13:04:04	1102	Frazier	311 Medical assist, assist EMS crew	
18-0002670	0	09/08/2018	13:45:47	411	Thornton (North)	111 Building fire	$1,800
18-0002671	0	09/08/2018	20:52:22	903	Avenue F	311 Medical assist, assist EMS crew	

Dalton Fire Department

Incident List by Incident Number w/Est Loss(Month)

Alarm Date Between {09/01/2018} And {09/30/2018}

Incident	Exp	Alm Date	Time		Location	Incident Type	Est Loss
18-0002672	0	09/08/2018	21:21:52	620	Fifth	311 Medical assist, assist EMS crew	
18-0002673	0	09/09/2018	07:02:24	1704	Underwood	311 Medical assist, assist EMS crew	
18-0002674	0	09/09/2018	10:40:55	1105	Brookwood	311 Medical assist, assist EMS crew	
18-0002675	0	09/09/2018	12:54:31	2203	Dixie (South)	311 Medical assist, assist EMS crew	
18-0002676	0	09/09/2018	16:30:32	1110	Burleyson	745 Alarm system activation, no fire -	
18-0002677	0	09/09/2018	18:18:43	903	West Bridge	311 Medical assist, assist EMS crew	
18-0002678	0	09/09/2018	20:09:30	900	Shugart	311 Medical assist, assist EMS crew	
18-0002679	0	09/09/2018	20:31:28		I-75 N. Bound	611 Dispatched & cancelled en route	
18-0002680	0	09/09/2018	23:36:48	1004	Cartwright	311 Medical assist, assist EMS crew	
18-0002681	0	09/10/2018	01:21:30	609	Thornton (South)	311 Medical assist, assist EMS crew	
18-0002682	0	09/10/2018	05:57:11	1903	Summit View	311 Medical assist, assist EMS crew	
18-0002683	0	09/10/2018	08:07:24	108	Wildberry	611 Dispatched & cancelled en route	
18-0002684	0	09/10/2018	09:21:12	1247	Glenwood (North)	421 Chemical hazard (no spill or leak)	
18-0002685	0	09/10/2018	10:50:43	2116	Hamilton (South)	745 Alarm system activation, no fire -	
18-0002686	0	09/10/2018	14:31:52	606	Clark	611 Dispatched & cancelled en route	
18-0002687	0	09/10/2018	14:35:11	501	Legion	311 Medical assist, assist EMS crew	
18-0002688	0	09/10/2018	16:09:32		Cleveland	322 Motor vehicle accident with	
18-0002689	0	09/10/2018	17:42:36		Shugart	322 Motor vehicle accident with	
18-0002690	0	09/10/2018	18:06:50	136	Nickie	311 Medical assist, assist EMS crew	
18-0002691	0	09/10/2018	19:39:12	212	Hamilton (North)	311 Medical assist, assist EMS crew	
18-0002692	0	09/10/2018	20:00:32	1916	Fairington	611 Dispatched & cancelled en route	
18-0002693	0	09/10/2018	22:15:58	902	Hamilton (North)	311 Medical assist, assist EMS crew	
18-0002694	0	09/11/2018	05:44:00		Walnut (East)	324 Motor Vehicle Accident with no	
18-0002695	0	09/11/2018	07:08:22	1300	Hamilton (South)	322 Motor vehicle accident with	
18-0002696	0	09/11/2018	10:08:52	1220	Broadrick	743 Smoke detector activation, no fire	
18-0002697	0	09/11/2018	12:45:06		Thornton (North)	444 Power line down	
18-0002698	0	09/11/2018	13:34:04	171	Keith	311 Medical assist, assist EMS crew	
18-0002699	0	09/11/2018	16:00:06	301	Point North	611 Dispatched & cancelled en route	
18-0002700	0	09/11/2018	20:59:59	1121	Riverbend	311 Medical assist, assist EMS crew	
18-0002701	0	09/11/2018	22:47:53	1220	Broadrick	733 Smoke detector activation due to	

Dalton Fire Department

Incident List by Incident Number w/Est Loss(Month)

Alarm Date Between {09/01/2018} And {09/30/2018}

Incident	Exp	Alm Date	Time		Location	Incident Type	Est Loss
18-0002702	0	09/12/2018	08:01:42		Walnut (East)	322 Motor vehicle accident with	
18-0002703	0	09/12/2018	12:06:45	1500	Manly	651 Smoke scare, odor of smoke	
18-0002704	0	09/12/2018	12:30:54	505	Dantzler	311 Medical assist, assist EMS crew	
18-0002705	0	09/12/2018	14:03:51	1104	Walston	311 Medical assist, assist EMS crew	
18-0002706	0	09/12/2018	15:08:16	2315	Sir Lancelot	311 Medical assist, assist EMS crew	
18-0002707	0	09/12/2018	18:12:51	204	Walker	311 Medical assist, assist EMS crew	
18-0002708	0	09/12/2018	18:15:32	305	Davidson	311 Medical assist, assist EMS crew	
18-0002709	0	09/12/2018	18:53:39	902	Hamilton (North)	311 Medical assist, assist EMS crew	
18-0002710	0	09/12/2018	19:12:09	1300	Waugh (West)	311 Medical assist, assist EMS crew	
18-0002711	0	09/12/2018	22:34:30	2207	Rocky Face	442 Overheated motor	
18-0002712	0	09/13/2018	06:53:27	108	Kinnier	671 HazMat release investigation w/no	
18-0002713	0	09/13/2018	08:28:07	903	Hamilton (South)	311 Medical assist, assist EMS crew	
18-0002714	0	09/13/2018	11:21:38	1247	Broadrick	745 Alarm system activation, no fire -	
18-0002715	0	09/13/2018	16:03:24		Hamilton (South)	322 Motor vehicle accident with	
18-0002716	0	09/13/2018	19:56:17		Waugh (East)	151 Outside rubbish, trash or waste	
18-0002717	0	09/13/2018	23:27:26	906	Hamilton (South)	142 Brush or brush-and-grass mixture	
18-0002718	0	09/14/2018	05:26:43		Chattanooga	322 Motor vehicle accident with	
18-0002719	0	09/14/2018	06:48:55	114	Davidson	323 Motor vehicle/pedestrian accident	
18-0002720	0	09/14/2018	16:13:10	304	Robinwood	611 Dispatched & cancelled en route	
18-0002721	0	09/14/2018	16:49:57	2315	Sir Lancelot	311 Medical assist, assist EMS crew	
18-0002722	0	09/14/2018	17:13:03	1696	Burnt Oak	311 Medical assist, assist EMS crew	
18-0002723	0	09/14/2018	20:11:17	100	Autumn	311 Medical assist, assist EMS crew	
18-0002724	0	09/14/2018	21:59:03	1322	Walnut (West)	622 No Incident found on arrival at	
18-0002725	0	09/14/2018	22:46:26	1300	Waugh (West)	311 Medical assist, assist EMS crew	
18-0002726	0	09/14/2018	23:51:14	MM336	I-75 S. Bound	322 Motor vehicle accident with	
18-0002727	0	09/15/2018	16:45:51	1300	Waugh (West)	311 Medical assist, assist EMS crew	
18-0002728	0	09/15/2018	17:47:39	1695	Willow Oak	311 Medical assist, assist EMS crew	
18-0002729	0	09/15/2018	18:13:05	1100	Walnut (East)	311 Medical assist, assist EMS crew	
18-0002730	0	09/15/2018	19:23:28	2222	Hamilton Extension	745 Alarm system activation, no fire -	
18-0002731	0	09/15/2018	19:32:33	618	Cockburn	651 Smoke scare, odor of smoke	

Dalton Fire Department

Incident List by Incident Number w/Est Loss(Month)

Alarm Date Between {09/01/2018} And {09/30/2018}

Incident	Exp	Alm Date	Time	Location		Incident Type	Est Loss
18-0002732	0	09/15/2018	21:09:44	319	Keith	611 Dispatched & cancelled en route	
18-0002733	0	09/15/2018	21:46:39	133	Altamont	311 Medical assist, assist EMS crew	
18-0002734	0	09/16/2018	00:21:04	933	Market	311 Medical assist, assist EMS crew	
18-0002735	0	09/16/2018	07:17:46	905	Liddell	311 Medical assist, assist EMS crew	
18-0002736	0	09/16/2018	09:38:05	816	J & J	311 Medical assist, assist EMS crew	
18-0002737	0	09/16/2018	09:41:34	623	Fourth	311 Medical assist, assist EMS crew	
18-0002738	0	09/16/2018	15:00:59	1703	Westchester	311 Medical assist, assist EMS crew	
18-0002739	0	09/16/2018	15:05:58	207	Tyler (West)	311 Medical assist, assist EMS crew	
18-0002740	0	09/16/2018	16:39:44	1200	Memorial	735 Alarm system sounded due to	
18-0002741	0	09/16/2018	17:43:21	802	Lakemont	311 Medical assist, assist EMS crew	
18-0002742	0	09/17/2018	02:00:16	1200	Memorial	733 Smoke detector activation due to	
18-0002743	0	09/17/2018	06:25:00	821	Chattanooga	735 Alarm system sounded due to	
18-0002744	0	09/17/2018	06:57:35		Abutment	322 Motor vehicle accident with	
18-0002745	0	09/17/2018	08:08:21	207	Tyler (West)	311 Medical assist, assist EMS crew	
18-0002746	0	09/17/2018	08:34:17	1108	Walston	311 Medical assist, assist EMS crew	
18-0002747	0	09/17/2018	09:01:49	937	Avenue F	311 Medical assist, assist EMS crew	
18-0002748	0	09/17/2018	09:25:16	821	Chattanooga	735 Alarm system sounded due to	
18-0002749	0	09/17/2018	10:21:32	403	Bristol	311 Medical assist, assist EMS crew	
18-0002750	0	09/17/2018	12:57:31	1406	Chattanooga	311 Medical assist, assist EMS crew	
18-0002751	0	09/17/2018	13:11:55	900	Elk	151 Outside rubbish, trash or waste	
18-0002752	0	09/17/2018	14:32:31	1247	Broadrick	744 Detector activation, no fire -	
18-0002753	0	09/17/2018	15:27:22	2303	Chattanooga	745 Alarm system activation, no fire -	
18-0002754	0	09/17/2018	17:23:37		Cleveland	322 Motor vehicle accident with	
18-0002755	0	09/17/2018	19:16:34		Abutment	311 Medical assist, assist EMS crew	
18-0002756	0	09/17/2018	19:23:02	609	Thornton (South)	311 Medical assist, assist EMS crew	
18-0002757	0	09/17/2018	20:41:42	1335	Walnut (West)	311 Medical assist, assist EMS crew	
18-0002758	0	09/17/2018	20:43:22	1104	Walston	311 Medical assist, assist EMS crew	
18-0002759	0	09/17/2018	22:02:05	304	Robinwood	611 Dispatched & cancelled en route	
18-0002760	0	09/17/2018	22:37:08	1207	Valencia	421 Chemical hazard (no spill or leak)	
18-0002761	0	09/18/2018	01:59:32	816	Walnut Square	745 Alarm system activation, no fire -	

Dalton Fire Department

Incident List by Incident Number w/Est Loss(Month)

Alarm Date Between {09/01/2018} And {09/30/2018}

Incident	Exp	Alm Date	Time		Location	Incident Type	Est Loss
18-0002762	0	09/18/2018	02:39:51	1105	Brookwood	311 Medical assist, assist EMS crew	
18-0002763	0	09/18/2018	10:58:25	818	Shugart	311 Medical assist, assist EMS crew	
18-0002764	0	09/18/2018	18:51:25		I-75 S. Bound	324 Motor Vehicle Accident with no	
18-0002765	0	09/18/2018	20:09:54	174	Callahan	735 Alarm system sounded due to	
18-0002766	0	09/18/2018	20:15:59	901	Stoneleigh	412 Gas leak (natural gas or LPG)	
18-0002767	0	09/18/2018	20:26:09	488	Francis	151 Outside rubbish, trash or waste	
18-0002768	0	09/18/2018	20:42:00	2220	Chattanooga	311 Medical assist, assist EMS crew	
18-0002769	0	09/18/2018	21:08:45	650	College	311 Medical assist, assist EMS crew	
18-0002770	0	09/19/2018	07:02:24		Veterans	322 Motor vehicle accident with	
18-0002771	0	09/19/2018	10:22:34	1915	Abutment	322 Motor vehicle accident with	
18-0002772	0	09/19/2018	12:07:37	900	Shugart	311 Medical assist, assist EMS crew	
18-0002773	0	09/19/2018	13:56:04		I-75 N. Bound	322 Motor vehicle accident with	
18-0002774	0	09/19/2018	15:42:42	1275	Cross Plains	311 Medical assist, assist EMS crew	
18-0002775	0	09/20/2018	02:51:30	1116	Willowdale	311 Medical assist, assist EMS crew	
18-0002776	0	09/20/2018	07:10:24	900	Shugart	311 Medical assist, assist EMS crew	
18-0002777	0	09/20/2018	07:41:32	1113	Helton	745 Alarm system activation, no fire -	
18-0002778	0	09/20/2018	11:28:46		Hamilton (North)	311 Medical assist, assist EMS crew	
18-0002779	0	09/20/2018	11:39:21	818	Shugart	311 Medical assist, assist EMS crew	
18-0002780	0	09/20/2018	11:50:38	1001	Thornton (South)	611 Dispatched & cancelled en route	
18-0002781	0	09/20/2018	11:56:05	332	I-75 N. Bound	311 Medical assist, assist EMS crew	
18-0002782	0	09/20/2018	13:58:24	1275	Cross Plains	311 Medical assist, assist EMS crew	
18-0002783	0	09/20/2018	15:06:11	310	Chestnut	311 Medical assist, assist EMS crew	
18-0002784	0	09/20/2018	16:34:00	1209	Walnut (West)	311 Medical assist, assist EMS crew	
18-0002785	0	09/20/2018	16:47:56	717	Trammell	111 Building fire	$5,000
18-0002786	0	09/20/2018	18:54:52	1315	Walnut (West)	311 Medical assist, assist EMS crew	
18-0002787	0	09/20/2018	22:11:59	1523	Walnut (West)	400 Hazardous condition, Other	
18-0002788	0	09/21/2018	02:21:44	905	Hamilton (South)	311 Medical assist, assist EMS crew	
18-0002789	0	09/21/2018	04:54:50	1203	Acme	311 Medical assist, assist EMS crew	
18-0002790	0	09/21/2018	07:13:20	1218	Broadrick	311 Medical assist, assist EMS crew	
18-0002791	0	09/21/2018	08:35:51	227	Grace	311 Medical assist, assist EMS crew	

Dalton Fire Department

Incident List by Incident Number w/Est Loss(Month)

Alarm Date Between {09/01/2018} And {09/30/2018}

Incident	Exp	Alm Date	Time		Location		Incident Type	Est Loss
18-0002792	0	09/21/2018	09:09:53	1413	Chattanooga	554	Assist invalid	
18-0002793	0	09/21/2018	10:06:30		Meeting	311	Medical assist, assist EMS crew	
18-0002794	0	09/21/2018	10:33:05	1107	Memorial	353	Removal of victim(s) from stalled	
18-0002795	0	09/21/2018	10:46:19	1275	Elkwood	745	Alarm system activation, no fire -	
18-0002796	0	09/21/2018	11:00:56	1275	Cross Plains	311	Medical assist, assist EMS crew	
18-0002797	0	09/21/2018	11:37:25	1320	Winton	743	Smoke detector activation, no fire	
18-0002798	0	09/21/2018	12:43:23	247	Hamilton (North)	311	Medical assist, assist EMS crew	
18-0002799	0	09/21/2018	13:11:04	98	Walnut (West)	311	Medical assist, assist EMS crew	
18-0002800	0	09/21/2018	13:27:25	810	Beirut	611	Dispatched & cancelled en route	
18-0002801	0	09/21/2018	15:55:46	1601	MLK Jr.	322	Motor vehicle accident with	
18-0002802	0	09/21/2018	16:37:46	203	Easterling (South)	311	Medical assist, assist EMS crew	
18-0002803	0	09/21/2018	18:48:53	303	Castle	735	Alarm system sounded due to	
18-0002804	0	09/21/2018	19:12:17	703	Arbella	611	Dispatched & cancelled en route	
18-0002805	0	09/21/2018	19:37:28	2021	Shields	311	Medical assist, assist EMS crew	
18-0002806	0	09/21/2018	19:43:15	600	Glenwood (North)	651	Smoke scare, odor of smoke	
18-0002807	0	09/21/2018	20:29:49		Thornton (South)	311	Medical assist, assist EMS crew	
18-0002808	0	09/22/2018	00:45:08	98	Walnut (West)	311	Medical assist, assist EMS crew	
18-0002809	0	09/22/2018	10:41:48	506	Loveman	445	Arcing, shorted electrical	
18-0002810	0	09/22/2018	10:58:05		North Bypass	324	Motor Vehicle Accident with no	
18-0002811	0	09/22/2018	12:50:02	1919	Dug Gap	311	Medical assist, assist EMS crew	
18-0002812	0	09/22/2018	13:52:55		Walnut (East)	324	Motor Vehicle Accident with no	
18-0002813	0	09/22/2018	14:19:04	400	Thornton (North)	311	Medical assist, assist EMS crew	
18-0002814	0	09/22/2018	15:37:54	424	Fourth	311	Medical assist, assist EMS crew	
18-0002815	0	09/22/2018	17:24:09	2300	Botany Woods	553	Public service	
18-0002816	0	09/22/2018	17:53:28	818	Shugart	311	Medical assist, assist EMS crew	
18-0002817	0	09/22/2018	18:00:41	1002	Linden	311	Medical assist, assist EMS crew	
18-0002818	0	09/22/2018	18:41:31	938	Market	311	Medical assist, assist EMS crew	
18-0002819	0	09/22/2018	20:18:50	2033	Shields	311	Medical assist, assist EMS crew	
18-0002820	0	09/22/2018	20:48:17	609	Thornton (South)	311	Medical assist, assist EMS crew	
18-0002821	0	09/22/2018	20:51:40	817	Hamilton (South)	743	Smoke detector activation, no fire	

Dalton Fire Department

Incident List by Incident Number w/Est Loss(Month)

Alarm Date Between {09/01/2018} And {09/30/2018}

Incident	Exp	Alm Date	Time	Location		Incident Type	Est Loss
18-0002822	0	09/22/2018	21:18:24	1315	Walnut (West)	611 Dispatched & cancelled en route	
18-0002823	0	09/23/2018	07:31:40	1505	Augusta	311 Medical assist, assist EMS crew	
18-0002824	0	09/23/2018	10:23:35	501	Colter	553 Public service	
18-0002825	0	09/23/2018	11:26:34	1302	Underwood	311 Medical assist, assist EMS crew	
18-0002826	0	09/23/2018	12:19:18	1018	Ponderosa	311 Medical assist, assist EMS crew	
18-0002827	0	09/23/2018	13:05:18	2122	King	553 Public service	
18-0002828	0	09/23/2018	17:03:39	100	Easterling (South)	311 Medical assist, assist EMS crew	
18-0002829	0	09/23/2018	19:45:42		Crawford (West)	311 Medical assist, assist EMS crew	
18-0002830	0	09/23/2018	21:44:38	609	Thornton (South)	311 Medical assist, assist EMS crew	
18-0002831	0	09/23/2018	23:50:20	1116	Willowdale	311 Medical assist, assist EMS crew	
18-0002832	0	09/24/2018	00:52:40		Fields	311 Medical assist, assist EMS crew	
18-0002833	0	09/24/2018	01:05:35	908	Elk	735 Alarm system sounded due to	
18-0002834	0	09/24/2018	01:13:09	618	Fourth	311 Medical assist, assist EMS crew	
18-0002835	0	09/24/2018	08:08:20	1007	St. Charles	311 Medical assist, assist EMS crew	
18-0002836	0	09/24/2018	08:39:40	2104	Threadmill	322 Motor vehicle accident with	
18-0002837	0	09/24/2018	08:46:23	1104	Walston	311 Medical assist, assist EMS crew	
18-0002838	0	09/24/2018	10:11:48	1113	Alabama	311 Medical assist, assist EMS crew	
18-0002839	0	09/24/2018	11:36:40	4161	North Bypass	352 Extrication of victim(s) from	
18-0002840	0	09/24/2018	12:50:36	2217	Chattanooga	311 Medical assist, assist EMS crew	
18-0002841	0	09/24/2018	14:00:33	818	Shugart	311 Medical assist, assist EMS crew	
18-0002842	0	09/24/2018	15:57:06	2021	Shields	311 Medical assist, assist EMS crew	
18-0002843	0	09/24/2018	17:09:38		North Bypass	311 Medical assist, assist EMS crew	
18-0002844	0	09/24/2018	17:34:50		Dug Gap	322 Motor vehicle accident with	
18-0002845	0	09/24/2018	21:35:33	2220	Chattanooga	311 Medical assist, assist EMS crew	
18-0002846	0	09/24/2018	22:16:58	2021	Shields	311 Medical assist, assist EMS crew	
18-0002847	0	09/24/2018	23:17:27		Hollywood	363 Swift water rescue	
18-0002848	0	09/25/2018	02:17:22	2100	Hamilton (South)	611 Dispatched & cancelled en route	
18-0002849	0	09/25/2018	03:42:01	1275	Elkwood	735 Alarm system sounded due to	
18-0002850	0	09/25/2018	10:51:19	715	Glenwood (South)	611 Dispatched & cancelled en route	
18-0002851	0	09/25/2018	15:28:03	498	Cedar	311 Medical assist, assist EMS crew	

Dalton Fire Department

Incident List by Incident Number w/Est Loss(Month)

Alarm Date Between {09/01/2018} And {09/30/2018}

Incident	Exp	Alm Date	Time	Location		Incident Type	Est Loss
18-0002852	0	09/25/2018	16:37:06	1320	Winton	743 Smoke detector activation, no fire	
18-0002853	0	09/25/2018	18:38:02	129	Andasol	311 Medical assist, assist EMS crew	
18-0002854	0	09/25/2018	21:59:39	1801	Dug Gap	622 No Incident found on arrival at	
18-0002855	0	09/26/2018	01:49:59	1831	Wood Valley	733 Smoke detector activation due to	
18-0002856	0	09/26/2018	06:44:53		North Bypass	322 Motor vehicle accident with	
18-0002857	0	09/26/2018	07:32:32	313	Keith	611 Dispatched & cancelled en route	
18-0002858	0	09/26/2018	09:09:56	405	School	744 Detector activation, no fire -	
18-0002859	0	09/26/2018	15:22:18		I-75 N. Bound	322 Motor vehicle accident with	
18-0002860	0	09/26/2018	15:53:43		North Bypass	322 Motor vehicle accident with	
18-0002861	0	09/26/2018	16:17:11		Thornton (South)	324 Motor Vehicle Accident with no	
18-0002862	0	09/26/2018	16:42:41	1627	Abutment	735 Alarm system sounded due to	
18-0002863	0	09/26/2018	17:41:48	822	Shugart	311 Medical assist, assist EMS crew	
18-0002864	0	09/26/2018	17:43:24	1627	Abutment	735 Alarm system sounded due to	
18-0002865	0	09/26/2018	19:15:26	1320	Winton	743 Smoke detector activation, no fire	
18-0002866	0	09/26/2018	20:00:20	1000	Market	311 Medical assist, assist EMS crew	
18-0002867	0	09/26/2018	23:04:08	1202	Sherwood	622 No Incident found on arrival at	
18-0002868	0	09/26/2018	23:07:12	408	Fredrick (North)	311 Medical assist, assist EMS crew	
18-0002869	0	09/27/2018	03:20:53	1515	Cleveland	311 Medical assist, assist EMS crew	
18-0002870	0	09/27/2018	05:55:41		Abutment	611 Dispatched & cancelled en route	
18-0002871	0	09/27/2018	08:23:42	2501	Walnut (East)	611 Dispatched & cancelled en route	
18-0002872	0	09/27/2018	11:56:54		Walnut (West)	322 Motor vehicle accident with	
18-0002873	0	09/27/2018	17:21:39	1627	Abutment	735 Alarm system sounded due to	
18-0002874	0	09/28/2018	02:15:35	812	Crawford (West)	311 Medical assist, assist EMS crew	
18-0002875	0	09/28/2018	12:16:16	1234	Glenwood (North)	154 Dumpster or other outside trash	
18-0002876	0	09/28/2018	14:00:33	601	Thornton (South)	311 Medical assist, assist EMS crew	
18-0002877	0	09/28/2018	14:57:05	1000	Rockdale	311 Medical assist, assist EMS crew	
18-0002878	0	09/28/2018	17:54:22		Bogle (North)	444 Power line down	
18-0002879	0	09/28/2018	19:48:37	2022	Shields	311 Medical assist, assist EMS crew	
18-0002880	0	09/28/2018	20:49:00		North Bypass	622 No Incident found on arrival at	
18-0002881	0	09/28/2018	22:59:22	1030	Willowdale	311 Medical assist, assist EMS crew	

Dalton Fire Department

Incident List by Incident Number w/Est Loss(Month)

Alarm Date Between {09/01/2018} And {09/30/2018}

Incident	Exp	Alm Date	Time		Location	Incident Type	Est Loss
18-0002882	0	09/29/2018	00:48:34	1012	May	311 Medical assist, assist EMS crew	
18-0002883	0	09/29/2018	01:09:42	303	Tibbs (South)	311 Medical assist, assist EMS crew	
18-0002884	0	09/29/2018	01:13:15	1116	Willowdale	311 Medical assist, assist EMS crew	
18-0002885	0	09/29/2018	05:48:01	810	Beirut	311 Medical assist, assist EMS crew	
18-0002886	0	09/29/2018	09:13:00	2022	Shields	311 Medical assist, assist EMS crew	
18-0002887	0	09/29/2018	09:20:51		Thornton (South)	323 Motor vehicle/pedestrian accident	
18-0002888	0	09/29/2018	10:14:55		I-75 N. Bound	324 Motor Vehicle Accident with no	
18-0002889	0	09/29/2018	13:01:14	304	Park (West)	311 Medical assist, assist EMS crew	
18-0002890	0	09/29/2018	13:42:08	623	Fourth	311 Medical assist, assist EMS crew	
18-0002891	0	09/29/2018	15:12:15	2022	Shields	311 Medical assist, assist EMS crew	
18-0002892	0	09/29/2018	16:13:57	905	Hamilton (South)	611 Dispatched & cancelled en route	
18-0002893	0	09/29/2018	17:19:35	1962	Springchase	311 Medical assist, assist EMS crew	
18-0002894	0	09/29/2018	17:47:45	308	Park Canyon	311 Medical assist, assist EMS crew	
18-0002895	0	09/29/2018	21:41:27	1220	Broadrick	735 Alarm system sounded due to	
18-0002896	0	09/29/2018	22:01:56	510	Fifth	611 Dispatched & cancelled en route	
18-0002897	0	09/29/2018	22:06:45	1529	Walnut (West)	311 Medical assist, assist EMS crew	
18-0002898	0	09/29/2018	22:32:57	1212	Broadrick	311 Medical assist, assist EMS crew	
18-0002899	0	09/29/2018	22:45:36	1204	New Doris	311 Medical assist, assist EMS crew	
18-0002900	0	09/29/2018	23:25:35	612	Maney	611 Dispatched & cancelled en route	
18-0002901	0	09/30/2018	00:46:37	2200	Chattanooga	311 Medical assist, assist EMS crew	
18-0002902	0	09/30/2018	09:14:08		I-75 N. Bound	611 Dispatched & cancelled en route	
18-0002903	0	09/30/2018	10:22:39	1474	Mineral Springs	311 Medical assist, assist EMS crew	
18-0002904	0	09/30/2018	21:14:45	1000	Brown	311 Medical assist, assist EMS crew	
18-0002905	0	09/30/2018	22:52:46	818	Shugart	551 Assist police or other	

Total Incident Count 324 **Total Est Loss $6,800**

Dalton Fire Department

Monthly Unit Response Time Analysis

Alarm Date Between {09/01/2018} And {09/30/2018} and Response Code = "2 " Non-Emergency

Response Hrs Mins	Count	Percentage
< 01	9	12.6%
01	2	2.8%
02	9	12.6%
03	14	19.7%
04	10	14.0%
05	7	9.8%
06	10	14.0%
07	4	5.6%
08	4	5.6%
09	1	1.4%
15	1	1.4%

Overall Average Response Time: 00:04:20

Dalton Fire Department

Monthly Unit Response Time Analysis

Alarm Date Between {09/01/2018} And {09/30/2018}
and Response Code = "1 " Emergency

Response Hrs Mins	Count	Percentage
< 01	13	3.4%
01	58	15.2%
02	106	27.8%
03	87	22.8%
04	74	19.4%
05	24	6.2%
06	16	4.1%
08	1	0.2%
09	1	0.2%
10	1	0.2%

Overall Average Response Time: 00:03:17

Dalton Fire Department
Medical Incident Study
EMS On scene/Not on scene Prior to DFD Comparison
9/1/18 – 9/30/18

Total Incidents in Time Period – 234

EMS On scene Prior to DFD – 62

EMS Not On Scene Prior – 172

During the month of September Dalton Fire Department arrived on-scene prior to Hamilton EMS on approximately 73% of the medical calls we were dispatched to.

Training Division Monthly Report
September 2018

Overview

An awareness level course on surface water rescue was delivered to all suppression personnel. The Training Division conducted engine company drills in accordance with NFPA 1410 for all 15 crews assigned to engine companies within the city. Refresher training was completed for all personnel on basic and advanced forcible entry techniques. Additional monthly training included territory familiarization, pre-fire training, core competency check-offs, special operations training, and company level drills chosen by company officers. Training hours during the month of September totaled 2,033.

Outside Schools

Two of the department's hazardous materials technicians attended the 2018 Hazardous Materials Symposium presented by GEMHSA at GPSTC.

Additional off-campus training included:

Preparation for Initial Company Operations	GPSTC	3
Strategy & Tactics for Initial Company Operations	GPSTC	1
Decision Making for Initial Company Operations	GPSTC	1

Support Functions

- 181 hours were spent completing apparatus checks and equipment replenishment
- Cleaning and maintenance activities accounted for 734 hours in September
- 1 hour was dedicated to fire investigation and related activities

Dalton Fire Department

Incident Type Report (Monthly Summary)

Alarm Date Between {09/01/2018} And {09/30/2018}

Incident Type	Count	Pct of Incidents	Total Est Loss	Pct of Losses
1 Fire				
111 Building fire	2	0.61%	$6,800	100.00%
142 Brush or brush-and-grass mixture fire	1	0.30%	$0	0.00%
151 Outside rubbish, trash or waste fire	4	1.23%	$0	0.00%
154 Dumpster or other outside trash receptacle	1	0.30%	$0	0.00%
	8	**2.46%**	**$6,800**	**100.00%**
3 Rescue & Emergency Medical Service Incident				
311 Medical assist, assist EMS crew	183	56.48%	$0	0.00%
322 Motor vehicle accident with injuries	23	7.09%	$0	0.00%
323 Motor vehicle/pedestrian accident (MV Ped)	2	0.61%	$0	0.00%
324 Motor Vehicle Accident with no injuries	7	2.16%	$0	0.00%
352 Extrication of victim(s) from vehicle	1	0.30%	$0	0.00%
353 Removal of victim(s) from stalled elevator	1	0.30%	$0	0.00%
363 Swift water rescue	1	0.30%	$0	0.00%
	218	**67.28%**	**$0**	**0.00%**
4 Hazardous Condition (No Fire)				
400 Hazardous condition, Other	1	0.30%	$0	0.00%
411 Gasoline or other flammable liquid spill	1	0.30%	$0	0.00%
412 Gas leak (natural gas or LPG)	1	0.30%	$0	0.00%
421 Chemical hazard (no spill or leak)	2	0.61%	$0	0.00%
442 Overheated motor	2	0.61%	$0	0.00%
444 Power line down	3	0.92%	$0	0.00%
445 Arcing, shorted electrical equipment	2	0.61%	$0	0.00%
	12	**3.70%**	**$0**	**0.00%**
5 Service Call				
510 Person in distress, Other	1	0.30%	$0	0.00%
551 Assist police or other governmental agency	1	0.30%	$0	0.00%
553 Public service	4	1.23%	$0	0.00%
554 Assist invalid	1	0.30%	$0	0.00%
561 Unauthorized burning	1	0.30%	$0	0.00%
	8	**2.46%**	**$0**	**0.00%**
6 Good Intent Call				
611 Dispatched & cancelled en route	31	9.56%	$0	0.00%
622 No Incident found on arrival at dispatch	5	1.54%	$0	0.00%

Dalton Fire Department

Incident Type Report (Monthly Summary)

Alarm Date Between {09/01/2018} And {09/30/2018}

Incident Type	Count	Pct of Incidents	Total Est Loss	Pct of Losses
6 Good Intent Call				
651 Smoke scare, odor of smoke	3	0.92%	$0	0.00%
671 HazMat release investigation w/no HazMat	1	0.30%	$0	0.00%
	40	**12.34%**	**$0**	**0.00%**
7 False Alarm & False Call				
733 Smoke detector activation due to	3	0.92%	$0	0.00%
735 Alarm system sounded due to malfunction	14	4.32%	$0	0.00%
743 Smoke detector activation, no fire -	7	2.16%	$0	0.00%
744 Detector activation, no fire -	3	0.92%	$0	0.00%
745 Alarm system activation, no fire -	11	3.39%	$0	0.00%
	38	**11.72%**	**$0**	**0.00%**

Total Incident Count: 324 Total Est Loss: $6,800

PREVENTION DIVISION

September, 2018

C/O INSPECTIONS EXISTING BUILDINGS: TOTAL OF 14

- 1205 E. Morris St. – La Esquinita: Deficiencies found during inspection include: address needs to be posted, Knox Box needs to be installed, and add emergency lighting.
- 1008 Professional Blvd. Suite 4B – Northwest Georgia Home Health LLC: Deficiencies found during inspection include: Knox Box needs to be installed on building, and emergency lights not working.
- 825 Chattanooga Ave. – Southern Reflexion LLC: No deficiencies found during inspection.
- 816 Walnut Square Blvd. – T-Mobile: Deficiencies found during inspection include: exit blocked, combustibles stored near electrical panel, and fire extinguisher needed.
- 1247 Broadrick Dr. – Hamilton Medical Center Parking Deck: Deficiencies found during inspection include: Knox Box needs to be installed, Fire alarm annunciator needs to be installed on Division 1, stairwell door needs panic bar, address needs to be posted, and exit signage needs directional arrows to point towards emergency exits.
- 240 N. Hamilton St. – Café Ostro: No deficiencies found during inspection.
- 300 Smith Industrial Blvd. – Dunkin Donuts: No deficiencies found during inspection.
- 310 N. Selvidge St. – Paula Plott Gregg Art Studio: Deficiencies found during inspection include: Exposed electrical wiring, extension cords used as permanent power, address needs to be posted, and fire extinguishers need current inspection tag.
- 913 N. Glenwood Ave. – North and South Towing: Deficiencies found during inspection include: fire extinguishers need serviced, and address needs to be posted.
- 825 Chattanooga Ave. Suite 12 – Southern Reflexion LLC.: Deficiencies found during basic inspection include: Sprinkler heads need to be moved due to being obstructed.

- 1247 Broadrick Dr. – Hamilton Medical Center Parking Deck: Deficiencies found during inspection include: Knox Box needed, fire alarm annunciator panel needs to be added, breaker locks needed on fire alarm, and emergency lights breakers, panic hardware needs to be install on stairwell exits, address signage needed, and exit signs should direct to nearest exit.
- 1205 E. Morris St. – La Esquinita: Deficiencies found during inspection include: Address needs to be posted, Knox Box needed, and emergency lights needed.
- 1008 Professional Blvd. – Northwest Georgia Home Health LLC: Deficiencies found during inspection include: Knox Box needed, and emergency light in stairwell needs to be repaired.
- 816 Walnut Square Blvd. – T-Mobile: No deficiencies found during inspection.

BASIC INSPECTIONS TOTAL OF 21

- 2222 Hamilton St. Ext. – Signature Carpets: Deficiencies found during basic inspection include: Repair or replace exit signs and emergency lighting, escutcheon plates missing, need hydrants serviced and flowed, sprinkler head wrench missing and add address numbers to building.
- 2224 Hamilton St. Ext. – Integrated Tufting Center: Deficiencies found during basic inspection include: Exits blocked or not visible, exit pathways not proper size, no sprinkler wrench in box, need hydrant serviced and flowed, cannot see exit signs, exit lights and emergency lights need repaired or replaced, propane tanks need to be secured and maintain clearance around electrical panels.
- 316 Northgate Dr. – Lifetime Muffler & Brake: No deficiencies found during basic inspection. Need to add a Knox Box.
- 324 Northgate Dr. – One Main Financial: One deficiency found during basic inspection: Have extinguishers serviced. Need to add a Knox Box.
- 362 Northgate Dr. – First National Community Bank: No deficiencies found during basic inspection. Need to add a Knox Box.
- 1300 Veterans Dr. – Shiroki: No deficiencies found during basic inspection. Need to add a Knox Box.

- 1205 Royal Dr. – Green Vulture LLC: Deficiencies found during basic inspection include: Repair or replace exit and emergency lights, ensure all junction boxes are covered, have private hydrants flow tested. Need to add a Knox Box.
- 311 Smith Industrial Blvd. – Tandus: No deficiencies found during basic inspection. Need to add a Knox Box.
- 1406 Coronet Dr. – Avanti Environmental Group: Deficiencies found during basic inspection include: Have sprinkler heads cleaned, add numbers to front of building, put cover on electrical panel, add exit sign to rear of building, raise exit signs, keep areas around machines clean and ensure all extinguishers are mounted.
- 2738 Underwood Rd. – Cross Plains Community Center: Deficiencies found during basic inspection: Replace fire door at top of stairs. Add a Knox Box.
- 1060 Vista Dr. – All Seasons Self Storage: Deficiencies found during basic inspection include: Repair or replace exit signs and emergency lighting, have extinguishers serviced, mark riser room and add a Knox Box.
- 908 Elk St. – Servicios Latinos: Deficiencies found during basic inspection include: Sprinkler heads coated with overspray, extension cords used as permanent power, Knox Box needed, not enough exits, stairs didn't meet code, sprinkler system needs inspection, riser room should be marked, multiple areas throughout not sprinkled, FDC signage needed, sprinkler control valves not marked, fire alarm devices need to be added, fire alarm need serviced, fire alarm system in trouble mode, exit doors swing the wrong way, address not posted, exposed electrical wiring, exit signage needed, emergency lights needed, fire extinguishers need to be tagged, and additional fire extinguishers needed.
- 4410 Mitchell Bridge Rd. – Dalton Utilities: No deficiencies found during inspection.
- 403 Flemming St. – Dalton Golf and Country Club: Deficiencies found during basic inspection include: Sprinkler heads needed in freezers, cooking equipment and space around it should be cleaned on a regular basis, cooking equipment outside of hood, extension cords used as permanent power, exit path blocked, high piled storage, riser room needs to be marked, FDC sign needed, sprinkler control valves need to chained or supervised, fire alarm inspection needed, smoke detector required above fire alarm panel, and 3ft clearance needed around electrical panel.

- 1310 C&L Dr. – Warehouse One: Deficiencies found during basic inspection include: Carpet racks damaged and need to be repaired due to risk of collapse, extension cords used as permanent power, Knox Box needed, means of egress blocked, riser unprotected, storage exceeds 18" clearance to sprinkler heads, no sprinkler wrench in box, riser is blocked, and panic hardware required on exits.
- 801 Legion Dr. – Duvall Chemical: Deficiencies found during basic inspection include: Knox Box needed.
- 813 Legion Dr. – Accurate Mechanical: Deficiencies found during basic inspection include: Compressed gas cylinders should be secured, extension cords used as permanent power, Knox Box needed, exit doors should be unlocked during business hours, address needed, flammable liquids should be stored in an approved manor, remove combustibles near electrical panel, exposed wiring should be in conduit, emergency lights and exit signs need to be repaired or replaced.
- 815 Legion Dr. – Ace Transportation: Deficiencies found during basic inspection include: Secure compressed gas cylinders, extension cords used as permanent power, Knox Box needed, open spaces in electrical panel, exposed electrical wiring, exit signage and emergency lights needed, fire extinguishers need serviced, and remove items on fire extinguishers.
- 1018 Vista Dr. – Vacant – Inspection cleared due to building being vacant.
- 1301 C & L Dr. – U.S. Floors: Deficiencies found during basic inspection include: Knox Box needed, means of egress blocked, no replacement heads ins sprinkler box, sprinkler head wrench needed, FDC Sign needed, sprinkler control valves need to be locked or supervised, hydrant inspection needed, fire alarm needs inspection, smoke detector above fire alarm needs to be repositioned, additional exit signage needed, panic hardware needed on exit doors, additional fire extinguishers needed, and fire extinguisher placement should be marked so to be visible throughout building.
- 412 School St. – M & M Building: Deficiencies found during basic inspection include: Knox Box needed, means of egress blocked, fire alarm needs to be inspected/updated, address signage needed, flammable liquids should be stored in an approved manner, exposed electrical wiring, exit signage and emergency lighting needs to be repaired, and fire extinguishers need serviced.

RESTURANTS/BARS: TOTAL OF 1

- 501 Legion Dr. – Western Sizzlin: Deficiencies found during basic inspection include: Sprinkler head needed in electrical room, cooking equipment needs to be serviced, cooking equipment and are around equipment need to be cleaned on a regular basis, cooking equipment outside hood, extension cords used as permanent power, Knox Box needed, kitchen hood filters need to be cleaned, high piled storage, FDC signage needed, fire alarm inspection due, smoke detector needed at alarm panel, and electrical panel needs 3ft clearance to combustibles.

SITE VISITS: TOTAL OF 41

- 240 N. Hamilton – Café Ostra: Site visit. Discussed hood duct work.
- 304 Tuftco Dr. – Tuftco: Burn permit issued.
- 500 E. Walnut Ave – Ken White: Added keys to Knox Box.
- 330 Brickyard Rd. – Shaw: Added key to Knox Box.
- 2207 S. Hamilton Ext. – Shaw: Added key to Knox Box.
- 2208 S. Hamilton Ext. – Shaw: Added key to Knox Box.
- 825 Chattanooga Ave. – The Mill: Added keys to Knox Box.
- 501 Central Ave. – Brookwood Elementary School: Inspected rooms 244, 242, 247, and 245 for remodel work.
- 411 N. Thornton Ave. - Roxbury Luxury Condos: Post fire investigation with private investigator.
- 300 Smith Industrial Blvd. – Dunkin Donuts: 80% inspection.
- 300 Smith Industrial Blvd. – Dunkin Donuts: 100% inspection.
- 1020 Riverbed Dr. – Shaw Plant 20: New sprinkler pipe inspection.
- 240 N. Hamilton St. – Café Ostro: Hood inspection (complete).
- 1406 Coronet Dr. – Avanti Environmental Group: Site visit.
- 1525 E. Morris St. – Dago's Place: Initial hood inspection.
- 801 E. Walnut Ave. Ste. A – Dalton RV: Knox box installed, put key in box. (2)

- 801 E. Walnut Ave. Ste. C – Vallarta: Knox box installed, put key in box. (2)
- 801 E. Walnut Ave. Ste. L – Veritas: Knox box installed, put key in box. (2)
- 801 E. Walnut Ave. Ste. N – Select Staffing: Knox box installed, put key in box. (2)
- 201 W. Waugh St. – BB&T: Site visit, updated contact information.
- 801 E. Walnut Ave. Suite O – Executive Management: Knox box installed, put key in box. (2)
- 801 E. Walnut Ave. Suite J – Fortune Cookie: Knox box installed, put key in box. (2)
- 801 E. Walnut Ave. Suite H – Groomingtails: Knox box installed, put key in box. (2)
- 801 E. Walnut Ave. Suite F – Cosmo Prof: Knox box installed, put key in box. (2)
- 801 E. Walnut Ave. – Carneceria Loa #3: Re-inspection and added key to Knox Box.
- 825 Chattanooga Ave. – Native: Light test on hood system duct work.
- 543 Callahan Rd. – ProFab: Placed key in Knox Box. (2)
- 500 Commerce St. – Gateway Apartments: Roof leaking.
- 913 N. Glenwood Ave. – North and South Towing: Follow up inspection.
- 825 Chattanooga Ave. Suite 12 – Southern Reflexion LLC: Follow up inspection.
- 825 Chattanooga Ave. – The Mill: Automatic alarm.
- 1247 Broadrick Dr. – Hamilton Medical Center Parking Deck: Follow up inspection.
- 1201 Burleyson Rd. – Anna Shaw Children's Institute: Site visit.
- 1020 Riverbend Rd. – Shaw Plant 20: Sprinkler pipe inspection.
- 411 N. Thornton – Roxbury Apartments: Fire investigation.
- 300 Smith Industrial Blvd. – Dunkin Donuts: 80% inspection.
- 2116 S. Hamilton St. – Mayberry Carpet and Rug: Automatic alarm.
- 300 Smith Industrial Blvd. – Dunkin Donuts: 50% inspection.
- 501 Central Ave. Brookwood Elementary: Remodel inspection.
- 825 Chattanooga Ave. – The Mill: Knox Box installation.
- 310 Brookhollow Industrial Blvd. – Plaze Georgia: Fire hydrant leaking.

PUBLIC RELATIONS: TOTAL OF 14

- Fire Safety Education – 14 events, 77 staff members, 153 staff hours, 1226 adults and 938 children reached, total of 2164 residents received Fire Safety Education.

FOR 2018 09

ACCOUNTS FOR: 0010 GENERAL FUND - OPERATING	ORIGINAL APPROP	TRANFRS/ ADJSTMTS	REVISED BUDGET	YTD EXPENDED	ENCUMBRANCES	AVAILABLE BUDGET	PCT USED
141400 FIRE DEPARTMENT							
141400 000010 SALARIES-REGULAR	4,629,100	0	4,629,100	3,419,399.68	.00	1,209,700.32	73.9%
141400 000011 SALARIES OVERTIME	411,000	0	411,000	278,169.21	.00	132,830.79	67.7%
141400 000017 RAISE POOL - GROSS	152,730	0	152,730	.00	.00	152,730.00	.0%
141400 000020 FICA	385,610	0	385,610	277,663.94	.00	107,946.06	72.0%
141400 000030 PENSION	135,000	0	135,000	96,858.18	.00	38,141.82	71.7%
141400 000032 PENSION - DB PLAN	1,127,290	0	1,127,290	924,640.67	.00	202,649.33	82.0%
141400 000040 HOSPITALIZATION INSU	757,000	0	757,000	531,589.32	.00	225,410.68	70.2%
141400 000043 INSURANCE - FIRE CAN	30,000	0	30,000	.00	.00	30,000.00	.0%
141400 000045 EE LIFE & DISABILITY	28,500	0	28,500	18,394.40	.00	10,105.60	64.5%
141400 000046 RAISE POOL - BENEFIT	50,600	0	50,600	.00	.00	50,600.00	.0%
141400 000050 GENERAL INSURANCE	27,620	-545	27,075	27,072.00	.00	3.00	100.0%
141400 000060 WORKER COMPENSATION	120,700	0	120,700	90,495.00	.00	30,205.00	75.0%
141400 000095 EQUIPMENT LEASE/MAIN	5,900	0	5,900	308.88	.00	5,591.12	5.2%
141400 000095 50000 EQUIP MAINT - G	5,000	0	5,000	.00	.00	5,000.00	.0%
141400 000100 OFFICE EQUIPMENT REN	7,000	0	7,000	5,140.51	.00	1,859.49	73.4%
141400 000110 TELEPHONE	31,000	0	31,000	22,034.19	890.99	8,074.82	74.0%
141400 000120 TRAINING EXPENSES	55,000	1,000	56,000	24,224.23	777.00	30,998.77	44.6%
141400 000121 FIRE SAFETY/EDUCATIO	3,500	0	3,500	3,154.30	204.35	141.35	96.0%
141400 000123 HAZMAT MANAGEMENT	25,000	0	25,000	21,785.61	.00	3,214.39	87.1%
141400 000330 UTILITIES	130,000	0	130,000	98,711.00	.00	31,289.00	75.9%
141400 000350 BUILDING MAINT & REP	60,000	0	60,000	30,135.37	.00	29,864.63	50.2%
141400 000360 LEGAL FEES	4,800	0	4,800	960.00	.00	3,840.00	20.0%
141400 000400 EQUIPMENT MAINT & RE	124,000	15,410	139,410	126,965.12	568.11	11,876.77	91.5%
141400 000410 GAS & OIL	65,000	0	65,000	30,767.16	105.39	34,127.45	47.5%
141400 000440 SUPPLIES	40,000	0	40,000	21,551.64	233.31	18,215.05	54.5%
141400 000450 CLEANING ALLOWANCE	49,920	0	49,920	7,774.74	.00	42,145.26	15.6%
141400 000460 UNIFORMS	140,000	0	140,000	79,252.11	.00	60,747.89	56.6%
141400 001010 OFFICE SUPPLIES	8,200	0	8,200	2,623.11	.00	5,576.89	32.0%
141400 001030 COMPUTER-SOFTWARE MA	21,000	0	21,000	5,648.00	.00	15,352.00	26.9%
141400 001040 COMPUTER MAINTAINANC	7,000	0	7,000	211.86	.00	6,788.14	3.0%
141400 001090 WELLNESS PROGRAM	8,000	0	8,000	7,137.15	.00	862.85	89.2%
141400 001300 MEALS	1,600	0	1,600	193.23	38.14	1,368.63	14.5%
141400 001410 DUES/FEES/SUBSCRIPTI	6,000	0	6,000	3,926.14	25.00	2,048.86	65.9%
141400 001620 VEHICLE IMPACT FEE	1,200	0	1,200	949.98	.00	250.02	79.2%
141400 001665 RADIO SUBSCRIBER FEE	9,885	0	9,885	9,882.40	.00	2.60	100.0%
141400 001990 MISCELLANEOUS	16,000	0	16,000	3,864.42	2,499.97	9,635.61	39.8%
141400 039980 CAPITAL OUTLAY < $50	37,000	0	37,000	15,691.82	.00	21,308.18	42.4%
141400 084725 BUIDING/GROUNDS MAIN	9,000	0	9,000	3,586.22	.00	5,413.78	39.8%
TOTAL FIRE DEPARTMENT	8,726,155	15,865	8,742,020	6,190,761.59	5,342.26	2,545,916.15	70.9%

FOR 2018 09

ACCOUNTS FOR: 0010 GENERAL FUND - OPERATING	ORIGINAL APPROP	TRANFRS/ ADJSTMTS	REVISED BUDGET	YTD EXPENDED	ENCUMBRANCES	AVAILABLE BUDGET	PCT USED
TOTAL GENERAL FUND - OPERATING	8,726,155	15,865	8,742,020	6,190,761.59	5,342.26	2,545,916.15	70.9%
TOTAL EXPENSES	8,726,155	15,865	8,742,020	6,190,761.59	5,342.26	2,545,916.15	

FOR 2018 09

	ORIGINAL APPROP	TRANFRS/ ADJSTMTS	REVISED BUDGET	YTD EXPENDED	ENCUMBRANCES	AVAILABLE BUDGET	PCT USED
GRAND TOTAL	8,726,155	15,865	8,742,020	6,190,761.59	5,342.26	2,545,916.15	70.9%

** END OF REPORT - Generated by Melissa Coker Russell **

DALTON FIRE DEPARTMENT
Standard Operating Guideline

S.0.G.:	**FO-12**
Effective:	**07-09-2013**
Revised:	**10-24-2017**
Reviewed:	**10-23-2018**

_____ _____
Fire Chief Signature **DATE**

Title: Initial assignments for all structure fires and fire alarms

Scope: All personnel

Reference: NFPA 1021, 1500, 1710
OSHA 29 CFR 1910.134(g) (4)

Purpose: To assist the Incident Commander and company officers in improving efficiency, effectiveness, and safety by establishing a framework for initial assignments at structure fires and fire alarms.

Procedure:

The first unit to arrive on scene shall give an initial report, conduct a 360 degree size-up, and establish command over the priority radio channel (DFD Main). The Incident Commander will be responsible for ensuring a 360 is completed and communicated on all incidents. Other benchmarks, including fire under control (where applicable), primary & secondary search, and termination of command, shall be communicated over the priority radio channel.

Making obvious rescues and providing care for victims takes priority over all other fire ground operations.

First Arriving Engine Company

The first arriving engine company is responsible for the initial hoseline stretch and fire attack. A dedicated water supply may be established by this company, but is not mandatory. The second due engine company should be notified immediately if the initial arriving engine company establishes their own water supply.

Fire attack should be initiated when there is an immediate life safety issue or when the officer determines that an interior fire attack will make a dramatic impact on the spread of the fire. If there is no life safety issue or an interior attack will not greatly affect the outcome, the first arriving engine should prepare for fire attack but not enter the building without a rapid intervention team (RIT) established and in place.

Second Arriving Engine Company

The second arriving engine company is responsible for establishing a dedicated water supply (if not achieved by first arriving engine) for fire suppression operations.

Once a water supply is secured, the second arriving engine company should deploy a backup line (if not already in place) and establish a Rapid Intervention Team (RIT) to include a dedicated equipment cache.

The RIT officer will report directly to the Incident Commander. He or she will monitor all radio traffic while crews are actively working, and will complete continual 360s of the involved structure where possible.

Third Arriving Engine Company

The third arriving engine company will report to Command/Staging for assignment.

In the event of a working fire where an active suppression system and/or standpipe system is present, the third arriving engine will be responsible for water supply to the suppression system and/or standpipe.

At the discretion of the Incident Commander, the supply lines to the suppression system may be left uncharged until initial recon reports are received, identifying the need for the system.

First Arriving Truck Company

The initial truck functions of forcible entry and primary search shall be conducted with utmost priority, regardless of the order of arrival.

For the purposes of this guideline, it is assumed that Squad 1 will act as a complement to the initial arriving truck company.

Truck company functions on single family, multifamily, and commercial structure fires should include, but are not limited to, the following:

Forcible entry – priority function
Primary search – priority function
Rescue and/or extrication
Ventilation (natural or forced)
Laddering (ground and aerial)
Utility control
Salvage and overhaul
Scene lighting
Elevated master streams

The most efficient and effective way to accomplish these tasks is through the formation of interior and exterior elements of the truck company. The formation and assignment of these teams shall be at the discretion of the truck company officer based on observed conditions and tactical needs of the scene.

Notes

All truck company operations should be performed in accordance with DFD SOG FO-17, *Truck Operations at Working Structure Fires*.

All operations on the fire ground should be performed with firefighter safety as the primary goal. As always, overarching incident priorities are life safety, incident stabilization, and property conservation.

The assignments included in this guideline are meant to serve as a framework for initial operations and are subject to modification by the Incident Commander.

Task and tool assignments are outside the scope of this guideline and shall be at the discretion of the company officer.

If dispatch has advised that the incident is a confirmed structure fire, the OIC may consider having additional units dispatched, depending on the structure.

DALTON FIRE DEPARTMENT
Standard Operating Guideline

S.0.G.:	**FO-17**
Effective:	**02-04-2013**
Revised:	**10-24-2017**
Reviewed:	**10-23-2018**

_____ _____
Fire Chief Signature **DATE**

Title: Truck Operations at Working Structure Fires

Scope: All personnel

Reference: Truck Company Operations 2nd ed.
Fire Officer's Handbook of Tactics 3rd ed.

Procedure:

Truck company functions should include, but are not limited to, the following:

- Ventilation (natural or forced) achieved horizontally or vertically. Horizontal ventilation is normally achieved through the use of natural openings, such as windows and doors. Vertical ventilation involves opening the structure above the fire by means of natural openings skylights or attic vents or the creation of an opening (cutting a hole and pushing ceiling).
- Entry (forcible or otherwise) can be made through doors or windows. When forcible entry is required, efforts should be made to minimize damage by using the proper tools to quickly gain access.
- Search and rescue falls into two categories: primary and secondary. Primary search is a time sensitive process that must be completed in an efficient manner. Secondary search is a thorough process which should be completed after the fire is under control and performed by a crew other than those that were involved in the primary.
- Laddering (ground and aerial) is an important function when working on upper floors for establishing means of entry and egress.
- Utility control (electric, gas, water) is normally completed by the outside crew, which provides an element of safety for interior crews.
- Elevated master streams provide a tactical advantage for applying water from above. When an elevated master stream is requested, it will be the responsibility of the truck company to establish and operate.
- Overhaul is the process of checking for extension and removing any hazards. Salvage operations can be used to protect or save property.

Ventilation/Roof Operations

Safety must be the primary consideration during every vertical ventilation operation. No personnel shall be allowed on bowstring truss, lightweight metal or tile/slate roofs under fire conditions. Operating above a fire is an extremely hazardous situation. Understanding this policy and practicing it shall help to ensure our firefighters' safety during vertical ventilation operations.

The first arriving company and the Incident Commander should evaluate roof conditions prior to committing resources to the roof. Aerial apparatus should be strategically placed to allow for safe access to and from the roof area. Crews must enter the roof from an established safe area and must have a secondary means of escape. The first personnel to access the roof must quickly evaluate conditions to assure the roof is structurally sound before proceeding. While on the roof, personnel must continually evaluate their escape routes and progress throughout the duration of roof operations.

Bow string truss roofs – **During fire operations, no firefighter shall operate on a bow string truss roof.**

Tile/slate roofs – **During fire operations, no firefighter shall operate on a tile/slate roof.**

Lightweight metal roofs **- During fire operations, no firefighter shall operate on a lightweight metal roof.**

When these roof types/coverings are encountered, vertical ventilation shall only be achieved by working from an aerial ladder.

Extreme caution should be exercised in conducting roof operations on lightweight wood truss (Type V) roofs and lightweight steel truss roofs with metal decking. When these roof types are encountered and vertical ventilation is deemed necessary, crews should utilize natural openings and immediately vacate the roof.

Roof operations should always take place utilizing minimal personnel and from as stable a working platform as possible. This includes the use of safety lines, roof ladders, or aerial devices.

The physical placement of apparatus on the fire ground is critical. No more critical placement is made than that of the first arriving truck company. All responding units must consider the placement of the truck (in front of the structure on residential and in the best tactical position for commercial) as a top priority.

All personnel involved in roof operations shall wear full personal protective equipment including SCBA when operating above a fire. Personnel working/operating from an aerial device will wear ladder belts at all times.

Utility Control

Depending upon the type of occupancy, utilities control can be accomplished by one of the following methods:

- Pulling the electrical meter (should be taken to command)
- Individual breakers
- Electrical main/disconnect
- Shunt trips
- Closing control valve on gas meter or LP tank

Dalton Utilities should be notified by the Incident Commander via dispatch.

Truck Company Responsibilities for Residential and Commercial Fires

Inside/Interior Truck

- Primary functions: forcible entry, primary search/rescue, and locating/isolating the fire
- Secondary functions: salvage & overhaul

Outside/Exterior Truck

- Primary functions: utilities, force rear door/windows, ground ladders placement, ventilation (horizontal and/or vertical dictated by conditions/needs/roof construction), vent enter isolate search (VEIS), aerial ladder operations, and roof rescue
- Secondary functions: secondary search, salvage, and overhaul

.