



**PUBLIC SAFETY COMMISSION MEETING
TUESDAY, MAY 20, 2025
8:30 AM
DALTON CITY HALL - COUNCIL CHAMBERS**

A G E N D A

Call to Order

Agenda Approval

Personnel Matters

- 1.** Fire Department - Certificate of Recognition USAR Deployment
 1. Captain Jason Harris
 2. Firefighter Byran Miranda
- 2.** Police Department - 2024 Traffic Safety Officer of the Year Presentation - Officer Ruben Ruiz
- 3.** Police Department - April 2025 Employee of the Month Presentation - Detective Ben Ridley

Public Commentary

Approval of Minutes

- 4.** April 15, 2025

Alcohol Application Review

- 5.** (2) New 2025 Alcohol Applications for Review

Police Department

- 6.** Crime/Crash Statistics April 2025
- 7.** Financial Statistics April 2025

Fire Department

- 8.** Monthly Statistical Report for April 2025
- 9.** Financial Report for April 2025

Adjournment



Certificate of Recognition

USAR Deployment

Captain Jason Harris

Deployment Date: April 4 – 13, 2025

Location: Central Kentucky

You are hereby recognized for your outstanding job performance during the Georgia Search & Rescue Task Force 6 flood water rescue deployment to central Kentucky. Please accept our gratitude in recognition of your efforts. Your exemplary performance speaks to your character, professionalism, and the dedicated service our department provides both inside and outside our community.

5/20/2025
Date


Matt Daniel, Fire Chief



Certificate of Recognition

USAR Deployment

Firefighter Byron Miranda

Deployment Date: April 4 – 13, 2025

Location: Central Kentucky

You are hereby recognized for your outstanding job performance during the Georgia Search & Rescue Task Force 6 flood water rescue deployment to central Kentucky. Please accept our gratitude in recognition of your efforts. Your exemplary performance speaks to your character, professionalism, and the dedicated service our department provides both inside and outside our community.

5/20/2025
Date

A handwritten signature in black ink, appearing to read "Matt Daniel", is written over a horizontal line.

Matt Daniel, Fire Chief

William C Cason III
Chief of Police
CCason@daltonga.gov
www.daltonga.gov



Public Safety Commission
Mayor Annalee Sams
Terry Mathis
Truman Whitfield
Alex Brown
Lane Jackson

DALTON POLICE DEPARTMENT
301 Jones Street, Dalton, Georgia 30720
Phone: 706-278-9085

To: Assistant Chief Chris Crossen

From: Sergeant David Saylor

Re: 2024 Traffic Officer of the Year

The selected awardee has repeatedly proven himself through his tireless efforts to maintain orderliness on Dalton's roads.

Amongst many notable accomplishments, one cannot overlook his stance against drunk driving. By addressing many DUI-related offenses, he effectively deterred individuals from engaging in such dangerous behavior, safeguarding lives within the community. Furthermore, his relentless pursuit of speeding violators underscores his dedication to promoting adherence to traffic regulations, which could prevent severe injuries or loss of life due to high-speed collisions.

He has demonstrated exceptional proficiency in combating distracted driving, a pervasive issue plaguing modern society. Additionally, his involvement in enforcing occupant protection laws exemplified his concern for driver and passenger welfare, reflecting a holistic approach to traffic safety.

Beyond direct enforcement activities, He played an integral role in educating the public about responsible driving practices. He actively participated in various events organized by the department, providing knowledge about traffic safety to audiences of diverse age groups. Such initiatives are crucial for fostering safer driving habits among motorists across all demographics.

It is our pleasure to recognize Officer Ruben Ruiz as the recipient of the 2024 Traffic Officer of the Year Award.

William C Cason III
Chief of Police
CCason@daltonga.gov
www.daltonga.gov



Public Safety Commission
Mayor Annalee Sams
Terry Mathis
Truman Whitfield
Alex Brown
Lane Jackson

DALTON POLICE DEPARTMENT

301 Jones Street, Dalton, Georgia 30720
Phone: 706-278-9085

April 29, 2025

Detective Ben Ridley
Dalton Police Department
301 Jones Street
Dalton GA 30720

Dear Detective Ridley,

I am happy to inform you of your selection as the Employee of the Month for April, 2025. Your selection was based off your efforts and outstanding work on multiple cases dealing with the apprehension of a suspect in a string of entering autos.

Your initiative in seeking out the suspect by going the "extra mile" in your pursuit is a great example of the professionalism and service we provide for our community every day. Your actions in helping apprehend this individual reinforce the values and mission of our department in that we aim every day to provide a safe environment with professional quality police service. I want to thank you again for your outstanding service to our community.

In addition to this letter and certificate, you are awarded one day off with pay. Your name will also be submitted to the Elk's Lodge of Dalton, who will send you a gift in the near future.

Best Regards,

A handwritten signature in blue ink, appearing to read "William C. Cason III".

Chief Cliff Cason

EMPLOYEE of THE MONTH

DALTON POLICE DEPARTMENT



Detective Benjamin Ridley

For your efforts and outstanding work on multiple cases dealing with the apprehension of a suspect in a string of entering autos. Your actions reinforce the values & mission of our department. Thank you for your outstanding service.

April 29, 2025

Date

Chief of Police

A handwritten signature in blue ink, appearing to read "William Clark", is written over a horizontal line.

CITY OF DALTON
PUBLIC SAFETY COMMISSION
MINUTES
APRIL 15, 2025

The regular meeting for the Public Safety Commission was held today at the Dalton City Hall Council Chambers. Present were Chairman Truman Whitfield, Commissioners Terry Mathis, Alex Brown, Lane Jackson, Mayor Annalee Sams, Fire Chief Matt Daniel, Assistant Police Chief Chris Crossen, City Attorney Jonathan Bledsoe, City Administrator Andrew Parker and Assistant City Administrator Todd Pangle. Police Chief Cliff Cason was absent.

AGENDA APPROVAL

On the motion of Commissioner Brown, second Mayor Sams, the Commission approved the agenda as presented.

PERSONNEL MATTERS

Fire Department – Promotion

On the motion of Commissioner Mathis, second Commissioner Brown, the Commission approved the promotion of Lieutenant Justin Rishel to the rank of Training Division Coordinator. The vote was unanimous in favor.

PUBLIC COMMENTARY

There were no public comments.

MINUTES

The Commissioners were presented written copies of the regular meeting minutes of March 18, 2025. On the motion of Commissioner Brown, second Commissioner Jackson, the minutes were approved as presented. The vote was unanimous in favor.

ALCOHOL APPLICATION REVIEW

On the motion of Commissioner Mathis, second Mayor Sams, the Commission gave a positive recommendation to the following new alcohol application. The Mayor & Council will vote on the application at the next meeting. The vote was unanimous in favor.

- | | |
|--------------------|---|
| 1. Business Owner: | Carniceria y Taqueria Diaz, LLC |
| d/b/a: | Carniceria y Taqueria Diaz |
| Applicant: | Ruben Diaz Guzman |
| Business Address: | 1121 S. Thornton Ave |
| License Type: | Package Beer, Pouring Beer (Retail Store) |
| Disposition: | New |

On the motion of Commissioner Brown, second Mayor Sams, the Commission gave a positive recommendation to the following new alcohol application. The Mayor & Council will vote on the application at the next meeting. The vote was unanimous in favor.

- | | |
|--------------------|-----------------------------|
| 2. Business Owner: | El Recreo Market Inc. |
| d/b/a: | El Recreo Market |
| Applicant: | Bernandino Sanchez Resendiz |
| Business Address: | 222 E. Morris St. Suite 2 |
| License Type: | Package Beer (Retail Store) |
| Disposition: | New |

POLICE DEPARTMENT

Crime and Crash Statistics for March 2025

Assistant Chief Chris Crossen gave a written and oral summary of the Crime and Crash Statistical Reports for the month of March 2025. As noted in the written summary, Assistant Chief Crossen reported the Year to Date Part I crimes are approximately 26.36% lower, Part II crimes are approximately 19.4% lower, violent crimes are approximately 4% lower, and Property Crimes are approximately 28.6% lower when compared to the past 5-year average. Assistant Chief Crossen further reported there were 118 non-private property crashes reported for the month, an increase from the previous month.

On the motion of Commissioner Brown, second Commissioner Jackson, the March Crime and Crash statistic report was approved. The complete report in its entirety is a part of these minutes. The vote was unanimous in favor.

Financial Statistics for March 2025

Assistant Chief Chris Crossen presented the Financial Report for all divisions within the Dalton Police Department for the month of March 2025. Assistant Chief Crossen reported the department has expended 24.5% of the budget and is on track for the remainder of FY 2025.

On the motion of Commissioner Brown, second Commissioner Jackson, the financial report was approved. The complete report in its entirety is a part of these minutes. The vote was unanimous in favor.

FIRE DEPARTMENT

Monthly Statistical Report – March 2025

Fire Chief Matt Daniel presented the March 2025 Statistical Report to the Commission. Chief Daniel outlined details of the complete report, which included the Incident Report with 356 Total Responses, Incidents by Staff hours, Incidents by Months and Stations, Average Response Time, Average Turnout Time, Average Travel Time, Injury and Property Loss, Training Division Monthly Report, and the Inspection Summary.

On the motion of Commissioner Brown, second Commissioner Jackson, the Commissioners approved the Statistical Report for the Fire Department. A copy of the report is a part of these minutes. The vote was unanimous in favor.

Monthly Financial Report – March 2025

Fire Chief Matt Daniel presented the Financial Report for the month of March 2025 to the Commission. Chief Daniel stated the department has expended 22.2% of the budget, and is on track for the remainder of FY 2025.

On the motion Commissioner Brown, second Commissioner Jackson, the Commissioners approved the Financial Report for the Fire Department. A copy of the report is a part of these minutes. The vote was unanimous in favor.

ADJOURNMENT

There being no further business to come before the Commissioners, on the motion of Commissioner Mathis, second Commissioner Brown, the meeting was adjourned at 9:15 a.m.

ATTEST:

Alex Brown, Secretary

Truman Whitfield, Chairman

2025 ALCOHOL BEVERAGE APPLICATION REVIEW/APPROVAL

PSC MEETING – TUESDAY MAY 20, 2025

M&C MEETING – JUNE 2, 2025

(2) 2025 ALCOHOL APPLICATION(S)

1. Business Owner: The Bargain Barn, Inc.
d/b/a: United Grocery Outlet #9
Applicant: Salma Cuna
Business Address: 918 Glenwood Ave.
License Type: Package Beer, Package Wine (Retail Store)
Disposition: New
Staff Comments: None. Have approvals from Fire Department, Code Enforcement and City Attorney's Office

PSC Recommendation: ☐ Approve ☐ Deny | Stipulation(s): _____

2. Business Owner: Dejavu Club, LLC
d/b/a: Dejavu
Applicant: Maria Vargas Esquivel
Business Address: 224 N. Hamilton St.
License Type: Pouring Beer, Pouring Liquor (Bar)
Disposition: **New**
Staff Comments: None. Have approvals from Fire Department, Code Enforcement and City Attorney's Office

PSC Recommendation: ☐ Approve ☐ Deny | Stipulation(s): _____



Dalton Police Department Public Safety Commission Meeting

May 20, 2025

TABLE OF CONTENTS

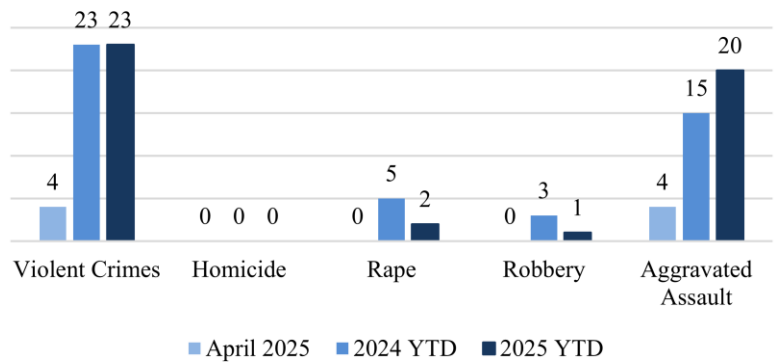
CRIME STATISTICS

CRASH STATISTICS

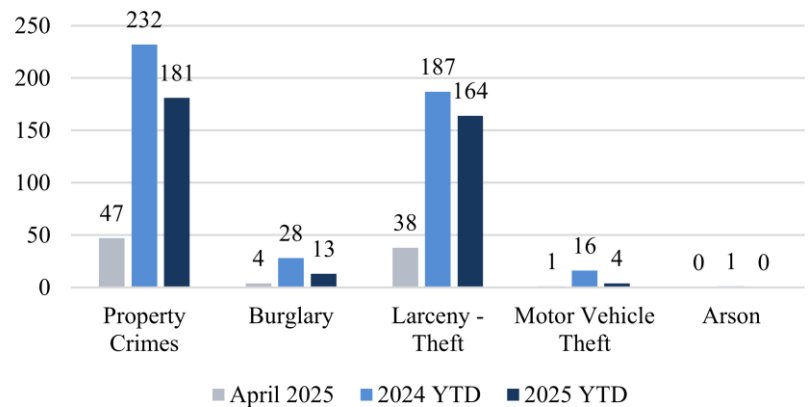
FINANCIAL STATISTICS

APRIL 2025

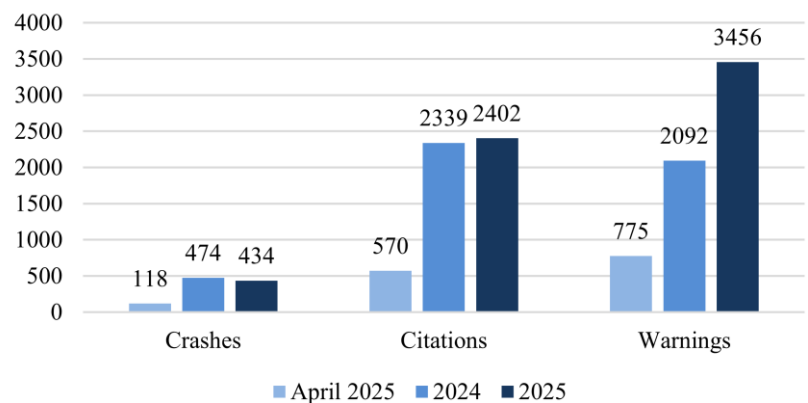
Violent Crimes



Property Crimes



Traffic





PART 1 CRIMES

April 2025

<u>Total Part 1 Crimes</u>			<u>2024 YTD</u>	<u>2025 YTD</u>	<u>YTD Change</u>
			255	204	-20.00%
<u>Violent Crimes</u>		<u>Current</u>	<u>2024 YTD</u>	<u>2025 YTD</u>	<u>YTD Change</u>
		4	23	23	0.00%
Homicide		0	0	0	0.00%
Rape		0	5	2	-60.00%
Robbery		0	3	1	-66.67%
Aggravated Assault		4	15	20	33.33%
25-001686	4/6/2025	1306 Underwood St			
A male subject was assaulted by another male with a knife at this location. The suspect was arrested and charged.					
25-002321	4/25/2025	1912 Chattanooga Rd			
After a hit and run occurred in the county, both parties arrived at the Waffle House. The complainant indicated that the other party involved attempted to run them over. The case was cleared, due lack of communications with the complainant.					
<u>Property Crimes</u>		<u>Current</u>	<u>2024 YTD</u>	<u>2025 YTD</u>	<u>YTD Change</u>
		43	232	181	-21.98%
Burglary		4	28	13	-53.57%
25-002310	4/26/2025	607 Shugart Rd			
Officers responded to a possible burglary in progress at the Dalton Utilities substation at the above address. Officers observed a male subject actively burglarizing the location. Officers were able to get the suspect in custody after a brief foot pursuit.					
Larceny-Theft		38	187	164	-12.30%
Motor Vehicle Theft		1	16	4	-75.00%
Arson		0	1	0	-100.00%

There were 47 Part 1 crimes in April 2025. That is a decrease of approximately 29.85% compared to 67 in April 2024. Total Part 1 crimes YTD have decreased by approximately 20% when compared to 2024.

Violent crimes are the same when compared to 2024. There have been 23 violent crimes YTD 2025 compared to 23 in 2024.

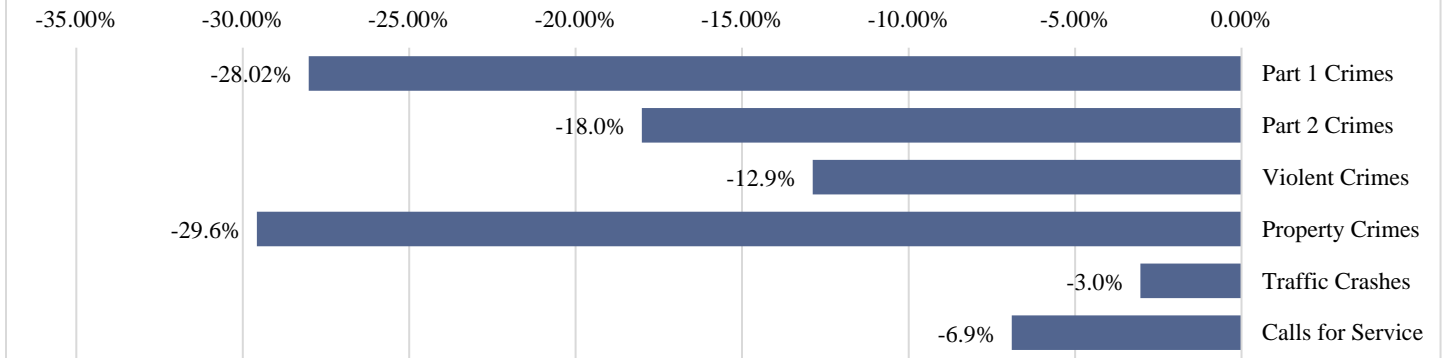
Property crimes have decreased by 21.98% when compared to 2024. All categories of property crimes have shown a decrease YTD compared to 2024.



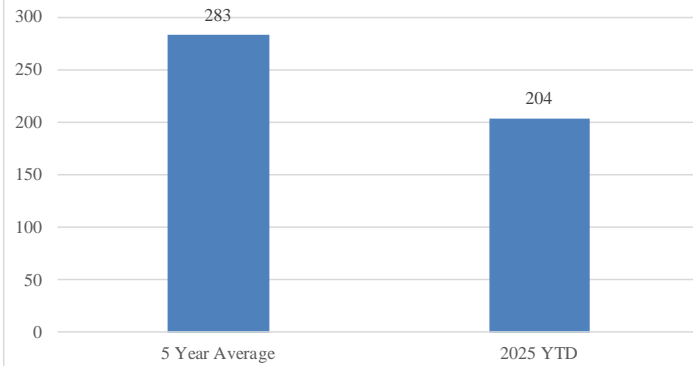
FIVE-YEAR AVERAGE

April 2025

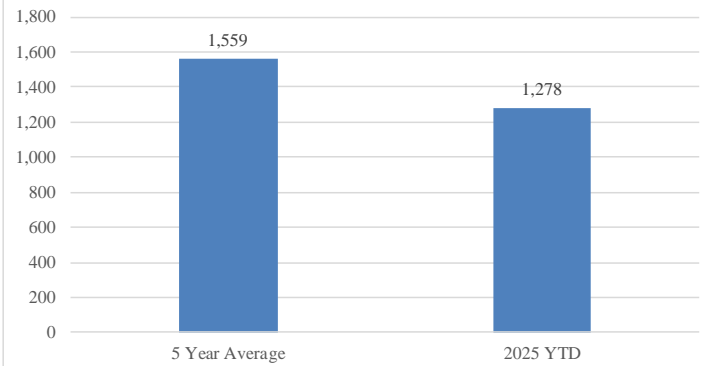
2025 YTD Compared to 5-Year Average



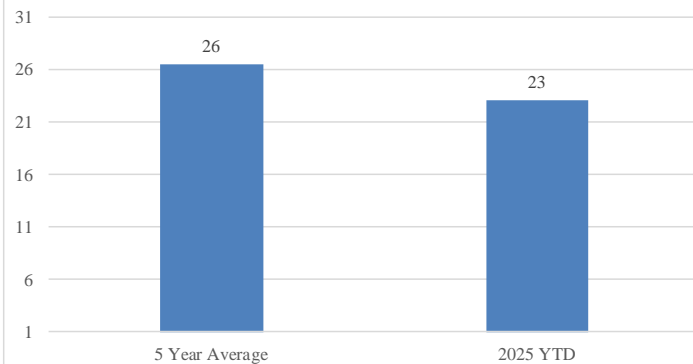
Part 1 Crimes



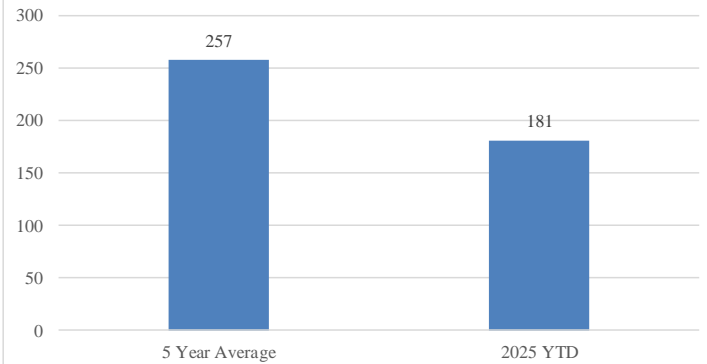
Part 2 Crimes



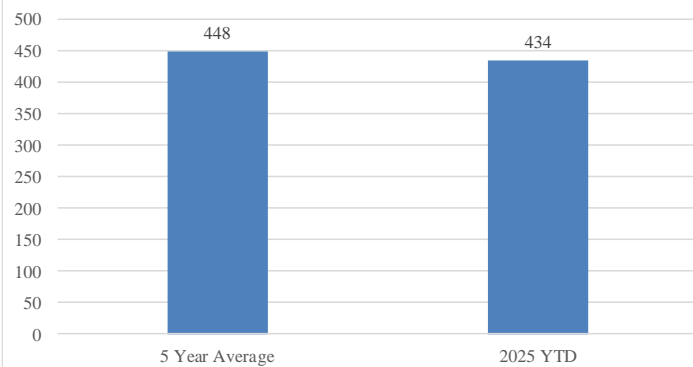
Violent Crimes



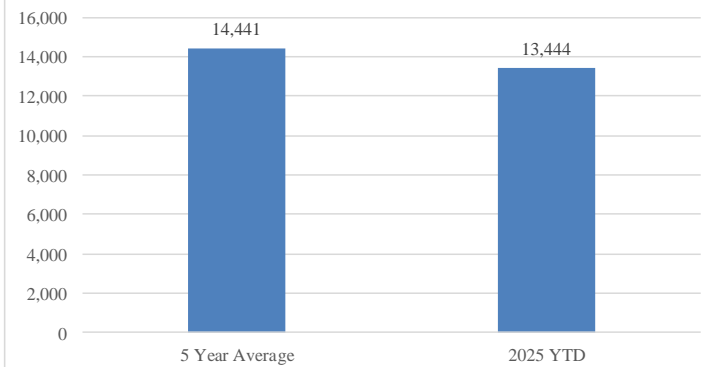
Property Crimes



Traffic Crashes



Calls For Service





CRASH STATISTICS

April 2025

Traffic crashes stayed the same when compared to March 2025. Year to date crashes have decreased by approximately 8.4%. Angle collisions were the most frequent crash types. Following too closely was the most frequent contributing factor. Walnut Ave had the highest number of crashes and injuries.

Total Crashes	Current	Previous	Change	YTD 2025	YTD 2024	Change
	118	118	0.0%	434	474	-8.4%
Injury Crashes	Total	Complaint	Minor	Serious	Fatality	Multiple
	20	17	1	2	0	8
Total Injuries	28					
DUI Crashes	Speed Crashes	Distracted Crashes		Following Too Closely Crashes		
3	3	12		22		
Day of the Week	Total				Time of Day	Total
Monday	22				0000 - 0559	4
Tuesday	17				0600 - 0859	15
Wednesday	17				0900 - 1059	11
Thursday	17				1100 - 1359	35
Friday	21				1400 - 1559	21
Saturday	14				1600 - 1859	23
Sunday	10				1900 - 2159	9
					2200 - 2359	0
Collision Type	Total				Contributing Factors	Total
Angle	46				Following too Closely	22
Rear End	41				Failure to Yield	21
Collision with an Object	15				Distracted	12
Sideswipe-Same Direction	14				Improper Turn	11
Sideswipe-Opposite Direction	2					
Top Streets	Total Crashes		% Total	Injuries		% Injuries
Walnut Ave	26		22.0%	12		42.9%
Chattanooga Rd	16		13.6%	6		21.4%
I-75	7		5.9%	1		3.6%

	Traffic Stops	Warnings	Citations
April 2025	1250	775	570
2025 YTD	4945	3456	2402
2024 YTD	4098	2092	2339



FINANCIAL STATISTICS

April 2025

SUMMARY OF THE FINANCIAL STATUS THROUGH APRIL 2025

The police department budget for FY 2025 is now in its implementation, and we have expended approximately 28.4% of our 2025 budget through April. Currently, we believe there will be sufficient funds to accomplish our 2025 goals and meet the needs of the department.

YEAR-TO-DATE BUDGET REPORT

FOR 2025 04

ACCOUNTS FOR:	ORIGINAL	TRANFRS/	REVISED				AVAILABLE	PCT
0010 GENERAL FUND - OPERATING	APPROP	ADJSTMTS	BUDGET	YTD EXPENDED	ENCUMBRANCES	BUDGET	USED	
321000 PD ADMINISTRATION								
321000 511100 WAGES - REGULAR	577,000	0	577,000	162,115.23	.00	414,884.77	28.1%	
321000 511300 WAGES - OVERTIME	1,000	0	1,000	49.60	.00	950.40	5.0%	
321000 512100 GROUP INSURANCE	52,000	0	52,000	17,351.36	.00	34,648.64	33.4%	
321000 512110 PTSD INSURANCE	13,700	0	13,700	6,374.00	.00	7,326.00	46.5%	
321000 512200 FICA & MEDICARE	44,500	0	44,500	13,200.38	.00	31,299.62	29.7%	
321000 512401 RETIREMENT DCP	17,500	0	17,500	5,280.20	.00	12,219.80	30.2%	
321000 512402 RETIREMENT DBP	157,500	0	157,500	48,541.17	.00	108,958.83	30.8%	
321000 512403 RETIREMENT STATE	1,700	0	1,700	420.00	.00	1,280.00	24.7%	
321000 512700 WORKERS COMPENSAT	10,000	0	10,000	3,336.00	.00	6,664.00	33.4%	
321000 512850 OPEB FUNDING	114,700	0	114,700	34,435.80	.00	80,264.20	30.0%	
321000 512900 OTHER EMPLOYEE BE	3,600	0	3,600	1,155.12	.00	2,444.88	32.1%	
321000 512915 CLEANING ALLOWANC	2,400	0	2,400	104.50	.00	2,295.50	4.4%	
321000 512916 CLOTHING ALLOWANC	2,400	0	2,400	.00	.00	2,400.00	.0%	
321000 521300 TECHNICAL CONTRAC	4,000	0	4,000	.00	.00	4,000.00	.0%	
321000 522220 EQUIPMENT MAINT &	5,000	0	5,000	2,438.18	.00	2,561.82	48.8%	
321000 522230 VEHICLE REPAIRS &	4,000	0	4,000	.00	.00	4,000.00	.0%	
321000 522320 RENTAL - EQUIPMEN	9,000	0	9,000	1,488.15	.00	7,511.85	16.5%	
321000 523100 INSURANCE COMMERC	236,500	-85,000	151,500	140,979.76	.00	10,520.24	93.1%	
321000 523200 COMMUNICATIONS	50,000	0	50,000	14,488.75	.00	35,511.25	29.0%	
321000 523210 POSTAGE	4,500	0	4,500	435.92	.00	4,064.08	9.7%	
321000 523400 PRINTING & BINDIN	3,000	0	3,000	612.00	.00	2,388.00	20.4%	
321000 523500 TRAVEL	14,000	0	14,000	2,840.67	.00	11,159.33	20.3%	
321000 523600 DUES & FEES	5,000	0	5,000	1,890.86	.00	3,109.14	37.8%	
321000 523630 RADIO SUBSCRIBER F	29,000	0	29,000	23,155.20	.00	5,844.80	79.8%	
321000 523700 TRAINING & EDUCAT	8,000	0	8,000	1,953.54	.00	6,046.46	24.4%	
321000 523850 CONTRACT LABOR	5,000	0	5,000	.00	.00	5,000.00	.0%	
321000 523920 SOFTWARE LICENSES	190,000	0	190,000	113,668.65	.00	76,331.35	59.8%	
321000 531100 SUPPLIES - GENERA	1,000	0	1,000	61.42	.00	938.58	6.1%	
321000 531110 SUPPLIES - OFFICE	2,000	0	2,000	252.29	.00	1,747.71	12.6%	
321000 531250 OIL	1,000	0	1,000	.00	.00	1,000.00	.0%	
321000 531270 GASOLINE	7,000	0	7,000	1,772.94	.00	5,227.06	25.3%	
321000 531300 MEALS - FOOD	2,000	0	2,000	19.57	.00	1,980.43	1.0%	
321000 531600 SMALL EQUIPMENT <	2,000	0	2,000	.00	.00	2,000.00	.0%	
321000 531700 OTHER SUPPLIES	2,000	0	2,000	69.97	.00	1,930.03	3.5%	
321000 572000 PAYMENT TO OTHER	0	5,400	5,400	.00	5,321.50	78.50	98.5%	
TOTAL PD ADMINISTRATION	1,582,000	-79,600	1,502,400	598,491.23	5,321.50	898,587.27	40.2%	

YEAR-TO-DATE BUDGET REPORT

FOR 2025 04								
ACCOUNTS FOR:	GENERAL FUND - OPERATING	ORIGINAL APPROP	TRANFRS/ ADJSTMTS	REVISED BUDGET	YTD EXPENDED	ENCUMBRANCES	AVAILABLE BUDGET	PCT USED
322100 PD CRIMINAL INVESTIGATION DIV								
322100 511100	WAGES - REGULAR	1,340,000	0	1,340,000	371,369.04	.00	968,630.96	27.7%
322100 511300	WAGES - OVERTIME	51,000	0	51,000	5,048.48	.00	45,951.52	9.9%
322100 512100	GROUP INSURANCE	232,000	0	232,000	61,721.30	.00	170,278.70	26.6%
322100 512200	FICA & MEDICARE	106,000	0	106,000	29,972.04	.00	76,027.96	28.3%
322100 512401	RETIREMENT DCP	79,000	0	79,000	22,242.63	.00	56,757.37	28.2%
322100 512402	RETIREMENT DBP	223,000	0	223,000	70,376.70	.00	152,623.30	31.6%
322100 512403	RETIREMENT STATE	6,500	0	6,500	2,030.00	.00	4,470.00	31.2%
322100 512700	WORKERS COMPENSAT	30,000	0	30,000	10,000.00	.00	20,000.00	33.3%
322100 512900	OTHER EMPLOYEE BE	8,500	0	8,500	2,601.06	.00	5,898.94	30.6%
322100 512915	CLEANING ALLOWANC	4,000	0	4,000	777.00	.00	3,223.00	19.4%
322100 512916	CLOTHING ALLOWANC	9,000	0	9,000	.00	.00	9,000.00	.0%
322100 522220	EQUIPMENT MAINT &	3,500	0	3,500	.00	.00	3,500.00	.0%
322100 522230	VEHICLE REPAIRS &	7,000	2,500	9,500	2,610.22	.00	6,889.78	27.5%
322100 523500	TRAVEL	20,000	0	20,000	2,892.05	.00	17,107.95	14.5%
322100 523600	DUES & FEES	5,000	0	5,000	684.08	.00	4,315.92	13.7%
322100 523700	TRAINING & EDUCAT	19,000	0	19,000	3,710.00	.00	15,290.00	19.5%
322100 523900	PEPI OTHER PURCHAS	25,500	0	25,500	.00	.00	25,500.00	.0%
322100 531100	SUPPLIES - GENERA	3,000	0	3,000	398.76	.00	2,601.24	13.3%
322100 531110	SUPPLIES - OFFICE	4,000	0	4,000	807.20	.00	3,192.80	20.2%
322100 531250	OIL	2,500	0	2,500	.00	.00	2,500.00	.0%
322100 531270	GASOLINE	20,000	0	20,000	5,553.23	.00	14,446.77	27.8%
322100 531300	MEALS - FOOD	1,000	0	1,000	.00	.00	1,000.00	.0%
322100 531600	SMALL EQUIPMENT <	16,500	0	16,500	.00	.00	16,500.00	.0%
322100 531700	OTHER SUPPLIES	5,000	0	5,000	181.40	.00	4,818.60	3.6%
TOTAL PD CRIMINAL INVESTIGATION DIV		2,221,000	2,500	2,223,500	592,975.19	.00	1,630,524.81	26.7%

YEAR-TO-DATE BUDGET REPORT

FOR 2025 04								
ACCOUNTS FOR:	ORIGINAL	TRANFRS/	REVISED				AVAILABLE	PCT
0010 GENERAL FUND - OPERATING	APPROP	ADJSTMTS	BUDGET	YTD EXPENDED	ENCUMBRANCES	BUDGET	USED	
322300 PD PATROL								
322300 511100 WAGES - REGULAR	4,586,000	-2,500	4,583,500	1,152,965.72	.00	3,430,534.28	25.2%	
322300 511300 WAGES - OVERTIME	125,500	0	125,500	16,574.43	.00	108,925.57	13.2%	
322300 511320 WAGES - HIRING IN	0	2,500	2,500	.00	.00	2,500.00	.0%	
322300 512100 GROUP INSURANCE	684,700	0	684,700	218,096.74	.00	466,603.26	31.9%	
322300 512200 FICA & MEDICARE	355,000	0	355,000	93,857.95	.00	261,142.05	26.4%	
322300 512401 RETIREMENT DCP	408,000	0	408,000	105,504.23	.00	302,495.77	25.9%	
322300 512402 RETIREMENT DBP	188,000	0	188,000	57,792.98	.00	130,207.02	30.7%	
322300 512403 RETIREMENT STATE	30,600	0	30,600	7,490.00	.00	23,110.00	24.5%	
322300 512700 WORKERS COMPENSAT	123,700	0	123,700	40,900.00	.00	82,800.00	33.1%	
322300 512900 OTHER EMPLOYEE BE	30,000	0	30,000	8,310.20	.00	21,689.80	27.7%	
322300 512915 CLEANING ALLOWANC	10,000	0	10,000	1,597.75	.00	8,402.25	16.0%	
322300 522220 EQUIPMENT MAINT &	11,000	0	11,000	2,170.00	.00	8,830.00	19.7%	
322300 522230 VEHICLE REPAIRS &	66,000	0	66,000	21,369.95	.00	44,630.05	32.4%	
322300 522230 SHOP VEHICLE EXP -	104,000	0	104,000	37,345.88	.00	66,654.12	35.9%	
322300 523500 TRAVEL	74,000	0	74,000	20,107.77	.00	53,892.23	27.2%	
322300 523600 DUES & FEES	4,000	0	4,000	670.00	.00	3,330.00	16.8%	
322300 523700 TRAINING & EDUCAT	46,000	0	46,000	11,218.69	.00	34,781.31	24.4%	
322300 531100 SUPPLIES - GENERA	6,000	0	6,000	514.73	.00	5,485.27	8.6%	
322300 531110 SUPPLIES - OFFICE	3,000	0	3,000	69.54	.00	2,930.46	2.3%	
322300 531120 UNIFORMS	60,000	0	60,000	6,057.83	.00	53,942.17	10.1%	
322300 531200 PDCAM UTILITIES -	3,000	0	3,000	646.51	.00	2,353.49	21.6%	
322300 531250 OIL	3,000	0	3,000	2,269.79	.00	730.21	75.7%	
322300 531270 GASOLINE	167,000	0	167,000	44,815.78	.00	122,184.22	26.8%	
322300 531300 MEALS - FOOD	2,000	0	2,000	.00	.00	2,000.00	.0%	
322300 531600 SMALL EQUIPMENT <	50,000	0	50,000	3,042.54	.00	46,957.46	6.1%	
322300 531700 OTHER SUPPLIES	5,000	0	5,000	197.93	.00	4,802.07	4.0%	
TOTAL PD PATROL	7,145,500	0	7,145,500	1,853,586.94	.00	5,291,913.06	25.9%	

YEAR-TO-DATE BUDGET REPORT

FOR 2025 04									
ACCOUNTS FOR:	GENERAL FUND - OPERATING	ORIGINAL APPROP	TRANFRS/ ADJSTMTS	REVISED BUDGET	YTD EXPENDED	ENCUMBRANCES	AVAILABLE BUDGET	PCT USED	
322400 PD SUPPORT SERVICES									
322400 511100	WAGES - REGULAR	815,000	0	815,000	239,175.56	.00	575,824.44	29.3%	
322400 511300	WAGES - OVERTIME	6,700	0	6,700	696.43	.00	6,003.57	10.4%	
322400 512100	GROUP INSURANCE	181,000	0	181,000	54,190.64	.00	126,809.36	29.9%	
322400 512200	FICA & MEDICARE	63,500	0	63,500	18,460.62	.00	45,039.38	29.1%	
322400 512401	RETIREMENT DCP	63,000	0	63,000	17,626.98	.00	45,373.02	28.0%	
322400 512402	RETIREMENT DBP	80,000	0	80,000	24,475.54	.00	55,524.46	30.6%	
322400 512403	RETIREMENT STATE	2,100	0	2,100	805.00	.00	1,295.00	38.3%	
322400 512700	WORKERS COMPENSAT	22,000	0	22,000	7,336.00	.00	14,664.00	33.3%	
322400 512900	OTHER EMPLOYEE BE	5,200	0	5,200	1,621.25	.00	3,578.75	31.2%	
322400 512915	CLEANING ALLOWANC	2,400	0	2,400	90.25	.00	2,309.75	3.8%	
322400 512916	CLOTHING ALLOWANC	600	0	600	.00	.00	600.00	.0%	
322400 521300	TECHNICAL CONTRAC	18,000	0	18,000	2,093.35	.00	15,906.65	11.6%	
322400 522140	LAWN CARE CONTRAC	14,000	0	14,000	2,218.00	.00	11,782.00	15.8%	
322400 522210	BUILDING REPAIRS	42,000	0	42,000	16,859.17	.00	25,140.83	40.1%	
322400 522230	VEHICLE REPAIRS &	3,000	0	3,000	1,617.05	.00	1,382.95	53.9%	
322400 523500	TRAVEL	18,000	0	18,000	2,443.62	.00	15,556.38	13.6%	
322400 523600	DUES & FEES	3,000	0	3,000	324.08	.00	2,675.92	10.8%	
322400 523620	CREDIT CARD & BAN	1,000	0	1,000	.00	.00	1,000.00	.0%	
322400 523700	TRAINING & EDUCAT	32,000	0	32,000	27,893.97	.00	4,106.03	87.2%	
322400 531100	SUPPLIES - GENERA	3,000	0	3,000	1,036.76	.00	1,963.24	34.6%	
322400 531110	SUPPLIES - OFFICE	3,000	0	3,000	1,026.64	.00	1,973.36	34.2%	
322400 531120	UNIFORMS	4,000	0	4,000	.00	.00	4,000.00	.0%	
322400 531150	SUPPLIES - GROUND	3,000	0	3,000	.00	.00	3,000.00	.0%	
322400 531155	SUPPLIES - BUILDI	28,000	0	28,000	4,393.43	.00	23,606.57	15.7%	
322400 531200	UTILITIES	72,000	0	72,000	15,525.49	.00	56,474.51	21.6%	
322400 531250	OIL	1,000	0	1,000	.00	.00	1,000.00	.0%	
322400 531270	GASOLINE	8,500	0	8,500	2,846.67	.00	5,653.33	33.5%	
322400 531300	MEALS - FOOD	1,000	0	1,000	32.90	.00	967.10	3.3%	
322400 531600	SMALL EQUIPMENT <	11,500	0	11,500	4,534.00	.00	6,966.00	39.4%	
322400 531700	OTHER SUPPLIES	14,000	0	14,000	6,048.75	.00	7,951.25	43.2%	
TOTAL PD SUPPORT SERVICES		1,521,500	0	1,521,500	453,372.15	.00	1,068,127.85	29.8%	

YEAR-TO-DATE BUDGET REPORT

FOR 2025 04								
ACCOUNTS FOR:	ORIGINAL	TRANFRS/	REVISED				AVAILABLE	PCT
0010 GENERAL FUND - OPERATING	APPROP	ADJSTMTS	BUDGET	YTD EXPENDED	ENCUMBRANCES		BUDGET	USED
322600 CUSTODY OF PRISONERS								
322600 523900 OTHER PURCHASED S	95,000	0	95,000	44,504.03	.00		50,495.97	46.8%
TOTAL CUSTODY OF PRISONERS	95,000	0	95,000	44,504.03	.00		50,495.97	46.8%
TOTAL GENERAL FUND - OPERATING	12,565,000	-77,100	12,487,900	3,542,929.54	5,321.50		8,939,648.96	28.4%
TOTAL EXPENSES	12,565,000	-77,100	12,487,900	3,542,929.54	5,321.50		8,939,648.96	

YEAR-TO-DATE BUDGET REPORT

FOR 2025 04								
	ORIGINAL APPROP	TRANFRS/ ADJSTMTS	REVISED BUDGET	YTD EXPENDED	ENCUMBRANCES	AVAILABLE BUDGET	PCT USED	
GRAND TOTAL	12,565,000	-77,100	12,487,900	3,542,929.54	5,321.50	8,939,648.96	28.4%	
** END OF REPORT - Generated by Martha Lopez **								



Dalton Fire Department

404 School Street, Dalton, GA 30720

Phone: 706-278-7363

Breakdown by Incident Type

Report Period: 4/1/2025 - 4/30/2025 11:59:59 PM

Incident Type	Incidents	Exposures
311 Medical assist, assist EMS crew	213	0
611 Dispatched & canceled en route	28	0
322 Motor vehicle accident with injuries	15	0
745 Alarm system activation, no fire - unintentional	11	0
743 Smoke detector activation, no fire - unintentional	10	0
622 No incident found on arrival at dispatch address	7	0
735 Alarm system sounded due to malfunction	7	0
324 Motor vehicle accident with no injuries.	6	0
412 Gas leak (natural gas or LPG)	3	0
131 Passenger vehicle fire	3	0
553 Public service	3	0
444 Power line down	3	0
671 HazMat release investigation w/no HazMat	2	0
715 Local alarm system, malicious false alarm	1	0
731 Sprinkler activation due to malfunction	1	0
740 Unintentional transmission of alarm, other	1	0
631 Authorized controlled burning	1	0
651 Smoke scare, odor of smoke	1	0
111 Building fire	1	0
445 Arcing, shorted electrical equipment	1	0
463 Vehicle accident, general cleanup	1	0
500 Service Call, other	1	0
522 Water or steam leak	1	0
551 Assist police or other governmental agency	1	0

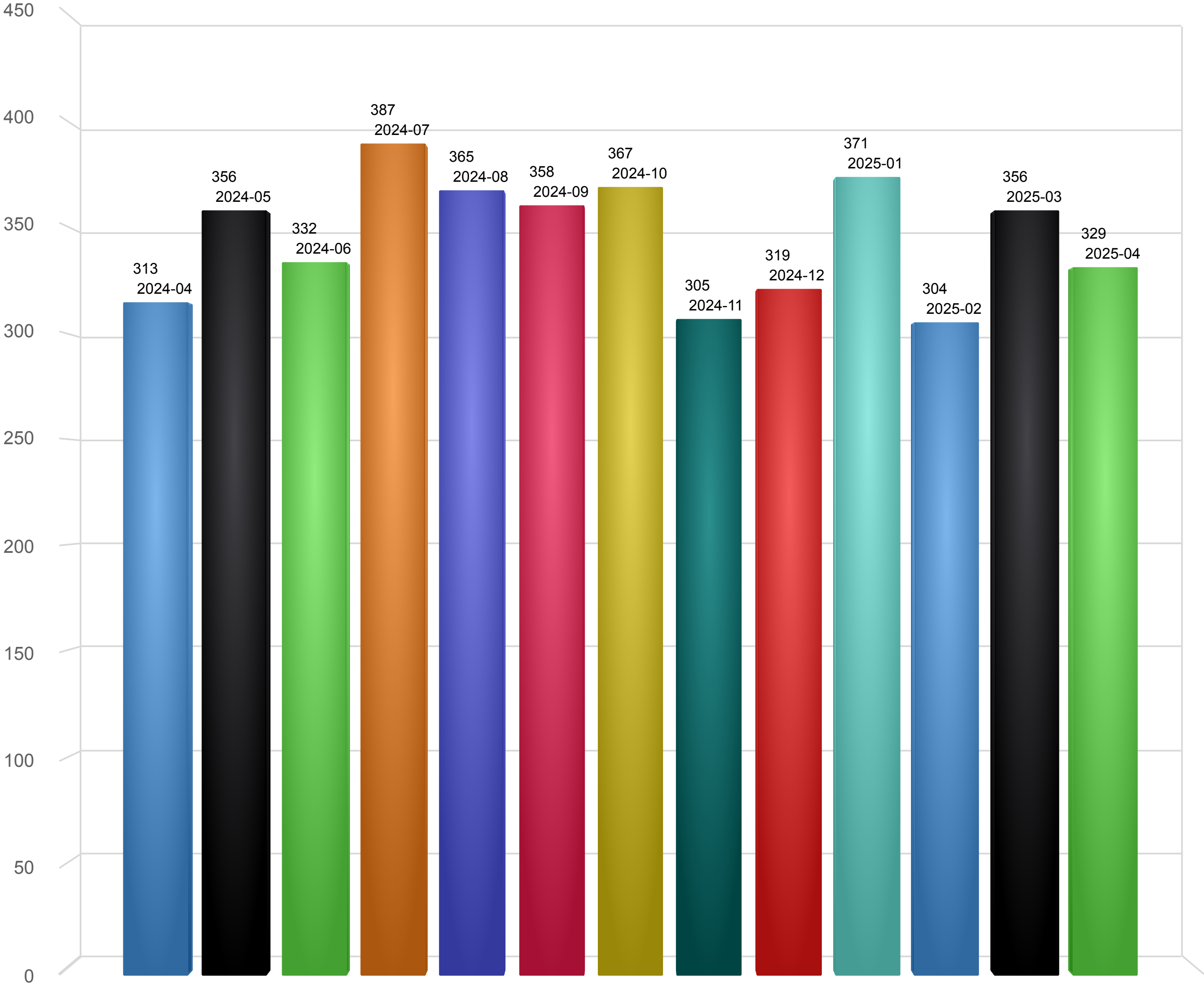
Incident Type	Incidents	Exposures
561 Unauthorized burning	1	0
323 Motor vehicle/pedestrian accident (MV Ped)	1	0
132 Road freight or transport vehicle fire	1	0
151 Outside rubbish, trash or waste fire	1	0
321 EMS call, excluding vehicle accident with injury	1	0
422 Chemical spill or leak	1	0
440 Electrical wiring/equipment problem, other	1	0

	Incidents	Exposures
Total	329	0

Incidents by Months

04/01/2024-04/30/2025

- 2024-04
- 2024-05
- 2024-06
- 2024-07
- 2024-08
- 2024-09
- 2024-10
- 2024-11
- 2024-12
- 2025-01
- 2025-02
- 2025-03
- 2025-04



Incident Count

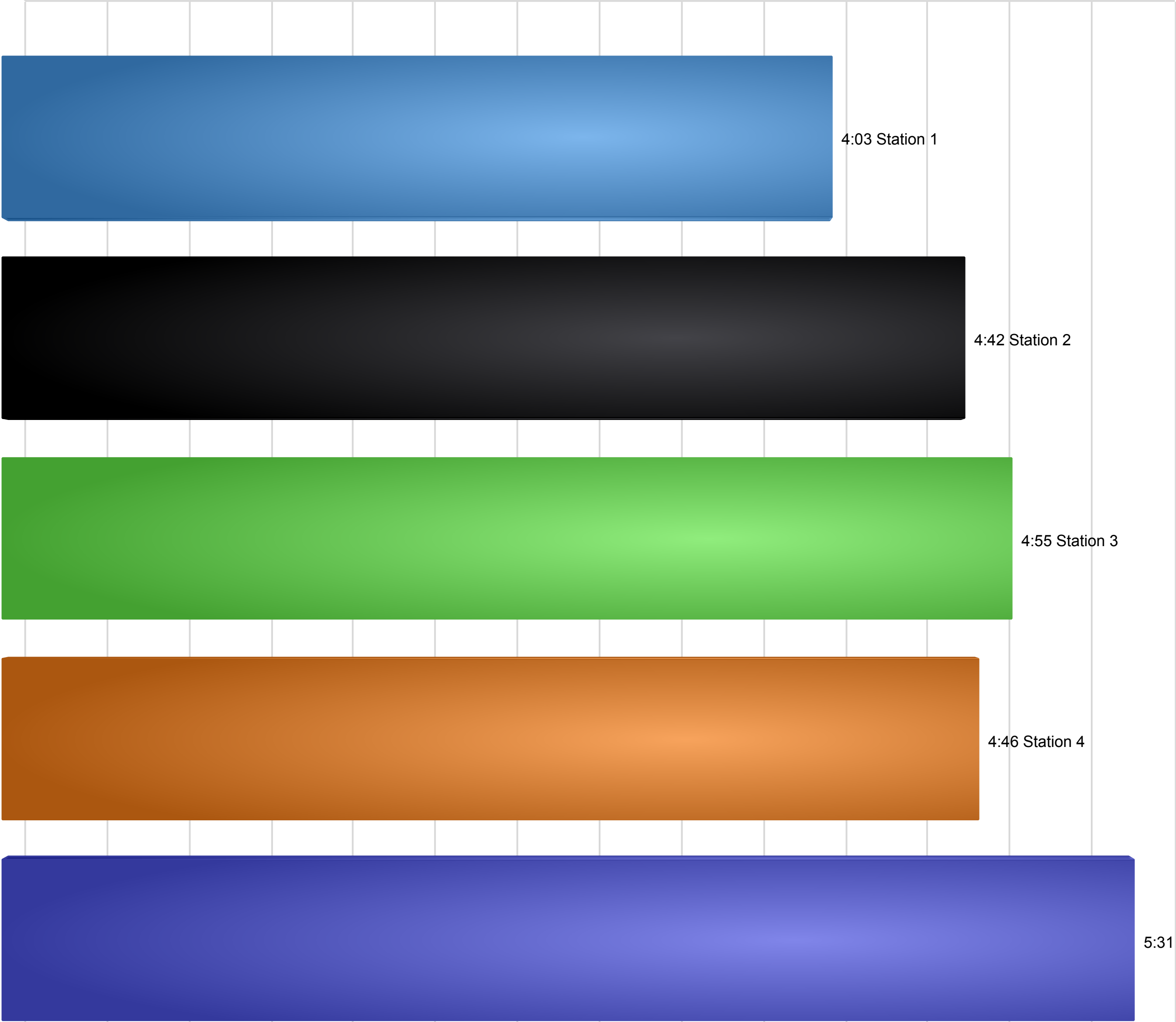
Total of Month: 4,462

- Station 1
- Station 2
- Station 3
- Station 4
- Station 5

Average Response Time by Station

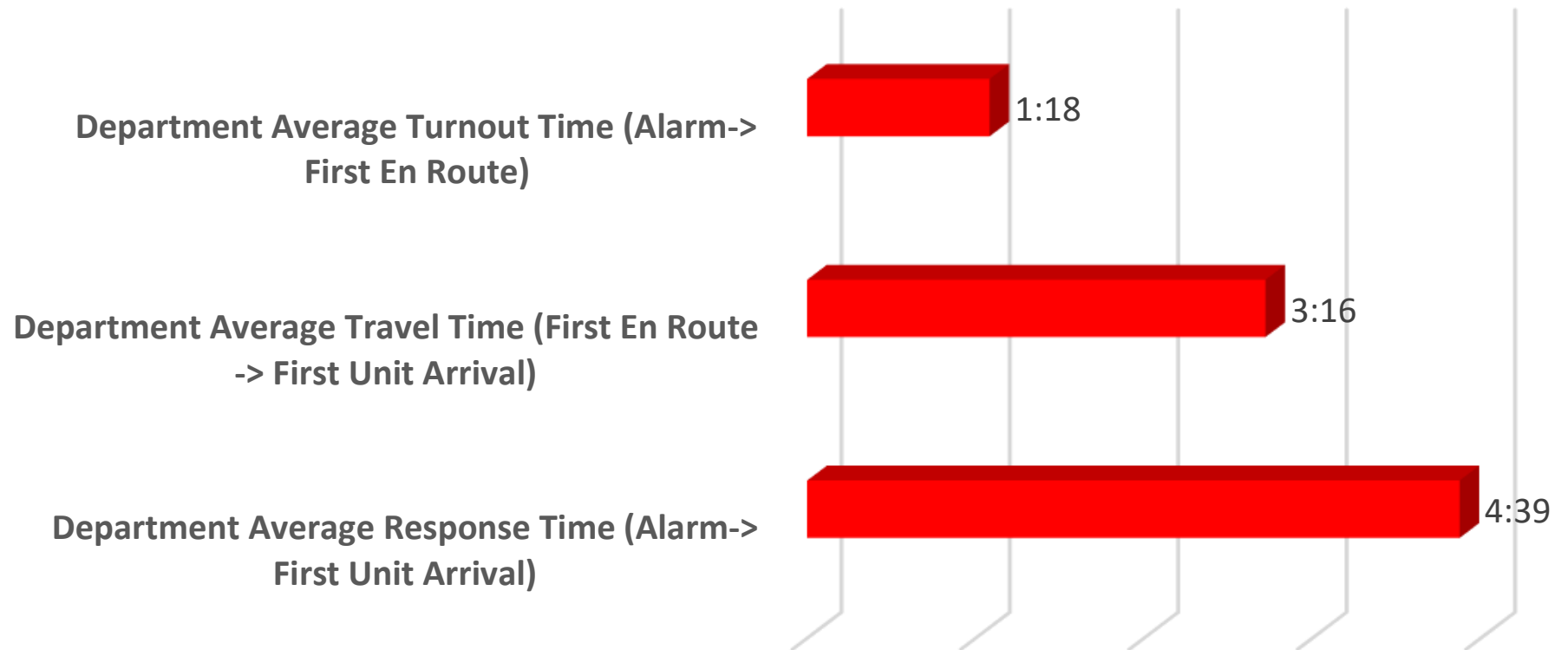
04/01/2025-04/30/2025

Response Time



Total of Station: 4:39

Department Response Times





Dalton Fire Department

404 School Street, Dalton, GA 30720

Phone: 706-278-7363

Injuries and Property Loss

(Dates: 04/01/25 - 04/30/25 23:59:59)

CODE	DESCRIPTOR	FREQ	FREQ %	EXPs	CIV DTHS	CIV DTHS	CIV INJ	CIV INJS	FF DTHS	FF DTHS	FF INJ	FF INJS	PROP LOSS	PROP LOSS	CONT LOSS	CONT LOSS	TOTAL LOSS	TOTAL LOSS %
111	Building fire	1	0.32%	0	0	0.00%	0	0.00%	0	0.00%	0	0.00%	2,500	29.41%	0	0.00%	2,500	29.41%
131	Passenger vehicle fire	2	0.63%	0	0	0.00%	0	0.00%	0	0.00%	0	0.00%	6,000	70.59%	0	0.00%	6,000	70.59%
132	Road freight or transport vehicle fire	0	0.00%	0	0	0.00%	0	0.00%	0	0.00%	0	0.00%	0	0.00%	0	0.00%	0	0.00%
151	Outside rubbish, trash or waste fire	1	0.32%	0	0	0.00%	0	0.00%	0	0.00%	0	0.00%	0	0.00%	0	0.00%	0	0.00%
311	Medical assist, assist EMS crew	212	67.30%	0	0	0.00%	0	0.00%	0	0.00%	0	0.00%	0	0.00%	0	0.00%	0	0.00%
321	EMS call, excluding vehicle accident with injury	1	0.32%	0	0	0.00%	0	0.00%	0	0.00%	0	0.00%	0	0.00%	0	0.00%	0	0.00%
322	Motor vehicle accident with injuries	14	4.44%	0	0	0.00%	0	0.00%	0	0.00%	0	0.00%	0	0.00%	0	0.00%	0	0.00%
323	Motor vehicle/pedestrian accident (MV Ped)	1	0.32%	0	0	0.00%	0	0.00%	0	0.00%	0	0.00%	0	0.00%	0	0.00%	0	0.00%
324	Motor vehicle accident with no injuries.	6	1.90%	0	0	0.00%	0	0.00%	0	0.00%	0	0.00%	0	0.00%	0	0.00%	0	0.00%

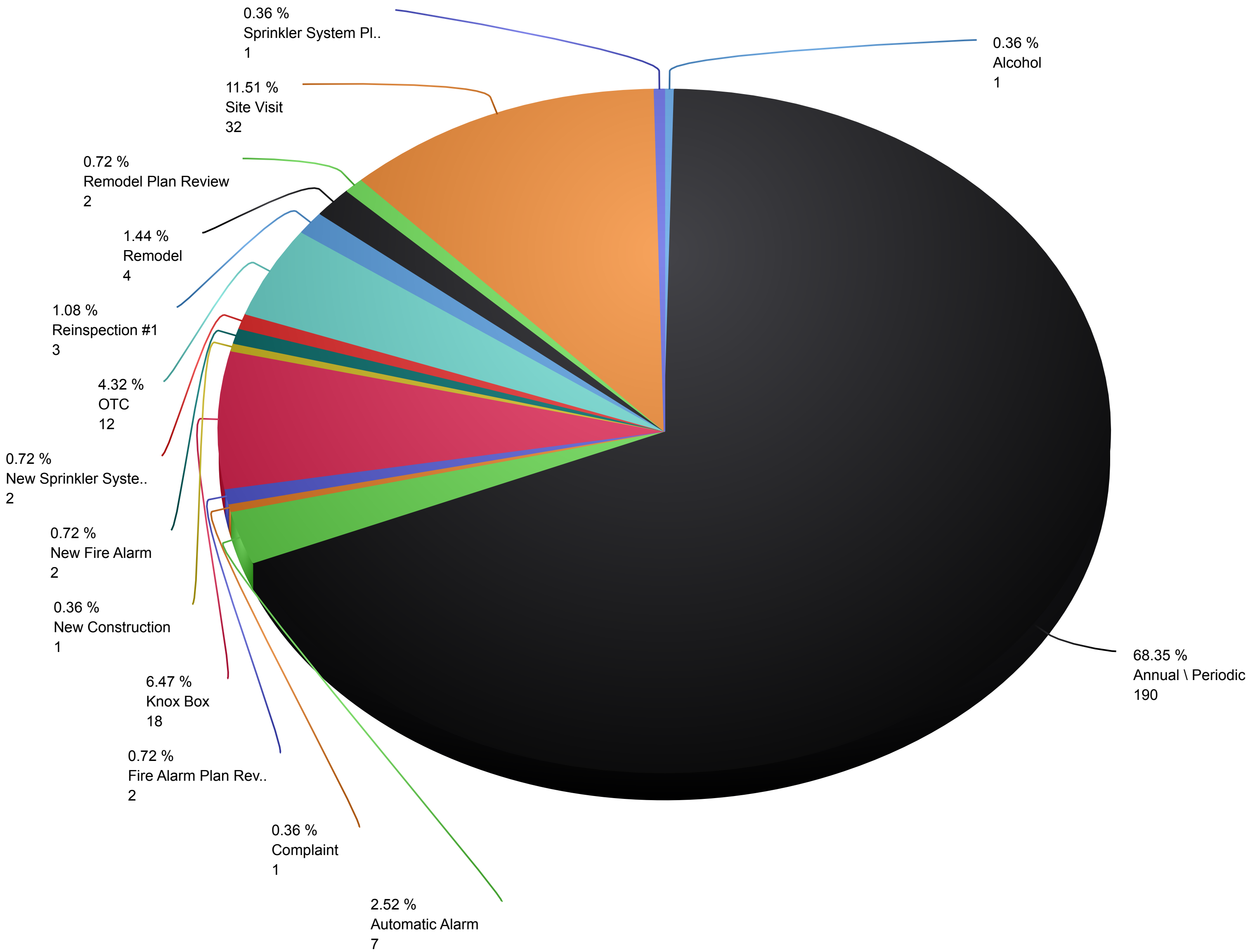
CODE	DESCRIPTOR	FREQ	FREQ %	EXPs	CIV DTHS	CIV DTHS	CIV INJ	CIV INJS	FF DTHS	FF DTHS	FF INJ	FF INJS	PROP LOSS	PROP LOSS	CONT LOSS	CONT LOSS	TOTAL LOSS	TOTAL LOSS %
412	Gas leak (natural gas or LPG)	3	0.95%	0	0	0.00%	0	0.00%	0	0.00%	0	0.00%	0	0.00%	0	0.00%	0	0.00%
422	Chemical spill or leak	1	0.32%	0	0	0.00%	0	0.00%	0	0.00%	0	0.00%	0	0.00%	0	0.00%	0	0.00%
440	Electrical wiring/equipment problem, other	1	0.32%	0	0	0.00%	0	0.00%	0	0.00%	0	0.00%	0	0.00%	0	0.00%	0	0.00%
444	Power line down	3	0.95%	0	0	0.00%	0	0.00%	0	0.00%	0	0.00%	0	0.00%	0	0.00%	0	0.00%
445	Arcing, shorted electrical equipment	1	0.32%	0	0	0.00%	0	0.00%	0	0.00%	0	0.00%	0	0.00%	0	0.00%	0	0.00%
463	Vehicle accident, general cleanup	1	0.32%	0	0	0.00%	0	0.00%	0	0.00%	0	0.00%	0	0.00%	0	0.00%	0	0.00%
500	Service Call, other	1	0.32%	0	0	0.00%	0	0.00%	0	0.00%	0	0.00%	0	0.00%	0	0.00%	0	0.00%
522	Water or steam leak	1	0.32%	0	0	0.00%	0	0.00%	0	0.00%	0	0.00%	0	0.00%	0	0.00%	0	0.00%
551	Assist police or other governmental agency	1	0.32%	0	0	0.00%	0	0.00%	0	0.00%	0	0.00%	0	0.00%	0	0.00%	0	0.00%
553	Public service	3	0.95%	0	0	0.00%	0	0.00%	0	0.00%	0	0.00%	0	0.00%	0	0.00%	0	0.00%
561	Unauthorized burning	0	0.00%	0	0	0.00%	0	0.00%	0	0.00%	0	0.00%	0	0.00%	0	0.00%	0	0.00%
611	Dispatched & canceled en route	23	7.30%	0	0	0.00%	0	0.00%	0	0.00%	0	0.00%	0	0.00%	0	0.00%	0	0.00%

CODE	DESCRIPTOR	FREQ	FREQ %	EXPs	CIV DTHS	CIV DTHS	CIV INJ	CIV INJS	FF DTHS	FF DTHS	FF INJ	FF INJS	PROP LOSS	PROP LOSS	CONT LOSS	CONT LOSS	TOTAL LOSS	TOTAL LOSS %
622	No incident found on arrival at dispatch address	4	1.27%	0	0	0.00%	0	0.00%	0	0.00%	0	0.00%	0	0.00%	0	0.00%	0	0.00%
631	Authorized controlled burning	1	0.32%	0	0	0.00%	0	0.00%	0	0.00%	0	0.00%	0	0.00%	0	0.00%	0	0.00%
651	Smoke scare, odor of smoke	1	0.32%	0	0	0.00%	0	0.00%	0	0.00%	0	0.00%	0	0.00%	0	0.00%	0	0.00%
671	HazMat release investigation w/no HazMat	2	0.63%	0	0	0.00%	0	0.00%	0	0.00%	0	0.00%	0	0.00%	0	0.00%	0	0.00%
715	Local alarm system, malicious false alarm	1	0.32%	0	0	0.00%	0	0.00%	0	0.00%	0	0.00%	0	0.00%	0	0.00%	0	0.00%
731	Sprinkler activation due to malfunction	1	0.32%	0	0	0.00%	0	0.00%	0	0.00%	0	0.00%	0	0.00%	0	0.00%	0	0.00%
735	Alarm system sounded due to malfunction	7	2.22%	0	0	0.00%	0	0.00%	0	0.00%	0	0.00%	0	0.00%	0	0.00%	0	0.00%
740	Unintentional transmission of alarm, other	1	0.32%	0	0	0.00%	0	0.00%	0	0.00%	0	0.00%	0	0.00%	0	0.00%	0	0.00%
743	Smoke detector activation, no fire - unintentional	10	3.17%	0	0	0.00%	0	0.00%	0	0.00%	0	0.00%	0	0.00%	0	0.00%	0	0.00%
745	Alarm system activation, no fire - unintentional	10	3.17%	0	0	0.00%	0	0.00%	0	0.00%	0	0.00%	0	0.00%	0	0.00%	0	0.00%
Totals		315	100%	0	0	100%	0	100%	0	100%	0	100%	8,500	100%	0	100%	8,500	100%
Mutual Aid Given Incidents		14																

Inspection Visit History by Inspection Type

04/01/2025-04/30/2025

- Alcohol
- Annual \ Periodic
- Automatic Alarm
- Complaint
- Fire Alarm Plan Review
- Knox Box
- New Construction
- New Fire Alarm
- New Sprinkler System
- OTC
- Reinspection #1
- Remodel
- Remodel Plan Review
- Site Visit
- Sprinkler System Plan Review



Total of Inspection Type: 278

Training Division Monthly Report

April 2025

Overview

Internal continuing education for department members included Norfolk Southern Railroad Safety and Hazardous Materials class and the Night Club Nightmare mass gathering mass casualty class. Company-level training included ventilation and enlarged opening drills at acquired structures on Penrose Dr. and search and hose line deployment drills at acquired structures on East Walnut Ave. with Whitfield County Fire Department. The City of Dalton Residential Demolition Assistant Program facilitated training at these structures. Other company training included hazardous materials training, rapid intervention drills, area familiarization, and pre-fire planning. Training hours during the month of April totaled 2,988.

Outside Schools

One firefighter attended Rescue Systems at Georgia Public Safety Training Center

One Cause and Origin Investigator attended a 40-hour Basic Post Blast Investigative Techniques course presented by the Bureau of Alcohol, Tobacco, Firearms, and Explosives at Redstone Arsenal, Alabama.

One inspector attended Fire Alarm & Suppression Systems at Georgia Public Safety Training Center

Five personnel gained American Heart Association CPR instructor certification in a class hosted by Hamilton Emergency Medical Services

YEAR-TO-DATE BUDGET REPORT

04/30/2025

FOR 2025 04									
ACCOUNTS FOR: 0010 GENERAL FUND - OPERATING	ORIGINAL APPROP	TRANFRS/ ADJSTMTS	REVISED BUDGET	YTD EXPENDED	ENCUMBRANCES	AVAILABLE BUDGET	PCT USED		
350000 511100 WAGES REG	6,800,000	0	6,800,000	1,936,344.48	.00	4,863,655.52	28.5%		
350000 511300 WAGES - OT	524,000	0	524,000	145,729.27	.00	378,270.73	27.8%		
350000 512100 GROUP INS	1,130,000	0	1,130,000	369,635.24	.00	760,364.76	32.7%		
350000 512110 PTST INS	14,500	0	14,500	6,374.00	.00	8,126.00	44.0%		
350000 512200 FICA & MED	566,000	0	566,000	165,757.91	.00	400,242.09	29.3%		
350000 512401 RETDCP	520,000	0	520,000	154,677.83	.00	365,322.17	29.7%		
350000 512402 RET DBP	858,000	0	858,000	251,884.54	.00	606,115.46	29.4%		
350000 512403 RET STATE	29,000	0	29,000	9,475.00	.00	19,525.00	32.7%		
350000 512700 WORKERS CO	114,800	0	114,800	38,800.00	.00	76,000.00	33.8%		
350000 512850 OPEB	199,000	0	199,000	62,948.66	.00	136,051.34	31.6%		
350000 512900 OTHER EMPL	44,200	0	44,200	13,041.24	.00	31,158.76	29.5%		
350000 512915 CLEANING A	50,500	0	50,500	489.25	.00	50,010.75	1.0%		
350000 512950 FD CANCER	19,000	0	19,000	16,280.00	.00	2,720.00	85.7%		
350000 513100 HISTORICAL	-214,000	0	-214,000	.00	.00	-214,000.00	.0%		
350000 522140 LAWN CARE	5,500	0	5,500	1,456.00	.00	4,044.00	26.5%		
350000 522210 BUILD R&M	68,000	0	68,000	22,112.30	42.24	45,887.69	32.6%		
350000 522220 EQ REPAIRS	32,000	0	32,000	6,917.32	20.97	25,082.67	21.7%		
350000 522220 APPA MTN APP	125,000	0	125,000	28,895.95	2,238.95	93,865.10	24.9%		
350000 522320 RENT EQUIP	4,000	0	4,000	920.02	.00	3,079.98	23.0%		
350000 523100 INSURANCE	108,500	-32,000	76,500	67,995.73	.00	8,504.27	88.9%		
350000 523200 COMMUNICAT	37,000	0	37,000	9,531.52	647.90	26,820.58	27.5%		
350000 523500 TRAVEL	20,000	0	20,000	3,090.95	.00	16,909.05	15.5%		
350000 523600 DUES	6,000	0	6,000	350.00	.00	5,650.00	5.8%		
350000 523630 RADIO SUBC	12,000	0	12,000	10,492.20	.00	1,507.80	87.4%		
350000 523640 VEHICLE IM	1,000	0	1,000	.00	.00	1,000.00	.0%		
350000 523700 TRAINING	28,000	0	28,000	12,389.93	41.20	15,568.87	44.4%		
350000 523920 SOFT LIC	22,000	0	22,000	20,070.01	.00	1,929.99	91.2%		
350000 531100 SUP GENERA	25,000	0	25,000	3,084.85	53.76	21,861.39	12.6%		
350000 531110 SUP OFFICE	4,000	0	4,000	1,560.86	.00	2,439.14	39.0%		
350000 531120 UNIFORMS	150,000	0	150,000	26,657.18	1,196.00	122,146.82	18.6%		
350000 531150 SUP GROUND	3,000	0	3,000	.00	.00	3,000.00	.0%		
350000 531200 UTILITIES	145,000	0	145,000	50,424.69	.00	94,575.31	34.8%		
350000 531240 BOTTLE GAS	0	4,000	4,000	2,144.55	.00	1,855.45	53.6%		
350000 531250 OIL	6,000	0	6,000	1,079.10	.00	4,920.90	18.0%		
350000 531270 GASOLINE	17,000	-1,500	15,500	3,987.90	.00	11,512.10	25.7%		
350000 531275 DIESEL	63,000	-2,500	60,500	14,420.37	.00	46,079.63	23.8%		
350000 531300 MEALS FOOD	2,000	0	2,000	200.08	.00	1,799.92	10.0%		
350000 531600 SMALL EQUI	30,000	0	30,000	499.00	.00	29,501.00	1.7%		
350000 531700 OTHER SUPP	15,000	0	15,000	1,984.73	.00	13,015.27	13.2%		
350000 531700 HAZM OTHER SUPP	12,000	0	12,000	1,111.38	.00	10,888.62	9.3%		
350000 531700 SAFET OTHER SUPP	5,000	0	5,000	1,178.40	.00	3,821.60	23.6%		
350000 542500 OTHER EQUI	4,000	0	4,000	.00	.00	4,000.00	.0%		
TOTAL GENERAL FUND - OPERATING	11,605,000	-32,000	11,573,000	3,463,992.44	4,241.02	8,104,766.54	30.0%		
TOTAL EXPENSES	11,605,000	-32,000	11,573,000	3,463,992.44	4,241.02	8,104,766.54			