



**PUBLIC SAFETY COMMISSION MEETING
TUESDAY, MARCH 18, 2025
8:30 AM
DALTON CITY HALL - COUNCIL CHAMBERS**

A G E N D A

Call to Order

Agenda Approval

Personnel Matters

- 1.** Fire Department - Personnel Matters
 1. Certificate of Commendation-Firefighter Seth Coley
 2. Promotion to the rank of Deputy Chief-Keth Dempsey

Public Commentary

Approval of Minutes

- 2.** February 18, 2025

Police Department

- 3.** Crime/Crash Statistics February 2025
- 4.** Financial Statistics February 2025

Fire Department

- 5.** Statistical Report for February 2025
- 6.** Financial Report for February 2025

Adjournment



Certificate of Commendation

Firefighter Seth Coley

Incident Date: Friday, February 7, 2025

Location: North Bypass & Sawgrass Drive

You are hereby commended for your outstanding job performance in providing aid to patients injured in a motor vehicle collision. Your rapid assessment and treatment greatly increased patient viability prior to transport. Further, your efforts throughout the incident afforded the patient the best possible chance for survival and resulted in a successful patient outcome.

Please accept our gratitude in recognition of your efforts. Your exemplary performance speaks to your character, professionalism, and the dedicated service our department provides to our citizens.

3/18/2025
Date

A handwritten signature in black ink, appearing to read "Matt Daniel", is written over a horizontal line.

Matt Daniel, Fire Chief



Certificate of Promotion

DEPUTY FIRE CHIEF

March 18, 2025

Greetings,

I would like to present Division Chief Keith Dempsey for recognition following his promotion to the rank of Deputy Fire Chief. Keith has met all required prerequisites set forth for this promotion.

Keith has been employed with the City of Dalton Fire Department since August 2003. Keith was reassigned to the Training Division as Training Instructor in June 2005, and promoted to Training Division Coordinator in July 2017. Keith was again promoted to Division Chief in 2021 and has consistently shown his ability to lead while moving the training division forward according to the vision of the department.

Keith has compiled an impressive training profile. He has several notable accomplishments in his resume which includes a Master's Degree in Fire and Emergency Management Administration through Oklahoma State University, Executive Fire Officer Designation through National Fire Academy, and he has completed the NPQ Fire Officer IV certification. Keith is also a graduate of the Flames program.

I would appreciate your support in recognizing the promotion of Division Chief Dempsey to the rank of Deputy Fire Chief.

Thank you all for your consideration.

Matt Daniel
Fire Chief

CITY OF DALTON
PUBLIC SAFETY COMMISSION
MINUTES
FEBRUARY 18, 2025

The regular meeting for the Public Safety Commission was held today at the Dalton City Hall Council Chambers. Present were Chairman Truman Whitfield, Commissioners Terry Mathis, Lane Jackson, Fire Chief Matt Daniel, Police Chief Cliff Cason, City Attorney Jonathan Bledsoe, City Administrator Andrew Parker and Assistant City Administrator Todd Pangle. Commissioner Alex Brown and Mayor Annalee Sams were absent.

AGENDA APPROVAL

On the motion of Commissioner Mathis, second Commissioner Jackson, the Commission approved the agenda as presented.

PERSONNEL MATTERS

Fire Department – Firefighter of the Year

Fire Chief Matt Daniel presented the 2025 Firefighter of the Year award to Engineer Douglas Kerns. The Commission congratulated and thanked Engineer Douglas Kerns for his commitment and service to public safety.

Fire Department – Certificate of Commendation

Fire Chief Matt Daniel presented a Certificate of Commendation to Engineer Douglas Kerns for his outstanding job performance in providing aid to an individual with a broken leg on January 27, 2024. The Commission thanked Engineer Kerns for providing the citizen with treatment and congratulated him for receiving the Certificate of Commendation.

PUBLIC COMMENTARY

There were no public comments.

MINUTES

The Commissioners were presented written copies of the regular meeting minutes of January 21, 2025. On the motion of Commissioner Mathis, second Commissioner Jackson, the minutes were approved as presented. The vote was unanimous in favor.

ALCOHOL APPLICATION REVIEW

On the motion of Commissioner Mathis, second Commissioner Jackson, the Commission gave a positive recommendation to the following new alcohol application. The Mayor & Council will vote on the application at the next meeting. The vote was unanimous in favor.

- | | |
|--------------------|---|
| 1. Business Owner: | El Ranchito Mexican Restaurant, LLC |
| d/b/a: | El Ranchito Mexican Restaurant, LLC |
| Applicant: | Gerardo Mendiola Flores |
| Business Address: | 101 W. Walnut Ave. Suite 19 |
| License Type: | Pouring Beer, Wine, Liquor (Restaurant) |
| Disposition: | New |

On the motion of Commissioner Mathis, second Commissioner Jackson, the Commission gave a positive recommendation to the following new alcohol application with the stipulation that the applicant obtains their Food Service permit and the Certificate of Liability Insurance. The Mayor & Council will vote on the application at the next meeting. The vote was unanimous in favor.

- | | |
|--------------------|---|
| 2. Business Owner: | Nicky G, LLC |
| d/b/a: | Nicky G's |
| Applicant: | Nicolas Lama |
| Business Address: | 263 N. Hamilton St |
| License Type: | Pouring Beer, Wine, Liquor (Restaurant) |
| Disposition: | New |

ALCOHOL APPLICATION REVIEW

.....Continued

On the motion of Commissioner Mathis, second Commissioner Jackson, the Commission recommended the application be denied. City Attorney Jonathan Bledsoe cited Sec. 6-107 “Disqualification”. Mayor & Council will vote on the application at the next meeting. The vote was unanimous in favor.

3. Business Owner: Rosa Negra, LLC
d/b/a: Rosa Negra Lounge
Applicant: Manuel Alex Vital
Business Address: 323 N. Hamilton St.
License Type: Pouring Beer and Liquor (Bar)
Disposition: **New**

On the motion of Commissioner Mathis, second Commissioner Jackson, the Commission recommended the application be denied. City Attorney Jonathan Bledsoe cited Sec. 6-107 “Disqualification”. Mayor & Council will vote on the application at the next meeting. The vote was unanimous in favor.

4. Business Owner: Dejavu Social Club, LLC
d/b/a: Dejavu Social Club
Applicant: Manuel Alex Vital
Business Address: 224 N. Hamilton St.
License Type: Pouring Beer and Liquor (Bar)
Disposition: **New**

POLICE DEPARTMENT

Crime and Crash Statistics for January 2025

Police Chief Cliff Cason gave a written and oral summary of the Crime and Crash Statistical Reports for the month of January 2025. As noted in the written summary, Chief Cason reported the Year to Date Part I crimes are approximately 30.38% lower, Part II crimes are approximately 28.7% lower, violent crimes are approximately 14.3% lower, and Property Crimes are approximately 34.7% lower when compared to the past 5-year average. Chief Cason further reported there were 103 non-private property crashes reported for the month, a decrease from the previous month.

On the motion of Commissioner Jackson, second Commissioner Mathis, the January Crime and Crash statistic report was approved. The complete report in its entirety is a part of these minutes. The vote was unanimous in favor.

Financial Statistics for January 2025

Police Chief Cliff Cason presented the Financial Report for all divisions within the Dalton Police Department for the month of January 2025. Chief Cason reported the department has expended 9.1% of the budget and is on track for the remainder of FY 2025.

On the motion of Commissioner Mathis, second Commissioner Jackson, the financial report was approved. The complete report in its entirety is a part of these minutes. The vote was unanimous in favor.

FIRE DEPARTMENT

Monthly Statistical Report – January 2025

Fire Chief Matt Daniel presented the January 2025 Statistical Report to the Commission. Chief Daniel outlined details of the complete report, which included the Incident Report with 371 Total Responses, Incidents by Staff hours, Incidents by Months and Stations, Average Response Time, Average Turnout Time, Average Travel Time, Injury and Property Loss, Training Division Monthly Report, and the Inspection Summary.

On the motion of Commissioner Mathis, second Commissioner Jackson, the Commissioners approved the Statistical Report for the Fire Department. A copy of the report is a part of these minutes. The vote was unanimous in favor.

Monthly Financial Report – January 2025

Fire Chief Matt Daniel presented the Financial Report for the month of January 2025 to the Commission. Chief Daniel stated the department has expended 5.9% of the budget, and is on track for the remainder of FY 2025.

On the motion Commissioner Jackson, second Commissioner Mathis, the Commissioners approved the Financial Report for the Fire Department. A copy of the report is a part of these minutes. The vote was unanimous in favor.

ADJOURNMENT

There being no further business to come before the Commissioners, on the motion of Commissioner Mathis, second Commissioner Jackson, the meeting was adjourned at 9:50 a.m.

Truman Whitfield, Chairman

ATTEST:

Alex Brown, Secretary



Dalton Police Department Public Safety Commission Meeting

March 18, 2025

TABLE OF CONTENTS

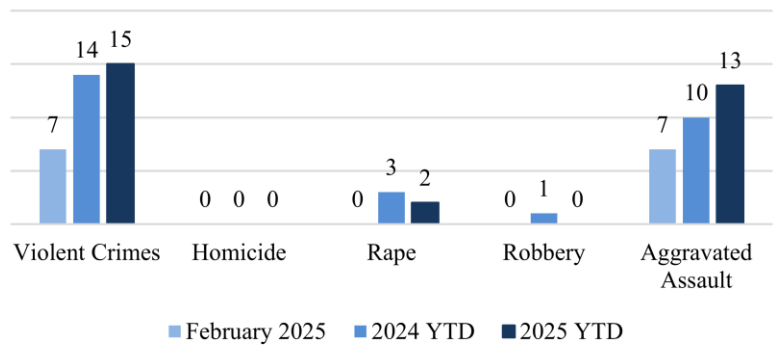
CRIME STATISTICS

CRASH STATISTICS

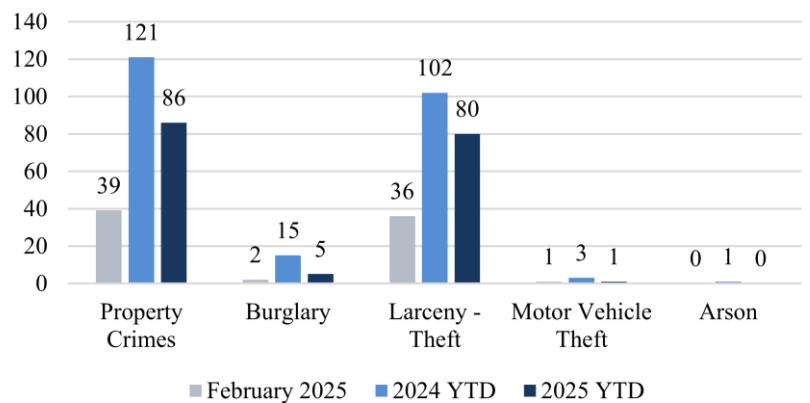
FINANCIAL STATISTICS

FEBRUARY 2025

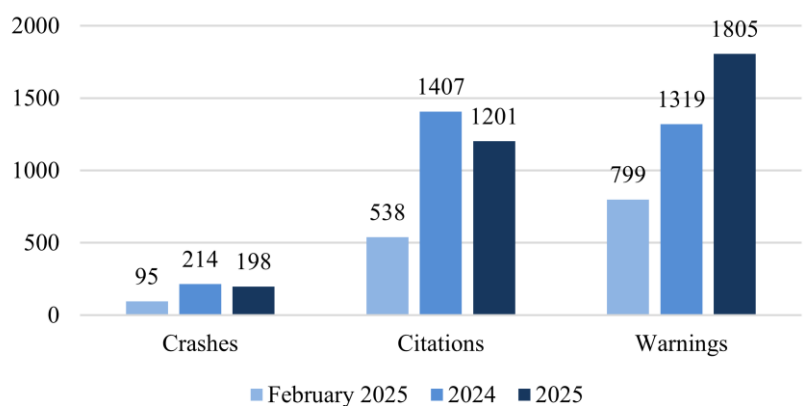
Violent Crimes



Property Crimes



Traffic





PART 1 CRIMES

February 2025

Total Part 1 Crimes			2024 YTD	2025 YTD	YTD Change
			135	101	-25.19%
Violent Crimes		Current	2024 YTD	2025 YTD	YTD Change
		7	14	15	7.14%
Homicide		0	0	0	0.00%
Rape		0	3	2	-33.33%
Robbery		0	1	0	-100.00%
Aggravated Assault		7	10	13	30.00%
25-000576	2/1/2025	400 S Thornton Ave			
A male subject was arrested after he pointed a gun at the victim's head during a domestic incident in a vehicle.					
25-000840	2/15/2025	2300 Park Canyon Dr			
During a disturbance at this location, a male subject pointed a handgun at the victim. The suspect fled the scene but was later apprehended and charged with aggravated assault.					
25-001050	2/25/2025	905 S Hamilton St			
The suspect fired shots at the victim, but did not strike the victim. The suspect was later apprehended and charged with aggravated assault.					
Property Crimes		Current	2024 YTD	2025 YTD	YTD Change
		39	121	86	-28.93%
Burglary		2	15	5	-66.67%
Larceny-Theft		36	102	80	-21.57%
Motor Vehicle Theft		1	3	1	-66.67%
Arson		0	1	0	-100.00%

There were 46 Part 1 crimes in February 2025. That is an increase of approximately 4.55% compared to 44 in February 2024. Total Part 1 crimes YTD have decreased by approximately 25.19% when compared to 2024.

Violent crimes have increased by approximately 7.14% when compared to 2024. There have been 15 violent crimes YTD 2025 compared to 14 in 2024.

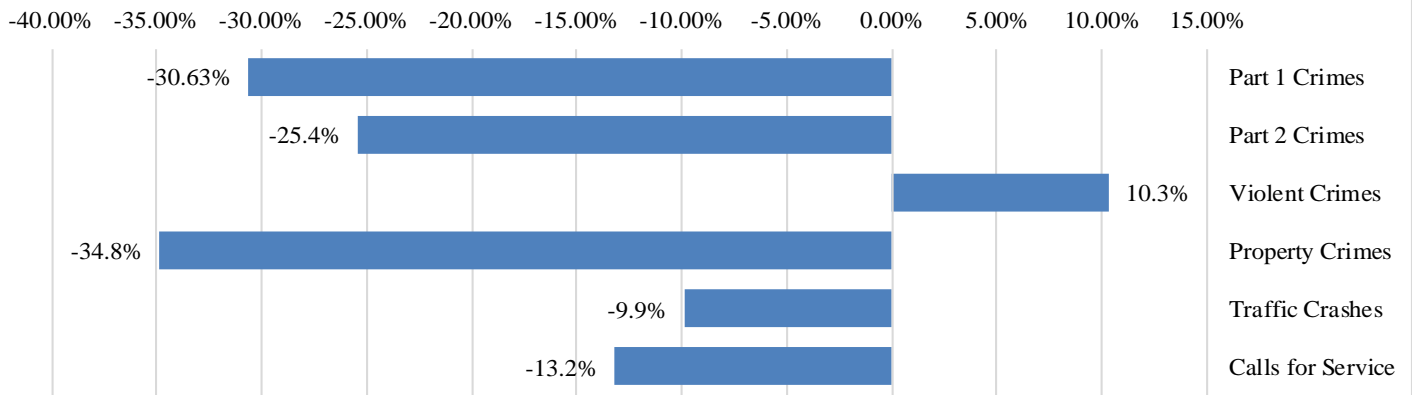
Property crimes have decreased by 28.93% when compared to 2024. All categories of property crimes have shown a decrease YTD compared to 2024.



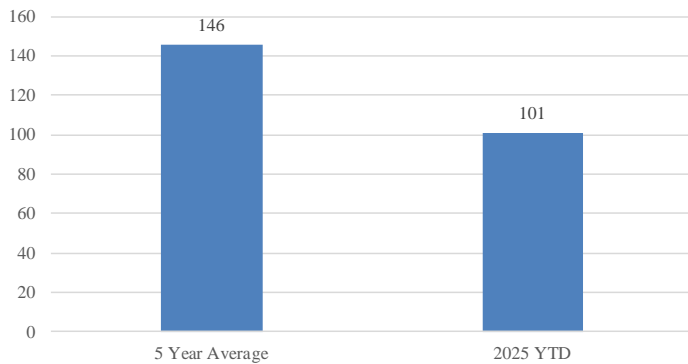
FIVE-YEAR AVERAGE

February 2025

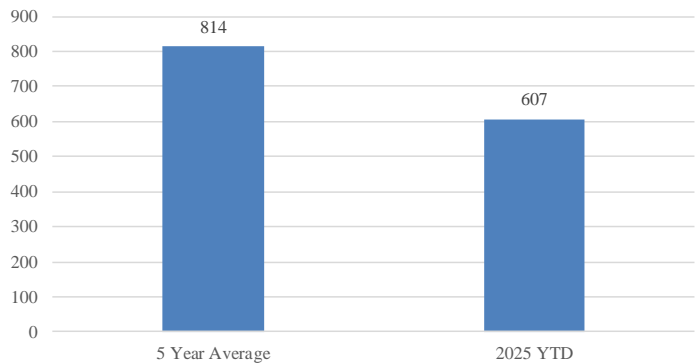
2025 YTD Compared to 5-Year Average



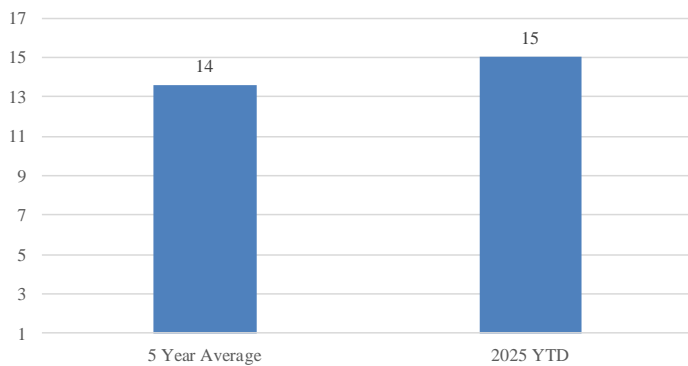
Part 1 Crimes



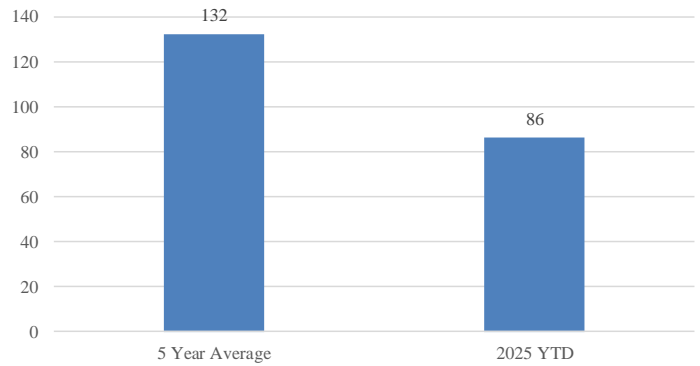
Part 2 Crimes



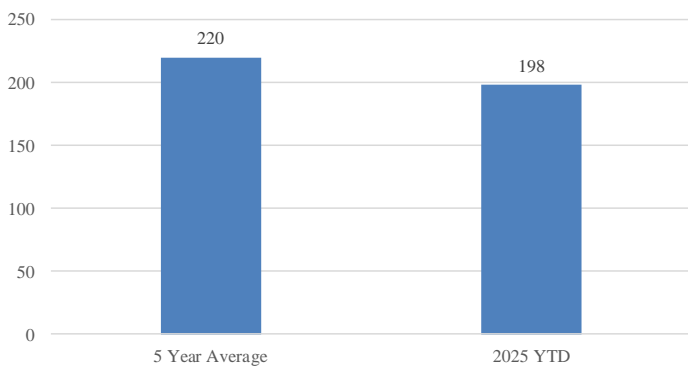
Violent Crimes



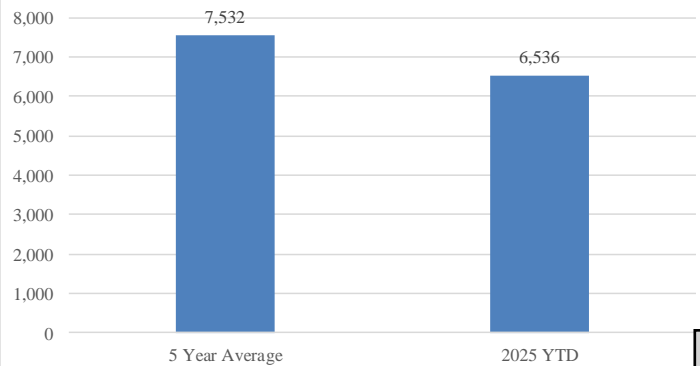
Property Crimes



Traffic Crashes



Calls For Service





CRASH STATISTICS

February 2025

Traffic crashes decreased by approximately 7.8% when compared to January 2025. Year to date crashes have decreased by approximately 7.5 %. Rear end collisions were the most frequent crash types. Following too closely was the most frequent contributing factor. Walnut Ave had the highest number of crashes and injuries.

Total Crashes	Current	Previous	Change	YTD 2025	YTD 2024	Change	
	95	103	-7.8%	198	214	-7.5%	
Injury Crashes	Total	Complaint	Minor	Serious	Fatality	Multiple	
	25	19	4	2	0	8	
Total Injuries	40						
DUI Crashes	Speed Crashes	Distracted Crashes		Following Too Closely Crashes			
2	1	16		24			
Day of the Week	Total					Time of Day	Total
Monday	16					0000 - 0559	5
Tuesday	12					0600 - 0859	11
Wednesday	21					0900 - 1059	8
Thursday	11					1100 - 1359	18
Friday	17					1400 - 1559	17
Saturday	5					1600 - 1859	18
Sunday	13					1900 - 2159	15
						2200 - 2359	3
Collision Type	Total					Contributing Factors	Total
Rear End	39					Following too Closely	24
Angle	36					Failure to Yield	20
Collision with an Object	12					Distracted	16
Sideswipe-Same Direction	8					Disregard Stop Sign/Signal	8
Top Streets	Total Crashes		% Total	Injuries		% Injuries	
Walnut Ave	19		20.0%	8		20.0%	
Hamilton St	8		8.4%	3		7.5%	
Chattanooga Rd	7		7.4%	1		2.5%	

	Traffic Stops	Warnings	Citations
February 2025	1093	799	538
2025 YTD	2474	1805	1201
2024 YTD	2466	1319	1407



FINANCIAL STATISTICS

February 2025

SUMMARY OF THE FINANCIAL STATUS THROUGH FEBRUARY 2025

The police department budget for FY 2025 is now in its implementation, and we have expended approximately 12.9% of our 2025 budget through February. Currently, we believe there will be sufficient funds to accomplish our 2025 goals and meet the needs of the department.

YEAR-TO-DATE BUDGET REPORT

FOR 2025 02									
ACCOUNTS FOR:	GENERAL FUND - OPERATING	ORIGINAL APPROP	TRANFRS/ ADJSTMTS	REVISED BUDGET	YTD EXPENDED	ENCUMBRANCES	AVAILABLE BUDGET	PCT USED	
321000 PD ADMINISTRATION									
321000 511100	WAGES - REGULAR	577,000	0	577,000	73,143.66	.00	503,856.34	12.7%	
321000 511300	WAGES - OVERTIME	1,000	0	1,000	9.75	.00	990.25	1.0%	
321000 512100	GROUP INSURANCE	52,000	0	52,000	8,675.68	.00	43,324.32	16.7%	
321000 512110	PTSD INSURANCE	13,700	0	13,700	6,374.00	.00	7,326.00	46.5%	
321000 512200	FICA & MEDICARE	44,500	0	44,500	6,570.17	.00	37,929.83	14.8%	
321000 512401	RETIREMENT DCP	17,500	0	17,500	2,613.82	.00	14,886.18	14.9%	
321000 512402	RETIREMENT DBP	157,500	0	157,500	24,220.13	.00	133,279.87	15.4%	
321000 512403	RETIREMENT STATE	1,700	0	1,700	210.00	.00	1,490.00	12.4%	
321000 512700	WORKERS COMPENSAT	10,000	0	10,000	1,670.00	.00	8,330.00	16.7%	
321000 512850	OPEB FUNDING	114,700	0	114,700	16,720.58	.00	97,979.42	14.6%	
321000 512900	OTHER EMPLOYEE BE	3,600	0	3,600	576.80	.00	3,023.20	16.0%	
321000 512915	CLEANING ALLOWANC	2,400	0	2,400	.00	.00	2,400.00	.0%	
321000 512916	CLOTHING ALLOWANC	2,400	0	2,400	.00	.00	2,400.00	.0%	
321000 521300	TECHNICAL CONTRAC	4,000	0	4,000	.00	.00	4,000.00	.0%	
321000 522220	EQUIPMENT MAINT &	5,000	0	5,000	2,438.18	.00	2,561.82	48.8%	
321000 522230	VEHICLE REPAIRS &	4,000	0	4,000	.00	.00	4,000.00	.0%	
321000 522320	RENTAL - EQUIPMEN	9,000	0	9,000	545.22	109.80	8,344.98	7.3%	
321000 523100	INSURANCE COMMERC	236,500	0	236,500	9,299.76	.00	227,200.24	3.9%	
321000 523200	COMMUNICATIONS	50,000	0	50,000	5,774.70	.00	44,225.30	11.5%	
321000 523210	POSTAGE	4,500	0	4,500	425.92	.00	4,074.08	9.5%	
321000 523400	PRINTING & BINDIN	3,000	0	3,000	442.00	.00	2,558.00	14.7%	
321000 523500	TRAVEL	14,000	0	14,000	327.50	.00	13,672.50	2.3%	
321000 523600	DUES & FEES	5,000	0	5,000	1,450.00	.00	3,550.00	29.0%	
321000 523630	RADIO SUBSCRIBER F	29,000	0	29,000	.00	.00	29,000.00	.0%	
321000 523700	TRAINING & EDUCAT	8,000	0	8,000	300.00	.00	7,700.00	3.8%	
321000 523850	CONTRACT LABOR	5,000	0	5,000	.00	.00	5,000.00	.0%	
321000 523920	SOFTWARE LICENSES	190,000	0	190,000	105,659.67	532.68	83,807.65	55.9%	
321000 531100	SUPPLIES - GENERA	1,000	0	1,000	12.99	.00	987.01	1.3%	
321000 531110	SUPPLIES - OFFICE	2,000	0	2,000	126.76	.00	1,873.24	6.3%	
321000 531250	OIL	1,000	0	1,000	.00	.00	1,000.00	.0%	
321000 531270	GASOLINE	7,000	0	7,000	775.20	.00	6,224.80	11.1%	
321000 531300	MEALS - FOOD	2,000	0	2,000	.00	.00	2,000.00	.0%	
321000 531600	SMALL EQUIPMENT <	2,000	0	2,000	.00	.00	2,000.00	.0%	
321000 531700	OTHER SUPPLIES	2,000	0	2,000	9.00	.00	1,991.00	.5%	
TOTAL PD ADMINISTRATION		1,582,000	0	1,582,000	268,371.49	642.48	1,312,986.03	17.0%	

YEAR-TO-DATE BUDGET REPORT

FOR 2025 02									
ACCOUNTS FOR:	GENERAL FUND - OPERATING	ORIGINAL APPROP	TRANFRS/ ADJSTMTS	REVISED BUDGET	YTD EXPENDED	ENCUMBRANCES	AVAILABLE BUDGET	PCT USED	
322100 PD CRIMINAL INVESTIGATION DIV									
322100 511100	WAGES - REGULAR	1,340,000	0	1,340,000	170,146.44	.00	1,169,853.56	12.7%	
322100 511300	WAGES - OVERTIME	51,000	0	51,000	1,338.52	.00	49,661.48	2.6%	
322100 512100	GROUP INSURANCE	232,000	0	232,000	32,549.58	.00	199,450.42	14.0%	
322100 512200	FICA & MEDICARE	106,000	0	106,000	15,009.91	.00	90,990.09	14.2%	
322100 512401	RETIREMENT DCP	79,000	0	79,000	11,225.94	.00	67,774.06	14.2%	
322100 512402	RETIREMENT DBP	223,000	0	223,000	34,838.12	.00	188,161.88	15.6%	
322100 512403	RETIREMENT STATE	6,500	0	6,500	1,050.00	.00	5,450.00	16.2%	
322100 512700	WORKERS COMPENSAT	30,000	0	30,000	5,000.00	.00	25,000.00	16.7%	
322100 512900	OTHER EMPLOYEE BE	8,500	0	8,500	1,341.03	.00	7,158.97	15.8%	
322100 512915	CLEANING ALLOWANC	4,000	0	4,000	259.00	.00	3,741.00	6.5%	
322100 512916	CLOTHING ALLOWANC	9,000	0	9,000	.00	.00	9,000.00	.0%	
322100 522220	EQUIPMENT MAINT &	3,500	0	3,500	.00	.00	3,500.00	.0%	
322100 522230	VEHICLE REPAIRS &	7,000	0	7,000	2,495.22	.00	4,504.78	35.6%	
322100 523500	TRAVEL	20,000	0	20,000	1,511.08	.00	18,488.92	7.6%	
322100 523600	DUES & FEES	5,000	0	5,000	360.00	.00	4,640.00	7.2%	
322100 523700	TRAINING & EDUCAT	19,000	0	19,000	2,250.00	325.00	16,425.00	13.6%	
322100 523900	PEPI OTHER PURCHAS	25,500	0	25,500	.00	.00	25,500.00	.0%	
322100 531100	SUPPLIES - GENERA	3,000	0	3,000	113.80	.00	2,886.20	3.8%	
322100 531110	SUPPLIES - OFFICE	4,000	0	4,000	79.50	.00	3,920.50	2.0%	
322100 531250	OIL	2,500	0	2,500	.00	.00	2,500.00	.0%	
322100 531270	GASOLINE	20,000	0	20,000	2,558.59	.00	17,441.41	12.8%	
322100 531300	MEALS - FOOD	1,000	0	1,000	.00	.00	1,000.00	.0%	
322100 531600	SMALL EQUIPMENT <	16,500	0	16,500	.00	.00	16,500.00	.0%	
322100 531700	OTHER SUPPLIES	5,000	0	5,000	131.40	.00	4,868.60	2.6%	
TOTAL PD CRIMINAL INVESTIGATION DIV		2,221,000	0	2,221,000	282,258.13	325.00	1,938,416.87	12.7%	

YEAR-TO-DATE BUDGET REPORT

FOR 2025 02									
ACCOUNTS FOR:	GENERAL FUND - OPERATING	ORIGINAL APPROP	TRANFRS/ ADJSTMTS	REVISED BUDGET	YTD EXPENDED	ENCUMBRANCES	AVAILABLE BUDGET	PCT USED	
322300 PD PATROL									
322300 511100	WAGES - REGULAR	4,586,000	0	4,586,000	512,270.16	.00	4,073,729.84	11.2%	
322300 511300	WAGES - OVERTIME	125,500	0	125,500	7,834.58	.00	117,665.42	6.2%	
322300 512100	GROUP INSURANCE	684,700	0	684,700	108,505.10	.00	576,194.90	15.8%	
322300 512200	FICA & MEDICARE	355,000	0	355,000	46,504.26	.00	308,495.74	13.1%	
322300 512401	RETIREMENT DCP	408,000	0	408,000	52,438.59	.00	355,561.41	12.9%	
322300 512402	RETIREMENT DBP	188,000	0	188,000	28,661.03	.00	159,338.97	15.2%	
322300 512403	RETIREMENT STATE	30,600	0	30,600	3,745.00	.00	26,855.00	12.2%	
322300 512700	WORKERS COMPENSAT	123,700	0	123,700	20,700.00	.00	103,000.00	16.7%	
322300 512900	OTHER EMPLOYEE BE	30,000	0	30,000	4,171.30	.00	25,828.70	13.9%	
322300 512915	CLEANING ALLOWANC	10,000	0	10,000	685.75	.00	9,314.25	6.9%	
322300 522220	EQUIPMENT MAINT &	11,000	0	11,000	.00	.00	11,000.00	.0%	
322300 522230	VEHICLE REPAIRS &	66,000	0	66,000	5,779.39	409.75	59,810.86	9.4%	
322300 522230	SHOP VEHICLE EXP -	104,000	0	104,000	9,137.77	.00	94,862.23	8.8%	
322300 523500	TRAVEL	74,000	0	74,000	10,001.75	283.50	63,714.75	13.9%	
322300 523600	DUES & FEES	4,000	0	4,000	570.00	.00	3,430.00	14.3%	
322300 523700	TRAINING & EDUCAT	46,000	0	46,000	6,739.69	2,975.00	36,285.31	21.1%	
322300 531100	SUPPLIES - GENERA	6,000	0	6,000	30.95	.00	5,969.05	.5%	
322300 531110	SUPPLIES - OFFICE	3,000	0	3,000	.00	.00	3,000.00	.0%	
322300 531120	UNIFORMS	60,000	0	60,000	1,467.99	332.38	58,199.63	3.0%	
322300 531200	PDCAM UTILITIES -	3,000	0	3,000	306.56	.00	2,693.44	10.2%	
322300 531250	OIL	3,000	0	3,000	2,269.79	.00	730.21	75.7%	
322300 531270	GASOLINE	167,000	0	167,000	21,522.72	.00	145,477.28	12.9%	
322300 531300	MEALS - FOOD	2,000	0	2,000	.00	.00	2,000.00	.0%	
322300 531600	SMALL EQUIPMENT <	50,000	0	50,000	1,521.27	.00	48,478.73	3.0%	
322300 531700	OTHER SUPPLIES	5,000	0	5,000	.00	.00	5,000.00	.0%	
TOTAL PD PATROL		7,145,500	0	7,145,500	844,863.65	4,000.63	6,296,635.72	11.9%	

YEAR-TO-DATE BUDGET REPORT

FOR 2025 02								
ACCOUNTS FOR:	ORIGINAL	TRANFRS/	REVISED				AVAILABLE	PCT
0010 GENERAL FUND - OPERATING	APPROP	ADJSTMTS	BUDGET	YTD EXPENDED	ENCUMBRANCES	BUDGET	USED	
322400 PD SUPPORT SERVICES								
322400 511100 WAGES - REGULAR	815,000	0	815,000	106,851.80	.00	708,148.20	13.1%	
322400 511300 WAGES - OVERTIME	6,700	0	6,700	89.57	.00	6,610.43	1.3%	
322400 512100 GROUP INSURANCE	181,000	0	181,000	26,769.76	.00	154,230.24	14.8%	
322400 512200 FICA & MEDICARE	63,500	0	63,500	8,999.19	.00	54,500.81	14.2%	
322400 512401 RETIREMENT DCP	63,000	0	63,000	8,486.85	.00	54,513.15	13.5%	
322400 512402 RETIREMENT DBP	80,000	0	80,000	12,144.32	.00	67,855.68	15.2%	
322400 512403 RETIREMENT STATE	2,100	0	2,100	385.00	.00	1,715.00	18.3%	
322400 512700 WORKERS COMPENSAT	22,000	0	22,000	3,670.00	.00	18,330.00	16.7%	
322400 512900 OTHER EMPLOYEE BE	5,200	0	5,200	798.16	.00	4,401.84	15.3%	
322400 512915 CLEANING ALLOWANC	2,400	0	2,400	36.25	.00	2,363.75	1.5%	
322400 512916 CLOTHING ALLOWANC	600	0	600	.00	.00	600.00	.0%	
322400 521300 TECHNICAL CONTRAC	18,000	0	18,000	270.50	356.90	17,372.60	3.5%	
322400 522140 LAWN CARE CONTRAC	14,000	0	14,000	1,109.00	.00	12,891.00	7.9%	
322400 522210 BUILDING REPAIRS	42,000	0	42,000	11,213.36	207.45	30,579.19	27.2%	
322400 522230 VEHICLE REPAIRS &	3,000	0	3,000	489.19	50.00	2,460.81	18.0%	
322400 523500 TRAVEL	18,000	0	18,000	1,188.40	.00	16,811.60	6.6%	
322400 523600 DUES & FEES	3,000	0	3,000	270.00	.00	2,730.00	9.0%	
322400 523620 CREDIT CARD & BAN	1,000	0	1,000	.00	.00	1,000.00	.0%	
322400 523700 TRAINING & EDUCAT	32,000	0	32,000	12,950.81	576.76	18,472.43	42.3%	
322400 531100 SUPPLIES - GENERA	3,000	0	3,000	.00	.00	3,000.00	.0%	
322400 531110 SUPPLIES - OFFICE	3,000	0	3,000	431.29	.00	2,568.71	14.4%	
322400 531120 UNIFORMS	4,000	0	4,000	.00	.00	4,000.00	.0%	
322400 531150 SUPPLIES - GROUND	3,000	0	3,000	.00	.00	3,000.00	.0%	
322400 531155 SUPPLIES - BUILDI	28,000	0	28,000	1,520.87	.00	26,479.13	5.4%	
322400 531200 UTILITIES	72,000	0	72,000	7,776.01	.00	64,223.99	10.8%	
322400 531250 OIL	1,000	0	1,000	.00	.00	1,000.00	.0%	
322400 531270 GASOLINE	8,500	0	8,500	1,208.07	.00	7,291.93	14.2%	
322400 531300 MEALS - FOOD	1,000	0	1,000	.00	.00	1,000.00	.0%	
322400 531600 SMALL EQUIPMENT <	11,500	0	11,500	.00	.00	11,500.00	.0%	
322400 531700 OTHER SUPPLIES	14,000	0	14,000	5,933.20	.00	8,066.80	42.4%	
TOTAL PD SUPPORT SERVICES	1,521,500	0	1,521,500	212,591.60	1,191.11	1,307,717.29	14.1%	

YEAR-TO-DATE BUDGET REPORT

FOR 2025 02								
ACCOUNTS FOR:	ORIGINAL	TRANFRS/	REVISED				AVAILABLE	PCT
0010 GENERAL FUND - OPERATING	APPROP	ADJSTMTS	BUDGET	YTD EXPENDED	ENCUMBRANCES		BUDGET	USED
322600 CUSTODY OF PRISONERS								
322600 523900 OTHER PURCHASED S	95,000	0	95,000	9,876.72	.00		85,123.28	10.4%
TOTAL CUSTODY OF PRISONERS	95,000	0	95,000	9,876.72	.00		85,123.28	10.4%
TOTAL GENERAL FUND - OPERATING	12,565,000	0	12,565,000	1,617,961.59	6,159.22		10,940,879.19	12.9%
TOTAL EXPENSES	12,565,000	0	12,565,000	1,617,961.59	6,159.22		10,940,879.19	

YEAR-TO-DATE BUDGET REPORT

FOR 2025 02								
	ORIGINAL APPROP	TRANFRS/ ADJSTMTS	REVISED BUDGET	YTD EXPENDED	ENCUMBRANCES	AVAILABLE BUDGET	PCT USED	
GRAND TOTAL	12,565,000	0	12,565,000	1,617,961.59	6,159.22	10,940,879.19	12.9%	
** END OF REPORT - Generated by Martha Lopez **								



Dalton Fire Department

404 School Street, Dalton, GA 30720

Phone: 706-278-7363

Breakdown by Incident Type

Report Period: 2/1/2025 - 2/28/2025 11:59:59 PM

Incident Type	Incidents	Exposures
311 Medical assist, assist EMS crew	191	0
611 Dispatched & canceled en route	24	0
322 Motor vehicle accident with injuries	12	0
743 Smoke detector activation, no fire - unintentional	12	0
745 Alarm system activation, no fire - unintentional	9	0
324 Motor vehicle accident with no injuries.	7	0
622 No incident found on arrival at dispatch address	7	0
735 Alarm system sounded due to malfunction	5	0
444 Power line down	4	0
651 Smoke scare, odor of smoke	3	0
111 Building fire	3	0
553 Public service	3	0
561 Unauthorized burning	2	0
442 Overheated motor	2	0
734 Heat detector activation due to malfunction	2	0
118 Trash or rubbish fire, contained	2	0
500 Service Call, other	2	0
531 Smoke or odor removal	1	0
551 Assist police or other governmental agency	1	0
671 HazMat release investigation w/no HazMat	1	0
715 Local alarm system, malicious false alarm	1	0
731 Sprinkler activation due to malfunction	1	0
733 Smoke detector activation due to malfunction	1	0
131 Passenger vehicle fire	1	0

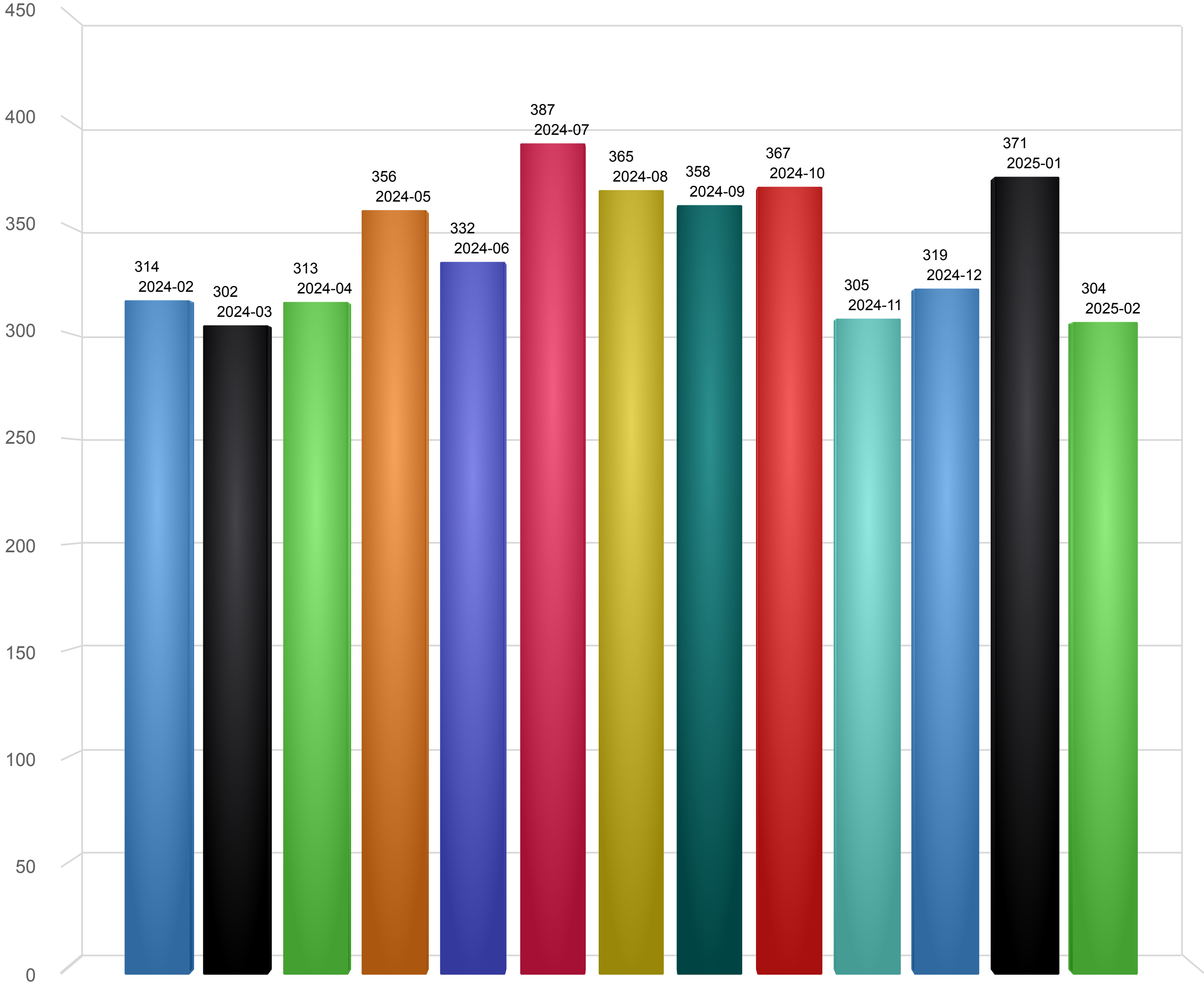
Incident Type	Incidents	Exposures
141 Forest, woods or wildland fire	1	0
142 Brush or brush-and-grass mixture fire	1	0
251 Excessive heat, scorch burns with no ignition	1	0
352 Extrication of victim(s) from vehicle	1	0
412 Gas leak (natural gas or LPG)	1	0
424 Carbon monoxide incident	1	0
600 Good intent call, other	1	0

	Incidents	Exposures
Total	304	0

Incidents by Months

02/01/2024-02/28/2025

- 2024-02
- 2024-03
- 2024-04
- 2024-05
- 2024-06
- 2024-07
- 2024-08
- 2024-09
- 2024-10
- 2024-11
- 2024-12
- 2025-01
- 2025-02



Incident Count

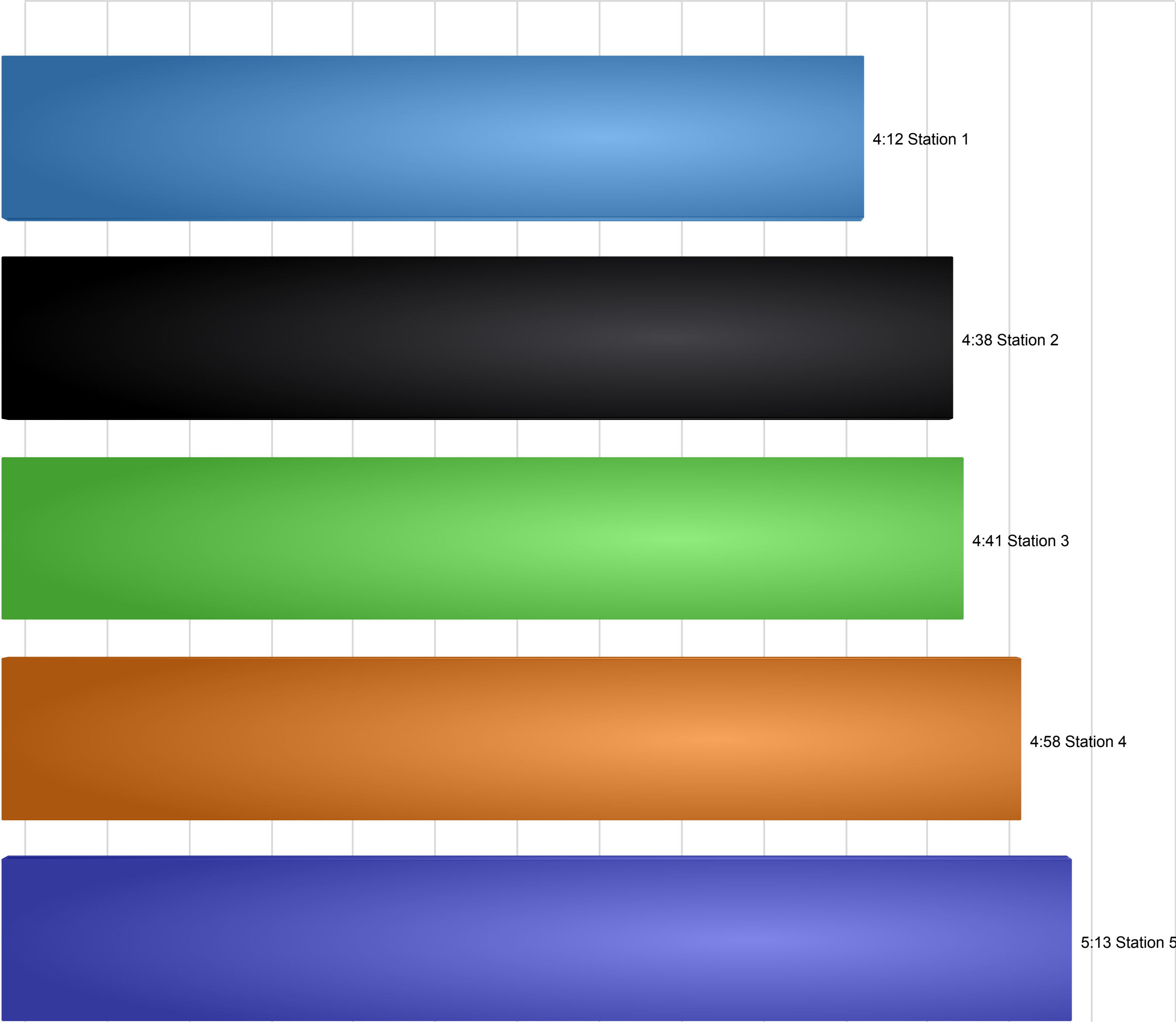
Total of Month: 4,393

- Station 1
- Station 2
- Station 3
- Station 4
- Station 5

Average Response Time by Station

02/01/2024-02/28/2025

Response Time




Total of Station: 4:35

Department Average Turnout Time (Alarm-> First En Route)

02/01/2024-02/28/2025

Turnout Time



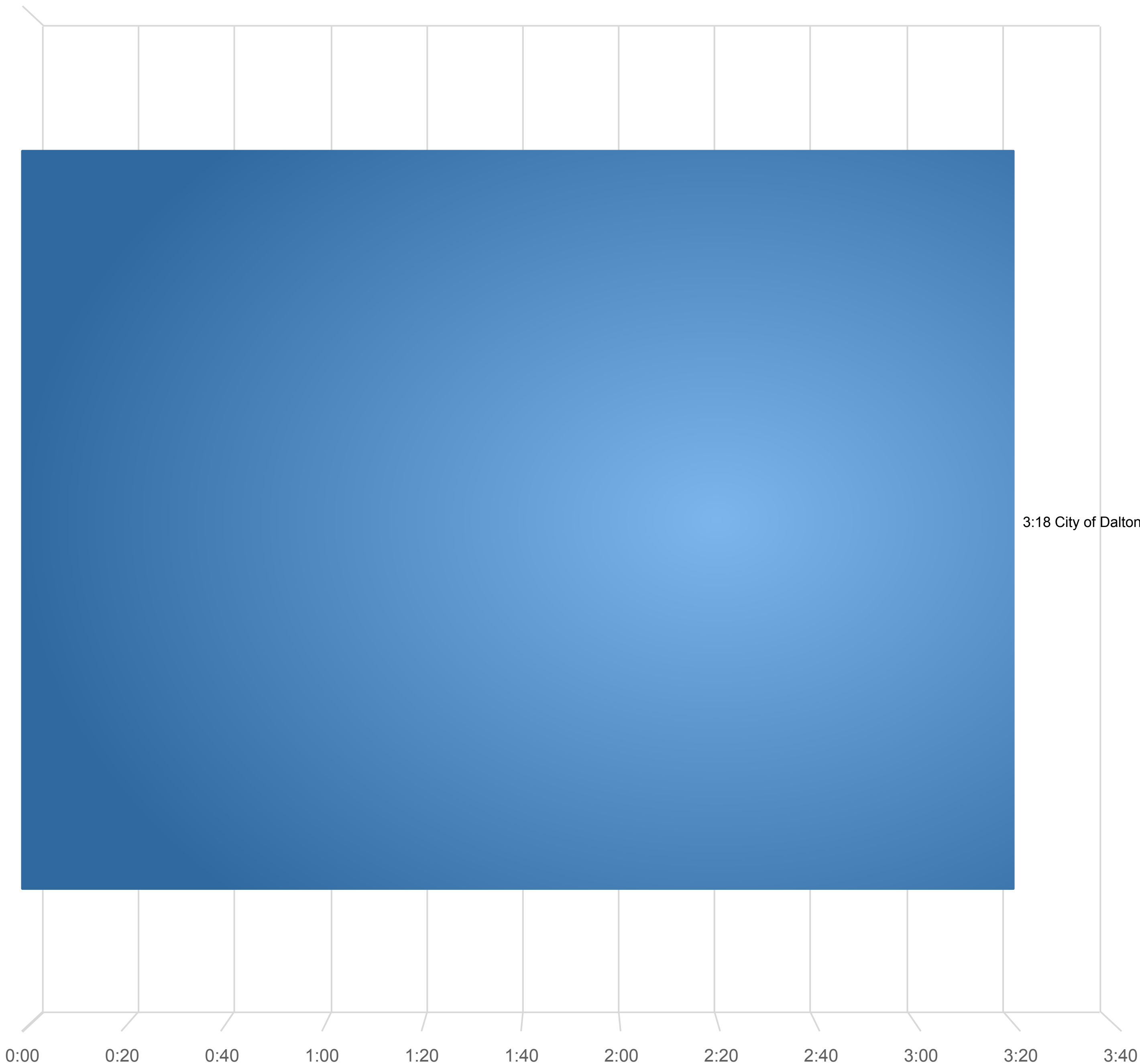
1:15 City of Dalton Fire..

0:00 0:10 0:20 0:30 0:40 0:50 1:00 1:10 1:20

Department Average Travel Time (First En Route -> First Unit Arrival)

02/01/2024-02/28/2025

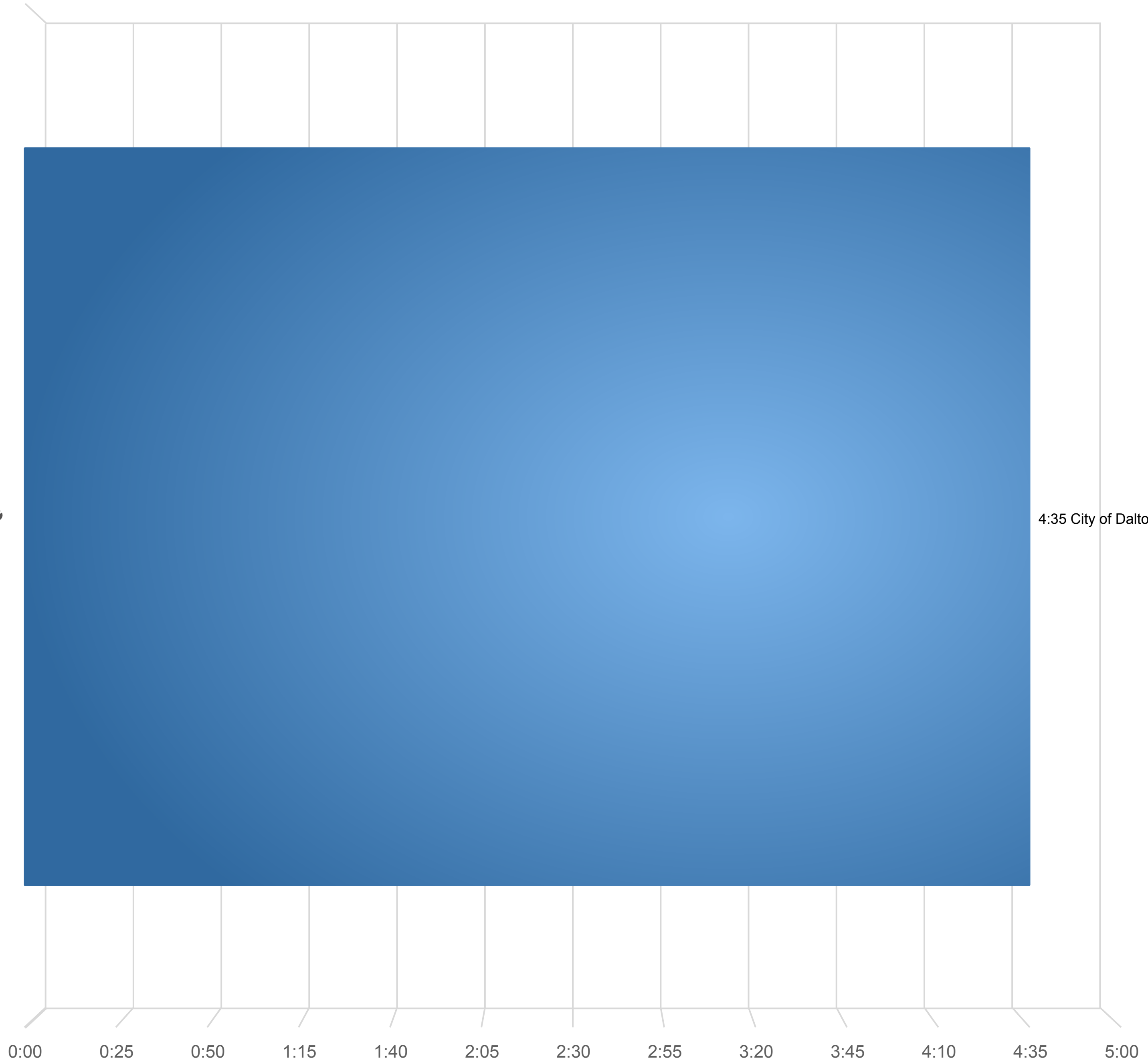
Travel Time



Department Average Response Time (Alarm-> First Unit Arrival)

02/01/2024-02/28/2025

Response Time



4:35 City of Dalton Fire..



Dalton Fire Department

404 School Street, Dalton, GA 30720

Phone: 706-278-7363

Injuries and Property Loss

(Dates: 2/1/2025 - 2/28/2025 11:59:59 PM)

CODE	DESCRIPTOR	FREQ	FREQ %	EXPs	CIV DTHS	CIV DTHS %	CIV INJS	CIV INJS %	FF DTHS	FF DTHS %	FF INJS	FF INJS %	PROP LOSS	PROP LOSS %	CONT LOSS	CONT LOSS %	TOTAL LOSS	TOTAL LOSS %
111	Building fire	1	0.35%	0	0	0.00%	0	0.00%	0	0.00%	0	0.00%	100,000	100.00%	60,000	100.00%	160,000	100.00%
118	Trash or rubbish fire, contained	2	0.70%	0	0	0.00%	0	0.00%	0	0.00%	0	0.00%	0	0.00%	0	0.00%	0	0.00%
131	Passenger vehicle fire	0	0.00%	0	0	0.00%	0	0.00%	0	0.00%	0	0.00%	0	0.00%	0	0.00%	0	0.00%
141	Forest, woods or wildland fire	0	0.00%	0	0	0.00%	0	0.00%	0	0.00%	0	0.00%	0	0.00%	0	0.00%	0	0.00%
142	Brush or brush-and-grass mixture fire	0	0.00%	0	0	0.00%	0	0.00%	0	0.00%	0	0.00%	0	0.00%	0	0.00%	0	0.00%
251	Excessive heat, scorch burns with no ignition	1	0.35%	0	0	0.00%	0	0.00%	0	0.00%	0	0.00%	0	0.00%	0	0.00%	0	0.00%
311	Medical assist, assist EMS crew	190	66.20%	0	0	0.00%	0	0.00%	0	0.00%	0	0.00%	0	0.00%	0	0.00%	0	0.00%
322	Motor vehicle accident with injuries	10	3.48%	0	0	0.00%	0	0.00%	0	0.00%	0	0.00%	0	0.00%	0	0.00%	0	0.00%
324	Motor vehicle accident with no injuries.	7	2.44%	0	0	0.00%	0	0.00%	0	0.00%	0	0.00%	0	0.00%	0	0.00%	0	0.00%

CODE	DESCRIPTOR	FREQ	FREQ %	EXPs	CIV DTHS	CIV DTHS %	CIV INJS	CIV INJS %	FF DTHS	FF DTHS %	FF INJS	FF INJS %	PROP LOSS	PROP LOSS %	CONT LOSS	CONT LOSS %	TOTAL LOSS	TOTAL LOSS %
352	Extrication of victim(s) from vehicle	1	0.35%	0	0	0.00%	0	0.00%	0	0.00%	0	0.00%	0	0.00%	0	0.00%	0	0.00%
412	Gas leak (natural gas or LPG)	1	0.35%	0	0	0.00%	0	0.00%	0	0.00%	0	0.00%	0	0.00%	0	0.00%	0	0.00%
424	Carbon monoxide incident	1	0.35%	0	0	0.00%	0	0.00%	0	0.00%	0	0.00%	0	0.00%	0	0.00%	0	0.00%
442	Overheated motor	2	0.70%	0	0	0.00%	0	0.00%	0	0.00%	0	0.00%	0	0.00%	0	0.00%	0	0.00%
444	Power line down	2	0.70%	0	0	0.00%	0	0.00%	0	0.00%	0	0.00%	0	0.00%	0	0.00%	0	0.00%
500	Service Call, other	2	0.70%	0	0	0.00%	0	0.00%	0	0.00%	0	0.00%	0	0.00%	0	0.00%	0	0.00%
531	Smoke or odor removal	1	0.35%	0	0	0.00%	0	0.00%	0	0.00%	0	0.00%	0	0.00%	0	0.00%	0	0.00%
551	Assist police or other governmental agency	1	0.35%	0	0	0.00%	0	0.00%	0	0.00%	0	0.00%	0	0.00%	0	0.00%	0	0.00%
553	Public service	3	1.05%	0	0	0.00%	0	0.00%	0	0.00%	0	0.00%	0	0.00%	0	0.00%	0	0.00%
561	Unauthorized burning	2	0.70%	0	0	0.00%	0	0.00%	0	0.00%	0	0.00%	0	0.00%	0	0.00%	0	0.00%
600	Good intent call, other	1	0.35%	0	0	0.00%	0	0.00%	0	0.00%	0	0.00%	0	0.00%	0	0.00%	0	0.00%
611	Dispatched & canceled en route	21	7.32%	0	0	0.00%	0	0.00%	0	0.00%	0	0.00%	0	0.00%	0	0.00%	0	0.00%

CODE	DESCRIPTOR	FREQ	FREQ %	EXPs	CIV DTHS	CIV DTHS %	CIV INJS	CIV INJS %	FF DTHS	FF DTHS %	FF INJS	FF INJS %	PROP LOSS	PROP LOSS %	CONT LOSS	CONT LOSS %	TOTAL LOSS	TOTAL LOSS %
622	No incident found on arrival at dispatch address	6	2.09%	0	0	0.00%	0	0.00%	0	0.00%	0	0.00%	0	0.00%	0	0.00%	0	0.00%
651	Smoke scare, odor of smoke	2	0.70%	0	0	0.00%	0	0.00%	0	0.00%	0	0.00%	0	0.00%	0	0.00%	0	0.00%
671	HazMat release investigation w/no HazMat	1	0.35%	0	0	0.00%	0	0.00%	0	0.00%	0	0.00%	0	0.00%	0	0.00%	0	0.00%
715	Local alarm system, malicious false alarm	1	0.35%	0	0	0.00%	0	0.00%	0	0.00%	0	0.00%	0	0.00%	0	0.00%	0	0.00%
731	Sprinkler activation due to malfunction	1	0.35%	0	0	0.00%	0	0.00%	0	0.00%	0	0.00%	0	0.00%	0	0.00%	0	0.00%
733	Smoke detector activation due to malfunction	1	0.35%	0	0	0.00%	0	0.00%	0	0.00%	0	0.00%	0	0.00%	0	0.00%	0	0.00%
734	Heat detector activation due to malfunction	2	0.70%	0	0	0.00%	0	0.00%	0	0.00%	0	0.00%	0	0.00%	0	0.00%	0	0.00%
735	Alarm system sounded due to malfunction	5	1.74%	0	0	0.00%	0	0.00%	0	0.00%	0	0.00%	0	0.00%	0	0.00%	0	0.00%
743	Smoke detector activation, no fire - unintentional	11	3.83%	0	0	0.00%	0	0.00%	0	0.00%	0	0.00%	0	0.00%	0	0.00%	0	0.00%
745	Alarm system activation, no fire - unintentional	8	2.79%	0	0	0.00%	0	0.00%	0	0.00%	0	0.00%	0	0.00%	0	0.00%	0	0.00%
Totals		287	100%	0	0	100%	0	100%	0	100%	0	100%	100,000	100%	60,000	100%	160,000	100%
Mutual Aid Given Incidents		17																

Training Division Monthly Report

February 2025

Overview

The 2025 EMT/Paramedic recertification training was completed during the month for all licensed providers. This course is 40 hours in duration and is delivered over multiple weeks covering specified topic areas such as airway management, trauma, pediatrics, and cardiovascular emergencies. Members of B-shift completed a course titled The Nightclub Nightmare that explored the complications of fire incidents in high occupancy spaces. The Training Center played host to Georgia Smoke Diver Class #66 which produced 11 graduates from an original enrollment of 42 candidates. Monthly training included territory familiarization, core competency drills, special operations training, and company level drills chosen by company officers. Training hours during the month of February totaled 5,155.

Outside Schools

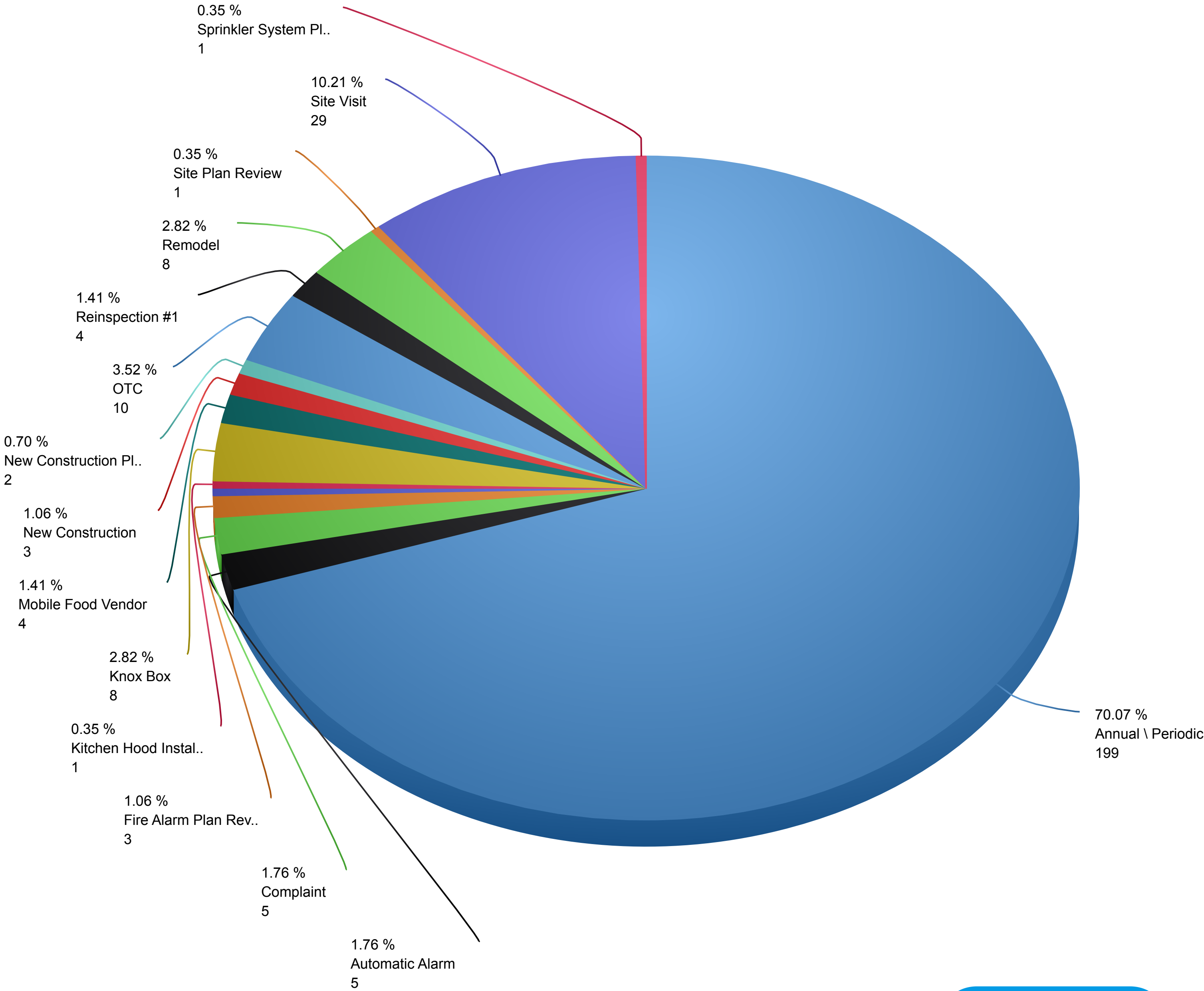
One inspector attended NPQ Fire Officer 1 at Dawson County Fire & Emergency Services.

Four aspiring special operations team members completed Hazardous Materials Technician training at Catoosa County Fire Department.

Inspection Visit History by Inspection Type

02/01/2025-02/28/2025

- Annual \ Periodic
- Automatic Alarm
- Complaint
- Fire Alarm Plan Review
- Fireworks Display
- Kitchen Hood Installation
- Knox Box
- Mobile Food Vendor
- New Construction
- New Construction Plan Review
- OTC
- Reinspection #1
- Remodel
- Site Plan Review
- Site Visit
- Sprinkler System Plan Review



Total of Inspection Type: 284

YEAR-TO-DATE BUDGET REPORT

02/28/2025

FOR 2025 02

ACCOUNTS FOR: 0010 GENERAL FUND - OPERATING	ORIGINAL APPROP	TRANFRS/ ADJSTMTS	REVISED BUDGET	YTD EXPENDED	ENCUMBRANCES	AVAILABLE BUDGET	PCT USED
350000 511100 WAGES REG	6,800,000	0	6,800,000	836,678.83	.00	5,963,321.17	12.3%
350000 511300 WAGES - OT	524,000	0	524,000	64,478.70	.00	459,521.30	12.3%
350000 512100 GROUP INS	1,130,000	0	1,130,000	184,906.48	.00	945,093.52	16.4%
350000 512110 PTST INS	14,500	0	14,500	6,374.00	.00	8,126.00	44.0%
350000 512200 FICA & MED	566,000	0	566,000	80,240.59	.00	485,759.41	14.2%
350000 512401 RETDCP	520,000	0	520,000	76,235.67	.00	443,764.33	14.7%
350000 512402 RET DBP	858,000	0	858,000	128,257.62	.00	729,742.38	14.9%
350000 512403 RET STATE	29,000	0	29,000	4,750.00	.00	24,250.00	16.4%
350000 512700 WORKERS CO	114,800	0	114,800	19,800.00	.00	95,000.00	17.2%
350000 512850 OPEB	199,000	0	199,000	33,085.08	.00	165,914.92	16.6%
350000 512900 OTHER EMPL	44,200	0	44,200	6,546.26	.00	37,653.74	14.8%
350000 512915 CLEANING A	50,500	0	50,500	109.75	.00	50,390.25	.2%
350000 512950 FD CANCER	19,000	0	19,000	16,280.00	.00	2,720.00	85.7%
350000 513100 HISTORICAL	-214,000	0	-214,000	.00	.00	-214,000.00	.0%
350000 522140 LAWN CARE	5,500	0	5,500	.00	.00	5,500.00	.0%
350000 522210 BUILD R&M	68,000	0	68,000	7,592.65	355.37	60,051.98	11.7%
350000 522220 EQ REPAIRS	32,000	0	32,000	4,044.85	20.35	27,934.80	12.7%
350000 522220 APPA MTN APP	125,000	0	125,000	19,897.96	553.42	104,548.62	16.4%
350000 522320 RENT EQUIP	4,000	0	4,000	307.83	.00	3,692.17	7.7%
350000 523100 INSURANCE	108,500	0	108,500	1,282.73	.00	107,217.27	1.2%
350000 523200 COMMUNICAT	37,000	0	37,000	4,427.97	647.92	31,924.11	13.7%
350000 523500 TRAVEL	20,000	0	20,000	509.50	253.22	19,237.28	3.8%
350000 523600 DUES	6,000	0	6,000	250.00	.00	5,750.00	4.2%
350000 523630 RADIO SUBC	12,000	0	12,000	.00	.00	12,000.00	.0%
350000 523640 VEHICLE IM	1,000	0	1,000	.00	.00	1,000.00	.0%
350000 523700 TRAINING	28,000	0	28,000	1,006.54	7,388.62	19,604.84	30.0%
350000 523920 SOFT LIC	22,000	0	22,000	7,492.01	12,578.00	1,929.99	91.2%
350000 531100 SUP GENERA	25,000	0	25,000	1,525.29	278.34	23,196.37	7.2%
350000 531110 SUP OFFICE	4,000	0	4,000	688.26	.00	3,311.74	17.2%
350000 531120 UNIFORMS	150,000	0	150,000	2,633.84	.00	147,366.16	1.8%
350000 531150 SUP GROUND	3,000	0	3,000	.00	.00	3,000.00	.0%
350000 531200 UTILITIES	145,000	0	145,000	25,853.37	.00	119,146.63	17.8%
350000 531240 BOTTLE GAS	0	4,000	4,000	2,144.55	.00	1,855.45	53.6%
350000 531250 OIL	6,000	0	6,000	1,079.10	.00	4,920.90	18.0%
350000 531270 GASOLINE	17,000	-1,500	15,500	1,680.65	.00	13,819.35	10.8%
350000 531275 DIESEL	63,000	-2,500	60,500	6,839.10	.00	53,660.90	11.3%
350000 531300 MEALS FOOD	2,000	0	2,000	168.58	.00	1,831.42	8.4%
350000 531600 SMALL EQUI	30,000	0	30,000	.00	.00	30,000.00	.0%
350000 531700 OTHER SUPP	15,000	0	15,000	82.90	.00	14,917.10	.6%
350000 531700 HAZM OTHER SUPP	12,000	0	12,000	.00	.00	12,000.00	.0%
350000 531700 SAFET OTHER SUPP	5,000	0	5,000	.00	.00	5,000.00	.0%
350000 542500 OTHER EQUI	4,000	0	4,000	.00	.00	4,000.00	.0%
TOTAL GENERAL FUND - OPERATING	11,605,000	0	11,605,000	1,547,250.66	22,075.24	10,035,674.10	13.5%
TOTAL EXPENSES	11,605,000	0	11,605,000	1,547,250.66	22,075.24	10,035,674.10	