



**PUBLIC SAFETY COMMISSION MEETING
TUESDAY, JUNE 25, 2024
8:30 AM
DALTON CITY HALL - COUNCIL CHAMBERS**

A G E N D A

Call to Order

Agenda Approval

Personnel Matters

- [1.](#) Police Department - New Police Officer Introduction - Cruz Aldava and Guillermo Brenes-Castillo
- [2.](#) Police Department - Traffic Safety Officer of the Year - Officer Ruben Ruiz

Public Commentary

Approval of Minutes

- [3.](#) May 28, 2024

Police Department

- [4.](#) Statistical & Financial Report for May 2024

Fire Department

- [5.](#) Statistical Report for May 2024
- [6.](#) Financial Report for May 2024

Adjournment

**DALTON POLICE DEPARTMENT
NEW EMPLOYEE PROFILE SHEET**

NAME: GUILLERMO BRENES CASTILLO

SEX/AGE: Male/25

EDUCATION: May 2017 Graduate
Murray County High School
Dalton, GA

WORK: April 2023 – March 2024
Gedia Industries
Tool Maintenance
Dalton, GA

July 2021 – April 2023
Stanley Black & Decker
Welder & Fabricator
Ooltewah, TN

Sept. 2020 – June 2021
Shaw Industries
Chatsworth, GA

MILITARY: Navy

MARITAL STATUS: Single

**DALTON POLICE DEPARTMENT
NEW EMPLOYEE PROFILE SHEET**

NAME: CRUZ ADELA ALDAVA

SEX/AGE: Female/23

EDUCATION: December 2023
Bachelor of Science
Dalton State College
Dalton GA

May 2019 Graduate
Southeast Whitfield High School
Dalton, GA 30721

WORK: April 2022 – March 2024
Engineered Floors
Extrusion Lab Technician
Dalton, GA

July 2020 – April 2022
Engineered Floors
Twister Operator
Dalton, GA

January 2019 – July 2020
Captain D's
Shift Lead/Manager
FT. Oglethorpe, GA

MILITARY: None

MARITAL STATUS: Single

William C Cason III
Chief of Police
CCason@daltonga.gov
www.daltonga.gov



Public Safety Commission
Terry Mathis
Anthony Walker
Truman Whitfield
Alex Brown

DALTON POLICE DEPARTMENT

301 Jones Street, Dalton, Georgia 30720

Phone: 706-278-9085

To: Assistant Chief Chris Crossen

From: Sergeant David Saylor

Re: 2022 Traffic Officer of the Year

In recognition of his unwavering commitment to upholding lawful conduct while ensuring public safety, we extend our heartfelt appreciation towards the esteemed recipient of the prestigious Traffic Officer of the Year Award. This individual's exemplary performance over the past year merits commendation beyond measure.

The selected awardee, identified as Officer Nicholas Hill, has repeatedly proven himself through his tireless efforts to maintain orderliness on Dalton's roads. His four-year experience further attests to his competence and expertise in managing complex scenarios involving vehicular transportation. Notably, during this period, he received accolades in both 2021 and now in 2022, highlighting his consistently outstanding service record.

Amongst many notable accomplishments, one cannot overlook Officer Hill's stance against drunk driving. By addressing many DUI-related offenses, he effectively deterred individuals from engaging in such dangerous behavior, safeguarding lives within the community. Furthermore, his relentless pursuit of speeding violators underscores his dedication to promoting adherence to traffic regulations, which could prevent severe injuries or loss of life due to high-speed collisions.

Officer Hill demonstrated exceptional proficiency in combating distracted driving – a pervasive issue plaguing modern society. With utmost diligence, he managed to stop numerous drivers from compromising their safety due to diverting attention away from the road, thus reinforcing the importance of focusing solely on driving tasks. Additionally, his involvement in enforcing occupancy protection rules exemplified his concern for passenger welfare, reflecting a holistic approach toward traffic management.

Beyond direct enforcement activities, Officer Hill played an integral role in educating the public about responsible driving practices. He actively participated in various events



DALTON POLICE DEPARTMENT

301 Jones Street, Dalton, Georgia 30720

Phone: 706-278-9085

organized by the department, providing knowledge about traffic safety to audiences of diverse age groups. Such initiatives are crucial for fostering safer driving habits among motorists across all demographics.

Lastly, we express sincere gratitude for these efforts and wish him continued success in his future endeavors as a distinguished member of the police force.

CITY OF DALTON
PUBLIC SAFETY COMMISSION
MINUTES
MAY 28, 2024

The regular meeting for the Public Safety Commission was held today in the Council Chambers of City Hall. Present were Chairman Truman Whitfield, Commissioners Alex Brown, Terry Mathis, Fire Chief Matt Daniel, Police Chief Cliff Cason, City Attorney Jonathan Bledsoe, City Administrator Andrew Parker, Assistant City Administrator Todd Pangle, and Mayor Annalee Sams. Commissioner Lane Jackson was absent.

AGENDA AMENDMENT

On the motion of Commissioner Mathis, second Commissioner Brown the Commission amended the Fire Department's Financial Report (page 51) with an updated page. The vote was unanimous in favor.

PERSONNEL MATTERS

Fire Department – New Recruits

On the motion of Commissioner Brown, second Commissioner Mathis, the Commission approved the following recruits as Dalton Fire Department Fire Fighters.

- Logan Bickford
- Mason Padgett
- Christian Perez
- Mason Shepard
- Tatiana Sieli
- Will Sloan
- Riley Werner

The vote was unanimous in favor.

Police Department – 2023 Traffic Safety Officer of the Year

This item was not presented.

Police Department Commendations – Life Saving Award for Matthew Kumnick, Bernice Kumnick and Bruce Franks

Assistant Chief Chris Crossen presented the Police Department's Life Saving Award to Matthew Kumnick, Bernice Kumnick and Bruce Franks for their unselfish acts on April 24, 2024 that directly contributed to the preservation of human life.

PUBLIC COMMENTARY

There were no public comments.

MINUTES

The Commissioners were presented written copies of the regular meeting minutes for May 28, 2024. On the motion of Commissioner Brown, second Commissioner Mathis, the minutes were approved as presented. The vote was unanimous in favor.

POLICE DEPARTMENT

Crime and Crash Statistics for April 2024

Police Chief Cliff Cason gave a written and oral summary of the Crime and Crash Statistical Reports for the month of April 2024. As noted in the written summary, Chief Cason reported the Year to Date Part I crimes are approximately 16.94% lower and Part II crimes are approximately 15.2% lower when compared to the past 5-year average. Chief Cason further reported there were 124 non-private property crashes reported for the month and crashes decreased over the previous month.

On the motion of Commissioner Brown, second Commissioner Mathis, the report was approved. The complete report in its entirety is a part of these minutes. The vote was unanimous in favor.

Financial Statistics for April 2024

Police Chief Cliff Cason presented the Financial Report for all divisions within the Dalton Police Department for the month of April 2024. Chief Cason reported the department has expended 31.6% of the budget, and is on track for the remainder of FY 2024.

On the motion of Commissioner Brown, second Commissioner Mathis, the financial report was approved. The complete report in its entirety is a part of these minutes. The vote was unanimous in favor.

FIRE DEPARTMENT

Monthly Statistical Report – April 2024

Fire Chief Matt Daniel presented the April 2024 Statistical Report to the Commission. Chief Daniel outlined details of the complete report, which included the Incident Report with 313 Total Responses, an Injuries and Property Report, Incident List by Incident Number, Training Division Monthly Report, Fire Safety Division Monthly Report and the Inspection Summary.

On the motion of Commissioner Brown, second Commissioner Mathis, the Commissioners approved the Statistical Report for the Fire Department. A copy of the report is a part of these minutes. The vote was unanimous in favor.

Monthly Financial Report – April 2024

Fire Chief Matt Daniel presented the Financial Report for the month of April 2024 to the Commission. Chief Daniel stated the department has expended 35.6% of the budget, and is on track for the remainder of FY 2024.

On the motion of Commissioner Brown, second Commissioner Mathis, the Commissioners approved the Financial Report for the Fire Department. A copy of the report is a part of these minutes. The vote was unanimous in favor.

ADJOURNMENT

There being no further business to come before the Commissioners, on the motion of Commissioner Brown, second Commissioner Mathis, the meeting was adjourned at 9:31 a.m.

Truman Whitfield, Chairman

ATTEST:

Alex Brown, Secretary



Dalton Police Department Public Safety Commission Meeting

JUNE 25, 2024

TABLE OF CONTENTS

CRIME STATISTICS

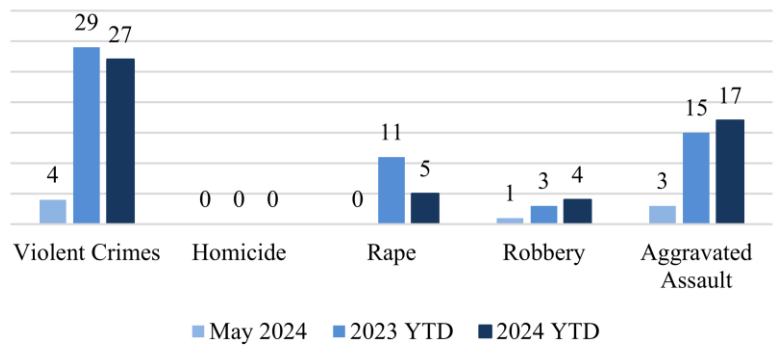
CRASH STATISTICS

TRAFFIC STATISTICS

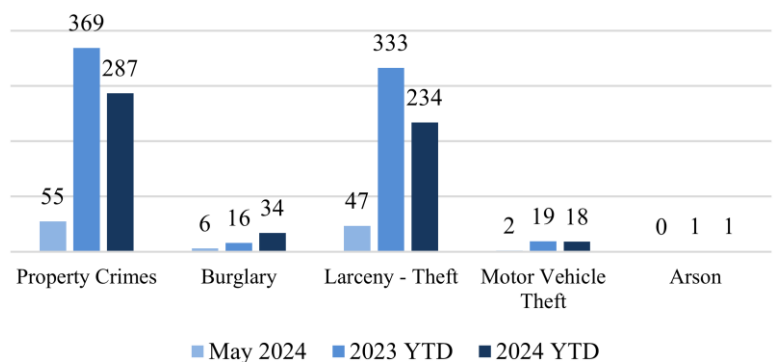
FINANCIAL STATISTICS

MAY 2024

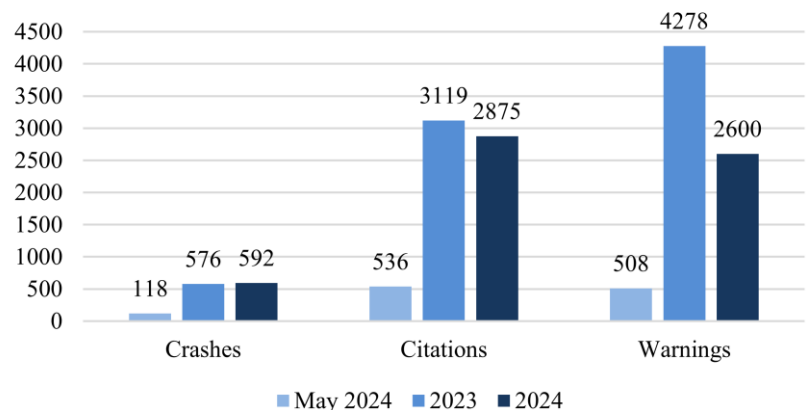
Violent Crimes



Property Crimes



Traffic





PART 1 CRIMES

May 2024

<u>Total Part 1 Crimes</u>			<u>2023 YTD</u>	<u>2024 YTD</u>	<u>YTD Change</u>
			398	314	-21.11%
<u>Violent Crimes</u>		<u>Current</u>	<u>2023 YTD</u>	<u>2024 YTD</u>	<u>YTD Change</u>
		4	29	27	-6.90%
Homicide		0	0	0	0.00%
Rape		0	11	5	-54.55%
Robbery		1	3	4	33.33%
Aggravated Assault		3	15	17	13.33%
<u>Property Crimes</u>		<u>Current</u>	<u>2023 YTD</u>	<u>2024 YTD</u>	<u>YTD Change</u>
		55	369	287	-22.22%
Burglary		6	16	34	112.50%
Larceny-Theft		47	333	234	-29.73%
Motor Vehicle Theft		2	19	18	-5.26%
Arson		0	1	1	0.00%

There were 59 Part 1 crimes in May 2024. That is a decrease of approximately 35.2% compared to 91 in May 2023. Total Part 1 crimes YTD have decreased by approximately 21.11% when compared to 2023.

Violent crimes have shown a slight increase YTD. There have been 27 violent crimes YTD compared to 29 in 2023. Aggravated assaults and robberies have slightly increased when compared to 2023.

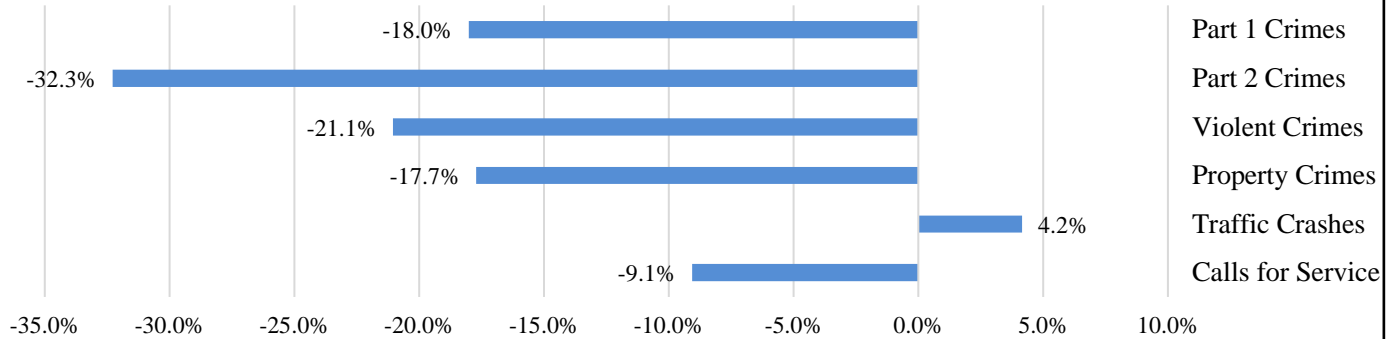
Property crimes have decreased by 22.22% when compared to 2023. Burglaries have increased significantly YTD compared to 2023 numbers.



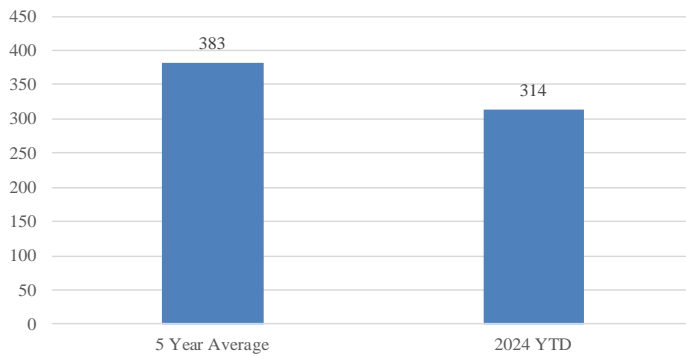
FIVE-YEAR AVERAGE

May 2024

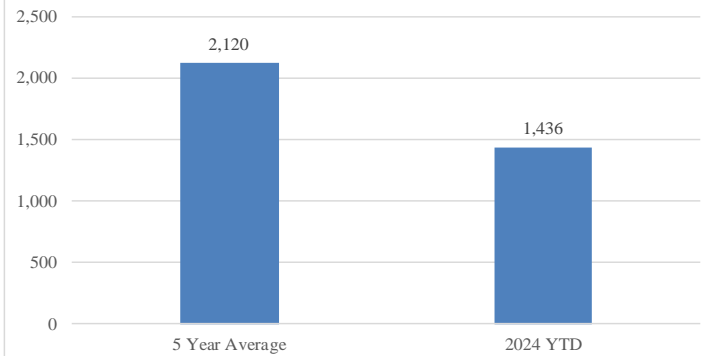
2024 YTD Compared to 5-Year Average



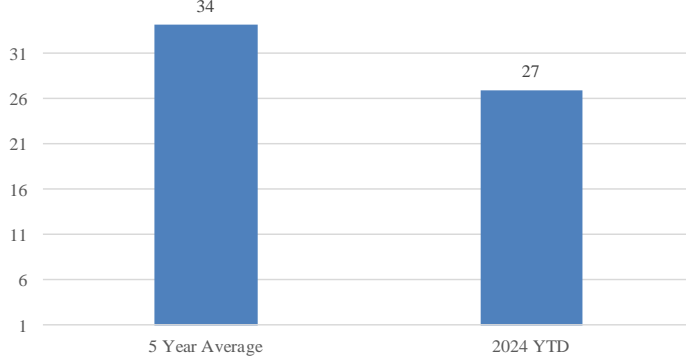
Part 1 Crimes



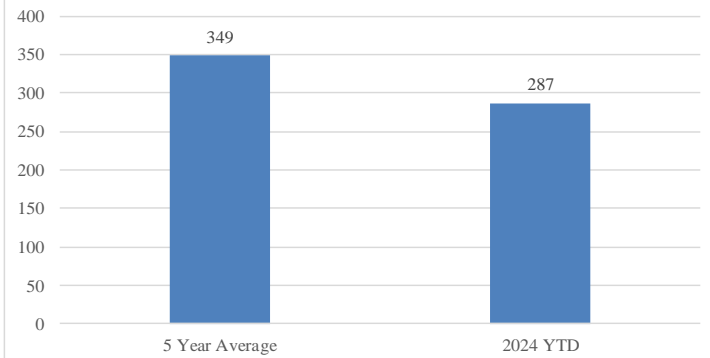
Part 2 Crimes



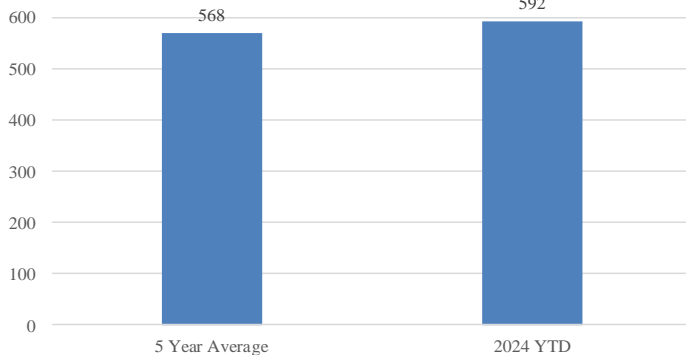
Violent Crimes



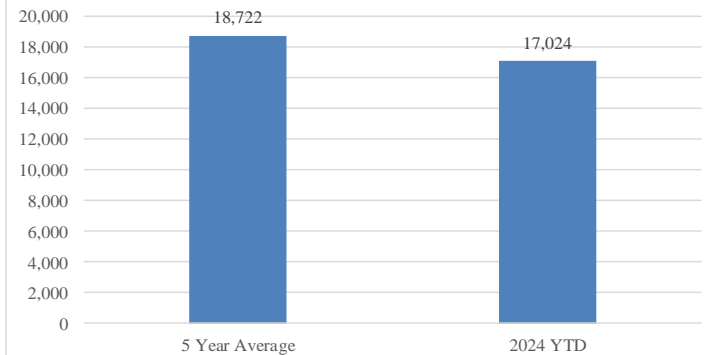
Property Crimes



Traffic Crashes



Calls For Service





CRASH STATISTICS

May 2024

Traffic crashes decreased by approximately 4.8% when compared to April 2024. Year to date crashes have increased by approximately 2.8%. Angle and rear end collisions were the most frequent crash types. Following too closely was the most frequent contributing factor. Chattanooga Rd had the highest number of crashes and injuries.

Total Crashes	Current	Previous	Change	YTD 2024	YTD 2023	Change	
	118	124	-4.8%	592	576	2.8%	
Injury Crashes	Total	Complaint	Minor	Serious	Fatality	Multiple	
	29	21	7	1	0	9	
Total Injuries	42						
DUI Crashes	Speed Crashes	Distracted Crashes		Following Too Closely Crashes			
5	4	7		32			
Day of the Week	Total				Time of Day	Total	
Monday	9				0000 - 0559	3	
Tuesday	16				0600 - 0859	9	
Wednesday	21				0900 - 1059	13	
Thursday	24				1100 - 1359	30	
Friday	30				1400 - 1559	21	
Saturday	11				1600 - 1859	30	
Sunday	7				1900 - 2159	12	
					2200 - 2359	0	
Collision Type	Total				Contributing Factors		Total
Angle	42				Following too Closely		32
Rear End	42				Failure to Yield		16
Collision with an Object	16				Other		14
Sideswipe-Same Direction	15				Improper Backing		9
Sideswipe-Opposite Direction	2						
Head On	1						
Top Streets	Total Crashes		% Total	Injuries		% Injuries	
Chattanooga Rd	18		15.3%	9		21.4%	
Walnut Ave	15		12.7%	5		11.9%	
Glenwood Ave	9		7.6%	5		11.9%	

	Traffic Stops	Warnings	Citations
May 2024	978	508	536
2024 YTD	4464	2600	2875
2023 YTD	5199	4278	3119



FINANCIAL STATISTICS

May 2024

SUMMARY OF THE FINANCIAL STATUS THROUGH MAY 2024

The police department budget for FY 2024 is now in its implementation, and we have expended approximately 39.5% of our 2024 budget at this point in the budget cycle. Currently, we believe there will be sufficient funds to accomplish our 2024 goals and meet the needs of the department.



Dalton Fire Department

404 School Street, Dalton, GA 30720

Phone: 706-278-7363

Breakdown by Incident Type

Report Period: 05/01/24 - 05/31/24 23:59:59

Incident Type	Incidents	Exposures
311 Medical assist, assist EMS crew	178	0
611 Dispatched & canceled en route	38	0
322 Motor vehicle accident with injuries	17	0
622 No incident found on arrival at dispatch address	13	0
735 Alarm system sounded due to malfunction	13	0
745 Alarm system activation, no fire - unintentional	12	0
444 Power line down	11	0
324 Motor vehicle accident with no injuries.	7	0
733 Smoke detector activation due to malfunction	7	0
743 Smoke detector activation, no fire - unintentional	6	0
812 Flood assessment	5	0
651 Smoke scare, odor of smoke	4	0
500 Service Call, other	4	0
744 Detector activation, no fire - unintentional	3	0
461 Building or structure weakened or collapsed	3	0
731 Sprinkler activation due to malfunction	2	0
671 HazMat release investigation w/no HazMat	2	0
522 Water or steam leak	2	0
553 Public service	2	0
561 Unauthorized burning	2	0
445 Arcing, shorted electrical equipment	2	0
363 Swift water rescue	2	0
412 Gas leak (natural gas or LPG)	2	0
111 Building fire	2	0

06/17/24 07:41:08

Incident Type	Incidents	Exposures
131 Passenger vehicle fire	2	0
142 Brush or brush-and-grass mixture fire	2	0
251 Excessive heat, scorch burns with no ignition	1	0
132 Road freight or transport vehicle fire	1	0
323 Motor vehicle/pedestrian accident (MV Ped)	1	0
321 EMS call, excluding vehicle accident with injury	1	0
440 Electrical wiring/equipment problem, other	1	0
441 Heat from short circuit (wiring), defective/worn	1	0
521 Water evacuation	1	0
551 Assist police or other governmental agency	1	0
700 False alarm or false call, other	1	0
631 Authorized controlled burning	1	0
740 Unintentional transmission of alarm, other	1	0
741 Sprinkler activation, no fire - unintentional	1	0
746 Carbon monoxide detector activation, no CO	1	0

	Incidents	Exposures
Total	356	0

06/17/24 07:41:09



Dalton Fire Department

404 School Street, Dalton, GA 30720

Phone: 706-278-7363

Staff Hours by Incident Type

Report Period: 05/01/24 - 05/31/24 23:59:59

Incident Type	Hours
311 Medical assist, assist EMS crew	166.72
322 Motor vehicle accident with injuries	43.12
735 Alarm system sounded due to malfunction	41.17
733 Smoke detector activation due to malfunction	25.68
745 Alarm system activation, no fire - unintentional	24.28
444 Power line down	22.28
131 Passenger vehicle fire	17.75
731 Sprinkler activation due to malfunction	17.27
743 Smoke detector activation, no fire - unintentional	16.33
441 Heat from short circuit (wiring), defective/worn	15.00
111 Building fire	14.34
461 Building or structure weakened or collapsed	13.72
321 EMS call, excluding vehicle accident with injury	12.88
412 Gas leak (natural gas or LPG)	12.86
324 Motor vehicle accident with no injuries.	12.18
651 Smoke scare, odor of smoke	8.57
622 No incident found on arrival at dispatch address	7.95
445 Arcing, shorted electrical equipment	7.67
744 Detector activation, no fire - unintentional	7.63
611 Dispatched & canceled en route	7.41
363 Swift water rescue	7.00
671 HazMat release investigation w/no HazMat	6.80
440 Electrical wiring/equipment problem, other	5.80
812 Flood assessment	4.35

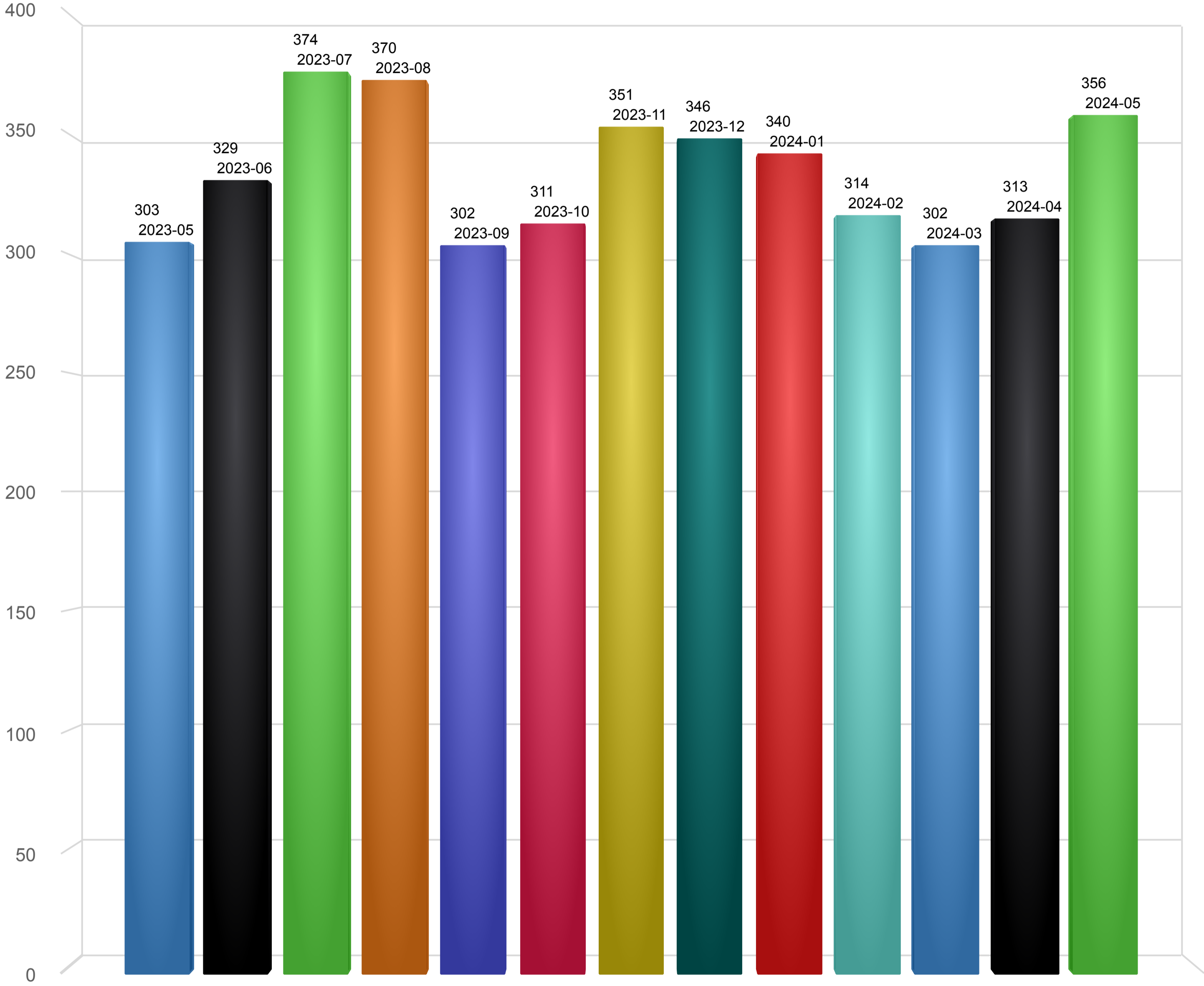
Incident Type	Hours
132 Road freight or transport vehicle fire	3.90
741 Sprinkler activation, no fire - unintentional	3.73
251 Excessive heat, scorch burns with no ignition	3.63
746 Carbon monoxide detector activation, no CO	3.57
500 Service Call, other	3.25
522 Water or steam leak	2.75
553 Public service	2.30
561 Unauthorized burning	2.25
521 Water evacuation	1.70
142 Brush or brush-and-grass mixture fire	1.70
323 Motor vehicle/pedestrian accident (MV Ped)	1.63
700 False alarm or false call, other	1.50
551 Assist police or other governmental agency	1.10
740 Unintentional transmission of alarm, other	0.97
631 Authorized controlled burning	0.40

Total	553.14
--------------	---------------

Incidents by Months

05/01/2023-05/31/2024

- 2023-05
- 2023-06
- 2023-07
- 2023-08
- 2023-09
- 2023-10
- 2023-11
- 2023-12
- 2024-01
- 2024-02
- 2024-03
- 2024-04
- 2024-05



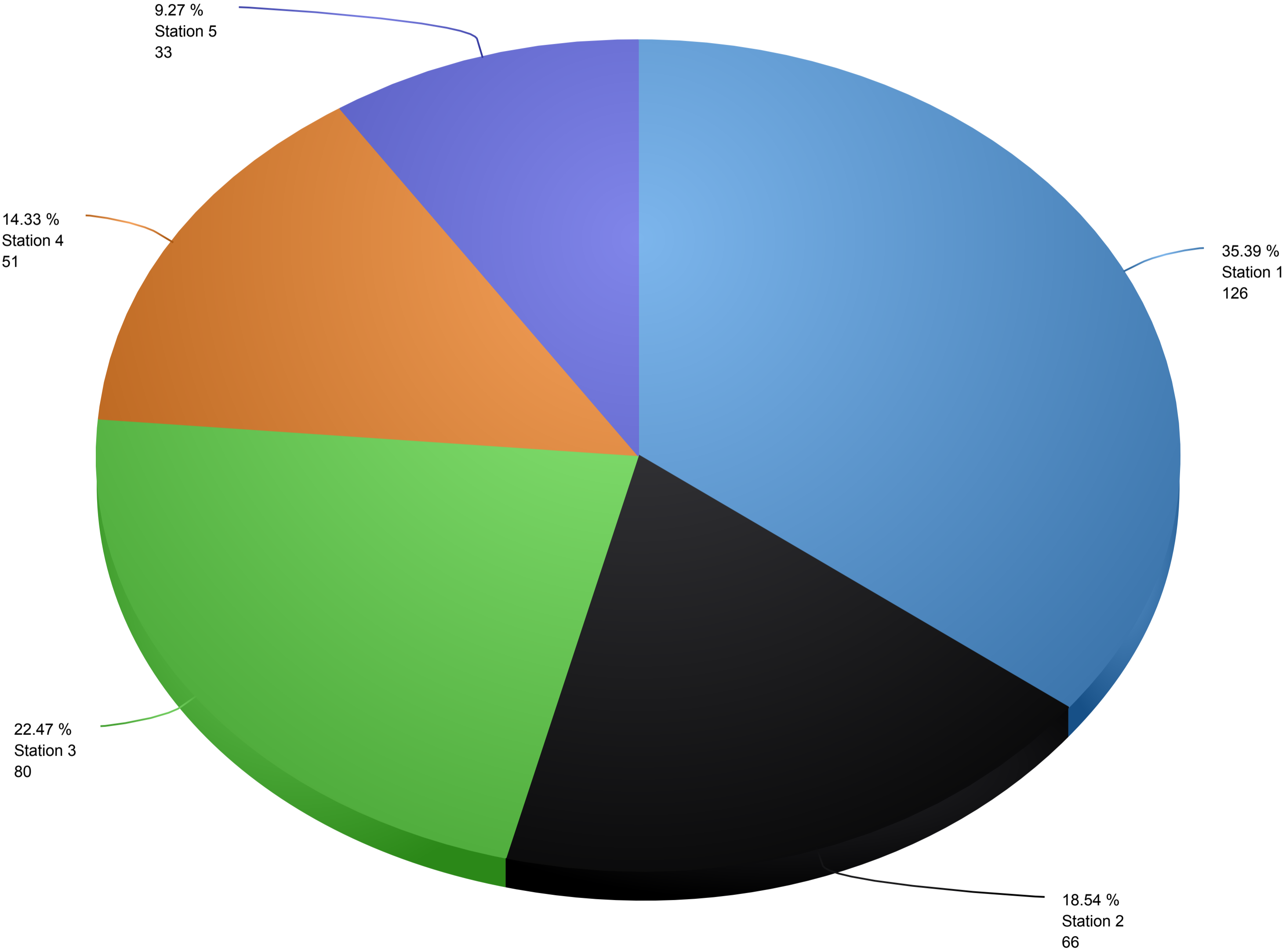
Incident Count

Total of Month: 4,311

- Station 1
- Station 2
- Station 3
- Station 4
- Station 5

Incidents by Stations

05/01/2024-05/31/2024

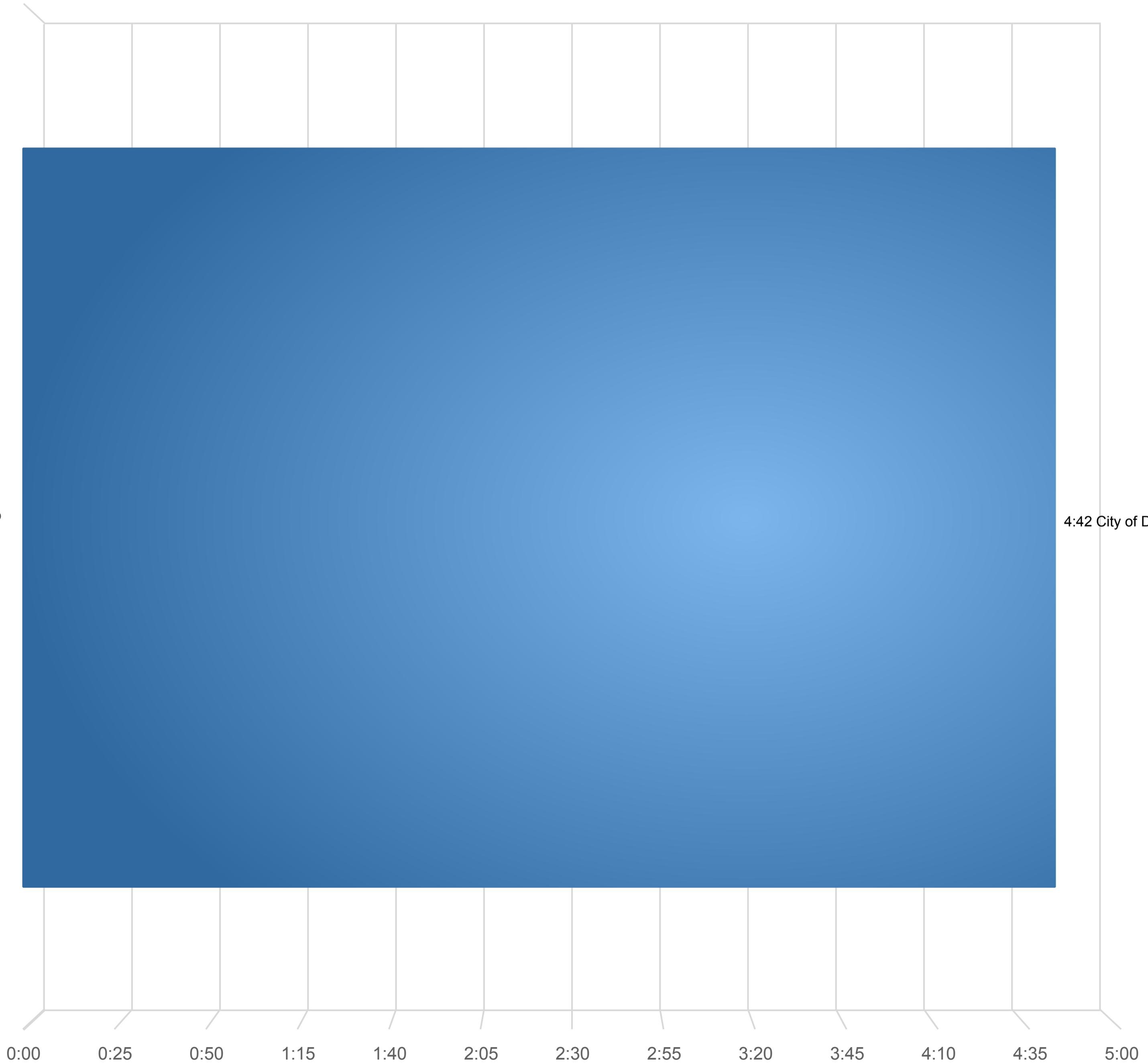


Total of Station: 356

Department Average Response Time (Alarm-> First Unit Arrival)

05/01/2024-05/31/2024

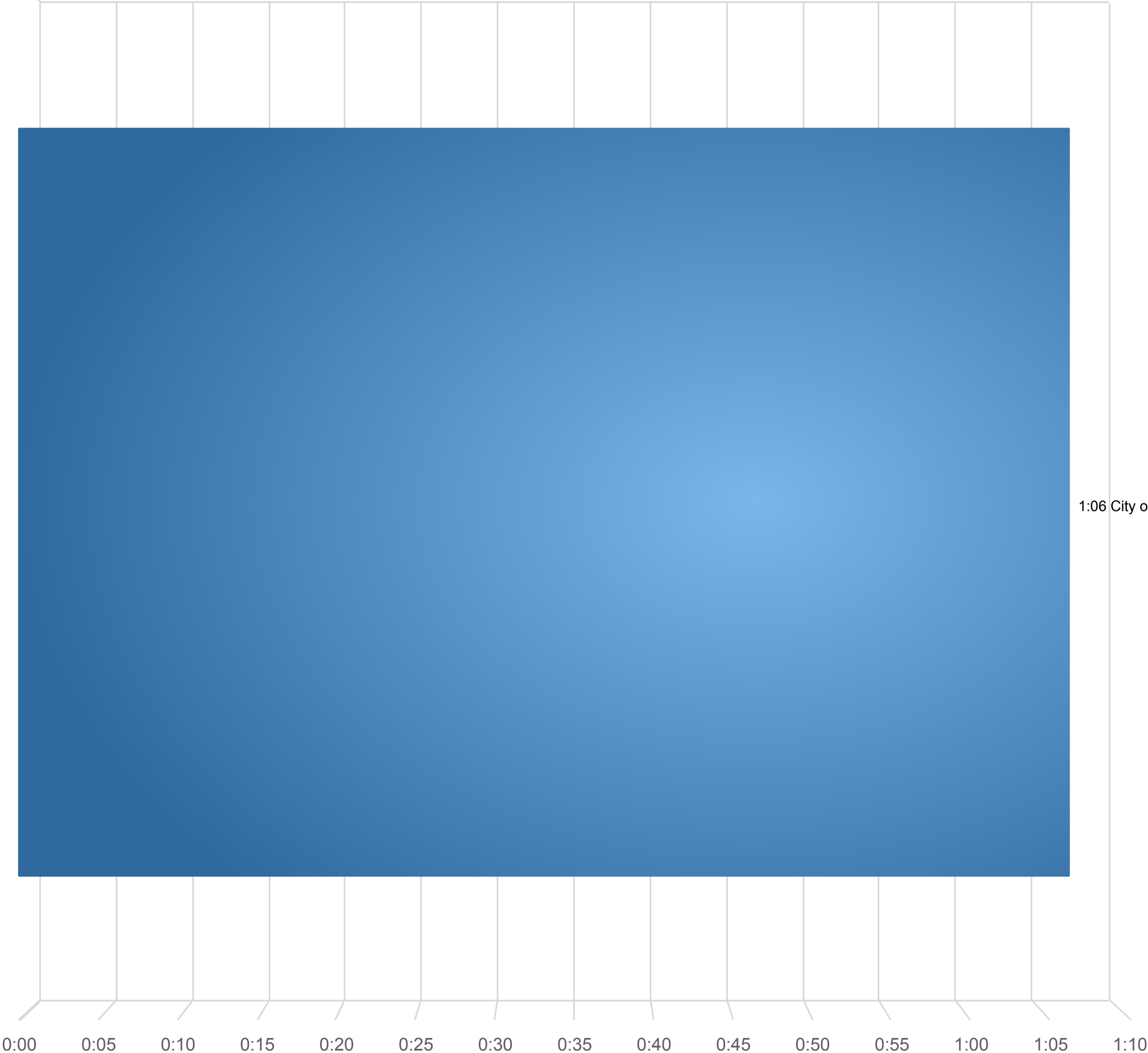
Response Time



Department Average Turnout Time (Alarm-> First En Route)

05/01/2024-05/31/2024

Turnout Time

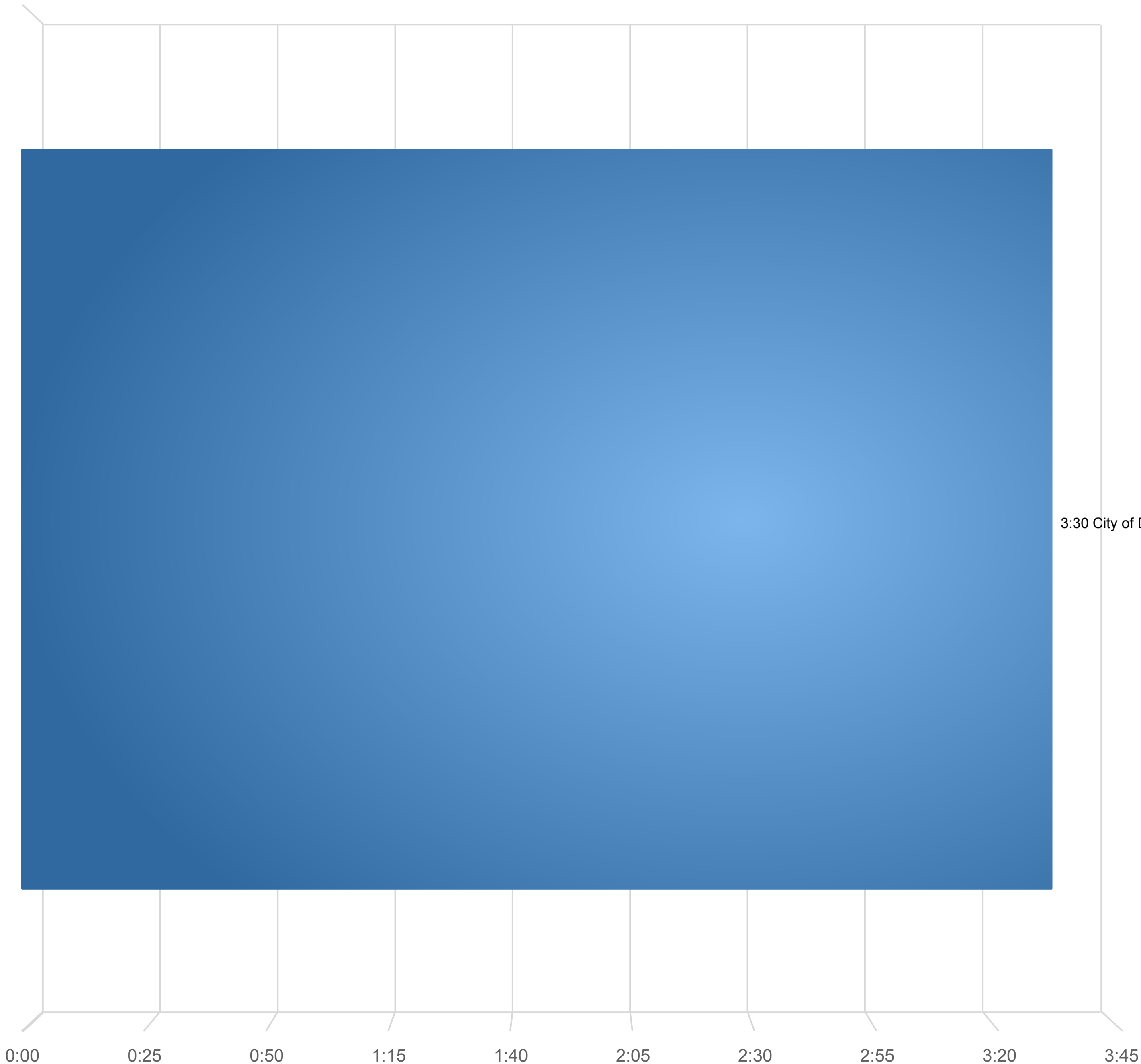


1:06 City of Dalton Fire..

Department Average Travel Time (First En Route -> First Unit Arrival)

05/01/2024-05/31/2024

Travel Time



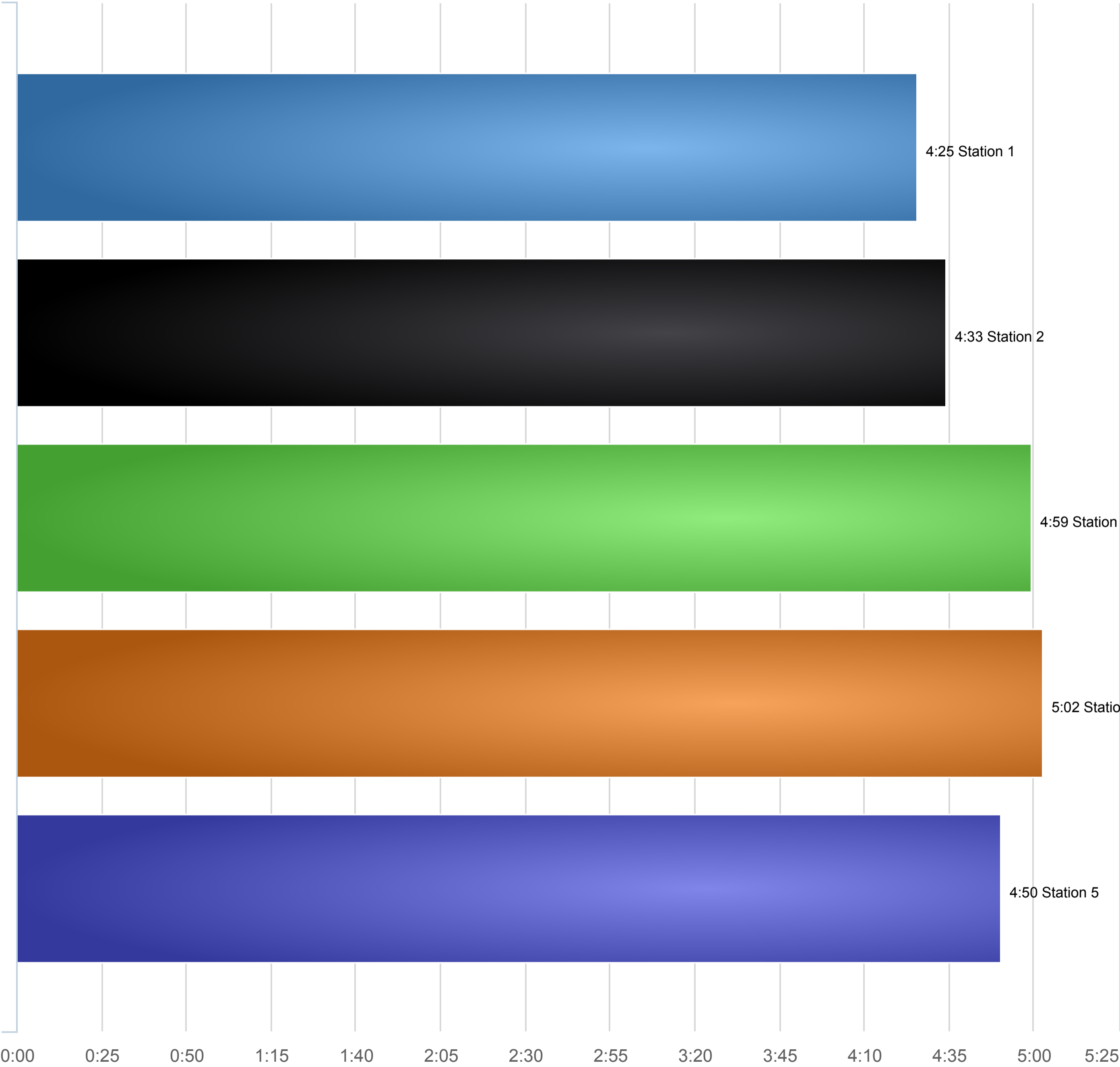
3:30 City of Dalton Fire..

- Station 1
- Station 2
- Station 3
- Station 4
- Station 5

Average Response Time by Station

05/01/2024-05/31/2024

Response Time



Total of Station: 4:42



Dalton Fire Department

404 School Street, Dalton, GA 30720

Phone: 706-278-7363

Injuries and Property Loss

(Dates: 05/01/24 - 05/31/24 23:59:59)

CODE	DESCRIPTOR	FREQ	FREQ %	EXPs	CIV DTHS	CIV DTHS	CIV INJ	CIV INJS	FF DTHS	FF DTHS	FF INJ	FF INJS	PROP LOSS	PROP LOSS	CONT LOSS	CONT LOSS	TOTAL LOSS	TOTAL LOSS %
111	Building fire	2	0.59%	0	0	0.00%	0	0.00%	0	0.00%	0	0.00%	102,065	83.62%	0	0.00%	102,065	83.62%
131	Passenger vehicle fire	2	0.59%	0	0	0.00%	0	0.00%	0	0.00%	0	0.00%	17,500	14.34%	0	0.00%	17,500	14.34%
132	Road freight or transport vehicle fire	0	0.00%	0	0	0.00%	0	0.00%	0	0.00%	0	0.00%	0	0.00%	0	0.00%	0	0.00%
142	Brush or brush-and-grass mixture fire	2	0.59%	0	0	0.00%	0	0.00%	0	0.00%	0	0.00%	0	0.00%	0	0.00%	0	0.00%
251	Excessive heat, scorch burns with no ignition	1	0.30%	0	0	0.00%	0	0.00%	0	0.00%	0	0.00%	0	0.00%	0	0.00%	0	0.00%
311	Medical assist, assist EMS crew	177	52.37%	0	0	0.00%	0	0.00%	0	0.00%	0	0.00%	0	0.00%	0	0.00%	0	0.00%
321	EMS call, excluding vehicle accident with injury	1	0.30%	0	0	0.00%	0	0.00%	0	0.00%	0	0.00%	0	0.00%	0	0.00%	0	0.00%
322	Motor vehicle accident with injuries	15	4.44%	0	0	0.00%	0	0.00%	0	0.00%	0	0.00%	0	0.00%	0	0.00%	0	0.00%
323	Motor vehicle/pedestrian accident (MV Ped)	0	0.00%	0	0	0.00%	0	0.00%	0	0.00%	0	0.00%	0	0.00%	0	0.00%	0	0.00%

CODE	DESCRIPTOR	FREQ	FREQ %	EXPs	CIV DTHS	CIV DTHS	CIV INJ	CIV INJS	FF DTHS	FF DTHS	FF INJ	FF INJS	PROP LOSS	PROP LOSS	CONT LOSS	CONT LOSS	TOTAL LOSS	TOTAL LOSS %
324	Motor vehicle accident with no injuries.	5	1.48%	0	0	0.00%	0	0.00%	0	0.00%	0	0.00%	0	0.00%	0	0.00%	0	0.00%
363	Swift water rescue	2	0.59%	0	0	0.00%	0	0.00%	0	0.00%	0	0.00%	0	0.00%	0	0.00%	0	0.00%
412	Gas leak (natural gas or LPG)	2	0.59%	0	0	0.00%	0	0.00%	0	0.00%	0	0.00%	0	0.00%	0	0.00%	0	0.00%
440	Electrical wiring/equipment problem, other	1	0.30%	0	0	0.00%	0	0.00%	0	0.00%	0	0.00%	0	0.00%	0	0.00%	0	0.00%
441	Heat from short circuit (wiring), defective/worn	1	0.30%	0	0	0.00%	0	0.00%	0	0.00%	0	0.00%	0	0.00%	0	0.00%	0	0.00%
444	Power line down	10	2.96%	0	0	0.00%	0	0.00%	0	0.00%	0	0.00%	0	0.00%	0	0.00%	0	0.00%
445	Arcing, shorted electrical equipment	2	0.59%	0	0	0.00%	0	0.00%	0	0.00%	0	0.00%	0	0.00%	0	0.00%	0	0.00%
461	Building or structure weakened or collapsed	3	0.89%	0	0	0.00%	0	0.00%	0	0.00%	0	0.00%	2,500	2.05%	0	0.00%	2,500	2.05%
500	Service Call, other	4	1.18%	0	0	0.00%	0	0.00%	0	0.00%	0	0.00%	0	0.00%	0	0.00%	0	0.00%
521	Water evacuation	1	0.30%	0	0	0.00%	0	0.00%	0	0.00%	0	0.00%	0	0.00%	0	0.00%	0	0.00%
522	Water or steam leak	2	0.59%	0	0	0.00%	0	0.00%	0	0.00%	0	0.00%	0	0.00%	0	0.00%	0	0.00%
551	Assist police or other governmental agency	1	0.30%	0	0	0.00%	0	0.00%	0	0.00%	0	0.00%	0	0.00%	0	0.00%	0	0.00%

CODE	DESCRIPTOR	FREQ	FREQ %	EXPs	CIV DTHS	CIV DTHS	CIV INJ	CIV INJS	FF DTHS	FF DTHS	FF INJ	FF INJS	PROP LOSS	PROP LOSS	CONT LOSS	CONT LOSS	TOTAL LOSS	TOTAL LOSS %
553	Public service	2	0.59%	0	0	0.00%	0	0.00%	0	0.00%	0	0.00%	0	0.00%	0	0.00%	0	0.00%
561	Unauthorized burning	2	0.59%	0	0	0.00%	0	0.00%	0	0.00%	0	0.00%	0	0.00%	0	0.00%	0	0.00%
611	Dispatched & canceled en route	36	10.65%	0	0	0.00%	0	0.00%	0	0.00%	0	0.00%	0	0.00%	0	0.00%	0	0.00%
622	No incident found on arrival at dispatch address	11	3.25%	0	0	0.00%	0	0.00%	0	0.00%	0	0.00%	0	0.00%	0	0.00%	0	0.00%
631	Authorized controlled burning	1	0.30%	0	0	0.00%	0	0.00%	0	0.00%	0	0.00%	0	0.00%	0	0.00%	0	0.00%
651	Smoke scare, odor of smoke	4	1.18%	0	0	0.00%	0	0.00%	0	0.00%	0	0.00%	0	0.00%	0	0.00%	0	0.00%
671	HazMat release investigation w/no HazMat	2	0.59%	0	0	0.00%	0	0.00%	0	0.00%	0	0.00%	0	0.00%	0	0.00%	0	0.00%
700	False alarm or false call, other	1	0.30%	0	0	0.00%	0	0.00%	0	0.00%	0	0.00%	0	0.00%	0	0.00%	0	0.00%
731	Sprinkler activation due to malfunction	2	0.59%	0	0	0.00%	0	0.00%	0	0.00%	0	0.00%	0	0.00%	0	0.00%	0	0.00%
733	Smoke detector activation due to malfunction	7	2.07%	0	0	0.00%	0	0.00%	0	0.00%	0	0.00%	0	0.00%	0	0.00%	0	0.00%
735	Alarm system sounded due to malfunction	11	3.25%	0	0	0.00%	0	0.00%	0	0.00%	0	0.00%	0	0.00%	0	0.00%	0	0.00%
740	Unintentional transmission of alarm, other	1	0.30%	0	0	0.00%	0	0.00%	0	0.00%	0	0.00%	0	0.00%	0	0.00%	0	0.00%

CODE	DESCRIPTOR	FREQ	FREQ %	EXPs	CIV DTHS	CIV DTHS	CIV INJ	CIV INJS	FF DTHS	FF DTHS	FF INJ	FF INJS	PROP LOSS	PROP LOSS	CONT LOSS	CONT LOSS	TOTAL LOSS	TOTAL LOSS %
741	Sprinkler activation, no fire - unintentional	1	0.30%	0	0	0.00%	0	0.00%	0	0.00%	0	0.00%	0	0.00%	0	0.00%	0	0.00%
743	Smoke detector activation, no fire - unintentional	4	1.18%	0	0	0.00%	0	0.00%	0	0.00%	0	0.00%	0	0.00%	0	0.00%	0	0.00%
744	Detector activation, no fire - unintentional	3	0.89%	0	0	0.00%	0	0.00%	0	0.00%	0	0.00%	0	0.00%	0	0.00%	0	0.00%
745	Alarm system activation, no fire - unintentional	10	2.96%	0	0	0.00%	0	0.00%	0	0.00%	0	0.00%	0	0.00%	0	0.00%	0	0.00%
746	Carbon monoxide detector activation, no CO	1	0.30%	0	0	0.00%	0	0.00%	0	0.00%	0	0.00%	0	0.00%	0	0.00%	0	0.00%
812	Flood assessment	5	1.48%	0	0	0.00%	0	0.00%	0	0.00%	0	0.00%	0	0.00%	0	0.00%	0	0.00%
Totals		338	100%	0	0	100%	0	100%	0	100%	0	100%	122,065	100%	0	100%	122,065	100%
Mutual Aid Given Incidents		18																

Training Division Monthly Report

May 2024

Overview

Recruit Class 2024-01 concluded at the end of the month with a total of 8 candidates completing the program. As part of the recruit program, the department hosted Georgia Fire Academy's interior search & rescue course. This course was delivered to a total of 31 students from departments throughout Northwest Georgia. Monthly training included territory familiarization, core competency check-offs, special operations training, and company level drills chosen by company officers. Training hours during the month of May totaled 2,898.

Outside Schools

4 firefighters attended Intermediate ICS for Expanding Incidents (NIMS 300) hosted by Whitfield County Emergency Management Agency.

10 firefighters were enrolled in GFA's Interior Search & Rescue 1 course hosted at the DFD Training Center during Recruit Class 2024-01.

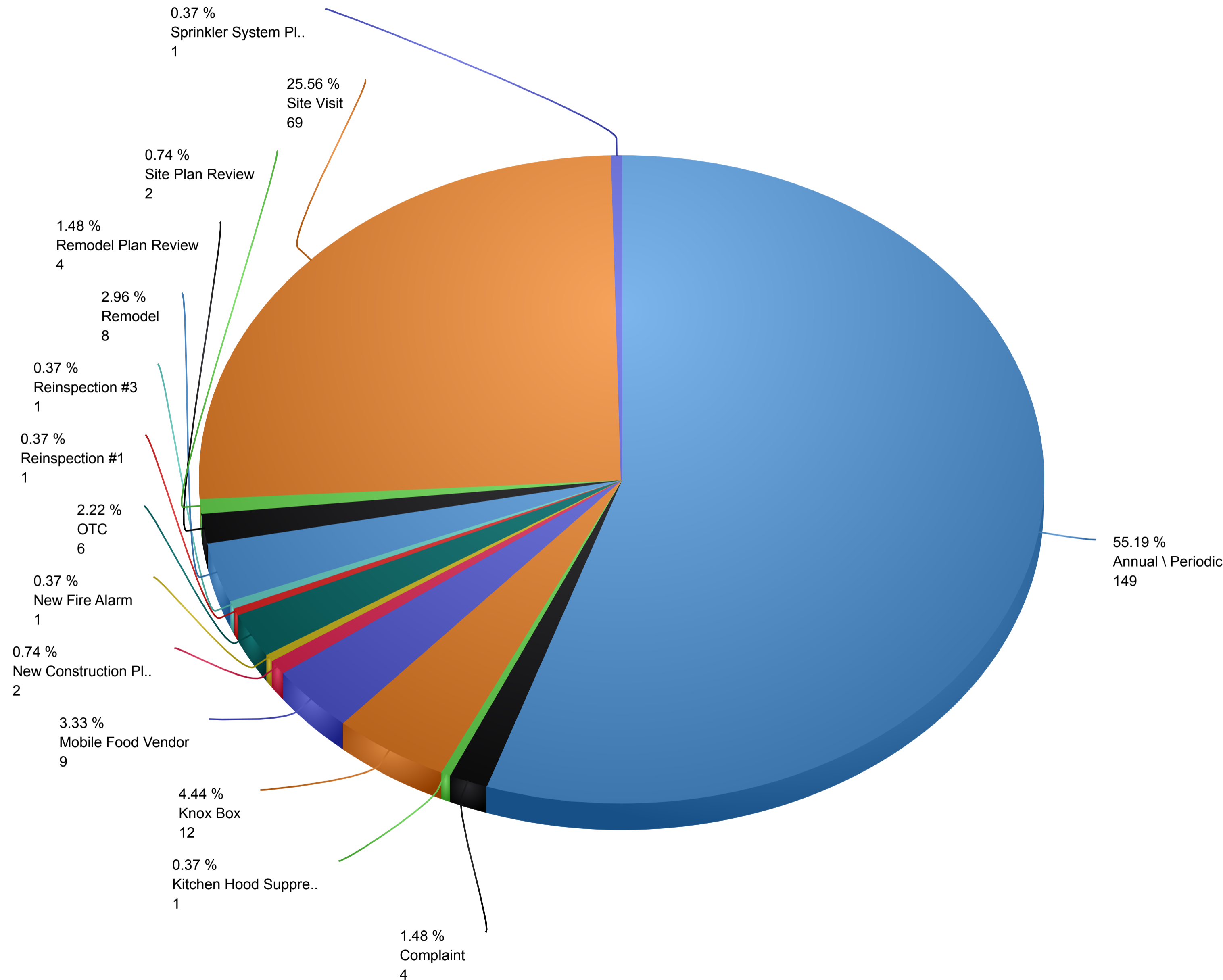
1 firefighter attended Acting Officer in Charge for the Fire Service hosted by Walker County Fire & Emergency Services.

1 prospective member of the Technical Rescue Team attended NPQ Rope Rescue Technician – Levels 1 & 2 hosted by the City of Calhoun Fire Department and GSAR Task Force 6.

Inspection Visit History by Inspection Type

05/01/2024-05/31/2024

- Annual \ Periodic
- Complaint
- Kitchen Hood Suppression System Plan Review
- Knox Box
- Mobile Food Vendor
- New Construction Plan Review
- New Fire Alarm
- OTC
- Reinspection #1
- Reinspection #3
- Remodel
- Remodel Plan Review
- Site Plan Review
- Site Visit
- Sprinkler System Plan Review



Total of Inspection Type: 270

YEAR-TO-DATE BUDGET REPORT

05/31/2024

FOR 2024 05									
ACCOUNTS FOR:	GENERAL FUND - OPERATING	ORIGINAL APPROP	TRANFRS/ ADJSTMTS	REVISED BUDGET	YTD EXPENDED	ENCUMBRANCES	AVAILABLE BUDGET	PCT USED	
0010									
350000	511100 WAGES REG	6,607,000	0	6,607,000	2,592,194.59	.00	4,014,805.41	39.2%	
350000	511300 WAGES - OT	561,000	0	561,000	215,203.72	.00	345,796.28	38.4%	
350000	512100 GROUP INS	1,014,000	-6,650	1,007,350	360,112.28	.00	647,237.72	35.7%	
350000	512200 FICA & MED	551,000	0	551,000	215,921.92	.00	335,078.08	39.2%	
350000	512401 RETDCP	469,000	0	469,000	186,136.43	.00	282,863.57	39.7%	
350000	512402 RET DBP	1,070,000	0	1,070,000	377,490.35	.00	692,509.65	35.3%	
350000	512403 RET STATE	29,000	0	29,000	11,225.00	.00	17,775.00	38.7%	
350000	512700 WORKERS CO	120,000	0	120,000	50,000.00	.00	70,000.00	41.7%	
350000	512900 OTHER EMPL	45,000	0	45,000	15,409.28	.00	29,590.72	34.2%	
350000	512915 CLEANING A	50,000	0	50,000	786.45	.00	49,213.55	1.6%	
350000	512950 FD CANCER	19,000	0	19,000	16,835.00	.00	2,165.00	88.6%	
350000	521200 HAZM PROFESSION	16,000	0	16,000	.00	.00	16,000.00	.0%	
350000	522140 LAWN CARE	5,000	155	5,155	5,152.00	.00	3.00	99.9%	
350000	522210 BUILD R&M	60,000	0	60,000	30,713.50	125.00	29,161.50	51.4%	
350000	522220 EQ REPAIRS	24,000	0	24,000	9,691.38	.00	14,308.62	40.4%	
350000	522220 APPA MTN APP	100,000	0	100,000	23,521.26	43.20	76,435.54	23.6%	
350000	522320 RENT EQUIP	4,000	0	4,000	1,267.04	.00	2,732.96	31.7%	
350000	523100 INSURANCE	37,000	59,500	96,500	96,496.00	.00	4.00	100.0%	
350000	523200 COMMUNICAT	37,000	0	37,000	14,160.78	.00	22,839.22	38.3%	
350000	523500 TRAVEL	20,000	0	20,000	2,559.00	.00	17,441.00	12.8%	
350000	523600 DUES	5,000	0	5,000	537.00	.00	4,463.00	10.7%	
350000	523630 RADIO SUBC	12,000	0	12,000	10,492.20	.00	1,507.80	87.4%	
350000	523640 VEHICLE IM	1,000	0	1,000	800.00	.00	200.00	80.0%	
350000	523700 TRAINING	28,000	0	28,000	10,867.65	.00	17,132.35	38.8%	
350000	523900 OTHER PUR	0	0	0	268.75	.00	-268.75	100.0%	
350000	523920 SOFT LIC	19,000	275	19,275	18,361.58	.00	913.42	95.3%	
350000	531100 SUP GENERA	25,000	-275	24,725	3,835.92	.00	20,889.08	15.5%	
350000	531110 SUP OFFICE	4,000	0	4,000	2,201.00	.00	1,799.00	55.0%	
350000	531120 UNIFORMS	150,000	0	150,000	28,111.49	.00	121,888.51	18.7%	
350000	531150 SUP GROUND	3,000	-155	2,845	271.18	.00	2,573.82	9.5%	
350000	531200 UTILITIES	145,000	0	145,000	61,093.86	.00	83,906.14	42.1%	
350000	531250 OIL	6,000	0	6,000	83.93	.00	5,916.07	1.4%	
350000	531270 GASOLINE	17,000	0	17,000	3,564.87	.00	13,435.13	21.0%	
350000	531275 DIESEL	63,000	0	63,000	18,044.22	.00	44,955.78	28.6%	
350000	531300 MEALS FOOD	2,000	0	2,000	102.04	.00	1,897.96	5.1%	
350000	531600 SMALL EQUI	30,000	0	30,000	8,106.09	.00	21,893.91	27.0%	
350000	531700 OTHER SUPP	15,000	0	15,000	4,992.26	.00	10,007.74	33.3%	
350000	531700 HAZM OTHER SUPP	12,000	0	12,000	4,644.10	.00	7,355.90	38.7%	
350000	531700 SAFET OTHER SUPP	5,000	0	5,000	3,345.42	.00	1,654.58	66.9%	
350000	542500 OTHER EQUI	4,000	0	4,000	.00	.00	4,000.00	.0%	
TOTAL GENERAL FUND - OPERATING		11,384,000	52,850	11,436,850	4,404,599.54	168.20	7,032,082.26	38.5%	
TOTAL EXPENSES		11,384,000	52,850	11,436,850	4,404,599.54	168.20	7,032,082.26		