



**PUBLIC SAFETY COMMISSION MEETING  
TUESDAY, SEPTEMBER 16, 2025  
8:30 AM  
DALTON CITY HALL - COUNCIL CHAMBERS**

**A G E N D A**

**Call to Order**

**Agenda Approval**

**Public Commentary**

**Approval of Minutes**

- [1.](#) August 19, 2025

**Alcohol Application Review**

- [2.](#) (5) New 2025 Alcohol Beverage Applications for Review

**Police Department**

- [3.](#) Crime and Crash Statistics August 2025

- [4.](#) Financial Statistics August 2025

**Fire Department**

- [5.](#) Statistical Report for August, 2025

6. Financial Report for August, 2025

**Adjournment**

CITY OF DALTON  
PUBLIC SAFETY COMMISSION  
MINUTES  
AUGUST 19, 2025

The regular meeting for the Public Safety Commission was held today Dalton City Hall's Council Chambers. Present were Chairman Truman Whitfield, Commissioners Terry Mathis, Lane Jackson, Fire Chief Matt Daniel, Police Chief Cliff Cason, Assistant Police Chief Chris Crossen, City Attorney Jonathan Bledsoe, and Assistant City Administrator Todd Pangle. Commissioner Alex Brown, and Mayor Annalee Sams were absent.

AGENDA APPROVAL

On the motion of Commissioner Mathis, second Commissioner Jackson, the Commission approved the agenda as presented. The vote was unanimous in favor.

PERSONNEL MATTERS

Police Department – Employee of the Month for July 2025

Assistant Police Chief Chris Crossen presented the July 2025, Employee of the Month award to Master Police Officer Sean Hudson, for his outstanding work in coordinating the Law Enforcement Cadet Academy. The Commission congratulated MPO Hudson for his willingness to go the extra mile.

PUBLIC COMMENTARY

There were no public comments.

MINUTES

The Commissioners were presented written copies of the regular meeting minutes of July 15, 2025. On the motion of Commissioner Mathis, second Commissioner Jackson, the minutes were approved as presented. The vote was unanimous in favor.

ALCOHOL APPLICATION REVIEW

The Commissioners reviewed the following alcohol beverage applications. On the motion of Commissioner Mathis, second Commissioner Jackson, the Commission gave a positive recommendation to the following new alcohol application. The Mayor & Council will vote on the application at the next meeting. The vote was unanimous in favor.

- |                    |  |
|--------------------|--|
| 1. Business Owner: | Good Times Liquor Inc.   |
| d/b/a:             | Good Times   |
| Applicant:         | Vipulkumar Chaudhari   |
| Business Address:  | 100 N. Oaks Dr. Suite B  |
| License Type:      | Package Beer, Wine, Liquor (Liquor Store)  |
| Disposition:       | <b>New</b>   |
| Staff Comments:    | None. Have approvals from Fire Department, Code Enforcement and City Attorney's Office |

On the motion of Commissioner Mathis, second Commissioner Jackson, the Commission gave a positive recommendation to the following new alcohol application. The Mayor & Council will vote on the application at the next meeting. The vote was unanimous in favor.

- |                    |   |
|--------------------|---|
| 2. Business Owner: | Dejavu Club, LLC                                    |
| d/b/a:             | Dejavu  |
| Applicant:         | Maria De La Luz Vargas Esquivel                     |
| Business Address:  | 224 N. Hamilton St.                                 |
| License Type:      | Pouring Beer, Liquor (Restaurant)                   |
| Disposition:       | <b>Classification Change from Bar to Restaurant</b> |
| Staff Comments:    | Code Enforcement Comments Attached.                 |

ALCOHOL APPLICATION REVIEW

....Continued

The applicant withdrew the following application. A recommendation by the Public Safety Commission was not made.

- |                    |  |
|--------------------|--|
| 3. Business Owner: | Table 43, LLC  |
| d/b/a:             | Table 43   |
| Applicant:         | Heather Young  |
| Business Address:  | 263 N. Hamilton St. Ste 101  |
| License Type:      | Pouring Beer, Wine, Liquor (Restaurant)  |
| Disposition:       | <b>New</b>   |
| Staff Comments:    | None. Have approvals from Fire Department, Code Enforcement and City Attorney's Office |

POLICE DEPARTMENT

Crime and Crash Statistics for July 2025

Police Chief Cliff Cason gave a written and oral summary of the Crime and Crash Statistical Reports for the month of July 2025. As noted in the written summary, Chief Cason reported the Year to Date Part I crimes are approximately 29.65% higher, Part II crimes are approximately 22.3% lower, violent crimes are approximately 13% higher, and Property Crimes are approximately 31.5% higher when compared to the past 5-year average. Chief Cason further reported there were 109 non-private property crashes reported for the month, a decrease from the previous month.

On the motion of Commissioner Jackson, second Commissioner Mathis, the July Crime and Crash statistic report was approved. The complete report in its entirety is a part of these minutes. The vote was unanimous in favor.

Financial Statistics for July 2025

Police Chief Cliff Cason presented the Financial Report for all divisions within the Dalton Police Department for the month of July 2025. Chief Cason reported the department has expended 52.4% of the budget and is on track for the remainder of FY 2025.

On the motion of Commissioner Jackson, second Commissioner Mathis, the financial report was approved. The complete report in its entirety is a part of these minutes. The vote was unanimous in favor.

FIRE DEPARTMENT

Monthly Statistical Report – July 2025

Fire Chief Matt Daniel presented the July 2025 Statistical Report to the Commission. Chief Daniel outlined details of the complete report, which included the Incident Report with 370 Total Responses, a decrease from the previous month. Chief Daniel also outlined the details of Incidents by Staff hours, Incidents by Months and Stations, Average Response Time, Average Turnout Time, Average Travel Time, Injury and Property Loss, Training Division Monthly Report, and the Inspection Summary.

On the motion of Commissioner Jackson, second Commissioner Mathis, the Commissioners approved the Statistical Report for the Fire Department. A copy of the report is a part of these minutes. The vote was unanimous in favor.

FIRE DEPARTMENT

.....Continued

Monthly Financial Report – July 2025

Fire Chief Matt Daniel presented the Financial Report for the month of July 2025 to the Commission. Chief Daniel stated the department has expended 56.2% of the budget, and is on track for the remainder of FY 2025.

On the motion of Commissioner Mathis, second Commissioner Jackson, the Commissioners approved the Financial Report for the Fire Department. A copy of the report is a part of these minutes. The vote was unanimous in favor.

ADJOURNMENT

There being no further business to come before the Commissioners, on the motion of Mayor Sams, second Commissioner Brown the meeting was adjourned at 9:45 a.m.

\_\_\_\_\_  
Truman Whitfield, Chairman

ATTEST:

\_\_\_\_\_  
Alex Brown, Secretary

**2025 ALCOHOL BEVERAGE APPLICATION REVIEW/APPROVAL**

**PSC MEETING – TUESDAY SEPTEMBER 16, 2025**

**M&C MEETING – OCTOBER 6, 2025**

**(5) 2025 ALCOHOL APPLICATION(S)**

1. Business Owner: Sugar & Fire, LLC  
d/b/a: Sugar & Fire, LLC  
Applicant: Eden Gomez Fernandez  
Business Address: 319 N. Hamilton St.  
License Type: Pouring Beer, Wine, Liquor (Restaurant)  
Disposition: New  
Staff Comments: None. Have approvals from Fire Department, Code Enforcement and City Attorney's Office

PSC Recommendation: ☐ Approve ☐ Deny | Stipulation(s): \_\_\_\_\_

2. Business Owner: Supermercado Talpa 17, LLC  
d/b/a: Supermercado Talpa 17, LLC  
Applicant: Louis Cardenas  
Business Address: 2518 E. Walnut Ave.  
License Type: Package Beer (Retail Store)  
Disposition: New  
Staff Comments: None. Have approvals from Fire Department, Code Enforcement and City Attorney's Office

PSC Recommendation: ☐ Approve ☐ Deny | Stipulation(s): \_\_\_\_\_

3. Business Owner: Table 43, LLC  
d/b/a: Table 43  
Applicant: Heather Young  
Business Address: 263 N. Hamilton St. Ste 101  
License Type: Pouring Beer, Wine, Liquor (Restaurant)  
Disposition: New  
Staff Comments: None. Have approvals from Fire Department, Code Enforcement and City Attorney's Office

PSC Recommendation: ☐ Approve ☐ Deny | Stipulation(s): \_\_\_\_\_

4. Business Owner: Taco Roble Dalton, LLC  
d/b/a: Taco Roble  
Applicant: Alejandro Mejia Chavez  
Business Address: 352 Northgate Dr.  
License Type: Pouring Beer, Liquor (Restaurant)  
Disposition: New  
Staff Comments: None. Have approvals from Fire Department, Code Enforcement and City Attorney's Office

PSC Recommendation: ☐ Approve ☐ Deny | Stipulation(s): \_\_\_\_\_

5. Business Owner: Tipsy Vibe, LLC  
d/b/a: The Topsy Vibe  
Applicant: Naomi Martinez  
Business Address: 323 N. Hamilton St.  
License Type: Pouring Beer, Liquor (Bar)  
Disposition: New  
Staff Comments: None. Have approvals from Fire Department, Code Enforcement and City Attorney's Office

PSC Recommendation: ☐ Approve ☐ Deny | Stipulation(s): \_\_\_\_\_



# Dalton Police Department Public Safety Commission Meeting

September 16, 2025

## TABLE OF CONTENTS

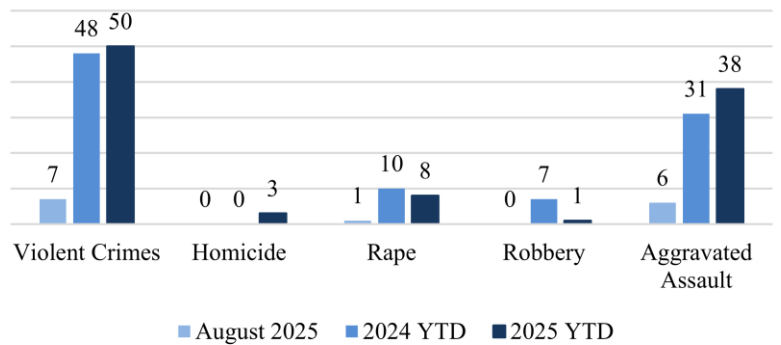
### CRIME STATISTICS

### CRASH STATISTICS

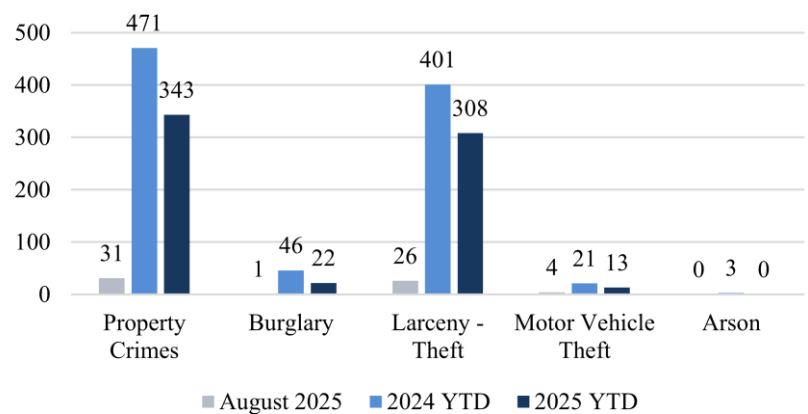
### FINANCIAL STATISTICS

## AUGUST 2025

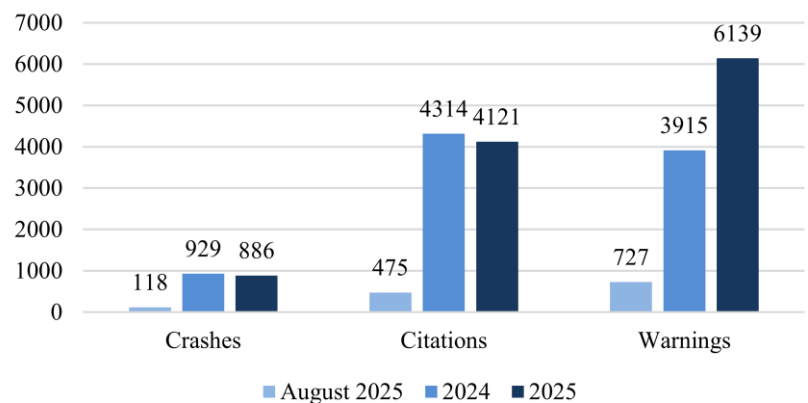
### Violent Crimes



### Property Crimes



### Traffic





# PART 1 CRIMES

## August 2025

<u>Total Part 1 Crimes</u>			<u>2024 YTD</u>	<u>2025 YTD</u>	<u>YTD Change</u>
			511	391	-23.48%
<u>Violent Crimes</u>		<u>Current</u>	<u>2024 YTD</u>	<u>2025 YTD</u>	<u>YTD Change</u>
		7	42	51	21.43%
Homicide		0	0	3	Undefined
Rape		1	7	8	14.29%
Robbery		0	7	1	-85.71%
Aggravated Assault		6	28	39	39.29%
<u>Property Crimes</u>		<u>Current</u>	<u>2024 YTD</u>	<u>2025 YTD</u>	<u>YTD Change</u>
		31	469	340	-27.51%
Burglary		1	47	21	-55.32%
Larceny-Theft		26	398	306	-23.12%
Motor Vehicle Theft		4	21	13	-38.10%
Arson		0	3	0	-100.00%

There were 38 Part 1 crimes in August 2025. That is a decrease of approximately 33.3% compared to 57 in August 2024. Total Part 1 crimes YTD have decreased by approximately 23.48% when compared to 2024.

Violent crimes have increased by approximately 21.43% when compared to 2024. There have been 51 violent crimes YTD 2025 compared to 42 in 2024.

Property crimes have decreased by 27.51% when compared to 2024. All categories of property crimes have shown a decrease YTD compared to 2024.

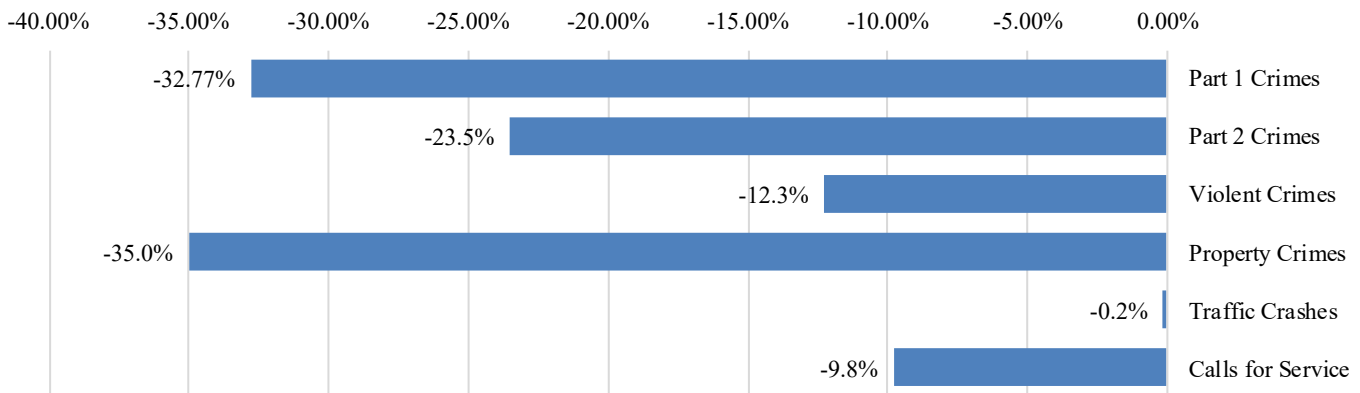




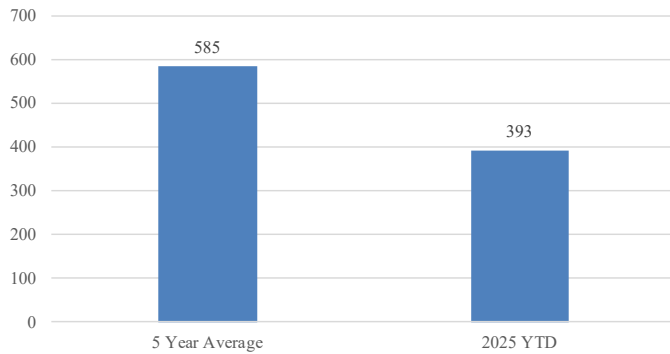
# FIVE-YEAR AVERAGE

## August 2025

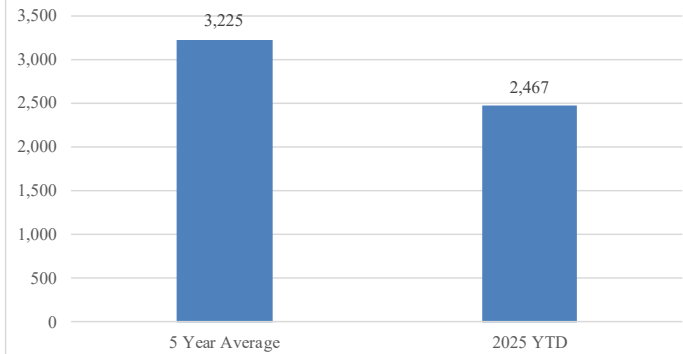
2025 YTD Compared to 5-Year Average



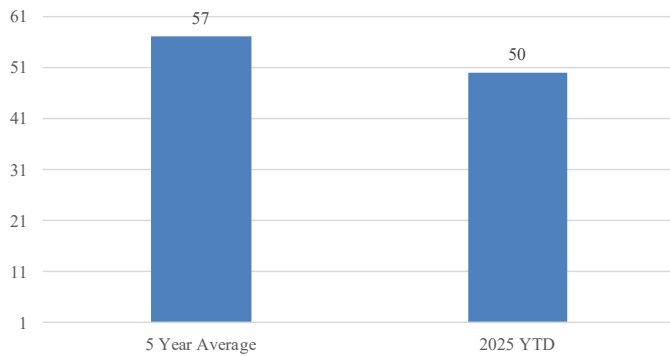
Part 1 Crimes



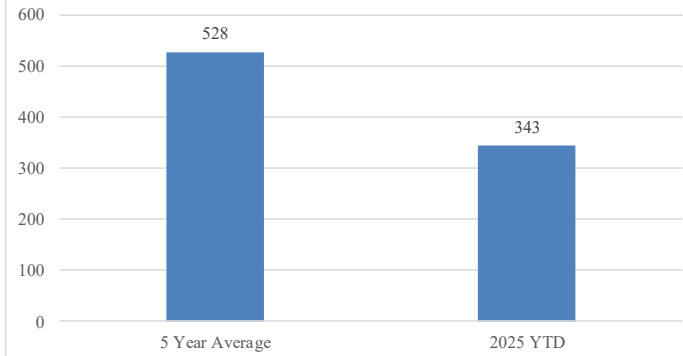
Part 2 Crimes



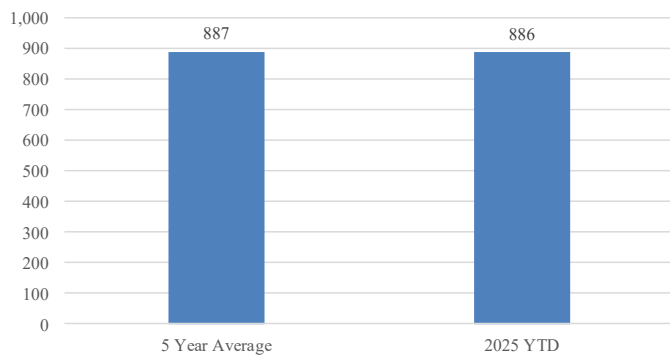
Violent Crimes



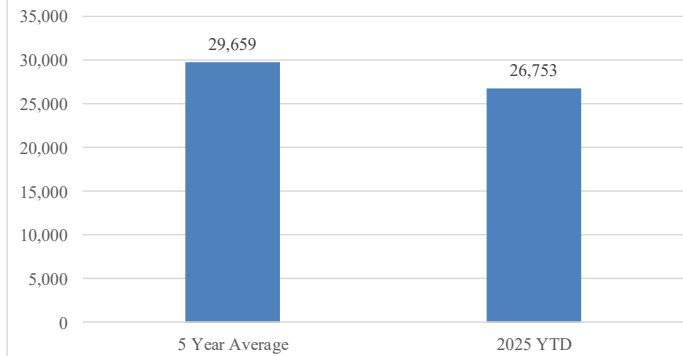
Property Crimes



Traffic Crashes



Calls For Service





# CRASH STATISTICS

## August 2025

Traffic crashes increased by approximately 8.3% when compared to July 2025. Year to date crashes have decreased by approximately 4.6%. Rear end collisions were the most frequent crash types. Failure to yield was the most frequent contributing factor. Walnut Ave had the highest number of crashes and injuries.

Total Crashes	Current	Previous	Change	YTD 2025	YTD 2024	Change	
	118	109	8.3%	886	929	-4.6%	
Injury Crashes	Total	Complaint	Minor	Serious	Fatality	Multiple	
	24	17	7	0	0	9	
Total Injuries	38						
DUI Crashes	Speed Crashes	Distracted Crashes		Following Too Closely Crashes			
1	4	18		24			
Day of the Week	Total				Time of Day	Total	
Monday	11				0000 - 0559	1	
Tuesday	19				0600 - 0859	13	
Wednesday	16				0900 - 1059	7	
Thursday	22				1100 - 1359	20	
Friday	22				1400 - 1559	32	
Saturday	19				1600 - 1859	30	
Sunday	9				1900 - 2159	10	
					2200 - 2359	5	
Collision Type	Total				Contributing Factors		Total
Rear End	50				Failed to Yield		27
Angle	43				Following too Closely		24
Sideswipe-Same Direction	12				Distracted		18
Collision with an Object	11				Improper Lane Change		11
Sideswipe-Opposite Direction	1						
Head On	1						
Top Streets	Total Crashes		% Total	Injuries		% Injuries	
Walnut Ave	24		20.3%	10		26.3%	
Chattanooga Rd	15		12.7%	9		23.7%	
Glenwood Ave	12		10.2%	8		21.1%	

	Traffic Stops	Warnings	Citations
August 2025	919	727	475
2025 YTD	8405	6139	4121
2024 YTD	7436	3915	4314



# **FINANCIAL STATISTICS**

## **August 2025**

### **SUMMARY OF THE FINANCIAL STATUS THROUGH AUGUST 2025**

The police department budget for FY 2025 is now in its implementation, and we have expended approximately 62.8% of our 2025 budget through August. Currently, we believe there will be sufficient funds to accomplish our 2025 goals and meet the needs of the department.

## YEAR-TO-DATE BUDGET REPORT

FOR 2025 08

ACCOUNTS FOR:	ORIGINAL	TRANFRS/	REVISED				AVAILABLE	PCT
0010 GENERAL FUND - OPERATING	APPROP	ADJSTMTS	BUDGET	YTD EXPENDED	ENCUMBRANCES	BUDGET	USED	
<b>321000 PD ADMINISTRATION</b>								
321000 511100 WAGES - REGULAR	577,000	0	577,000	362,148.97	.00	214,851.03	62.8%	
321000 511300 WAGES - OVERTIME	1,000	0	1,000	76.17	.00	923.83	7.6%	
321000 512100 GROUP INSURANCE	52,000	0	52,000	34,702.72	.00	17,297.28	66.7%	
321000 512110 PTSD INSURANCE	13,700	0	13,700	12,597.50	.00	1,102.50	92.0%	
321000 512200 FICA & MEDICARE	44,500	0	44,500	28,238.44	.00	16,261.56	63.5%	
321000 512401 RETIREMENT DCP	17,500	0	17,500	11,287.66	.00	6,212.34	64.5%	
321000 512402 RETIREMENT DBP	157,500	0	157,500	103,263.51	.00	54,236.49	65.6%	
321000 512403 RETIREMENT STATE	1,700	0	1,700	840.00	.00	860.00	49.4%	
321000 512700 WORKERS COMPENSAT	10,000	0	10,000	6,668.00	.00	3,332.00	66.7%	
321000 512850 OPEB CONTRIBUTION	114,700	0	114,700	49,277.89	.00	65,422.11	43.0%	
321000 512900 OTHER EMPLOYEE BE	3,600	0	3,600	2,311.76	.00	1,288.24	64.2%	
321000 512915 CLEANING ALLOWANC	2,400	0	2,400	284.50	.00	2,115.50	11.9%	
321000 512916 CLOTHING ALLOWANC	2,400	0	2,400	1,200.00	.00	1,200.00	50.0%	
321000 521200 PROFESSIONAL CONT	0	3,000	3,000	1,685.00	.00	1,315.00	56.2%	
321000 521300 TECHNICAL CONTRAC	4,000	-3,000	1,000	.00	.00	1,000.00	.0%	
321000 522220 EQUIPMENT MAINT &	5,000	0	5,000	2,438.18	.00	2,561.82	48.8%	
321000 522230 VEHICLE REPAIRS &	4,000	0	4,000	26.74	.00	3,973.26	.7%	
321000 522320 RENTAL - EQUIPMEN	9,000	0	9,000	4,043.47	109.80	4,846.73	46.1%	
321000 523100 INSURANCE COMMERC	236,500	-85,000	151,500	146,942.76	.00	4,557.24	97.0%	
321000 523200 COMMUNICATIONS	50,000	0	50,000	31,873.65	.00	18,126.35	63.7%	
321000 523210 POSTAGE	4,500	0	4,500	467.81	.00	4,032.19	10.4%	
321000 523400 PRINTING & BINDIN	3,000	0	3,000	1,144.50	.00	1,855.50	38.2%	
321000 523500 TRAVEL	14,000	0	14,000	5,470.33	.00	8,529.67	39.1%	
321000 523600 DUES & FEES	5,000	0	5,000	2,133.98	42.11	2,823.91	43.5%	
321000 523630 RADIO SUBSCRIBER F	29,000	0	29,000	23,235.60	.00	5,764.40	80.1%	
321000 523700 TRAINING & EDUCAT	8,000	0	8,000	4,802.54	.00	3,197.46	60.0%	
321000 523850 CONTRACT LABOR	5,000	0	5,000	.00	.00	5,000.00	.0%	
321000 523920 SOFTWARE LICENSES	190,000	0	190,000	131,400.21	530.46	58,069.33	69.4%	
321000 531100 SUPPLIES - GENERA	1,000	0	1,000	82.13	.00	917.87	8.2%	
321000 531110 SUPPLIES - OFFICE	2,000	0	2,000	789.64	.00	1,210.36	39.5%	
321000 531250 OIL	1,000	0	1,000	.00	.00	1,000.00	.0%	
321000 531270 GASOLINE	7,000	0	7,000	3,470.01	.00	3,529.99	49.6%	
321000 531300 MEALS - FOOD	2,000	0	2,000	19.57	.00	1,980.43	1.0%	
321000 531600 SMALL EQUIPMENT <	2,000	-2,000	0	.00	.00	.00	.0%	
321000 531700 OTHER SUPPLIES	2,000	0	2,000	413.47	.00	1,586.53	20.7%	
321000 572000 PAYMENT TO OTHER	0	5,400	5,400	5,321.50	.00	78.50	98.5%	
<b>TOTAL PD ADMINISTRATION</b>	<b>1,582,000</b>	<b>-81,600</b>	<b>1,500,400</b>	<b>978,658.21</b>	<b>682.37</b>	<b>521,059.42</b>	<b>65.3%</b>	

# YEAR-TO-DATE BUDGET REPORT

FOR 2025 08								
ACCOUNTS FOR:	GENERAL FUND - OPERATING	ORIGINAL APPROP	TRANFRS/ ADJSTMTS	REVISED BUDGET	YTD EXPENDED	ENCUMBRANCES	AVAILABLE BUDGET	PCT USED
322100 PD CRIMINAL INVESTIGATION DIV								
322100 511100	WAGES - REGULAR	1,340,000	0	1,340,000	845,722.92	.00	494,277.08	63.1%
322100 511300	WAGES - OVERTIME	51,000	0	51,000	15,025.69	.00	35,974.31	29.5%
322100 512100	GROUP INSURANCE	232,000	0	232,000	122,356.06	.00	109,643.94	52.7%
322100 512200	FICA & MEDICARE	106,000	0	106,000	65,791.86	.00	40,208.14	62.1%
322100 512401	RETIREMENT DCP	79,000	0	79,000	48,648.87	.00	30,351.13	61.6%
322100 512402	RETIREMENT DBP	223,000	0	223,000	152,637.47	.00	70,362.53	68.4%
322100 512403	RETIREMENT STATE	6,500	0	6,500	4,095.00	.00	2,405.00	63.0%
322100 512700	WORKERS COMPENSAT	30,000	0	30,000	20,000.00	.00	10,000.00	66.7%
322100 512900	OTHER EMPLOYEE BE	8,500	0	8,500	5,225.73	.00	3,274.27	61.5%
322100 512915	CLEANING ALLOWANC	4,000	0	4,000	1,769.25	.00	2,230.75	44.2%
322100 512916	CLOTHING ALLOWANC	9,000	0	9,000	4,155.00	.00	4,845.00	46.2%
322100 522220	EQUIPMENT MAINT &	3,500	0	3,500	.00	.00	3,500.00	.0%
322100 522230	VEHICLE REPAIRS &	7,000	2,500	9,500	4,875.80	.00	4,624.20	51.3%
322100 523500	TRAVEL	20,000	0	20,000	11,196.63	773.35	8,030.02	59.8%
322100 523600	DUES & FEES	5,000	0	5,000	984.08	.00	4,015.92	19.7%
322100 523700	TRAINING & EDUCAT	19,000	0	19,000	7,490.19	.00	11,509.81	39.4%
322100 523900	PEPI OTHER PURCHAS	25,500	0	25,500	15,000.00	.00	10,500.00	58.8%
322100 531100	SUPPLIES - GENERA	3,000	0	3,000	883.09	578.82	1,538.09	48.7%
322100 531110	SUPPLIES - OFFICE	4,000	0	4,000	1,662.46	362.67	1,974.87	50.6%
322100 531250	OIL	2,500	0	2,500	.00	.00	2,500.00	.0%
322100 531270	GASOLINE	20,000	0	20,000	11,250.85	.00	8,749.15	56.3%
322100 531300	MEALS - FOOD	1,000	0	1,000	267.57	.00	732.43	26.8%
322100 531600	SMALL EQUIPMENT <	16,500	0	16,500	10,950.00	.00	5,550.00	66.4%
322100 531700	OTHER SUPPLIES	5,000	0	5,000	1,487.40	115.00	3,397.60	32.0%
TOTAL PD CRIMINAL INVESTIGATION DIV		2,221,000	2,500	2,223,500	1,351,475.92	1,829.84	870,194.24	60.9%

# YEAR-TO-DATE BUDGET REPORT

FOR 2025 08								
ACCOUNTS FOR:	ORIGINAL	TRANFRS/	REVISED				AVAILABLE	PCT
0010 GENERAL FUND - OPERATING	APPROP	ADJSTMTS	BUDGET	YTD EXPENDED	ENCUMBRANCES	BUDGET	USED	
322300 PD PATROL								
322300 511100 WAGES - REGULAR	4,586,000	-2,500	4,583,500	2,589,919.25	.00	1,993,580.75	56.5%	
322300 511300 WAGES - OVERTIME	125,500	0	125,500	40,889.23	.00	84,610.77	32.6%	
322300 511320 WAGES - HIRING IN	0	2,500	2,500	.00	.00	2,500.00	.0%	
322300 512100 GROUP INSURANCE	684,700	0	684,700	430,524.30	.00	254,175.70	62.9%	
322300 512200 FICA & MEDICARE	355,000	0	355,000	201,134.26	.00	153,865.74	56.7%	
322300 512401 RETIREMENT DCP	408,000	0	408,000	219,685.61	.00	188,314.39	53.8%	
322300 512402 RETIREMENT DBP	188,000	0	188,000	123,731.18	.00	64,268.82	65.8%	
322300 512403 RETIREMENT STATE	30,600	0	30,600	14,420.00	.00	16,180.00	47.1%	
322300 512700 WORKERS COMPENSAT	123,700	0	123,700	81,300.00	.00	42,400.00	65.7%	
322300 512900 OTHER EMPLOYEE BE	30,000	0	30,000	16,592.90	.00	13,407.10	55.3%	
322300 512915 CLEANING ALLOWANC	10,000	0	10,000	4,517.50	.00	5,482.50	45.2%	
322300 522220 EQUIPMENT MAINT &	11,000	0	11,000	4,927.27	.00	6,072.73	44.8%	
322300 522230 VEHICLE REPAIRS &	66,000	0	66,000	35,386.40	714.44	29,899.16	54.7%	
322300 522230 SHOP VEHICLE EXP -	104,000	0	104,000	80,913.36	.00	23,086.64	77.8%	
322300 523500 TRAVEL	74,000	0	74,000	49,500.22	1,325.00	23,174.78	68.7%	
322300 523600 DUES & FEES	4,000	0	4,000	720.00	.00	3,280.00	18.0%	
322300 523700 TRAINING & EDUCAT	46,000	0	46,000	17,561.19	.00	28,438.81	38.2%	
322300 531100 SUPPLIES - GENERA	6,000	0	6,000	1,255.25	.00	4,744.75	20.9%	
322300 531110 SUPPLIES - OFFICE	3,000	0	3,000	236.30	.00	2,763.70	7.9%	
322300 531120 UNIFORMS	60,000	0	60,000	33,958.40	186.00	25,855.60	56.9%	
322300 531200 PDCAM UTILITIES -	3,000	0	3,000	1,309.73	.00	1,690.27	43.7%	
322300 531250 OIL	3,000	0	3,000	2,269.79	.00	730.21	75.7%	
322300 531270 GASOLINE	167,000	0	167,000	92,200.92	.00	74,799.08	55.2%	
322300 531300 MEALS - FOOD	2,000	0	2,000	119.74	156.56	1,723.70	13.8%	
322300 531600 SMALL EQUIPMENT <	50,000	0	50,000	20,567.19	.00	29,432.81	41.1%	
322300 531700 OTHER SUPPLIES	5,000	0	5,000	828.16	.00	4,171.84	16.6%	
TOTAL PD PATROL	7,145,500	0	7,145,500	4,064,468.15	2,382.00	3,078,649.85	56.9%	

# YEAR-TO-DATE BUDGET REPORT

FOR 2025 08								
ACCOUNTS FOR:	ORIGINAL	TRANFRS/	REVISED				AVAILABLE	PCT
0010 GENERAL FUND - OPERATING	APPROP	ADJSTMTS	BUDGET	YTD EXPENDED	ENCUMBRANCES	BUDGET	USED	
322400 PD SUPPORT SERVICES								
322400 511100 WAGES - REGULAR	815,000	0	815,000	537,539.22	.00	277,460.78	66.0%	
322400 511300 WAGES - OVERTIME	6,700	0	6,700	2,049.58	.00	4,650.42	30.6%	
322400 512100 GROUP INSURANCE	181,000	0	181,000	110,334.64	.00	70,665.36	61.0%	
322400 512200 FICA & MEDICARE	63,500	0	63,500	39,975.42	.00	23,524.58	63.0%	
322400 512401 RETIREMENT DCP	63,000	0	63,000	38,564.17	.00	24,435.83	61.2%	
322400 512402 RETIREMENT DBP	80,000	0	80,000	52,603.61	.00	27,396.39	65.8%	
322400 512403 RETIREMENT STATE	2,100	0	2,100	1,645.00	.00	455.00	78.3%	
322400 512700 WORKERS COMPENSAT	22,000	0	22,000	14,668.00	.00	7,332.00	66.7%	
322400 512900 OTHER EMPLOYEE BE	5,200	0	5,200	3,272.00	.00	1,928.00	62.9%	
322400 512915 CLEANING ALLOWANC	2,400	0	2,400	194.75	.00	2,205.25	8.1%	
322400 512916 CLOTHING ALLOWANC	600	0	600	300.00	.00	300.00	50.0%	
322400 521300 TECHNICAL CONTRAC	18,000	0	18,000	4,724.82	.00	13,275.18	26.2%	
322400 522140 LAWN CARE CONTRAC	14,000	0	14,000	7,247.00	.00	6,753.00	51.8%	
322400 522210 BUILDING REPAIRS	42,000	0	42,000	23,582.59	1,133.35	17,284.06	58.8%	
322400 522230 VEHICLE REPAIRS &	3,000	0	3,000	2,815.92	147.88	36.20	98.8%	
322400 523500 TRAVEL	18,000	-6,000	12,000	4,977.52	327.00	6,695.48	44.2%	
322400 523600 DUES & FEES	3,000	0	3,000	324.08	.00	2,675.92	10.8%	
322400 523620 CREDIT CARD & BAN	1,000	0	1,000	.00	.00	1,000.00	.0%	
322400 523700 TRAINING & EDUCAT	32,000	6,000	38,000	31,070.56	.00	6,929.44	81.8%	
322400 531100 SUPPLIES - GENERA	3,000	0	3,000	2,728.56	.00	271.44	91.0%	
322400 531110 SUPPLIES - OFFICE	3,000	0	3,000	2,594.57	.00	405.43	86.5%	
322400 531120 UNIFORMS	4,000	0	4,000	940.60	.00	3,059.40	23.5%	
322400 531150 SUPPLIES - GROUND	3,000	0	3,000	3,000.00	.00	.00	100.0%	
322400 531155 SUPPLIES - BUILDI	28,000	0	28,000	18,320.51	56.72	9,622.77	65.6%	
322400 531200 UTILITIES	72,000	0	72,000	34,570.35	.00	37,429.65	48.0%	
322400 531250 OIL	1,000	0	1,000	.00	.00	1,000.00	.0%	
322400 531270 GASOLINE	8,500	0	8,500	5,811.44	.00	2,688.56	68.4%	
322400 531300 MEALS - FOOD	1,000	0	1,000	141.23	.00	858.77	14.1%	
322400 531600 SMALL EQUIPMENT <	11,500	0	11,500	4,534.00	.00	6,966.00	39.4%	
322400 531700 OTHER SUPPLIES	14,000	2,000	16,000	8,677.75	656.49	6,665.76	58.3%	
TOTAL PD SUPPORT SERVICES	1,521,500	2,000	1,523,500	957,207.89	2,321.44	563,970.67	63.0%	

## YEAR-TO-DATE BUDGET REPORT

FOR 2025 08								
ACCOUNTS FOR:	ORIGINAL	TRANFRS/	REVISED				AVAILABLE	PCT
0010 GENERAL FUND - OPERATING	APPROP	ADJSTMTS	BUDGET	YTD EXPENDED	ENCUMBRANCES		BUDGET	USED
322600 CUSTODY OF PRISONERS								
322600 523900 OTHER PURCHASED S	95,000	0	95,000	69,254.62	.00		25,745.38	72.9%
TOTAL CUSTODY OF PRISONERS	95,000	0	95,000	69,254.62	.00		25,745.38	72.9%
TOTAL GENERAL FUND - OPERATING	12,565,000	-77,100	12,487,900	7,421,064.79	7,215.65		5,059,619.56	59.5%
TOTAL EXPENSES	12,565,000	-77,100	12,487,900	7,421,064.79	7,215.65		5,059,619.56	



## YEAR-TO-DATE BUDGET REPORT

FOR 2025 08							
	ORIGINAL APPROP	TRANFRS/ ADJSTMTS	REVISED BUDGET	YTD EXPENDED	ENCUMBRANCES	AVAILABLE BUDGET	PCT USED
GRAND TOTAL	12,565,000	-77,100	12,487,900	7,421,064.79	7,215.65	5,059,619.56	59.5%
** END OF REPORT - Generated by Martha Lopez **							



# Dalton Fire Department

404 School Street, Dalton, GA 30720

Phone: 706-278-7363

## Breakdown by Incident Type

Report Period: 8/1/2025 - 8/31/2025 11:59:59 PM

Incident Type	Incidents	Exposures
311 Medical assist, assist EMS crew	192	0
611 Dispatched & canceled en route	24	0
322 Motor vehicle accident with injuries	19	0
745 Alarm system activation, no fire - unintentional	17	0
743 Smoke detector activation, no fire - unintentional	11	0
735 Alarm system sounded due to malfunction	11	0
622 No incident found on arrival at dispatch address	8	0
500 Service Call, other	8	0
412 Gas leak (natural gas or LPG)	7	0
324 Motor vehicle accident with no injuries.	5	0
553 Public service	5	0
651 Smoke scare, odor of smoke	4	0
551 Assist police or other governmental agency	3	0
733 Smoke detector activation due to malfunction	3	0
444 Power line down	3	0
445 Arcing, shorted electrical equipment	3	0
440 Electrical wiring/equipment problem, other	2	0
360 Water & ice-related rescue, other	2	0
323 Motor vehicle/pedestrian accident (MV Ped)	2	0
151 Outside rubbish, trash or waste fire	2	0
251 Excessive heat, scorch burns with no ignition	2	0
111 Building fire	2	0
113 Cooking fire, confined to container	2	0
131 Passenger vehicle fire	2	2

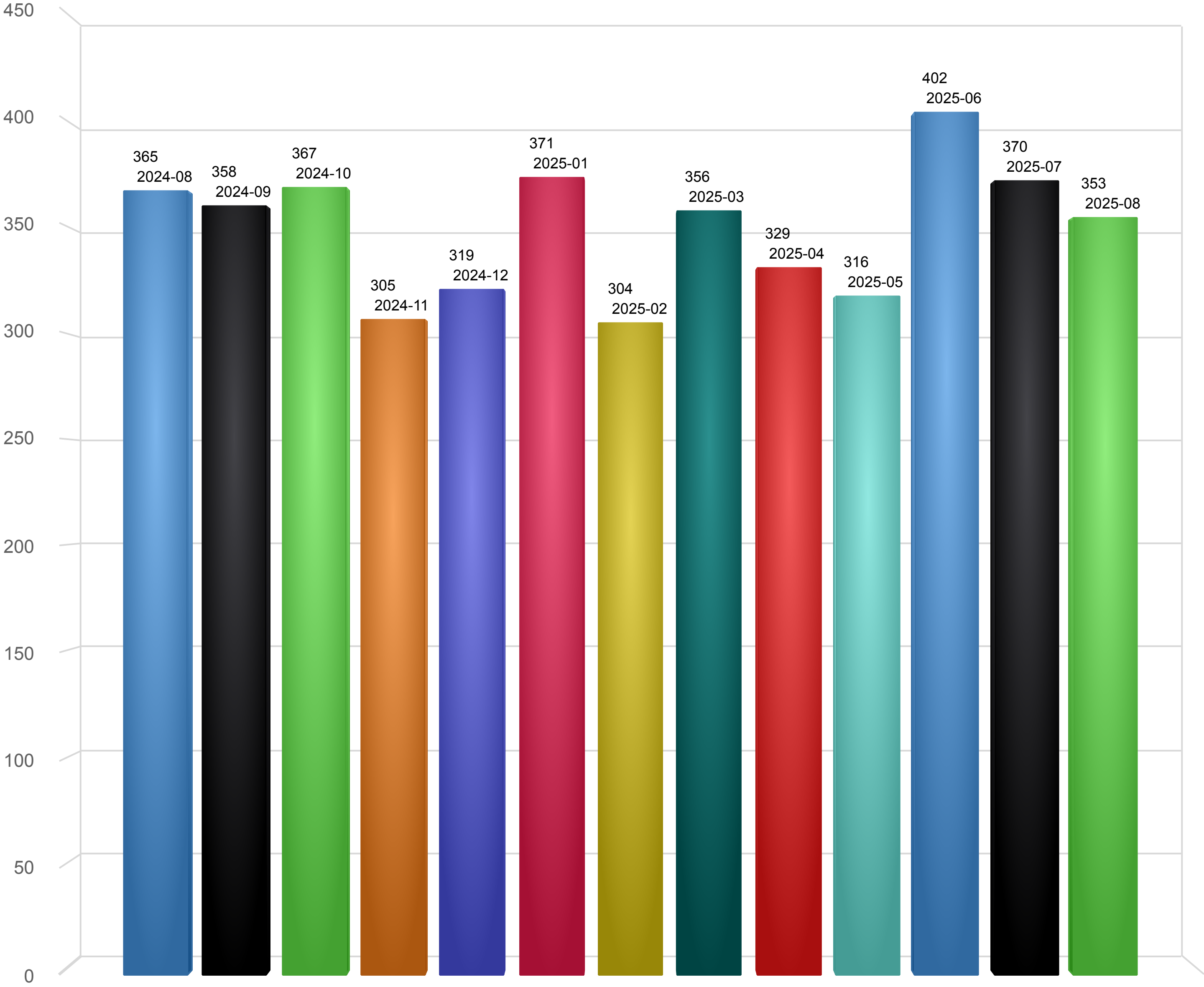
Incident Type	Incidents	Exposures
141 Forest, woods or wildland fire	1	0
143 Grass fire	1	0
118 Trash or rubbish fire, contained	1	0
411 Gasoline or other flammable liquid spill	1	0
424 Carbon monoxide incident	1	0
442 Overheated motor	1	0
741 Sprinkler activation, no fire - unintentional	1	0
744 Detector activation, no fire - unintentional	1	0
715 Local alarm system, malicious false alarm	1	0
731 Sprinkler activation due to malfunction	1	0
650 Steam, other gas mistaken for smoke, other	1	0
561 Unauthorized burning	1	0
600 Good intent call, other	1	0
520 Water problem, other	1	0

	Incidents	Exposures
<b>Total</b>	<b>353</b>	<b>2</b>

# Incidents by Months

08/01/2024-08/31/2025

- 2024-08
- 2024-09
- 2024-10
- 2024-11
- 2024-12
- 2025-01
- 2025-02
- 2025-03
- 2025-04
- 2025-05
- 2025-06
- 2025-07
- 2025-08



Incident Count

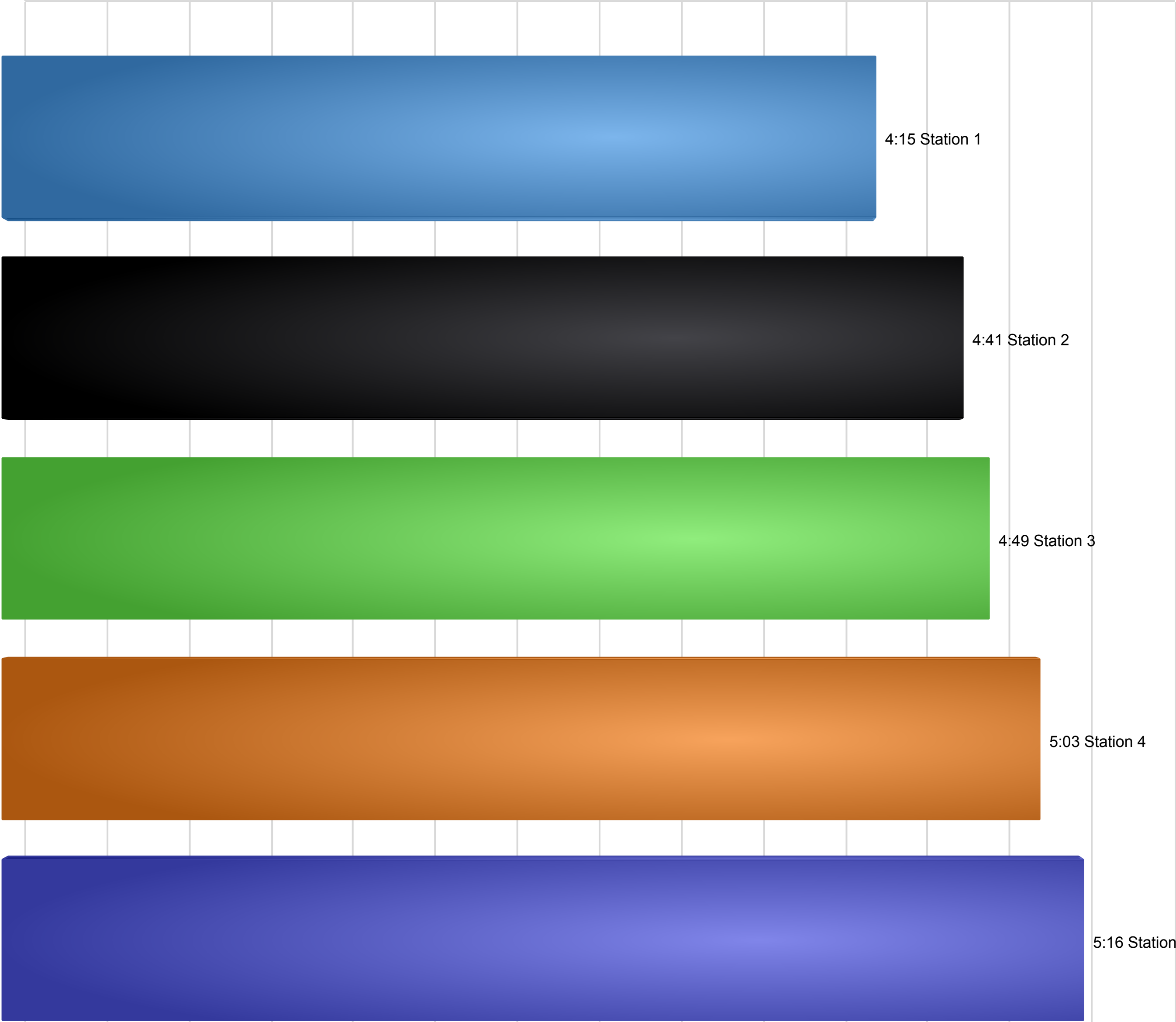
Total of Month: 4,515

- Station 1
- Station 2
- Station 3
- Station 4
- Station 5

# Average Response Time by Station

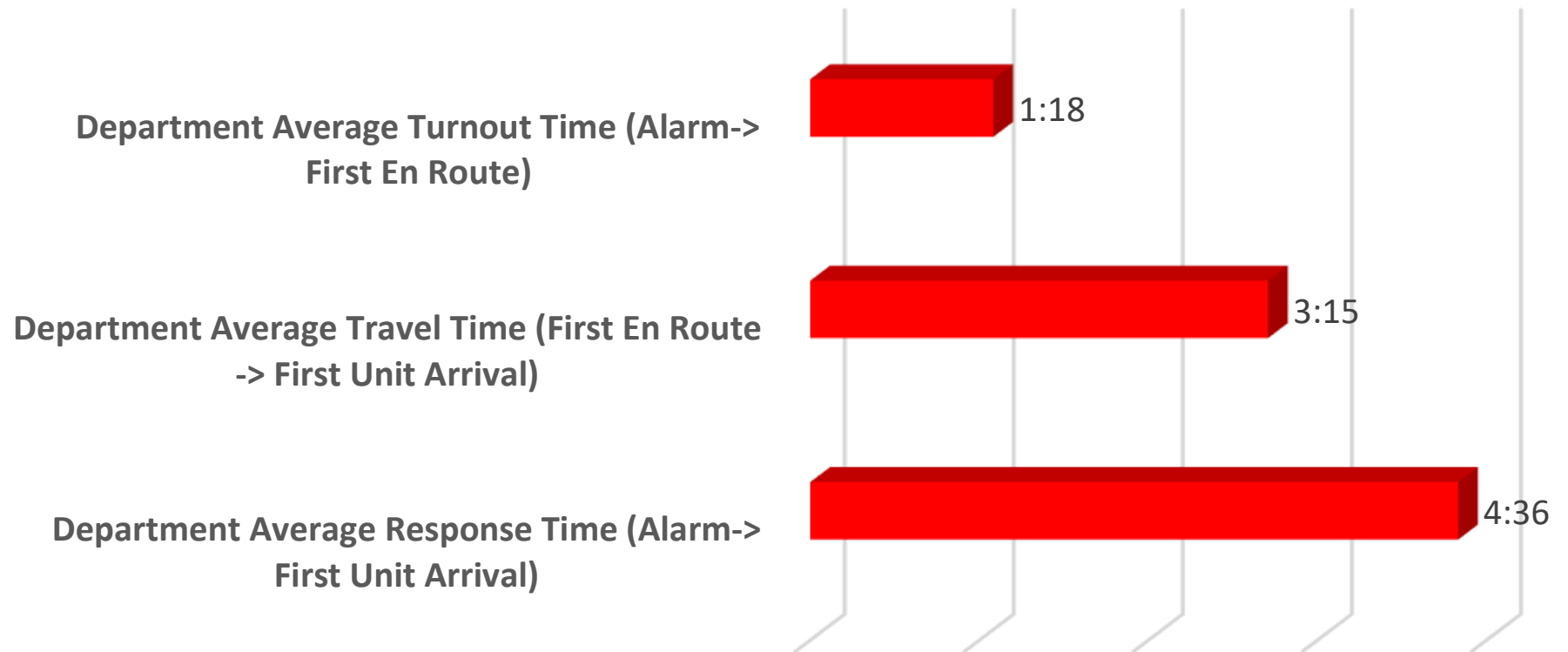
08/01/2024-08/31/2025

Response Time



Total of Station: 4:40

## Department Response Times





# Dalton Fire Department

404 School Street, Dalton, GA 30720

Phone: 706-278-7363

## Injuries and Property Loss

(Dates: 8/1/2025 - 8/31/2025 11:59:59 PM)

CODE	DESCRIPTOR	FREQ	FREQ %	EXPs	CIV DTHS	CIV DTHS %	CIV INJS	CIV INJS %	FF DTHS	FF DTHS %	FF INJS	FF INJS %	PROP LOSS	PROP LOSS %	CONT LOSS	CONT LOSS %	TOTAL LOSS	TOTAL LOSS %
111	Building fire	2	0.60%	0	0	0.00%	1	100.00%	0	0.00%	0	0.00%	100,200	78.77%	1,000	100.00%	101,200	78.94%
113	Cooking fire, confined to container	1	0.30%	0	0	0.00%	0	0.00%	0	0.00%	0	0.00%	0	0.00%	0	0.00%	0	0.00%
118	Trash or rubbish fire, contained	1	0.30%	0	0	0.00%	0	0.00%	0	0.00%	0	0.00%	0	0.00%	0	0.00%	0	0.00%
131	Passenger vehicle fire	2	0.60%	6	0	0.00%	0	0.00%	0	0.00%	0	0.00%	27,000	21.23%	0	0.00%	27,000	21.06%
141	Forest, woods or wildland fire	0	0.00%	0	0	0.00%	0	0.00%	0	0.00%	0	0.00%	0	0.00%	0	0.00%	0	0.00%
143	Grass fire	1	0.30%	0	0	0.00%	0	0.00%	0	0.00%	0	0.00%	0	0.00%	0	0.00%	0	0.00%
151	Outside rubbish, trash or waste fire	2	0.60%	0	0	0.00%	0	0.00%	0	0.00%	0	0.00%	0	0.00%	0	0.00%	0	0.00%
251	Excessive heat, scorch burns with no ignition	2	0.60%	0	0	0.00%	0	0.00%	0	0.00%	0	0.00%	0	0.00%	0	0.00%	0	0.00%
311	Medical assist, assist EMS crew	191	56.85%	0	0	0.00%	0	0.00%	0	0.00%	0	0.00%	0	0.00%	0	0.00%	0	0.00%

CODE	DESCRIPTOR	FREQ	FREQ %	EXPs	CIV DTHS	CIV DTHS %	CIV INJS	CIV INJS %	FF DTHS	FF DTHS %	FF INJS	FF INJS %	PROP LOSS	PROP LOSS %	CONT LOSS	CONT LOSS %	TOTAL LOSS	TOTAL LOSS %
322	Motor vehicle accident with injuries	16	4.76%	0	0	0.00%	0	0.00%	0	0.00%	0	0.00%	0	0.00%	0	0.00%	0	0.00%
323	Motor vehicle/pedestrian accident (MV Ped)	2	0.60%	0	0	0.00%	0	0.00%	0	0.00%	0	0.00%	0	0.00%	0	0.00%	0	0.00%
324	Motor vehicle accident with no injuries.	4	1.19%	0	0	0.00%	0	0.00%	0	0.00%	0	0.00%	0	0.00%	0	0.00%	0	0.00%
360	Water & ice-related rescue, other	2	0.60%	0	0	0.00%	0	0.00%	0	0.00%	0	0.00%	0	0.00%	0	0.00%	0	0.00%
411	Gasoline or other flammable liquid spill	1	0.30%	0	0	0.00%	0	0.00%	0	0.00%	0	0.00%	0	0.00%	0	0.00%	0	0.00%
412	Gas leak (natural gas or LPG)	7	2.08%	0	0	0.00%	0	0.00%	0	0.00%	0	0.00%	0	0.00%	0	0.00%	0	0.00%
424	Carbon monoxide incident	1	0.30%	0	0	0.00%	0	0.00%	0	0.00%	0	0.00%	0	0.00%	0	0.00%	0	0.00%
440	Electrical wiring/equipment problem, other	2	0.60%	0	0	0.00%	0	0.00%	0	0.00%	0	0.00%	0	0.00%	0	0.00%	0	0.00%
442	Overheated motor	1	0.30%	0	0	0.00%	0	0.00%	0	0.00%	0	0.00%	0	0.00%	0	0.00%	0	0.00%
444	Power line down	2	0.60%	0	0	0.00%	0	0.00%	0	0.00%	0	0.00%	0	0.00%	0	0.00%	0	0.00%
445	Arcing, shorted electrical equipment	3	0.89%	0	0	0.00%	0	0.00%	0	0.00%	0	0.00%	0	0.00%	0	0.00%	0	0.00%
500	Service Call, other	8	2.38%	0	0	0.00%	0	0.00%	0	0.00%	0	0.00%	0	0.00%	0	0.00%	0	0.00%



CODE	DESCRIPTOR	FREQ	FREQ %	EXPs	CIV DTHS	CIV DTHS %	CIV INJS	CIV INJS %	FF DTHS	FF DTHS %	FF INJS	FF INJS %	PROP LOSS	PROP LOSS %	CONT LOSS	CONT LOSS %	TOTAL LOSS	TOTAL LOSS %
520	Water problem, other	1	0.30%	0	0	0.00%	0	0.00%	0	0.00%	0	0.00%	0	0.00%	0	0.00%	0	0.00%
551	Assist police or other governmental agency	2	0.60%	0	0	0.00%	0	0.00%	0	0.00%	0	0.00%	0	0.00%	0	0.00%	0	0.00%
553	Public service	5	1.49%	0	0	0.00%	0	0.00%	0	0.00%	0	0.00%	0	0.00%	0	0.00%	0	0.00%
561	Unauthorized burning	1	0.30%	0	0	0.00%	0	0.00%	0	0.00%	0	0.00%	0	0.00%	0	0.00%	0	0.00%
600	Good intent call, other	1	0.30%	0	0	0.00%	0	0.00%	0	0.00%	0	0.00%	0	0.00%	0	0.00%	0	0.00%
611	Dispatched & canceled en route	20	5.95%	0	0	0.00%	0	0.00%	0	0.00%	0	0.00%	0	0.00%	0	0.00%	0	0.00%
622	No incident found on arrival at dispatch address	7	2.08%	0	0	0.00%	0	0.00%	0	0.00%	0	0.00%	0	0.00%	0	0.00%	0	0.00%
650	Steam, other gas mistaken for smoke, other	1	0.30%	0	0	0.00%	0	0.00%	0	0.00%	0	0.00%	0	0.00%	0	0.00%	0	0.00%
651	Smoke scare, odor of smoke	4	1.19%	0	0	0.00%	0	0.00%	0	0.00%	0	0.00%	0	0.00%	0	0.00%	0	0.00%
715	Local alarm system, malicious false alarm	1	0.30%	0	0	0.00%	0	0.00%	0	0.00%	0	0.00%	0	0.00%	0	0.00%	0	0.00%
731	Sprinkler activation due to malfunction	1	0.30%	0	0	0.00%	0	0.00%	0	0.00%	0	0.00%	0	0.00%	0	0.00%	0	0.00%
733	Smoke detector activation due to malfunction	3	0.89%	0	0	0.00%	0	0.00%	0	0.00%	0	0.00%	0	0.00%	0	0.00%	0	0.00%

CODE	DESCRIPTOR	FREQ	FREQ %	EXPs	CIV DTHS	CIV DTHS %	CIV INJS	CIV INJS %	FF DTHS	FF DTHS %	FF INJS	FF INJS %	PROP LOSS	PROP LOSS %	CONT LOSS	CONT LOSS %	TOTAL LOSS	TOTAL LOSS %
735	Alarm system sounded due to malfunction	11	3.27%	0	0	0.00%	0	0.00%	0	0.00%	0	0.00%	0	0.00%	0	0.00%	0	0.00%
741	Sprinkler activation, no fire - unintentional	1	0.30%	0	0	0.00%	0	0.00%	0	0.00%	0	0.00%	0	0.00%	0	0.00%	0	0.00%
743	Smoke detector activation, no fire - unintentional	9	2.68%	0	0	0.00%	0	0.00%	0	0.00%	0	0.00%	0	0.00%	0	0.00%	0	0.00%
744	Detector activation, no fire - unintentional	1	0.30%	0	0	0.00%	0	0.00%	0	0.00%	0	0.00%	0	0.00%	0	0.00%	0	0.00%
745	Alarm system activation, no fire - unintentional	16	4.76%	0	0	0.00%	0	0.00%	0	0.00%	0	0.00%	0	0.00%	0	0.00%	0	0.00%
<b>Totals</b>		336	100%	6	0	100%	1	100%	0	100%	0	100%	127,200	100%	1,000	100%	128,200	100%
<b>Mutual Aid Given Incidents</b>		17																

# **Training Division Monthly Report**

## **August 2025**

### **Overview**

Departmental training during the month included a Traffic Incident Management (TIM) Refresher and a Towing and Recovery Incentive Program (TRIP) overview. Seven members successfully completed the National Professional Qualifications (NPQ) Pumping Apparatus Driver/Operator course. Additional departmental training covered firefighter survival and flood water rescue, featuring personal protective equipment review and in-service training with the NRS Rescue Sled. Department-wide engine company drills were also conducted to reinforce operational readiness and crew coordination.

Company-level training focused on area familiarization, community risk reduction, fire hose operations, hazardous materials, structural search and rescue, driver/operator skills, and other officer-directed topics.

Multi-company training was conducted with the Whitfield County Fire Department, consisting of search and rescue and structure fire scenario exercises at acquired structures on Underwood Circle.

The Training and Prevention Division, supported by C Shift, delivered a cause and origin class for a forensics course at Dalton High School.

Total training hours for the month: 2,853.

### **Outside Schools**

Swiftwater Rescue Technician – Cartersville Fire Department

Swiftwater Rescue Refresher – Gwinnett County Fire Department at Six Flags Over Georgia, Austell, GA

Technical Rescue Core Qualifications – GPSTC, Forsyth

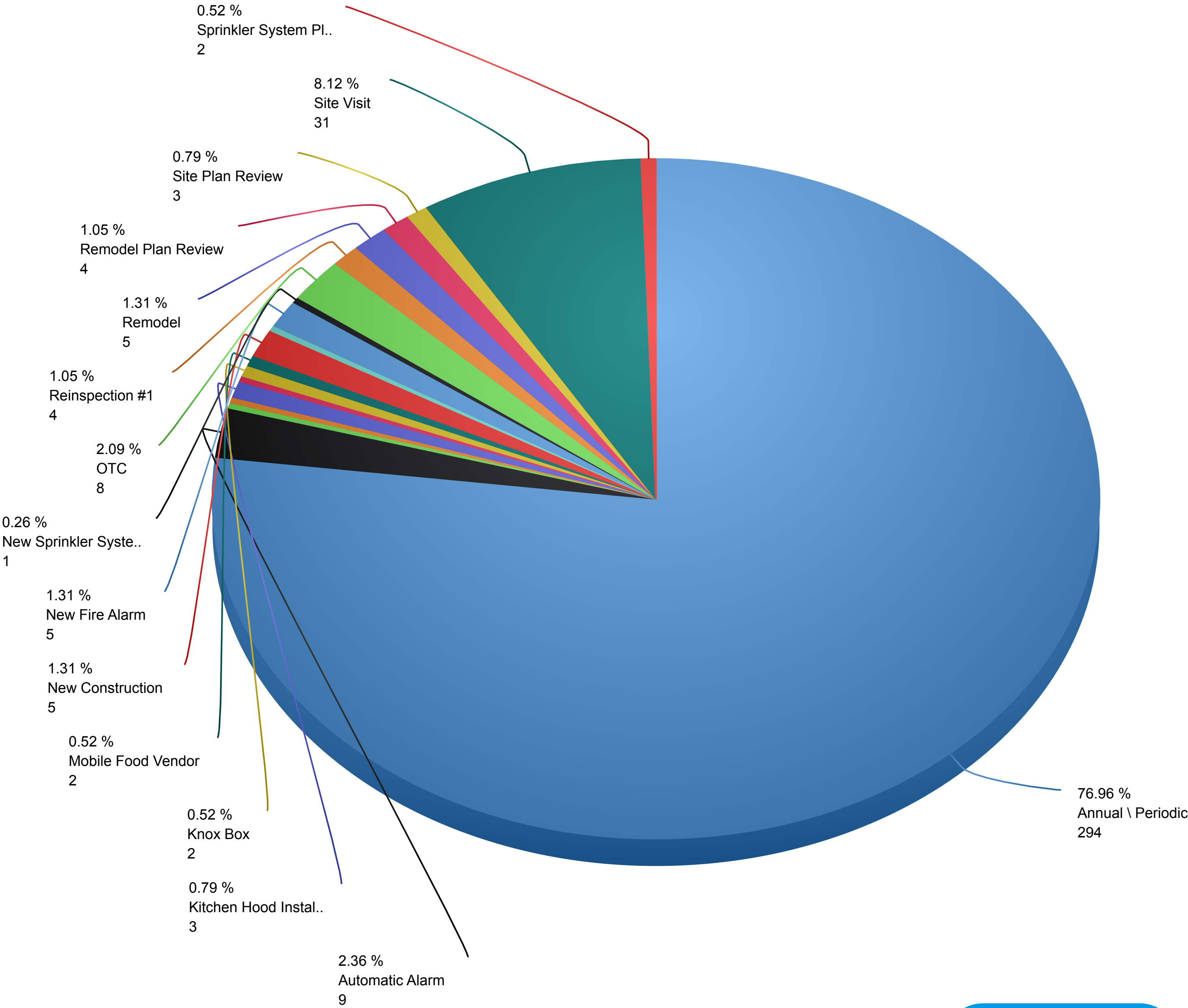
Life Safety Code – GPSTC, hosted by Cherokee County, GA

Rail Car Incident Response for Ethanol, Crude, and Other Flammable Liquids – Cohutta Police Department

# Inspection Visit History by Inspection Type

08/01/2025-08/31/2025

- Annual \ Periodic
- Automatic Alarm
- Fire Alarm Plan Review
- Fireworks Display
- Kitchen Hood Installation
- Kitchen Hood Plan Review
- Knox Box
- Mobile Food Vendor
- New Construction
- New Construction Plan Review
- New Fire Alarm
- New Sprinkler System
- OTC
- Reinspection #1
- Remodel
- Remodel Plan Review
- Site Plan Review
- Site Visit
- Sprinkler System Plan Review



Total of Inspection Type: 382

## YEAR-TO-DATE BUDGET REPORT

08/31/2025

FOR 2025 08

ACCOUNTS FOR: 0010 GENERAL FUND - OPERATING	ORIGINAL APPROP	TRANFRS/ ADJSTMTS	REVISED BUDGET	YTD EXPENDED	ENC/REQ	AVAILABLE BUDGET	PCT USED
350000 511100 WAGES REG	6,800,000	0	6,800,000	4,246,420.03	.00	2,553,579.97	62.4%
350000 511300 WAGES - OT	524,000	0	524,000	309,529.43	.00	214,470.57	59.1%
350000 512100 GROUP INS	1,130,000	0	1,130,000	744,689.50	.00	385,310.50	65.9%
350000 512110 PTST INS	14,500	0	14,500	12,597.50	.00	1,902.50	86.9%
350000 512200 FICA & MED	566,000	0	566,000	345,180.05	.00	220,819.95	61.0%
350000 512401 RETDCP	520,000	0	520,000	330,353.45	.00	189,646.55	63.5%
350000 512402 RET DBP	858,000	0	858,000	521,729.29	.00	336,270.71	60.8%
350000 512403 RET STATE	29,000	0	29,000	18,775.00	.00	10,225.00	64.7%
350000 512700 WORKERS CO	114,800	0	114,800	76,800.00	.00	38,000.00	66.9%
350000 512850 OPEB	199,000	0	199,000	91,636.69	.00	107,363.31	46.0%
350000 512900 OTHER EMPL	44,200	0	44,200	25,837.47	.00	18,362.53	58.5%
350000 512915 CLEANING A	50,500	0	50,500	2,627.88	.00	47,872.12	5.2%
350000 512950 FD CANCER	19,000	-2,455	16,545	16,280.00	.00	265.00	98.4%
350000 513100 HISTORICAL	-214,000	0	-214,000	.00	.00	-214,000.00	.0%
350000 521200 P	0	2,455	2,455	2,453.00	.00	2.00	99.9%
350000 522140 LAWN CARE	5,500	0	5,500	2,912.00	.00	2,588.00	52.9%
350000 522210 BUILD R&M	68,000	0	68,000	37,715.17	2,536.93	27,747.90	59.2%
350000 522220 EQ REPAIRS	32,000	0	32,000	15,178.11	901.59	15,920.30	50.2%
350000 522220 APPA MTN APP	125,000	0	125,000	81,027.28	3,462.55	40,510.17	67.6%
350000 522320 RENT EQUIP	4,000	0	4,000	2,146.02	.00	1,853.98	53.7%
350000 523100 INSURANCE	108,500	-32,000	76,500	67,995.73	.00	8,504.27	88.9%
350000 523200 COMMUNICAT	37,000	0	37,000	19,248.16	648.15	17,103.69	53.8%
350000 523500 TRAVEL	20,000	0	20,000	5,888.54	.00	14,111.46	29.4%
350000 523600 DUES	6,000	0	6,000	685.00	2,550.00	2,765.00	53.9%
350000 523630 RADIO SUBC	12,000	0	12,000	10,592.70	.00	1,407.30	88.3%
350000 523640 VEHICLE IM	1,000	0	1,000	700.00	.00	300.00	70.0%
350000 523700 TRAINING	28,000	0	28,000	15,443.37	2,741.49	9,815.14	64.9%
350000 523920 SOFT LIC	22,000	0	22,000	20,070.01	.00	1,929.99	91.2%
350000 531100 SUP GENERA	25,000	0	25,000	7,935.68	166.10	16,898.22	32.4%
350000 531110 SUP OFFICE	4,000	0	4,000	1,749.59	78.24	2,172.17	45.7%
350000 531120 UNIFORMS	150,000	0	150,000	131,255.22	116.34	18,628.44	87.6%
350000 531150 SUP GROUND	3,000	0	3,000	.00	.00	3,000.00	.0%
350000 531200 UTILITIES	145,000	0	145,000	95,855.55	.00	49,144.45	66.1%
350000 531240 BOTTLE GAS	0	4,000	4,000	2,144.55	.00	1,855.45	53.6%
350000 531250 OIL	6,000	0	6,000	5,035.82	.00	964.18	83.9%
350000 531270 GASOLINE	17,000	-1,500	15,500	9,144.79	.00	6,355.21	59.0%
350000 531275 DIESEL	63,000	-2,500	60,500	30,423.41	.00	30,076.59	50.3%
350000 531300 MEALS FOOD	2,000	0	2,000	651.55	27.45	1,321.00	34.0%
350000 531600 SMALL EQUI	30,000	0	30,000	1,099.00	1,390.50	27,510.50	8.3%
350000 531700 OTHER SUPP	15,000	0	15,000	2,571.80	73.36	12,354.84	17.6%
350000 531700 HAZM OTHER SUPP	12,000	0	12,000	7,820.69	-255.54	4,434.85	63.0%
350000 531700 SAFET OTHER SUPP	5,000	0	5,000	3,539.67	1,365.64	94.69	98.1%
350000 542500 OTHER EQUI	4,000	0	4,000	3,615.69	249.99	134.32	96.6%

ACCOUNTS FOR: 0010 GENERAL FUND - OPERATING	ORIGINAL APPROP	TRANFRS/ ADJSTMTS	REVISED BUDGET	YTD EXPENDED	ENC/REQ	AVAILABLE BUDGET	PCT USED
TOTAL GENERAL FUND - OPERATING	11,605,000	-32,000	11,573,000	7,327,354.39	16,052.79	4,229,592.82	63.5%
TOTAL EXPENSES	11,605,000	-32,000	11,573,000	7,327,354.39	16,052.79	4,229,592.82	