



**PUBLIC SAFETY COMMISSION MEETING  
TUESDAY, JUNE 17, 2025  
8:30 AM  
DALTON CITY HALL - COUNCIL CHAMBERS**

**A G E N D A**

**Call to Order**

**Agenda Approval**

**Public Commentary**

**Approval of Minutes**

[1.](#) May 20, 2025

**Alcohol Application Review**

[2.](#) (2) 2025 New Alcohol Applications for Review

**Police Department**

[3.](#) Crime and Crash Statistics May 2025

[4.](#) Financial Statistics May 2025

**Fire Department**

[5.](#) Statistical Report for May 2025

6. Financial Report for May 2025

**Alcohol Violation Hearing**

7. Owner: Renee Solis Torees  
D/B/A: Discoteque El VEneno  
600 MLk Jr. Blvd. Suite A.

**Adjournment**

CITY OF DALTON  
PUBLIC SAFETY COMMISSION  
MINUTES  
MAY 20, 2025

The regular meeting for the Public Safety Commission was held today at the Dalton City Hall Council Chambers. Present were Chairman Truman Whitfield, Commissioners Alex Brown via Zoom, Lane Jackson, Mayor Annalee Sams, Fire Chief Matt Daniel, Police Chief Cliff Cason, City Attorney Jonathan Bledsoe, City Administrator Andrew Parker and Assistant City Administrator Todd Pangle. Commissioner Terry Mathis was absent.

AGENDA APPROVAL

On the motion of Mayor Sams, second Commissioner Jackson, the Commission approved the agenda as presented.

PERSONNEL MATTERS

Fire Department – Certificate of Recognition USAR Deployment

Fire Chief Matt Daniel recognized Captain Jason Harris and Firefighter Byran Miranda for their outstanding performance during the Georgia Search & Rescue Task Force 6 flood water rescue deployment to central Kentucky on April 2025.

Police Department – 2024 Traffic Safety Officer of the Year

Sergeant David Saylors recognized Officer Ruben Ruiz as the recipient of the 2024 Traffic Officer of the Year Award.

Police Department – April 2025 Employee of the Month

Chief Cliff Cason recognized Detective Ben Ridley as the recipient of the Employee of the Month for April, 2025. Chief Cason stated the selection was based off outstanding work on multiple cases dealing with the apprehension of a suspect in a string of entering autos.

PUBLIC COMMENTARY

Mr. Harry Patel, a local liquor store business owner shared with the Commission his concerns about the many liquor stores in the City of Dalton and asked if the Commission would look into setting a cap on the number of licensed package liquor store licenses. The Commission informed Mr. Patel that they would look into it and work with the appropriate City staff.

MINUTES

The Commissioners were presented written copies of the regular meeting minutes of April 15, 2025. On the motion of Mayor Sams, second Commissioner Jackson, the minutes were approved as presented. The vote was unanimous in favor.

ALCOHOL APPLICATION REVIEW

On the motion of Mayor Sams, second Commissioner Jackson, the Commission gave a positive recommendation to the following new alcohol application. The Mayor & Council will vote on the application at the next meeting. The vote was unanimous in favor.

- |                    |   |
|--------------------|---|
| 1. Business Owner: | The Bargain Barn, Inc.                    |
| d/b/a:             | United Grocery Outlet #9                  |
| Applicant:         | Salma Cuna                                |
| Business Address:  | 918 Glenwood Ave.                         |
| License Type:      | Package Beer, Package Wine (Retail Store) |
| Disposition:       | New                                       |

On the motion of Mayor Sams, second Commissioner Jackson, the Commission gave a positive recommendation to the following new alcohol application. The Mayor & Council will vote on the application at the next meeting. The vote was unanimous in favor.

- |                    |                                    |
|--------------------|------------------------------------|
| 2. Business Owner: | Dejavu Club, LLC                   |
| d/b/a:             | Dejavu                             |
| Applicant:         | Maria Vargas Esquivel              |
| Business Address:  | 224 N. Hamilton St.                |
| License Type:      | Pouring Beer, Pouring Liquor (Bar) |
| Disposition:       | New                                |

## POLICE DEPARTMENT

### Crime and Crash Statistics for April 2025

Chief Cliff Cason gave a written and oral summary of the Crime and Crash Statistical Reports for the month of April 2025. As noted in the written summary, Chief Cason reported the Year to Date Part I crimes are approximately 28.02% lower, Part II crimes are approximately 18% lower, violent crimes are approximately 12.9% lower, and Property Crimes are approximately 29.6% lower when compared to the past 5-year average. Chief Cason further reported there were 118 non-private property crashes reported for the month, no change from previous month.

On the motion of Mayor Sams, second Commissioner Jackson, the April Crime and Crash statistic report was approved. The complete report in its entirety is a part of these minutes. The vote was unanimous in favor.

### Financial Statistics for April 2025

Chief Cliff Cason presented the Financial Report for all divisions within the Dalton Police Department for the month of April 2025. Chief Cason reported the department has expended 28.4% of the budget and is on track for the remainder of FY 2025.

On the motion of Commissioner Jackson, second Mayor Sams, the financial report was approved. The complete report in its entirety is a part of these minutes. The vote was unanimous in favor.

## FIRE DEPARTMENT

### Monthly Statistical Report – April 2025

Fire Chief Matt Daniel presented the April 2025 Statistical Report to the Commission. Chief Daniel outlined details of the complete report, which included the Incident Report with 329 Total Responses, Incidents by Staff hours, Incidents by Months and Stations, Average Response Time, Average Turnout Time, Average Travel Time, Injury and Property Loss, Training Division Monthly Report, and the Inspection Summary.

On the motion of Mayor Sams, second Commissioner Jackson, the Commissioners approved the Statistical Report for the Fire Department. A copy of the report is a part of these minutes. The vote was unanimous in favor.

### Monthly Financial Report – April 2025

Fire Chief Matt Daniel presented the Financial Report for the month of April 2025 to the Commission. Chief Daniel stated the department has expended 30% of the budget, and is on track for the remainder of FY 2025.

On the motion Mayor Sams, second Commissioner Jackson, the Commissioners approved the Financial Report for the Fire Department. A copy of the report is a part of these minutes. The vote was unanimous in favor.

ADJOURNMENT

There being no further business to come before the Commissioners, on the motion of Commissioner Brown, second Mayor Sams, the meeting was adjourned at 9:33 a.m.

\_\_\_\_\_  
Truman Whitfield, Chairman

ATTEST:

\_\_\_\_\_  
Alex Brown, Secretary

**2025 ALCOHOL BEVERAGE APPLICATION REVIEW/APPROVAL**

**PSC MEETING – TUESDAY JUNE 17, 2025**

**M&C MEETING – JULY 7, 2025**

**(2) 2025 ALCOHOL APPLICATION(S)**

1. Business Owner: GG Dalton Holdings, LLC  
d/b/a: Courtyard Dalton  
Applicant: Anish Govan  
Business Address: 785 College Dr.  
License Type: Pouring Beer, Wine, Liquor (Hotel)  
Disposition: New  
Staff Comments: None. Have approvals from Fire Department, Code Enforcement and City Attorney's Office

PSC Recommendation: ☐ Approve ☐ Deny | Stipulation(s): \_\_\_\_\_

2. Business Owner: KC and Brothers, LLC  
d/b/a: Dalton Food Mart  
Applicant: Sunil KC  
Business Address: 1002 Underwood St.  
License Type: Package Beer, Wine (Retail Store)  
Disposition: New  
Staff Comments: None. Have approvals from Fire Department, Code Enforcement and City Attorney's Office

PSC Recommendation: ☐ Approve ☐ Deny | Stipulation(s): \_\_\_\_\_



# Dalton Police Department Public Safety Commission Meeting

June 17, 2025

## TABLE OF CONTENTS

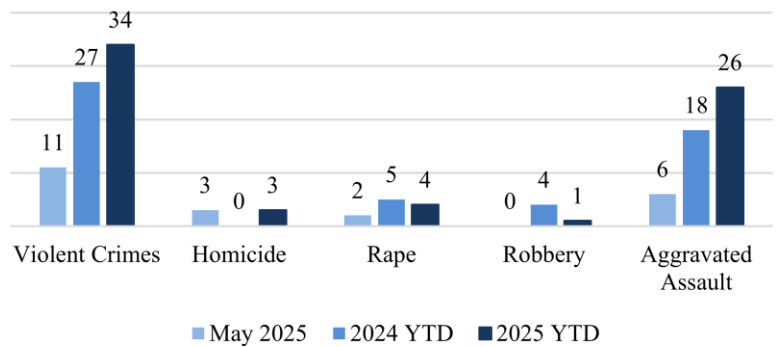
### CRIME STATISTICS

### CRASH STATISTICS

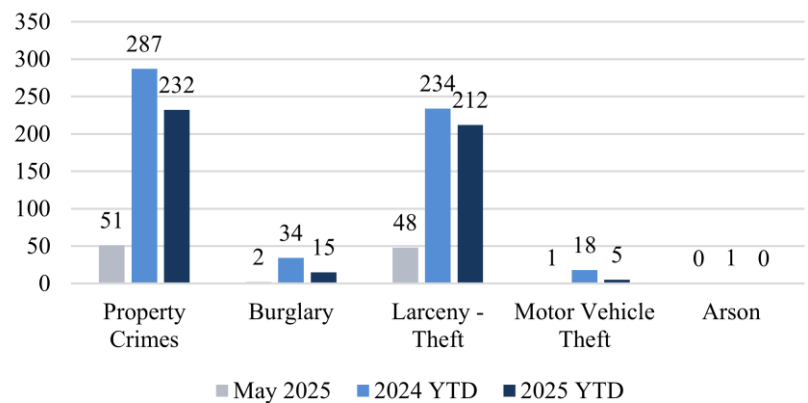
### FINANCIAL STATISTICS

## MAY 2025

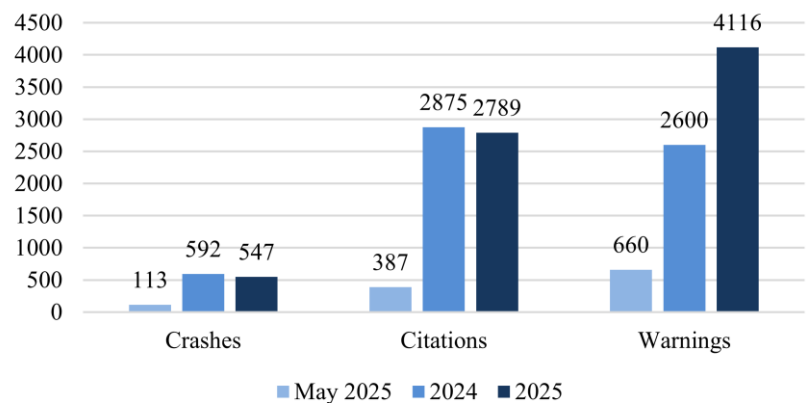
### Violent Crimes



### Property Crimes



### Traffic





# PART 1 CRIMES

## May 2025

Total Part 1 Crimes			2024 YTD	2025 YTD	YTD Change
			314	266	-15.29%
Violent Crimes		Current	2024 YTD	2025 YTD	YTD Change
		11	27	34	25.93%
Homicide		3	0	3	0.00%
25-002891/25-002875	5/23/2025	1805 Shadow Ln / 1320 E Morris St			
A male subject is believed to have shot and killed his wife at 1320 E Morris St then travelled to 1805 Shadow Ln where he shot and killed his girlfriend and then himself. The case is under investigation.					
25-002765	5/19/2025	120 Scenic Valley Pl			
A male subject was shot and killed during an incident at this location.					
Rape		2	5	4	-20.00%
Robbery		0	4	1	-75.00%
Aggravated Assault		6	18	26	44.44%
25-002874	5/23/2025	104 E Morris St			
A male subject was arrested after driving aggressively then firing a handgun after being confronted about his reckless driving.					
25-002682	5/14/2025	623 Charles St			
Multiple juveniles were involved in a disturbance at this location. One of the juveniles was stabbed with a knife and taken to the hospital. Multiple firearms were recovered during the investigation. This case is currently active.					
Property Crimes		Current	2024 YTD	2025 YTD	YTD Change
		51	287	232	-19.16%
Burglary		2	34	15	-55.88%
Larceny-Theft		48	234	212	-9.40%
Motor Vehicle Theft		1	18	5	-72.22%
Arson		0	1	0	-100.00%

There were 62 Part 1 crimes in May 2025. That is an increase of approximately 5.08% compared to 59 in May 2024. Total Part 1 crimes YTD have decreased by approximately 15.3% when compared to 2024.

Violent crimes have increase by approximately 25.93% when compared to 2024. There have been 34 violent crimes YTD 2025 compared to 27 in 2024.

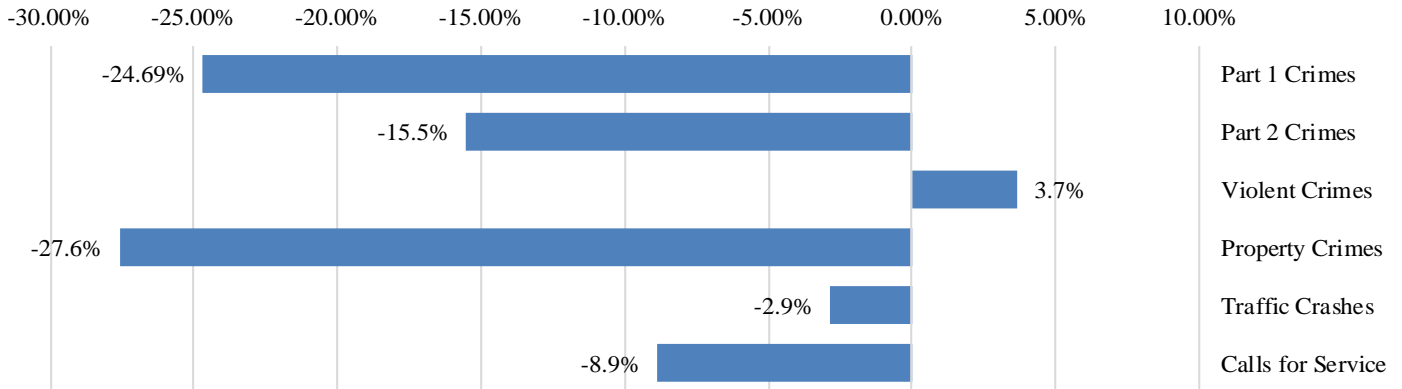
Property crimes have decreased by 19.16% when compared to 2024. All categories of property crimes have shown a decrease YTD compared to 2024.



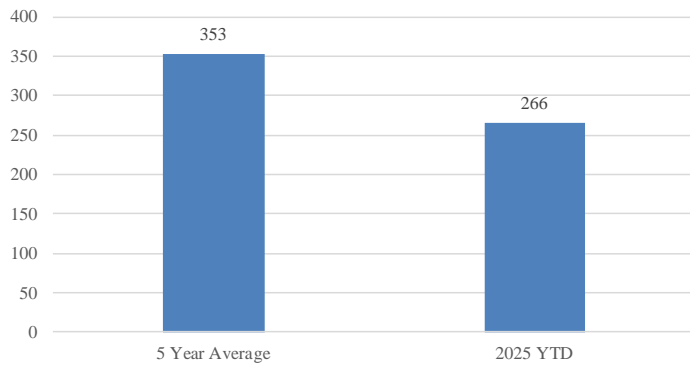
# FIVE-YEAR AVERAGE

## May 2025

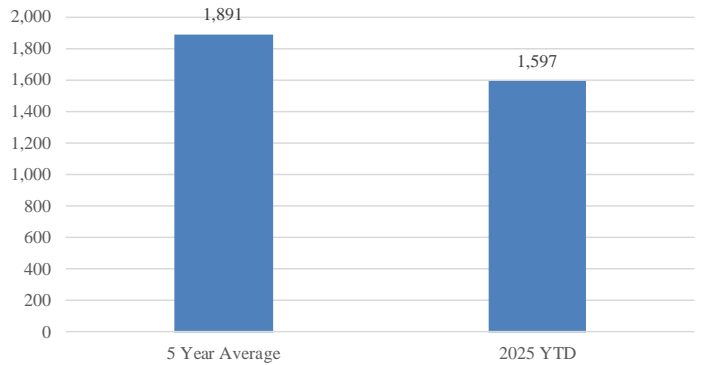
2025 YTD Compared to 5-Year Average



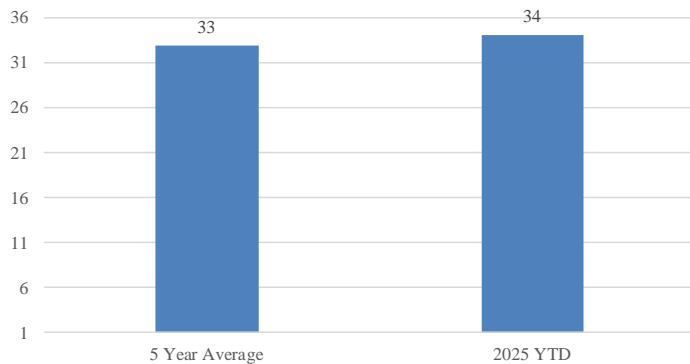
Part 1 Crimes



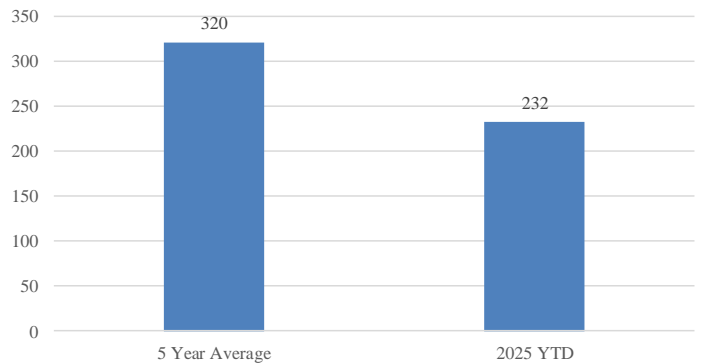
Part 2 Crimes



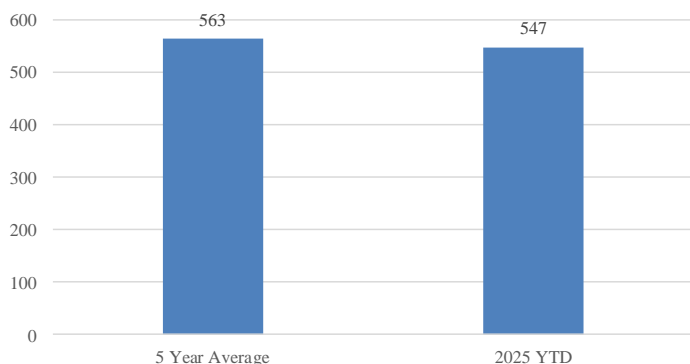
Violent Crimes



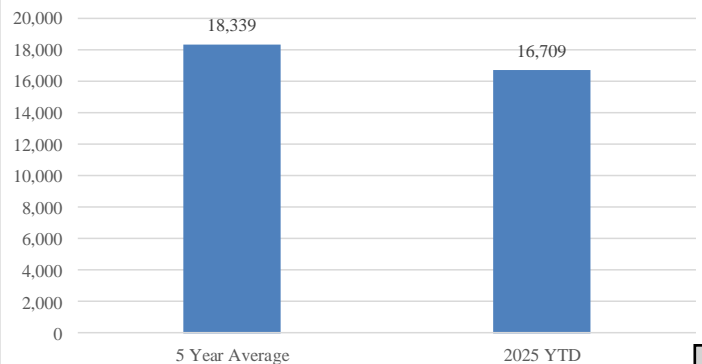
Property Crimes



Traffic Crashes



Calls For Service







# CRASH STATISTICS

## May 2025

Traffic crashes decreased when compared to April 2025. Year to date crashes have decreased by approximately 7.6%. Angle collisions were the most frequent crash types. Following too closely was the most frequent contributing factor. Walnut Ave had the highest number of crashes. Glenwood Ave had the highest number of injuries.

	Current	Previous	Change	YTD 2025	YTD 2024	Change
	113	118	-4.2%	547	592	-7.6%
Injury Crashes	Total	Complaint	Minor	Serious	Fatality	Multiple
	26	19	5	2	0	5
Total Injuries	34					
DUI Crashes	Speed Crashes	Distracted Crashes		Following Too Closely Crashes		
2	6	12		22		
Day of the Week	Total				Time of Day	Total
Monday	16				0000 - 0559	4
Tuesday	17				0600 - 0859	16
Wednesday	18				0900 - 1059	8
Thursday	20				1100 - 1359	22
Friday	22				1400 - 1559	22
Saturday	9				1600 - 1859	23
Sunday	11				1900 - 2159	11
					2200 - 2359	7
Collision Type	Total				Contributing Factors	
Angle	44				Total	
Rear End	40				Following too Closely	22
Sideswipe-Same Direction	18				Failure to Yield	20
Collision with an Object	11				Improper Lane Change	14
					Distracted	12

	Traffic Stops	Warnings	Citations
May 2025	878	660	387
2025 YTD	5823	4116	2789
2024 YTD	5076	2600	2875



# **FINANCIAL STATISTICS**

## **May 2025**

### **SUMMARY OF THE FINANCIAL STATUS THROUGH MAY 2025**

The police department budget for FY 2025 is now in its implementation, and we have expended approximately 38.3% of our 2025 budget through May. Currently, we believe there will be sufficient funds to accomplish our 2025 goals and meet the needs of the department.

## YEAR-TO-DATE BUDGET REPORT

FOR 2025 99									
ACCOUNTS FOR:	GENERAL FUND - OPERATING	ORIGINAL APPROP	TRANFRS/ ADJSTMTS	REVISED BUDGET	YTD EXPENDED	ENCUMBRANCES	AVAILABLE BUDGET	PCT USED	
<b>321000 PD ADMINISTRATION</b>									
321000 511100	WAGES - REGULAR	577,000	0	577,000	228,804.95	.00	348,195.05	39.7%	
321000 511300	WAGES - OVERTIME	1,000	0	1,000	76.17	.00	923.83	7.6%	
321000 512100	GROUP INSURANCE	52,000	0	52,000	21,689.20	.00	30,310.80	41.7%	
321000 512110	PTSD INSURANCE	13,700	0	13,700	6,374.00	.00	7,326.00	46.5%	
321000 512200	FICA & MEDICARE	44,500	0	44,500	18,214.60	.00	26,285.40	40.9%	
321000 512401	RETIREMENT DCP	17,500	0	17,500	7,275.40	.00	10,224.60	41.6%	
321000 512402	RETIREMENT DBP	157,500	0	157,500	66,781.95	.00	90,718.05	42.4%	
321000 512403	RETIREMENT STATE	1,700	0	1,700	525.00	.00	1,175.00	30.9%	
321000 512700	WORKERS COMPENSAT	10,000	0	10,000	5,002.00	.00	4,998.00	50.0%	
321000 512850	OPEB FUNDING	114,700	0	114,700	43,521.34	.00	71,178.66	37.9%	
321000 512900	OTHER EMPLOYEE BE	3,600	0	3,600	1,444.28	.00	2,155.72	40.1%	
321000 512915	CLEANING ALLOWANC	2,400	0	2,400	143.75	28.50	2,227.75	7.2%	
321000 512916	CLOTHING ALLOWANC	2,400	0	2,400	.00	.00	2,400.00	.0%	
321000 521200	PROFESSIONAL CONT	0	3,000	3,000	1,685.00	.00	1,315.00	56.2%	
321000 521300	TECHNICAL CONTRAC	4,000	-3,000	1,000	.00	.00	1,000.00	.0%	
321000 522220	EQUIPMENT MAINT &	5,000	0	5,000	2,438.18	.00	2,561.82	48.8%	
321000 522230	VEHICLE REPAIRS &	4,000	0	4,000	.00	.00	4,000.00	.0%	
321000 522320	RENTAL - EQUIPMEN	9,000	0	9,000	1,901.95	1,035.00	6,063.05	32.6%	
321000 523100	INSURANCE COMMERC	236,500	-85,000	151,500	140,979.76	.00	10,520.24	93.1%	
321000 523200	COMMUNICATIONS	50,000	0	50,000	20,318.55	2,897.48	26,783.97	46.4%	
321000 523210	POSTAGE	4,500	0	4,500	435.92	.00	4,064.08	9.7%	
321000 523400	PRINTING & BINDIN	3,000	0	3,000	1,007.00	.00	1,993.00	33.6%	
321000 523500	TRAVEL	14,000	0	14,000	3,298.67	816.00	9,885.33	29.4%	
321000 523600	DUES & FEES	5,000	0	5,000	1,953.98	.00	3,046.02	39.1%	
321000 523630	RADIO SUBSCRIBER F	29,000	0	29,000	23,155.20	.00	5,844.80	79.8%	
321000 523700	TRAINING & EDUCAT	8,000	0	8,000	2,748.54	125.00	5,126.46	35.9%	
321000 523850	CONTRACT LABOR	5,000	0	5,000	.00	.00	5,000.00	.0%	
321000 523920	SOFTWARE LICENSES	190,000	0	190,000	121,075.95	.00	68,924.05	63.7%	
321000 531100	SUPPLIES - GENERA	1,000	0	1,000	61.42	.00	938.58	6.1%	
321000 531110	SUPPLIES - OFFICE	2,000	0	2,000	280.89	.00	1,719.11	14.0%	
321000 531250	OIL	1,000	0	1,000	.00	.00	1,000.00	.0%	
321000 531270	GASOLINE	7,000	0	7,000	1,821.15	.00	5,178.85	26.0%	
321000 531300	MEALS - FOOD	2,000	0	2,000	19.57	.00	1,980.43	1.0%	
321000 531600	SMALL EQUIPMENT <	2,000	0	2,000	.00	.00	2,000.00	.0%	
321000 531700	OTHER SUPPLIES	2,000	0	2,000	102.97	.00	1,897.03	5.1%	
321000 572000	PAYMENT TO OTHER	0	5,400	5,400	5,321.50	.00	78.50	98.5%	
TOTAL PD ADMINISTRATION		1,582,000	-79,600	1,502,400	728,458.84	4,901.98	769,039.18	48.8%	

## YEAR-TO-DATE BUDGET REPORT

FOR 2025 99								
ACCOUNTS FOR:	ORIGINAL	TRANFRS/	REVISED				AVAILABLE	PCT
0010 GENERAL FUND - OPERATING	APPROP	ADJSTMTS	BUDGET	YTD EXPENDED	ENCUMBRANCES	BUDGET	USED	
322100 PD CRIMINAL INVESTIGATION DIV								
322100 511100 WAGES - REGULAR	1,340,000	0	1,340,000	533,818.71	.00	806,181.29	39.8%	
322100 511300 WAGES - OVERTIME	51,000	0	51,000	6,646.51	.00	44,353.49	13.0%	
322100 512100 GROUP INSURANCE	232,000	0	232,000	75,461.62	.00	156,538.38	32.5%	
322100 512200 FICA & MEDICARE	106,000	0	106,000	42,178.71	.00	63,821.29	39.8%	
322100 512401 RETIREMENT DCP	79,000	0	79,000	31,027.15	.00	47,972.85	39.3%	
322100 512402 RETIREMENT DBP	223,000	0	223,000	98,504.07	.00	124,495.93	44.2%	
322100 512403 RETIREMENT STATE	6,500	0	6,500	2,520.00	.00	3,980.00	38.8%	
322100 512700 WORKERS COMPENSAT	30,000	0	30,000	15,000.00	.00	15,000.00	50.0%	
322100 512900 OTHER EMPLOYEE BE	8,500	0	8,500	3,229.62	.00	5,270.38	38.0%	
322100 512915 CLEANING ALLOWANC	4,000	0	4,000	1,065.00	241.50	2,693.50	32.7%	
322100 512916 CLOTHING ALLOWANC	9,000	0	9,000	.00	.00	9,000.00	.0%	
322100 522220 EQUIPMENT MAINT &	3,500	0	3,500	.00	.00	3,500.00	.0%	
322100 522230 VEHICLE REPAIRS &	7,000	2,500	9,500	2,614.81	25.00	6,860.19	27.8%	
322100 523500 TRAVEL	20,000	0	20,000	5,108.44	.00	14,891.56	25.5%	
322100 523600 DUES & FEES	5,000	0	5,000	684.08	300.00	4,015.92	19.7%	
322100 523700 TRAINING & EDUCAT	19,000	0	19,000	4,176.20	.00	14,823.80	22.0%	
322100 523900 PEPI OTHER PURCHAS	25,500	0	25,500	.00	.00	25,500.00	.0%	
322100 531100 SUPPLIES - GENERA	3,000	0	3,000	596.24	.00	2,403.76	19.9%	
322100 531110 SUPPLIES - OFFICE	4,000	0	4,000	1,060.68	.00	2,939.32	26.5%	
322100 531250 OIL	2,500	0	2,500	.00	.00	2,500.00	.0%	
322100 531270 GASOLINE	20,000	0	20,000	5,553.23	29.44	14,417.33	27.9%	
322100 531300 MEALS - FOOD	1,000	0	1,000	.00	.00	1,000.00	.0%	
322100 531600 SMALL EQUIPMENT <	16,500	0	16,500	10,950.00	.00	5,550.00	66.4%	
322100 531700 OTHER SUPPLIES	5,000	0	5,000	181.40	230.00	4,588.60	8.2%	
TOTAL PD CRIMINAL INVESTIGATION DIV	2,221,000	2,500	2,223,500	840,376.47	825.94	1,382,297.59	37.8%	

## YEAR-TO-DATE BUDGET REPORT

FOR 2025 99								
ACCOUNTS FOR:	ORIGINAL	TRANFRS/	REVISED				AVAILABLE	PCT
0010 GENERAL FUND - OPERATING	APPROP	ADJSTMTS	BUDGET	YTD EXPENDED	ENCUMBRANCES	BUDGET	USED	
<b>322300 PD PATROL</b>								
322300 511100 WAGES - REGULAR	4,586,000	-2,500	4,583,500	1,647,580.33	.00	2,935,919.67	35.9%	
322300 511300 WAGES - OVERTIME	125,500	0	125,500	26,266.90	.00	99,233.10	20.9%	
322300 511320 WAGES - HIRING IN	0	2,500	2,500	.00	.00	2,500.00	.0%	
322300 512100 GROUP INSURANCE	684,700	0	684,700	272,913.70	.00	411,786.30	39.9%	
322300 512200 FICA & MEDICARE	355,000	0	355,000	131,273.64	.00	223,726.36	37.0%	
322300 512401 RETIREMENT DCP	408,000	0	408,000	146,397.17	.00	261,602.83	35.9%	
322300 512402 RETIREMENT DBP	188,000	0	188,000	79,613.58	.00	108,386.42	42.3%	
322300 512403 RETIREMENT STATE	30,600	0	30,600	9,345.00	.00	21,255.00	30.5%	
322300 512700 WORKERS COMPENSAT	123,700	0	123,700	61,100.00	.00	62,600.00	49.4%	
322300 512900 OTHER EMPLOYEE BE	30,000	0	30,000	10,432.27	.00	19,567.73	34.8%	
322300 512915 CLEANING ALLOWANC	10,000	0	10,000	2,301.50	931.75	6,766.75	32.3%	
322300 522220 EQUIPMENT MAINT &	11,000	0	11,000	3,781.00	122.27	7,096.73	35.5%	
322300 522230 VEHICLE REPAIRS &	66,000	0	66,000	22,381.28	914.98	42,703.74	35.3%	
322300 522230 SHOP VEHICLE EXP -	104,000	0	104,000	37,345.88	.00	66,654.12	35.9%	
322300 523500 TRAVEL	74,000	0	74,000	27,970.30	1,015.00	45,014.70	39.2%	
322300 523600 DUES & FEES	4,000	0	4,000	670.00	.00	3,330.00	16.8%	
322300 523700 TRAINING & EDUCAT	46,000	0	46,000	12,177.69	1,360.00	32,462.31	29.4%	
322300 531100 SUPPLIES - GENERA	6,000	0	6,000	572.93	.00	5,427.07	9.5%	
322300 531110 SUPPLIES - OFFICE	3,000	0	3,000	82.14	.00	2,917.86	2.7%	
322300 531120 UNIFORMS	60,000	0	60,000	8,044.43	2,191.95	49,763.62	17.1%	
322300 531200 PDCAM UTILITIES -	3,000	0	3,000	902.46	.00	2,097.54	30.1%	
322300 531250 OIL	3,000	0	3,000	2,269.79	.00	730.21	75.7%	
322300 531270 GASOLINE	167,000	0	167,000	44,922.12	55.15	122,022.73	26.9%	
322300 531300 MEALS - FOOD	2,000	0	2,000	.00	.00	2,000.00	.0%	
322300 531600 SMALL EQUIPMENT <	50,000	0	50,000	3,042.54	.00	46,957.46	6.1%	
322300 531700 OTHER SUPPLIES	5,000	0	5,000	393.93	.00	4,606.07	7.9%	
TOTAL PD PATROL	7,145,500	0	7,145,500	2,551,780.58	6,591.10	4,587,128.32	35.8%	

# YEAR-TO-DATE BUDGET REPORT

FOR 2025 99									
ACCOUNTS FOR:	GENERAL FUND - OPERATING	ORIGINAL APPROP	TRANFRS/ ADJSTMTS	REVISED BUDGET	YTD EXPENDED	ENCUMBRANCES	AVAILABLE BUDGET	PCT USED	
322400 PD SUPPORT SERVICES									
322400 511100	WAGES - REGULAR	815,000	0	815,000	338,434.62	.00	476,565.38	41.5%	
322400 511300	WAGES - OVERTIME	6,700	0	6,700	1,555.55	.00	5,144.45	23.2%	
322400 512100	GROUP INSURANCE	181,000	0	181,000	68,226.64	.00	112,773.36	37.7%	
322400 512200	FICA & MEDICARE	63,500	0	63,500	25,760.56	.00	37,739.44	40.6%	
322400 512401	RETIREMENT DCP	63,000	0	63,000	24,510.58	.00	38,489.42	38.9%	
322400 512402	RETIREMENT DBP	80,000	0	80,000	33,762.40	.00	46,237.60	42.2%	
322400 512403	RETIREMENT STATE	2,100	0	2,100	1,015.00	.00	1,085.00	48.3%	
322400 512700	WORKERS COMPENSAT	22,000	0	22,000	11,002.00	.00	10,998.00	50.0%	
322400 512900	OTHER EMPLOYEE BE	5,200	0	5,200	2,033.57	.00	3,166.43	39.1%	
322400 512915	CLEANING ALLOWANC	2,400	0	2,400	142.75	21.25	2,236.00	6.8%	
322400 512916	CLOTHING ALLOWANC	600	0	600	.00	.00	600.00	.0%	
322400 521300	TECHNICAL CONTRAC	18,000	0	18,000	2,472.40	.00	15,527.60	13.7%	
322400 522140	LAWN CARE CONTRAC	14,000	0	14,000	4,179.00	.00	9,821.00	29.9%	
322400 522210	BUILDING REPAIRS	42,000	0	42,000	18,844.56	337.40	22,818.04	45.7%	
322400 522230	VEHICLE REPAIRS &	3,000	0	3,000	1,671.10	40.92	1,287.98	57.1%	
322400 523500	TRAVEL	18,000	0	18,000	3,405.52	.00	14,594.48	18.9%	
322400 523600	DUES & FEES	3,000	0	3,000	324.08	.00	2,675.92	10.8%	
322400 523620	CREDIT CARD & BAN	1,000	0	1,000	.00	.00	1,000.00	.0%	
322400 523700	TRAINING & EDUCAT	32,000	0	32,000	28,397.06	.00	3,602.94	88.7%	
322400 531100	SUPPLIES - GENERA	3,000	0	3,000	2,528.55	32.07	439.38	85.4%	
322400 531110	SUPPLIES - OFFICE	3,000	0	3,000	1,490.28	.00	1,509.72	49.7%	
322400 531120	UNIFORMS	4,000	0	4,000	.00	375.60	3,624.40	9.4%	
322400 531150	SUPPLIES - GROUND	3,000	0	3,000	.00	.00	3,000.00	.0%	
322400 531155	SUPPLIES - BUILDI	28,000	0	28,000	4,825.80	1,759.76	21,414.44	23.5%	
322400 531200	UTILITIES	72,000	0	72,000	19,573.56	.00	52,426.44	27.2%	
322400 531250	OIL	1,000	0	1,000	.00	.00	1,000.00	.0%	
322400 531270	GASOLINE	8,500	0	8,500	2,873.47	30.99	5,595.54	34.2%	
322400 531300	MEALS - FOOD	1,000	0	1,000	32.90	.00	967.10	3.3%	
322400 531600	SMALL EQUIPMENT <	11,500	0	11,500	4,534.00	.00	6,966.00	39.4%	
322400 531700	OTHER SUPPLIES	14,000	0	14,000	6,069.75	.00	7,930.25	43.4%	
TOTAL PD SUPPORT SERVICES		1,521,500	0	1,521,500	607,665.70	2,597.99	911,236.31	40.1%	

## YEAR-TO-DATE BUDGET REPORT

FOR 2025 99								
ACCOUNTS FOR:	ORIGINAL	TRANFRS/	REVISED				AVAILABLE	PCT
0010 GENERAL FUND - OPERATING	APPROP	ADJSTMTS	BUDGET	YTD EXPENDED	ENCUMBRANCES		BUDGET	USED
322600 CUSTODY OF PRISONERS								
322600 523900 OTHER PURCHASED S	95,000	0	95,000	44,504.03	.00		50,495.97	46.8%
TOTAL CUSTODY OF PRISONERS	95,000	0	95,000	44,504.03	.00		50,495.97	46.8%
TOTAL GENERAL FUND - OPERATING	12,565,000	-77,100	12,487,900	4,772,785.62	14,917.01		7,700,197.37	38.3%
TOTAL EXPENSES	12,565,000	-77,100	12,487,900	4,772,785.62	14,917.01		7,700,197.37	

## YEAR-TO-DATE BUDGET REPORT

FOR 2025 99							
	ORIGINAL APPROP	TRANFRS/ ADJSTMTS	REVISED BUDGET	YTD EXPENDED	ENCUMBRANCES	AVAILABLE BUDGET	PCT USED
GRAND TOTAL	12,565,000	-77,100	12,487,900	4,772,785.62	14,917.01	7,700,197.37	38.3%
** END OF REPORT - Generated by Martha Lopez **							





# Dalton Fire Department

404 School Street, Dalton, GA 30720

Phone: 706-278-7363

## Breakdown by Incident Type

Report Period: 5/1/2025 - 5/31/2025 11:59:59 PM

Incident Type	Incidents	Exposures
311 Medical assist, assist EMS crew	181	0
322 Motor vehicle accident with injuries	21	0
611 Dispatched & canceled en route	21	0
735 Alarm system sounded due to malfunction	14	0
745 Alarm system activation, no fire - unintentional	13	0
743 Smoke detector activation, no fire - unintentional	10	0
324 Motor vehicle accident with no injuries.	10	0
444 Power line down	5	0
622 No incident found on arrival at dispatch address	4	0
733 Smoke detector activation due to malfunction	4	0
553 Public service	3	0
412 Gas leak (natural gas or LPG)	3	0
111 Building fire	3	0
445 Arcing, shorted electrical equipment	2	0
500 Service Call, other	2	0
551 Assist police or other governmental agency	2	0
741 Sprinkler activation, no fire - unintentional	2	0
814 Lightning strike (no fire)	1	0
561 Unauthorized burning	1	0
744 Detector activation, no fire - unintentional	1	0
740 Unintentional transmission of alarm, other	1	0
522 Water or steam leak	1	0
542 Animal rescue	1	0
461 Building or structure weakened or collapsed	1	0

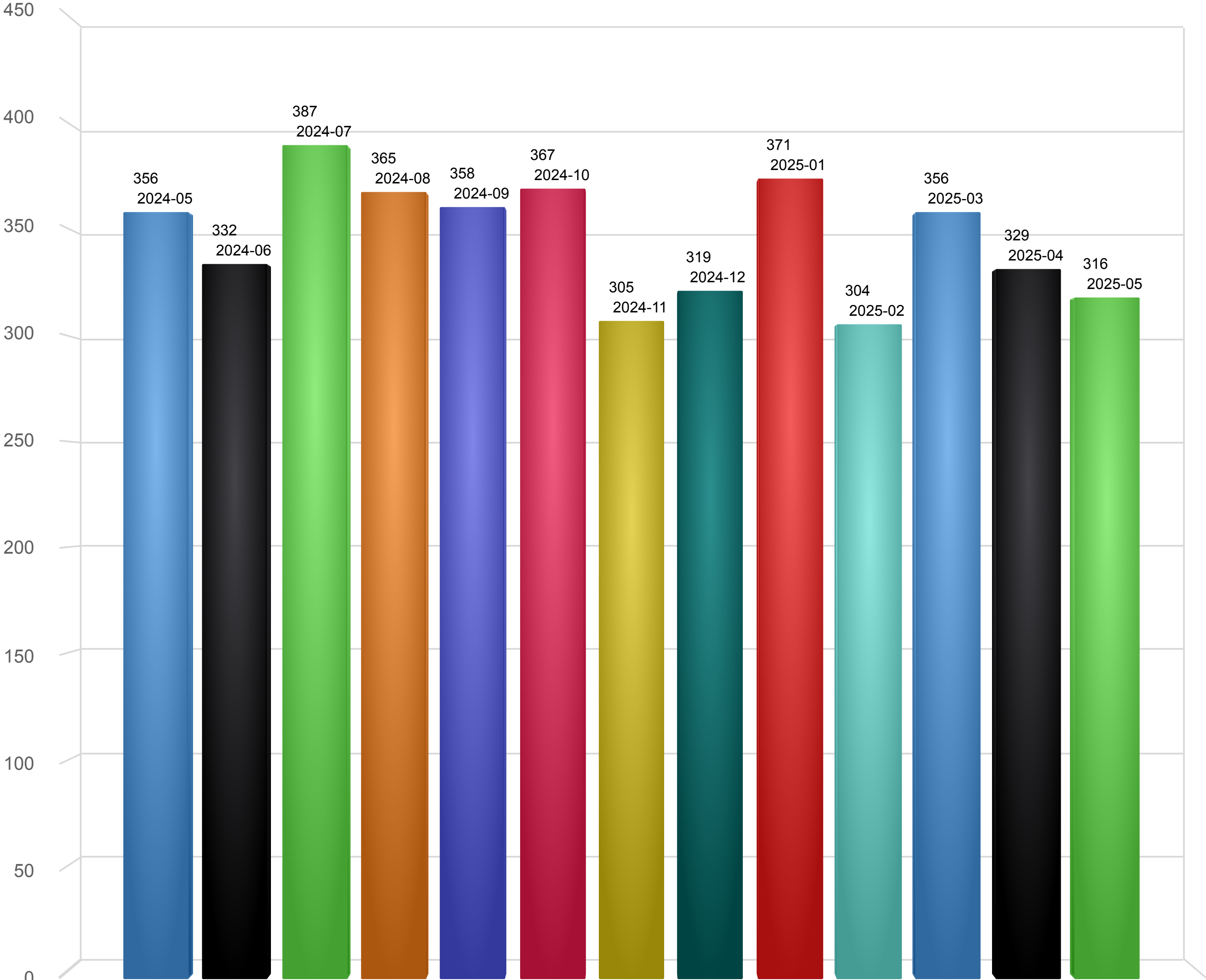
Incident Type	Incidents	Exposures
651 Smoke scare, odor of smoke	1	0
652 Steam, vapor, fog or dust thought to be smoke	1	0
715 Local alarm system, malicious false alarm	1	0
731 Sprinkler activation due to malfunction	1	0
154 Dumpster or other outside trash receptacle fire	1	0
323 Motor vehicle/pedestrian accident (MV Ped)	1	0
424 Carbon monoxide incident	1	0
355 Confined space rescue	1	0
381 Rescue or EMS standby	1	0

	Incidents	Exposures
<b>Total</b>	<b>316</b>	<b>0</b>

# Incidents by Months

05/01/2024-05/31/2025

- 2024-05
- 2024-06
- 2024-07
- 2024-08
- 2024-09
- 2024-10
- 2024-11
- 2024-12
- 2025-01
- 2025-02
- 2025-03
- 2025-04
- 2025-05



Incident Count

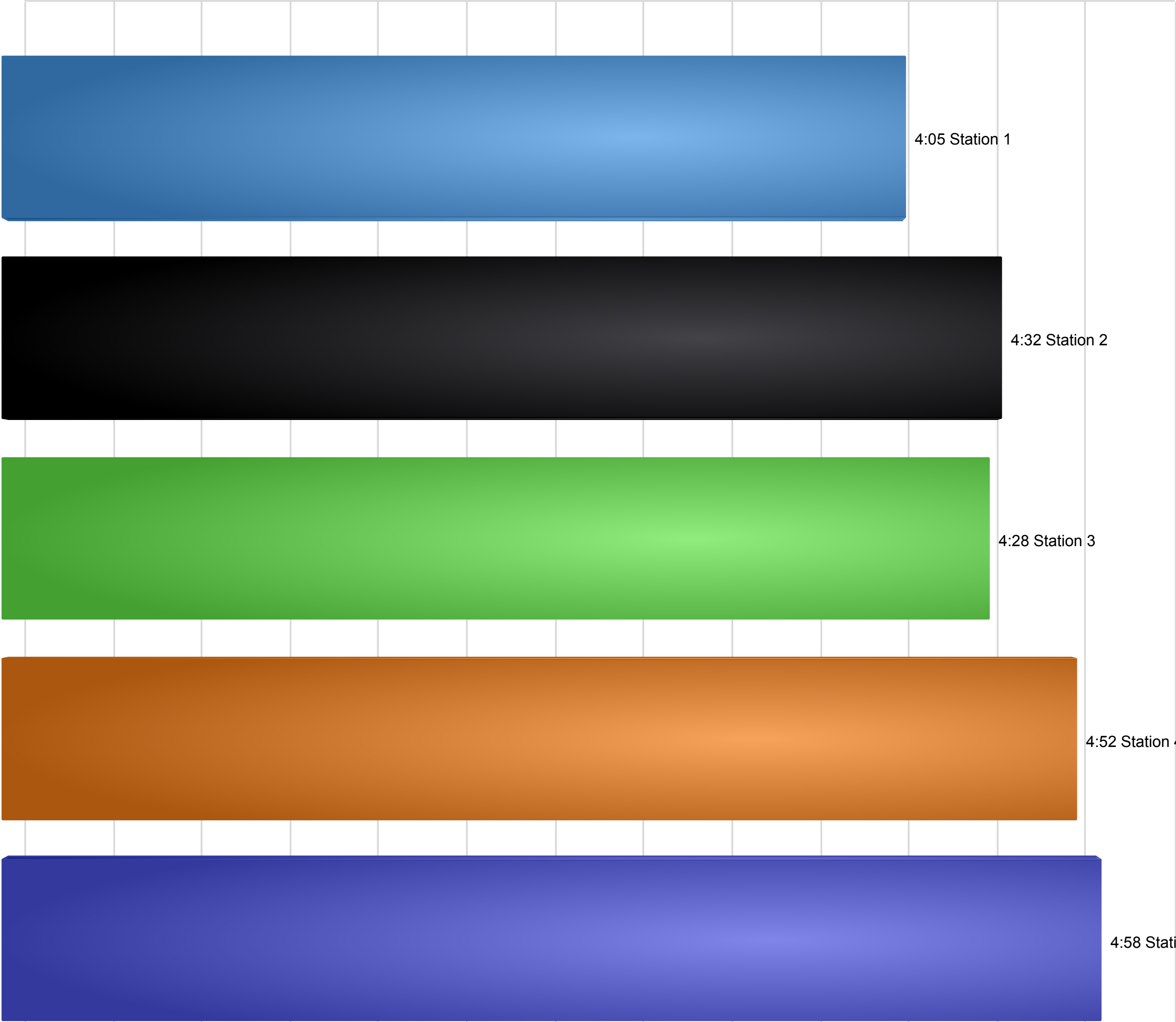
Total of Month: 4,465

- Station 1
- Station 2
- Station 3
- Station 4
- Station 5

# Average Response Time by Station

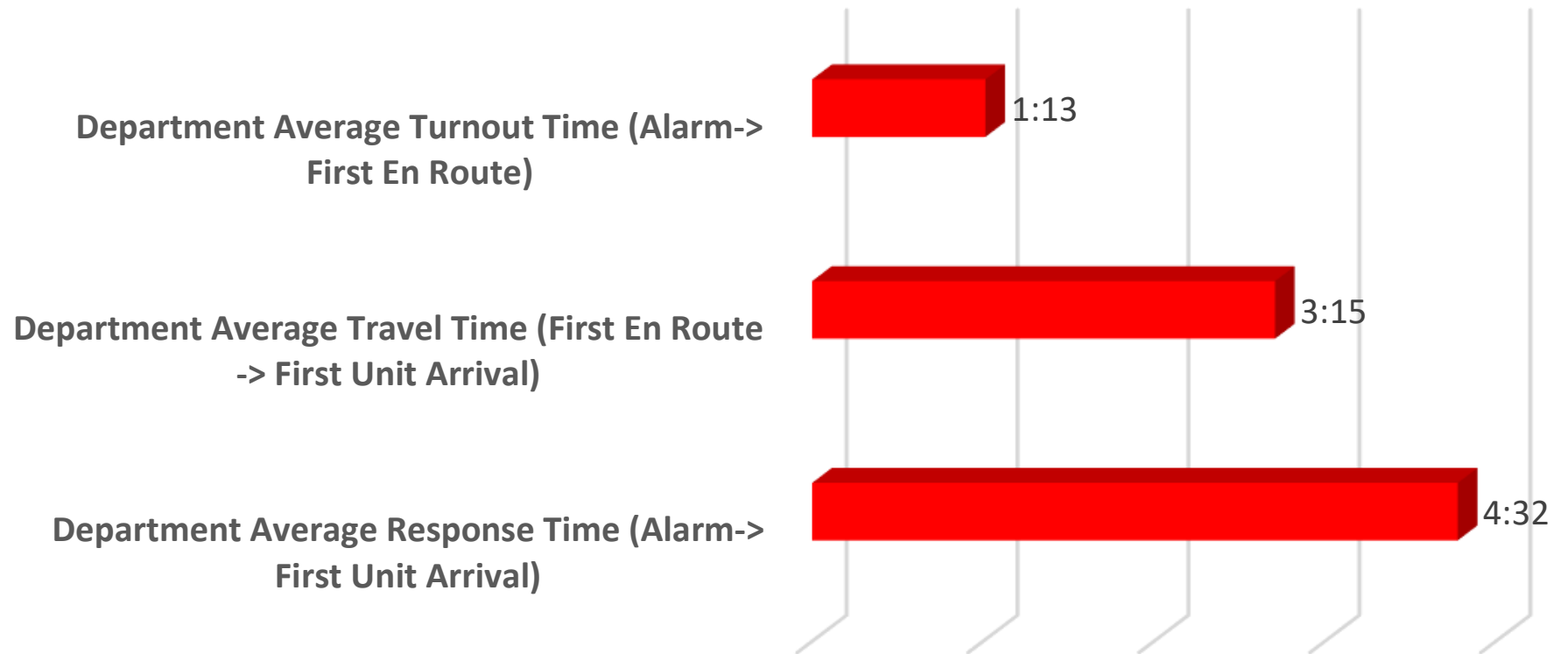
05/01/2025-05/31/2025

Response Time



Total of Station: 4:26

## Department Response Times





# Dalton Fire Department

404 School Street, Dalton, GA 30720

Phone: 706-278-7363

## Injuries and Property Loss

(Dates: 5/1/2025 - 5/31/2025 11:59:59 PM)

CODE	DESCRIPTOR	FREQ	FREQ %	EXPs	CIV DTHS	CIV DTHS %	CIV INJS	CIV INJS %	FF DTHS	FF DTHS %	FF INJS	FF INJS %	PROP LOSS	PROP LOSS %	CONT LOSS	CONT LOSS %	TOTAL LOSS	TOTAL LOSS %
111	Building fire	3	1.01%	0	0	0.00%	1	100.00%	0	0.00%	0	0.00%	7,100	98.61%	25	100.00%	7,125	98.62%
154	Dumpster or other outside trash receptacle fire	1	0.34%	0	0	0.00%	0	0.00%	0	0.00%	0	0.00%	100	1.39%	0	0.00%	100	1.38%
311	Medical assist, assist EMS crew	180	60.61%	0	0	0.00%	0	0.00%	0	0.00%	2	100.00%	0	0.00%	0	0.00%	0	0.00%
322	Motor vehicle accident with injuries	15	5.05%	0	0	0.00%	0	0.00%	0	0.00%	0	0.00%	0	0.00%	0	0.00%	0	0.00%
323	Motor vehicle/pedestrian accident (MV Ped)	1	0.34%	0	0	0.00%	0	0.00%	0	0.00%	0	0.00%	0	0.00%	0	0.00%	0	0.00%
324	Motor vehicle accident with no injuries.	9	3.03%	0	0	0.00%	0	0.00%	0	0.00%	0	0.00%	0	0.00%	0	0.00%	0	0.00%
355	Confined space rescue	1	0.34%	0	0	0.00%	0	0.00%	0	0.00%	0	0.00%	0	0.00%	0	0.00%	0	0.00%
381	Rescue or EMS standby	1	0.34%	0	0	0.00%	0	0.00%	0	0.00%	0	0.00%	0	0.00%	0	0.00%	0	0.00%
412	Gas leak (natural gas or LPG)	2	0.67%	0	0	0.00%	0	0.00%	0	0.00%	0	0.00%	0	0.00%	0	0.00%	0	0.00%

CODE	DESCRIPTOR	FREQ	FREQ %	EXPs	CIV DTHS	CIV DTHS %	CIV INJS	CIV INJS %	FF DTHS	FF DTHS %	FF INJS	FF INJS %	PROP LOSS	PROP LOSS %	CONT LOSS	CONT LOSS %	TOTAL LOSS	TOTAL LOSS %
424	Carbon monoxide incident	1	0.34%	0	0	0.00%	0	0.00%	0	0.00%	0	0.00%	0	0.00%	0	0.00%	0	0.00%
444	Power line down	5	1.68%	0	0	0.00%	0	0.00%	0	0.00%	0	0.00%	0	0.00%	0	0.00%	0	0.00%
445	Arcing, shorted electrical equipment	2	0.67%	0	0	0.00%	0	0.00%	0	0.00%	0	0.00%	0	0.00%	0	0.00%	0	0.00%
461	Building or structure weakened or collapsed	1	0.34%	0	0	0.00%	0	0.00%	0	0.00%	0	0.00%	0	0.00%	0	0.00%	0	0.00%
500	Service Call, other	2	0.67%	0	0	0.00%	0	0.00%	0	0.00%	0	0.00%	0	0.00%	0	0.00%	0	0.00%
522	Water or steam leak	1	0.34%	0	0	0.00%	0	0.00%	0	0.00%	0	0.00%	0	0.00%	0	0.00%	0	0.00%
542	Animal rescue	1	0.34%	0	0	0.00%	0	0.00%	0	0.00%	0	0.00%	0	0.00%	0	0.00%	0	0.00%
551	Assist police or other governmental agency	1	0.34%	0	0	0.00%	0	0.00%	0	0.00%	0	0.00%	0	0.00%	0	0.00%	0	0.00%
553	Public service	3	1.01%	0	0	0.00%	0	0.00%	0	0.00%	0	0.00%	0	0.00%	0	0.00%	0	0.00%
561	Unauthorized burning	1	0.34%	0	0	0.00%	0	0.00%	0	0.00%	0	0.00%	0	0.00%	0	0.00%	0	0.00%
611	Dispatched & canceled en route	17	5.72%	0	0	0.00%	0	0.00%	0	0.00%	0	0.00%	0	0.00%	0	0.00%	0	0.00%
622	No incident found on arrival at dispatch address	4	1.35%	0	0	0.00%	0	0.00%	0	0.00%	0	0.00%	0	0.00%	0	0.00%	0	0.00%

CODE	DESCRIPTOR	FREQ	FREQ %	EXPs	CIV DTHS	CIV DTHS %	CIV INJS	CIV INJS %	FF DTHS	FF DTHS %	FF INJS	FF INJS %	PROP LOSS	PROP LOSS %	CONT LOSS	CONT LOSS %	TOTAL LOSS	TOTAL LOSS %
651	Smoke scare, odor of smoke	1	0.34%	0	0	0.00%	0	0.00%	0	0.00%	0	0.00%	0	0.00%	0	0.00%	0	0.00%
652	Steam, vapor, fog or dust thought to be smoke	1	0.34%	0	0	0.00%	0	0.00%	0	0.00%	0	0.00%	0	0.00%	0	0.00%	0	0.00%
715	Local alarm system, malicious false alarm	1	0.34%	0	0	0.00%	0	0.00%	0	0.00%	0	0.00%	0	0.00%	0	0.00%	0	0.00%
731	Sprinkler activation due to malfunction	1	0.34%	0	0	0.00%	0	0.00%	0	0.00%	0	0.00%	0	0.00%	0	0.00%	0	0.00%
733	Smoke detector activation due to malfunction	3	1.01%	0	0	0.00%	0	0.00%	0	0.00%	0	0.00%	0	0.00%	0	0.00%	0	0.00%
735	Alarm system sounded due to malfunction	14	4.71%	0	0	0.00%	0	0.00%	0	0.00%	0	0.00%	0	0.00%	0	0.00%	0	0.00%
740	Unintentional transmission of alarm, other	0	0.00%	0	0	0.00%	0	0.00%	0	0.00%	0	0.00%	0	0.00%	0	0.00%	0	0.00%
741	Sprinkler activation, no fire - unintentional	0	0.00%	0	0	0.00%	0	0.00%	0	0.00%	0	0.00%	0	0.00%	0	0.00%	0	0.00%
743	Smoke detector activation, no fire - unintentional	10	3.37%	0	0	0.00%	0	0.00%	0	0.00%	0	0.00%	0	0.00%	0	0.00%	0	0.00%
744	Detector activation, no fire - unintentional	1	0.34%	0	0	0.00%	0	0.00%	0	0.00%	0	0.00%	0	0.00%	0	0.00%	0	0.00%
745	Alarm system activation, no fire - unintentional	12	4.04%	0	0	0.00%	0	0.00%	0	0.00%	0	0.00%	0	0.00%	0	0.00%	0	0.00%
814	Lightning strike (no fire)	1	0.34%	0	0	0.00%	0	0.00%	0	0.00%	0	0.00%	0	0.00%	0	0.00%	0	0.00%



CODE	DESCRIPTOR	FREQ	FREQ %	EXPs	CIV DTHS	CIV DTHS %	CIV INJS	CIV INJS %	FF DTHS	FF DTHS %	FF INJS	FF INJS %	PROP LOSS	PROP LOSS %	CONT LOSS	CONT LOSS %	TOTAL LOSS	TOTAL LOSS %
Totals		297	100%	0	0	100%	1	100%	0	100%	2	100%	7,200	100%	25	100%	7,225	100%
Mutual Aid Given Incidents		19																

# **Training Division Monthly Report**

## **May 2025**

### **Overview**

Internal continuing education for department members included Rapid Intervention Team Operations in Void Spaces and Unfinished Areas. Lieutenant Andrew Beavers, WCFD, presented his near-miss presentation from a structure fire on Tunnel Hill Varnell Rd. March 3, 2025. Following his presentation, crews rotated through a basement RIT drill at WCFD station 8. Company-level training included driver operator training, vehicle extrication, maintenance and testing of fire hydrants, structural search and rescue, fire hose maintenance and testing, and other company officer-chosen topics. Training hours during May totaled 3,027.

### **Outside Schools**

Two cause and origin investigators attended the Georgia Public Safety Fire Investigators annual seminar in Helen, GA.

Several personnel attended the Metro Atlanta Firefighters Conference. Classes took place throughout the metro Atlanta area and in Calhoun covering various fire service topics.

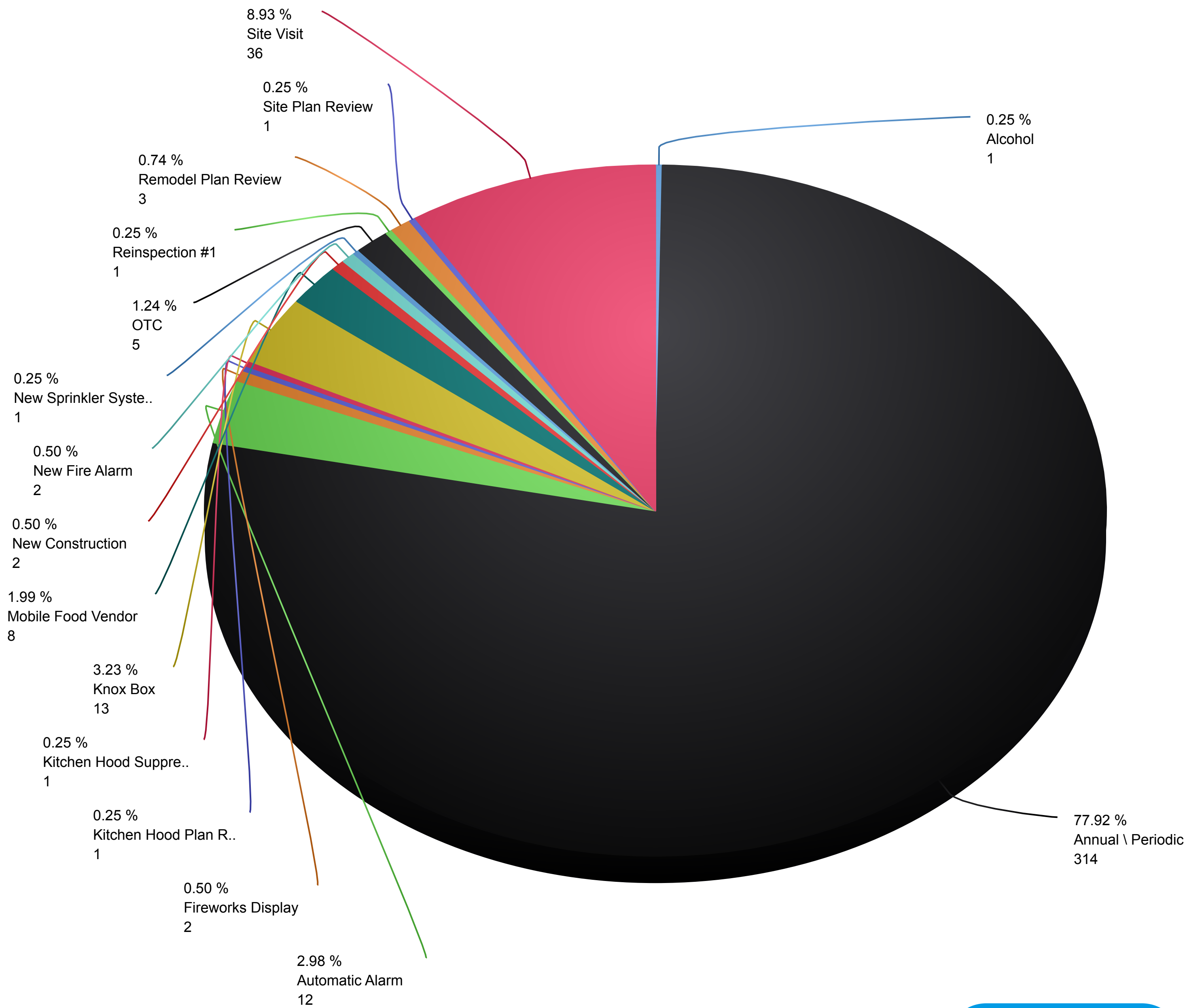
1 Firefighter completed National Professional Qualifications Fire Instructor I at GPSTC Forsyth

Four personnel completed National Professional Qualifications Fire Officer III hosted by Dawson County Emergency Services

# Inspection Visit History by Inspection Type

05/01/2025-05/31/2025

- Alcohol
- Annual \ Periodic
- Automatic Alarm
- Fireworks Display
- Kitchen Hood Plan Review
- Kitchen Hood Suppression System Plan Review
- Knox Box
- Mobile Food Vendor
- New Construction
- New Fire Alarm
- New Sprinkler System
- OTC
- Reinspection #1
- Remodel Plan Review
- Site Plan Review
- Site Visit



Total of Inspection Type: 403

## YEAR-TO-DATE BUDGET REPORT

05/31/2025

FOR 2025 05									
ACCOUNTS FOR:	GENERAL FUND - OPERATING	ORIGINAL APPROP	TRANFRS/ADJSTMTS	REVISED BUDGET	YTD EXPENDED	ENCUMBRANCES	AVAILABLE BUDGET	PCT USED	
0010									
350000	511100	WAGES REG	6,800,000	0	6,800,000	2,706,324.07	.00	4,093,675.93	39.8%
350000	511300	WAGES - OT	524,000	0	524,000	197,144.57	.00	326,855.43	37.6%
350000	512100	GROUP INS	1,130,000	0	1,130,000	463,322.86	.00	666,677.14	41.0%
350000	512110	PTST INS	14,500	0	14,500	6,374.00	.00	8,126.00	44.0%
350000	512200	FICA & MED	566,000	0	566,000	226,139.99	.00	339,860.01	40.0%
350000	512401	RETDGP	520,000	0	520,000	212,629.61	.00	307,370.39	40.9%
350000	512402	RET DBP	858,000	0	858,000	342,570.28	.00	515,429.72	39.9%
350000	512403	RET STATE	29,000	0	29,000	11,800.00	.00	17,200.00	40.7%
350000	512700	WORKERS CO	114,800	0	114,800	48,300.00	.00	66,500.00	42.1%
350000	512850	OPEB	199,000	0	199,000	79,161.05	.00	119,838.95	39.8%
350000	512900	OTHER EMPL	44,200	0	44,200	16,234.38	.00	27,965.62	36.7%
350000	512915	CLEANING A	50,500	0	50,500	829.75	.00	49,670.25	1.6%
350000	512950	FD CANCER	19,000	-2,455	16,545	16,280.00	.00	265.00	98.4%
350000	513100	HISTORICAL	-214,000	0	-214,000	.00	.00	-214,000.00	.0%
350000	521200	P	0	2,455	2,455	2,453.00	.00	2.00	99.9%
350000	522140	LAWN CARE	5,500	0	5,500	1,456.00	.00	4,044.00	26.5%
350000	522210	BUILD R&M	68,000	0	68,000	25,267.85	34.89	42,697.26	37.2%
350000	522220	EQ REPAIRS	32,000	0	32,000	10,829.72	1,189.06	19,981.22	37.6%
350000	522220	APPA MTN APP	125,000	0	125,000	39,042.51	850.00	85,107.49	31.9%
350000	522320	RENT EQUIP	4,000	0	4,000	1,221.02	.00	2,778.98	30.5%
350000	523100	INSURANCE	108,500	-32,000	76,500	67,995.73	.00	8,504.27	88.9%
350000	523200	COMMUNICAT	37,000	0	37,000	11,865.73	.00	25,134.27	32.1%
350000	523500	TRAVEL	20,000	0	20,000	3,538.95	456.00	16,005.05	20.0%
350000	523600	DUES	6,000	0	6,000	520.00	165.00	5,315.00	11.4%
350000	523630	RADIO SUBC	12,000	0	12,000	10,492.20	.00	1,507.80	87.4%
350000	523640	VEHICLE IM	1,000	0	1,000	.00	700.00	300.00	70.0%
350000	523700	TRAINING	28,000	0	28,000	12,565.04	.00	15,434.96	44.9%
350000	523920	SOFT LIC	22,000	0	22,000	20,070.01	.00	1,929.99	91.2%
350000	531100	SUP GENERA	25,000	0	25,000	5,329.85	187.90	19,482.25	22.1%
350000	531110	SUP OFFICE	4,000	0	4,000	1,560.86	.00	2,439.14	39.0%
350000	531120	UNIFORMS	150,000	0	150,000	118,354.09	.00	31,645.91	78.9%
350000	531150	SUP GROUND	3,000	0	3,000	.00	.00	3,000.00	.0%
350000	531200	UTILITIES	145,000	0	145,000	60,999.37	.00	84,000.63	42.1%
350000	531240	BOTTLE GAS	0	4,000	4,000	2,144.55	.00	1,855.45	53.6%
350000	531250	OIL	6,000	0	6,000	1,079.10	.00	4,920.90	18.0%
350000	531270	GASOLINE	17,000	-1,500	15,500	5,231.27	.00	10,268.73	33.8%
350000	531275	DIESEL	63,000	-2,500	60,500	18,124.31	.00	42,375.69	30.0%
350000	531300	MEALS FOOD	2,000	0	2,000	200.08	328.02	1,471.90	26.4%
350000	531600	SMALL EQUI	30,000	0	30,000	499.00	.00	29,501.00	1.7%
350000	531700	OTHER SUPP	15,000	0	15,000	-1,795.69	242.06	16,553.63	-10.4%
350000	531700	HAZM OTHER SUPP	12,000	0	12,000	1,426.04	-137.01	10,710.97	10.7%
350000	531700	SAFET OTHER SUPP	5,000	0	5,000	1,178.40	.00	3,821.60	23.6%
350000	542500	OTHER EQUI	4,000	0	4,000	2,359.37	.00	1,640.63	59.0%

## YEAR-TO-DATE BUDGET REPORT 05/31/2025

FOR 2025 05								
ACCOUNTS FOR: 0010	GENERAL FUND - OPERATING	ORIGINAL APPROP	TRANFRS/ ADJSTMTS	REVISED BUDGET	YTD EXPENDED	ENCUMBRANCES	AVAILABLE BUDGET	PCT USED
	TOTAL GENERAL FUND - OPERATING	11,605,000	-32,000	11,573,000	4,751,118.92	4,015.92	6,817,865.16	41.1%
	TOTAL EXPENSES	11,605,000	-32,000	11,573,000	4,751,118.92	4,015.92	6,817,865.16	