



**PUBLIC SAFETY COMMISSION MEETING
TUESDAY, AUGUST 19, 2025
8:30 AM
DALTON CITY HALL - COUNCIL CHAMBERS**

A G E N D A

Call to Order

Agenda Approval

Personnel Matters

- [1.](#) Police Department - Employee of the Month for June 2025 - MPO Sean Hudson

Public Commentary

Approval of Minutes

- [2.](#) July 15, 2025

Alcohol Application Review

- [3.](#) (3) New 2025 Alcohol Applications for Review

Police Department

- [4.](#) Crime/Crash Statistics July 2025

- [5.](#) Financial Statistics July 2025

Fire Department

- [6.](#) Statistical Report for July, 2025

7. Financial Report for July, 2025

Adjournment

William C Cason III
Chief of Police
CCason@daltonga.gov
www.daltonga.gov



Public Safety Commission
Mayor Annalee Sams
Terry Mathis
Truman Whitfield
Alex Brown
Lane Jackson

DALTON POLICE DEPARTMENT
301 Jones Street, Dalton, Georgia 30720
Phone: 706-278-9085

July 7, 2025

MPO Sean Hudson
Dalton Police Department
301 Jones Street
Dalton GA 30720

Dear MPO Hudson,

I am happy to inform you of your selection as the Employee of the Month for June, 2025. Your selection was based off your efforts and outstanding work in coordinating the Law Enforcement Cadet Academy.

Your hard work and willingness to go the "extra mile" to make this initiative a huge success has not gone unnoticed. Michael Schwartz, Georgia State Vice Commander for the American Legion, attended the camp and was very impressed. He stated that he would like to send to the other region legion posts the schedule of this camp as a model of how they should conduct their camps, and would be interested in expanding this camp to accommodate students from surrounding regions. I want to thank you again for your outstanding service to our community in working with other agencies and the Legion to make this endeavor the success it has become.

In addition to this letter and certificate, you are awarded one day off with pay. Your name will also be submitted to the Elk's Lodge of Dalton, who will send you a gift in the near future.

Best Regards,

A handwritten signature in blue ink, appearing to read "William C. Cason III".

Chief Cliff Cason

EMPLOYEE of THE MONTH

DALTON POLICE DEPARTMENT




MPO Sean Hudson

For your efforts and outstanding work in coordinating the Law Enforcement Cadet Academy. Your hard work and willingness to go the "extra mile" to make this initiative a huge success has not gone unnoticed. Michael Schwartz, Georgia State Vice Commander for the American Legion, attended the camp and was very impressed.

July 8, 2025

Date


Chief of Police

CITY OF DALTON
PUBLIC SAFETY COMMISSION
MINUTES
JUNE 17, 2025

The regular meeting for the Public Safety Commission was held today at the Dalton City Hall Council Chambers. Present were Chairman Truman Whitfield, Commissioners Alex Brown (via Zoom), Terry Mathis, Mayor Annalee Sams, Fire Chief Matt Daniel, Police Chief Cliff Cason, City Attorney Jonathan Bledsoe, and Assistant Administrator Todd Pangle. Commissioner Terry Mathis was absent.

AGENDA AMENDMENT

On the motion of Mayor Sams, second Commissioner Jackson, the Commission amended the agenda to remove Item #6 titled “Alcohol Violation Hearing”. The vote was unanimous in favor.

AGENDA APPROVAL

On the motion of Mayor Sams, second Commissioner Jackson, the Commission approved the agenda as amended. The vote was unanimous in favor.

PUBLIC COMMENTARY

There were no public comments.

MINUTES

The Commissioners were presented written copies of the regular meeting minutes of June 17, 2025. On the motion of Mayor Sams, second Commissioner Jackson, the minutes were approved as presented. The vote was unanimous in favor.

POLICE DEPARTMENT

Crime and Crash Statistics for June 2025

Police Chief Cliff Cason gave a written and oral summary of the Crime and Crash Statistical Reports for the month of June 2025. As noted in the written summary, Chief Cason reported the Year to Date Part I crimes are approximately 27.74% higher, Part II crimes are approximately 32.2% higher, violent crimes are approximately 0.5% lower, and Property Crimes are approximately 30.6% higher when compared to the past 5-year average. Chief Cason further reported there were 110 non-private property crashes reported for the month, a decrease from the previous month.

On the motion of Mayor Sams, second Commissioner Jackson, the June Crime and Crash statistic report was approved. The complete report in its entirety is a part of these minutes. The vote was unanimous in favor.

Financial Statistics for June 2025

Police Chief Cliff Cason presented the Financial Report for all divisions within the Dalton Police Department for the month of June 2025. Chief Cason reported the department has expended 45.4% of the budget and is on track for the remainder of FY 2025.

On the motion of Mayor Sams, second Commissioner Jackson, the financial report was approved. The complete report in its entirety is a part of these minutes. The vote was unanimous in favor.

FIRE DEPARTMENT

Monthly Statistical Report – June 2025

Fire Chief Matt Daniel presented the June 2025 Statistical Report to the Commission. Chief Daniel outlined details of the complete report, which included the Incident Report with 402 Total Responses, Incidents by Staff hours, Incidents by Months and Stations, Average Response Time, Average Turnout Time, Average Travel Time, Injury and Property Loss, Training Division Monthly Report, and the Inspection Summary.

On the motion of Mayor Sams, second Commissioner Jackson, the Commissioners approved the Statistical Report for the Fire Department. A copy of the report is a part of these minutes. The vote was unanimous in favor.

Monthly Financial Report – June 2025

Fire Chief Matt Daniel presented the Financial Report for the month of June 2025 to the Commission. Chief Daniel stated the department has expended 48.5% of the budget, and is on track for the remainder of FY 2025.

On the motion of Mayor Sams, second Commissioner Jackson, the Commissioners approved the Financial Report for the Fire Department. A copy of the report is a part of these minutes. The vote was unanimous in favor.

ADJOURNMENT

There being no further business to come before the Commissioners, on the motion of Mayor Sams, second Commissioner Brown the meeting was adjourned at 9:11 a.m.

Truman Whitfield, Chairman

ATTEST:

Alex Brown, Secretary

2025 ALCOHOL BEVERAGE APPLICATION REVIEW/APPROVAL

PSC MEETING – TUESDAY AUGUST 19, 2025

M&C MEETING – SEPTEMBER 2, 2025

(2) 2025 ALCOHOL APPLICATION(S)

1. Business Owner: Good Times Liquor Inc.
d/b/a: Good Times
Applicant: Vipulkumar Chaudhari
Business Address: 100 N. Oaks Dr. Suite B
License Type: Package Beer, Wine, Liquor (Liquor Store)
Disposition: New
Staff Comments: None. Have approvals from Fire Department, Code Enforcement and City Attorney's Office

PSC Recommendation: ☐ Approve ☐ Deny | Stipulation(s): _____

2. Business Owner: Dejavu Club, LLC
d/b/a: Dejavu
Applicant: Maria De La Luz Vargas Esquivel
Business Address: 224 N. Hamilton St.
License Type: Pouring Beer, Liquor (Restaurant)
Disposition: Classification Change from Bar to Restaurant
Staff Comments: Code Enforcement Comments Attached.

PSC Recommendation: ☐ Approve ☐ Deny | Stipulation(s): _____

3. Business Owner: Table 43, LLC
d/b/a: Table 43
Applicant: Heather Young
Business Address: 263 N. Hamilton St. Ste 101
License Type: Pouring Beer, Wine, Liquor (Restaurant)
Disposition: New
Staff Comments: None. Have approvals from Fire Department, Code Enforcement and City Attorney's Office

PSC Recommendation: ☐ Approve ☐ Deny | Stipulation(s): _____

RESTAURANT CLASSIFICATION CHECK LIST

This is to certify that the establishment below is categorized according to their type of business.

Name of Business: Dejavu

Address: 224. Hamilton St.

This business meets the following criteria to be a Restaurant.

☒ Where meals are served and are actually and regularly prepared and served, without sleeping accommodations.


☒ Is there seating of a minimum of 40+ or more people


☒ Certificate of approval from the county health department.

☒ Maintain a full-service kitchen which consists of, at a minimum, a three-compartment pot sink, a stove or grill permanently installed and a refrigerator.

☒ Will be serving meals every hour that it is open and the serving of such meals shall be the principal business conducted, with the serving of distilled spirits, beer and/or wine to be consumed on the premises as only incidental thereto.

☒ Will the licensee derive a minimum of 50 percent of its total annual gross food and beverage sales, over any 12-month period of time, from the sale of prepared meals or food.


City of Dalton – Code Enforcement Officer

X 
Applicant

07/23/25
Date

For Office Use Only

☒ Comments Hot Dog Grill + warmer / microwave cooking apparatus

Supplemental to Inspection Report

Dejavu 224 N. Hamilton St.

On July 23rd, 2025 I, Dan Lewallen, performed an inspection of the property located at 224 N. Hamilton St. for the purpose of determining eligibility to obtain alcohol licensing for the establishment of Dejavu as a restaurant. The following is a supplemental to that inspection report as a portion of the inspection report merits debate.

The City of Dalton Ordinance 6-1 provides the definition for an establishment obtaining an Alcohol License as a restaurant. The equipment requirements are described as follows. “A *restaurant* shall maintain a full-service kitchen which consists of, at a minimum, a three-compartment pot sink, a stove or grill permanently installed and a refrigerator.”.

There is a clear presence of a three-compartment pot sink and refrigerator. The grill located in the kitchen is a roller style hotdog grill commonly seen at gas stations. The grill is not designed to be portable and is heavy enough not to be relocated without some degree of effort. However, the grill is not permanently affixed to the floor or wall. It sits on top of a small stainless-steel table.

The individual listed as applicant on the alcohol application, Maria Vargas Esquivel, was present for the inspection. All questions were asked to her and she signed the inspection form. Her son Manuel Vital Vargas A.K.A. Alex served as the interpreter and provided the majority of the input regarding the business.



Dalton Police Department Public Safety Commission Meeting

August 19, 2025

TABLE OF CONTENTS

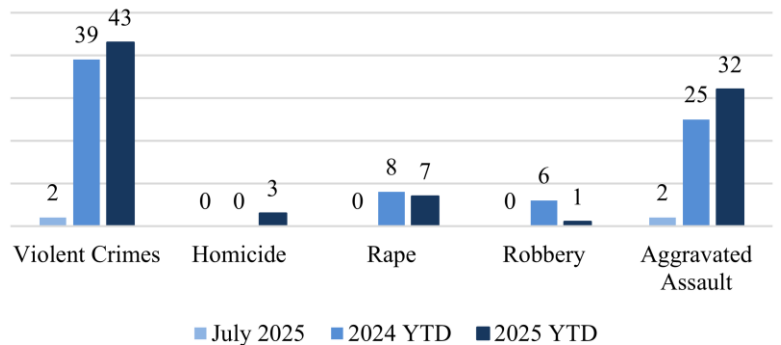
CRIME STATISTICS

CRASH STATISTICS

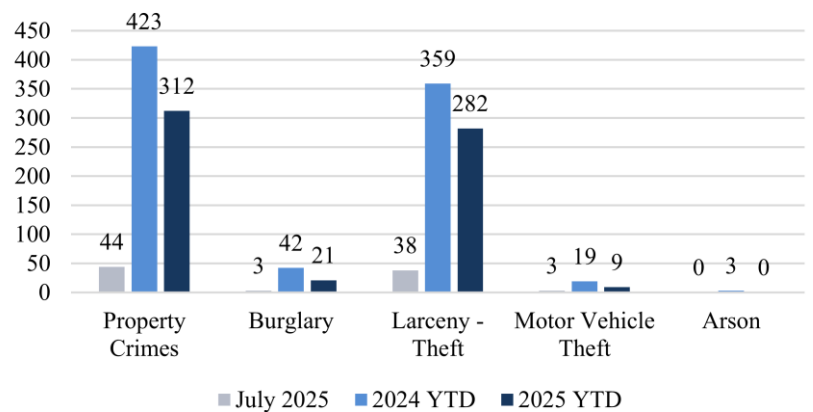
FINANCIAL STATISTICS

JULY 2025

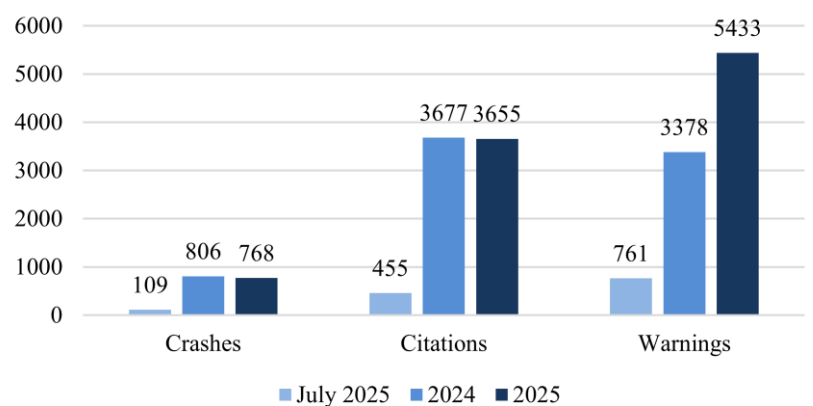
Violent Crimes



Property Crimes



Traffic





PART 1 CRIMES

July 2025

Total Part 1 Crimes			<u>2024 YTD</u>	<u>2025 YTD</u>	<u>YTD Change</u>
			462	355	-23.16%
Violent Crimes		<u>Current</u>	<u>2024 YTD</u>	<u>2025 YTD</u>	<u>YTD Change</u>
		2	39	43	10.26%
Homicide		0	0	3	Undefined
Rape		0	8	7	-12.50%
Robbery		0	6	1	-83.33%
Aggravated Assault		2	25	32	28.00%
Property Crimes		<u>Current</u>	<u>2024 YTD</u>	<u>2025 YTD</u>	<u>YTD Change</u>
		44	423	312	-26.24%
Burglary		3	42	21	-50.00%
Larceny-Theft		38	359	282	-21.45%
Motor Vehicle Theft		3	19	9	-52.63%
Arson		0	3	0	-100.00%

There were 46 Part 1 crimes in July 2025. That is a decrease of approximately 69.6% compared to 78 in July 2024. Total Part 1 crimes YTD have decreased by approximately 23.31% when compared to 2024.

Violent crimes have increased by approximately 10.26% when compared to 2024. There have been 43 violent crimes YTD 2025 compared to 39 in 2024.

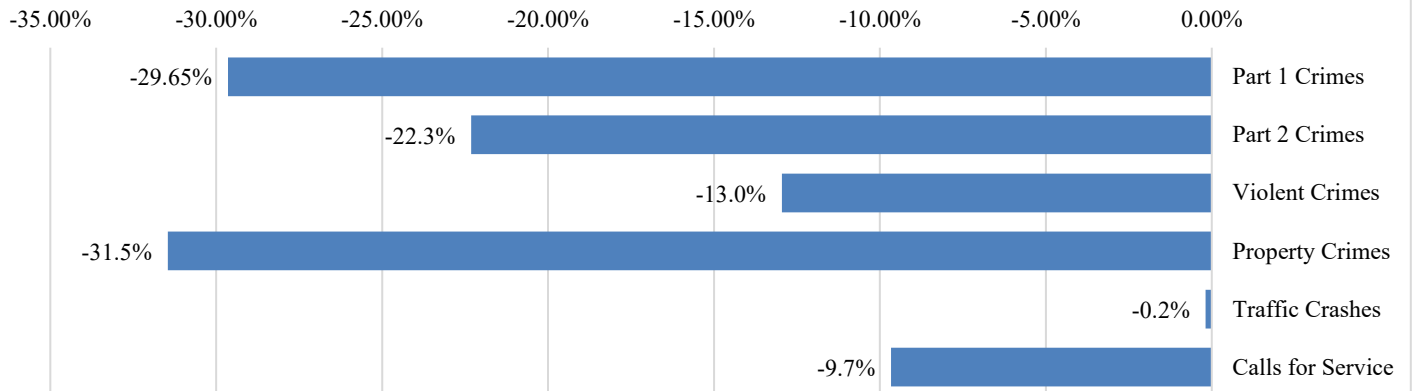
Property crimes have decreased by 26.24% when compared to 2024. All categories of property crimes have shown a decrease YTD compared to 2024.



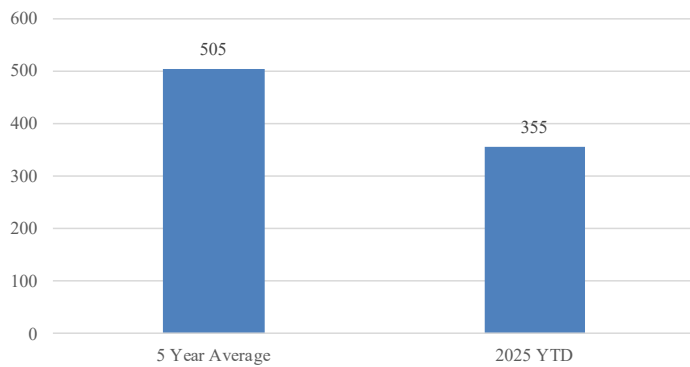
FIVE-YEAR AVERAGE

July 2025

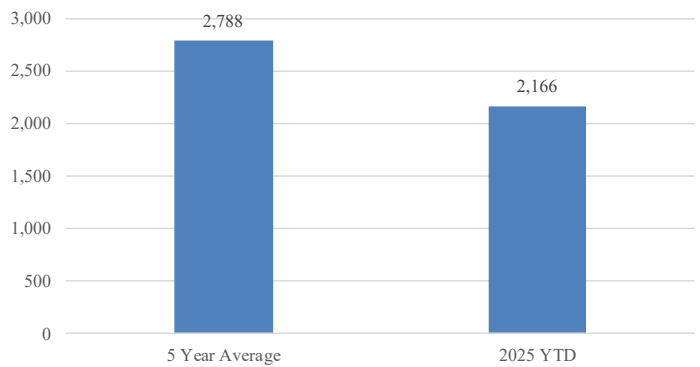
2025 YTD Compared to 5-Year Average



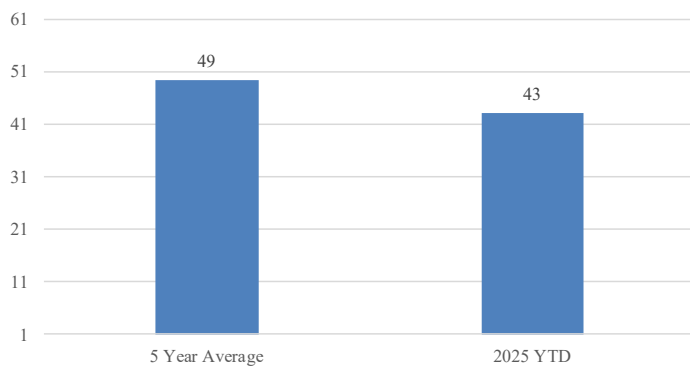
Part 1 Crimes



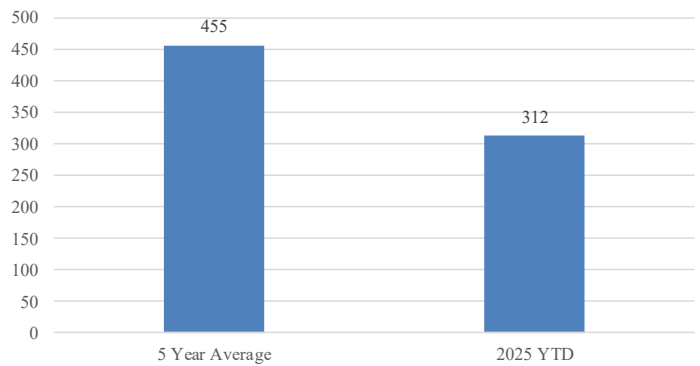
Part 2 Crimes



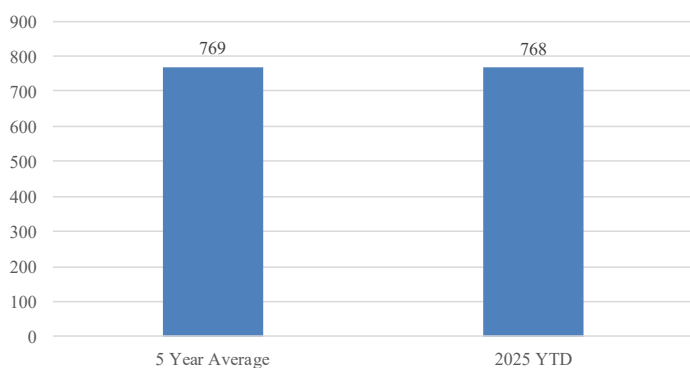
Violent Crimes



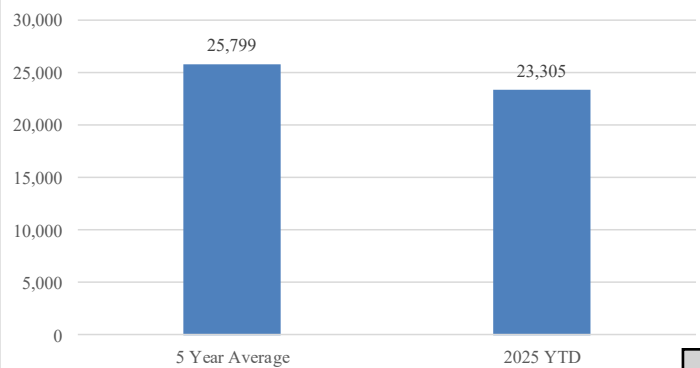
Property Crimes



Traffic Crashes



Calls For Service





CRASH STATISTICS

July 2025

Traffic crashes decreased approximately .9% when compared to June 2025. Year to date crashes have decreased by approximately 4.7%. Rear end collisions were the most frequent crash types. Following too closely was the most frequent contributing factor. Walnut Ave had the highest number of crashes and injuries.

Total Crashes	Current	Previous	Change	YTD 2025	YTD 2024	Change		
	109	110	-0.9%	768	806	-4.7%		
Injury Crashes	Total	Complaint	Minor	Serious	Fatality	Multiple		
	28	18	8	2	0	5		
Total Injuries	35							
DUI Crashes	Speed Crashes	Distracted Crashes		Following Too Closely Crashes				
3	5	17		19				
Day of the Week	Total					Time of Day	Total	
Monday	16					0000 - 0559	4	
Tuesday	18					0600 - 0859	7	
Wednesday	18					0900 - 1059	10	
Thursday	27					1100 - 1359	16	
Friday	12					1400 - 1559	21	
Saturday	6					1600 - 1859	28	
Sunday	12					1900 - 2159	15	
						2200 - 2359	8	
Collision Type	Total					Contributing Factors		Total
Rear End	41					Following too Closely		19
Angle	33					Distracted		17
Sideswipe-Same Direction	18					Improper Lane Change		13
Collision with an Object	14					Failed to Yield		12
Sideswipe-Opposite Direction	2							
Head On	1							
Top Streets	Total Crashes		% Total	Injuries		% Injuries		
Walnut Ave	23		21.1%	5		14.3%		
Chattanooga Rd	14		12.8%	1		2.9%		
Glenwood Ave	7		6.4%	3		8.6%		

	Traffic Stops	Warnings	Citations
July 2025	959	761	455
2025 YTD	7486	5433	3655
2024 YTD	6436	3378	3677



FINANCIAL STATISTICS

July 2025

SUMMARY OF THE FINANCIAL STATUS THROUGH JULY 2025

The police department budget for FY 2025 is now in its implementation, and we have expended approximately 52.4% of our 2025 budget through July. Currently, we believe there will be sufficient funds to accomplish our 2025 goals and meet the needs of the department.

YEAR-TO-DATE BUDGET REPORT

FOR 2025 07

ACCOUNTS FOR:	ORIGINAL	TRANFRS/	REVISED				AVAILABLE	PCT
0010 GENERAL FUND - OPERATING	APPROP	ADJSTMTS	BUDGET	YTD EXPENDED	ENCUMBRANCES	BUDGET	USED	
321000 PD ADMINISTRATION								
321000 511100 WAGES - REGULAR	577,000	0	577,000	317,700.96	.00	259,299.04	55.1%	
321000 511300 WAGES - OVERTIME	1,000	0	1,000	76.17	.00	923.83	7.6%	
321000 512100 GROUP INSURANCE	52,000	0	52,000	30,364.88	.00	21,635.12	58.4%	
321000 512110 PTSD INSURANCE	13,700	0	13,700	12,597.50	.00	1,102.50	92.0%	
321000 512200 FICA & MEDICARE	44,500	0	44,500	24,927.76	.00	19,572.24	56.0%	
321000 512401 RETIREMENT DCP	17,500	0	17,500	9,960.24	.00	7,539.76	56.9%	
321000 512402 RETIREMENT DBP	157,500	0	157,500	91,102.99	.00	66,397.01	57.8%	
321000 512403 RETIREMENT STATE	1,700	0	1,700	735.00	.00	965.00	43.2%	
321000 512700 WORKERS COMPENSAT	10,000	0	10,000	5,835.00	.00	4,165.00	58.4%	
321000 512850 OPEB FUNDING	114,700	0	114,700	62,518.74	.00	52,181.26	54.5%	
321000 512900 OTHER EMPLOYEE BE	3,600	0	3,600	2,022.60	.00	1,577.40	56.2%	
321000 512915 CLEANING ALLOWANC	2,400	0	2,400	241.75	.00	2,158.25	10.1%	
321000 512916 CLOTHING ALLOWANC	2,400	0	2,400	1,200.00	.00	1,200.00	50.0%	
321000 521200 PROFESSIONAL CONT	0	3,000	3,000	1,685.00	.00	1,315.00	56.2%	
321000 521300 TECHNICAL CONTRAC	4,000	-3,000	1,000	.00	.00	1,000.00	.0%	
321000 522220 EQUIPMENT MAINT &	5,000	0	5,000	2,438.18	.00	2,561.82	48.8%	
321000 522230 VEHICLE REPAIRS &	4,000	0	4,000	.00	.00	4,000.00	.0%	
321000 522320 RENTAL - EQUIPMEN	9,000	0	9,000	3,608.03	109.80	5,282.17	41.3%	
321000 523100 INSURANCE COMMERC	236,500	-85,000	151,500	146,942.76	.00	4,557.24	97.0%	
321000 523200 COMMUNICATIONS	50,000	0	50,000	27,568.26	.00	22,431.74	55.1%	
321000 523210 POSTAGE	4,500	0	4,500	435.92	.00	4,064.08	9.7%	
321000 523400 PRINTING & BINDIN	3,000	0	3,000	1,144.50	.00	1,855.50	38.2%	
321000 523500 TRAVEL	14,000	0	14,000	4,650.17	.00	9,349.83	33.2%	
321000 523600 DUES & FEES	5,000	0	5,000	2,133.98	42.11	2,823.91	43.5%	
321000 523630 RADIO SUBSCRIBER F	29,000	0	29,000	23,235.60	.00	5,764.40	80.1%	
321000 523700 TRAINING & EDUCAT	8,000	0	8,000	2,998.54	30.00	4,971.46	37.9%	
321000 523850 CONTRACT LABOR	5,000	0	5,000	.00	.00	5,000.00	.0%	
321000 523920 SOFTWARE LICENSES	190,000	0	190,000	122,093.97	9,062.46	58,843.57	69.0%	
321000 531100 SUPPLIES - GENERA	1,000	0	1,000	82.13	.00	917.87	8.2%	
321000 531110 SUPPLIES - OFFICE	2,000	0	2,000	789.64	.00	1,210.36	39.5%	
321000 531250 OIL	1,000	0	1,000	.00	.00	1,000.00	.0%	
321000 531270 GASOLINE	7,000	0	7,000	2,627.66	.00	4,372.34	37.5%	
321000 531300 MEALS - FOOD	2,000	0	2,000	19.57	.00	1,980.43	1.0%	
321000 531600 SMALL EQUIPMENT <	2,000	-2,000	0	.00	.00	.00	.0%	
321000 531700 OTHER SUPPLIES	2,000	0	2,000	316.25	.00	1,683.75	15.8%	
321000 572000 PAYMENT TO OTHER	0	5,400	5,400	5,321.50	.00	78.50	98.5%	
TOTAL PD ADMINISTRATION	1,582,000	-81,600	1,500,400	907,375.25	9,244.37	583,780.38	61.1%	

YEAR-TO-DATE BUDGET REPORT

FOR 2025 07								
ACCOUNTS FOR:	ORIGINAL	TRANFRS/	REVISED				AVAILABLE	PCT
0010 GENERAL FUND - OPERATING	APPROP	ADJSTMTS	BUDGET	YTD EXPENDED	ENCUMBRANCES	BUDGET	USED	
322100 PD CRIMINAL INVESTIGATION DIV								
322100 511100 WAGES - REGULAR	1,340,000	0	1,340,000	742,933.21	.00	597,066.79	55.4%	
322100 511300 WAGES - OVERTIME	51,000	0	51,000	8,568.91	.00	42,431.09	16.8%	
322100 512100 GROUP INSURANCE	232,000	0	232,000	106,408.98	.00	125,591.02	45.9%	
322100 512200 FICA & MEDICARE	106,000	0	106,000	57,848.67	.00	48,151.33	54.6%	
322100 512401 RETIREMENT DCP	79,000	0	79,000	42,756.82	.00	36,243.18	54.1%	
322100 512402 RETIREMENT DBP	223,000	0	223,000	133,964.16	.00	89,035.84	60.1%	
322100 512403 RETIREMENT STATE	6,500	0	6,500	3,570.00	.00	2,930.00	54.9%	
322100 512700 WORKERS COMPENSAT	30,000	0	30,000	17,500.00	.00	12,500.00	58.3%	
322100 512900 OTHER EMPLOYEE BE	8,500	0	8,500	4,560.36	.00	3,939.64	53.7%	
322100 512915 CLEANING ALLOWANC	4,000	0	4,000	1,580.25	.00	2,419.75	39.5%	
322100 512916 CLOTHING ALLOWANC	9,000	0	9,000	4,155.00	.00	4,845.00	46.2%	
322100 522220 EQUIPMENT MAINT &	3,500	0	3,500	.00	.00	3,500.00	.0%	
322100 522230 VEHICLE REPAIRS &	7,000	2,500	9,500	2,794.80	2,081.00	4,624.20	51.3%	
322100 523500 TRAVEL	20,000	0	20,000	8,134.03	1,090.00	10,775.97	46.1%	
322100 523600 DUES & FEES	5,000	0	5,000	984.08	.00	4,015.92	19.7%	
322100 523700 TRAINING & EDUCAT	19,000	0	19,000	5,575.20	90.00	13,334.80	29.8%	
322100 523900 PEPI OTHER PURCHAS	25,500	0	25,500	.00	.00	25,500.00	.0%	
322100 531100 SUPPLIES - GENERA	3,000	0	3,000	735.51	19.79	2,244.70	25.2%	
322100 531110 SUPPLIES - OFFICE	4,000	0	4,000	1,586.42	.00	2,413.58	39.7%	
322100 531250 OIL	2,500	0	2,500	.00	.00	2,500.00	.0%	
322100 531270 GASOLINE	20,000	0	20,000	8,193.58	.00	11,806.42	41.0%	
322100 531300 MEALS - FOOD	1,000	0	1,000	267.57	.00	732.43	26.8%	
322100 531600 SMALL EQUIPMENT <	16,500	0	16,500	10,950.00	.00	5,550.00	66.4%	
322100 531700 OTHER SUPPLIES	5,000	0	5,000	828.32	.00	4,171.68	16.6%	
TOTAL PD CRIMINAL INVESTIGATION DIV	2,221,000	2,500	2,223,500	1,163,895.87	3,280.79	1,056,323.34	52.5%	

YEAR-TO-DATE BUDGET REPORT

FOR 2025 07								
ACCOUNTS FOR:	ORIGINAL	TRANFRS/	REVISED				AVAILABLE	PCT
0010 GENERAL FUND - OPERATING	APPROP	ADJSTMTS	BUDGET	YTD EXPENDED	ENCUMBRANCES	BUDGET	USED	
322300 PD PATROL								
322300 511100 WAGES - REGULAR	4,586,000	-2,500	4,583,500	2,274,197.03	.00	2,309,302.97	49.6%	
322300 511300 WAGES - OVERTIME	125,500	0	125,500	34,730.58	.00	90,769.42	27.7%	
322300 511320 WAGES - HIRING IN	0	2,500	2,500	.00	.00	2,500.00	.0%	
322300 512100 GROUP INSURANCE	684,700	0	684,700	376,180.74	.00	308,519.26	54.9%	
322300 512200 FICA & MEDICARE	355,000	0	355,000	177,665.36	.00	177,334.64	50.0%	
322300 512401 RETIREMENT DCP	408,000	0	408,000	195,311.40	.00	212,688.60	47.9%	
322300 512402 RETIREMENT DBP	188,000	0	188,000	108,839.66	.00	79,160.34	57.9%	
322300 512403 RETIREMENT STATE	30,600	0	30,600	12,740.00	.00	17,860.00	41.6%	
322300 512700 WORKERS COMPENSAT	123,700	0	123,700	71,200.00	.00	52,500.00	57.6%	
322300 512900 OTHER EMPLOYEE BE	30,000	0	30,000	14,520.63	.00	15,479.37	48.4%	
322300 512915 CLEANING ALLOWANC	10,000	0	10,000	3,934.50	.00	6,065.50	39.3%	
322300 522220 EQUIPMENT MAINT &	11,000	0	11,000	4,261.12	225.00	6,513.88	40.8%	
322300 522230 VEHICLE REPAIRS &	66,000	0	66,000	31,542.56	2,132.94	32,324.50	51.0%	
322300 522230 SHOP VEHICLE EXP -	104,000	0	104,000	70,798.10	.00	33,201.90	68.1%	
322300 523500 TRAVEL	74,000	0	74,000	41,489.77	4,217.72	28,292.51	61.8%	
322300 523600 DUES & FEES	4,000	0	4,000	720.00	.00	3,280.00	18.0%	
322300 523700 TRAINING & EDUCAT	46,000	0	46,000	14,821.69	1,352.50	29,825.81	35.2%	
322300 531100 SUPPLIES - GENERA	6,000	0	6,000	1,255.25	.00	4,744.75	20.9%	
322300 531110 SUPPLIES - OFFICE	3,000	0	3,000	183.62	.00	2,816.38	6.1%	
322300 531120 UNIFORMS	60,000	0	60,000	27,555.41	4,095.29	28,349.30	52.8%	
322300 531200 PDCAM UTILITIES -	3,000	0	3,000	1,146.04	.00	1,853.96	38.2%	
322300 531250 OIL	3,000	0	3,000	2,269.79	.00	730.21	75.7%	
322300 531270 GASOLINE	167,000	0	167,000	68,492.38	.00	98,507.62	41.0%	
322300 531300 MEALS - FOOD	2,000	0	2,000	119.74	.00	1,880.26	6.0%	
322300 531600 SMALL EQUIPMENT <	50,000	0	50,000	9,102.54	1,030.00	39,867.46	20.3%	
322300 531700 OTHER SUPPLIES	5,000	0	5,000	715.30	25.86	4,258.84	14.8%	
TOTAL PD PATROL	7,145,500	0	7,145,500	3,543,793.21	13,079.31	3,588,627.48	49.8%	

YEAR-TO-DATE BUDGET REPORT

FOR 2025 07								
ACCOUNTS FOR:	ORIGINAL	TRANFRS/	REVISED				AVAILABLE	PCT
0010 GENERAL FUND - OPERATING	APPROP	ADJSTMTS	BUDGET	YTD EXPENDED	ENCUMBRANCES	BUDGET	USED	
322400 PD SUPPORT SERVICES								
322400 511100 WAGES - REGULAR	815,000	0	815,000	471,392.66	.00	343,607.34	57.8%	
322400 511300 WAGES - OVERTIME	6,700	0	6,700	1,904.87	.00	4,795.13	28.4%	
322400 512100 GROUP INSURANCE	181,000	0	181,000	96,298.64	.00	84,701.36	53.2%	
322400 512200 FICA & MEDICARE	63,500	0	63,500	35,263.27	.00	28,236.73	55.5%	
322400 512401 RETIREMENT DCP	63,000	0	63,000	33,813.03	.00	29,186.97	53.7%	
322400 512402 RETIREMENT DBP	80,000	0	80,000	46,249.77	.00	33,750.23	57.8%	
322400 512403 RETIREMENT STATE	2,100	0	2,100	1,435.00	.00	665.00	68.3%	
322400 512700 WORKERS COMPENSAT	22,000	0	22,000	12,835.00	.00	9,165.00	58.3%	
322400 512900 OTHER EMPLOYEE BE	5,200	0	5,200	2,858.21	.00	2,341.79	55.0%	
322400 512915 CLEANING ALLOWANC	2,400	0	2,400	164.00	.00	2,236.00	6.8%	
322400 512916 CLOTHING ALLOWANC	600	0	600	300.00	.00	300.00	50.0%	
322400 521300 TECHNICAL CONTRAC	18,000	0	18,000	4,305.82	.00	13,694.18	23.9%	
322400 522140 LAWN CARE CONTRAC	14,000	0	14,000	5,543.00	.00	8,457.00	39.6%	
322400 522210 BUILDING REPAIRS	42,000	0	42,000	21,205.48	463.29	20,331.23	51.6%	
322400 522230 VEHICLE REPAIRS &	3,000	0	3,000	2,141.12	.00	858.88	71.4%	
322400 523500 TRAVEL	18,000	-6,000	12,000	4,517.52	460.00	7,022.48	41.5%	
322400 523600 DUES & FEES	3,000	0	3,000	324.08	.00	2,675.92	10.8%	
322400 523620 CREDIT CARD & BAN	1,000	0	1,000	.00	.00	1,000.00	.0%	
322400 523700 TRAINING & EDUCAT	32,000	6,000	38,000	29,397.06	1,237.50	7,365.44	80.6%	
322400 531100 SUPPLIES - GENERA	3,000	0	3,000	2,728.56	.00	271.44	91.0%	
322400 531110 SUPPLIES - OFFICE	3,000	0	3,000	1,761.82	.00	1,238.18	58.7%	
322400 531120 UNIFORMS	4,000	0	4,000	375.60	565.00	3,059.40	23.5%	
322400 531150 SUPPLIES - GROUND	3,000	0	3,000	.00	.00	3,000.00	.0%	
322400 531155 SUPPLIES - BUILDI	28,000	0	28,000	8,173.93	2,919.18	16,906.89	39.6%	
322400 531200 UTILITIES	72,000	0	72,000	28,350.04	.00	43,649.96	39.4%	
322400 531250 OIL	1,000	0	1,000	.00	.00	1,000.00	.0%	
322400 531270 GASOLINE	8,500	0	8,500	4,333.14	.00	4,166.86	51.0%	
322400 531300 MEALS - FOOD	1,000	0	1,000	141.23	.00	858.77	14.1%	
322400 531600 SMALL EQUIPMENT <	11,500	0	11,500	4,534.00	.00	6,966.00	39.4%	
322400 531700 OTHER SUPPLIES	14,000	2,000	16,000	6,087.75	2,575.00	7,337.25	54.1%	
TOTAL PD SUPPORT SERVICES	1,521,500	2,000	1,523,500	826,434.60	8,219.97	688,845.43	54.8%	

YEAR-TO-DATE BUDGET REPORT

FOR 2025 07								
ACCOUNTS FOR:	ORIGINAL	TRANFRS/	REVISED				AVAILABLE	PCT
0010 GENERAL FUND - OPERATING	APPROP	ADJSTMTS	BUDGET	YTD EXPENDED	ENCUMBRANCES		BUDGET	USED
322600 CUSTODY OF PRISONERS								
322600 523900 OTHER PURCHASED S	95,000	0	95,000	69,254.62	.00		25,745.38	72.9%
TOTAL CUSTODY OF PRISONERS	95,000	0	95,000	69,254.62	.00		25,745.38	72.9%
TOTAL GENERAL FUND - OPERATING	12,565,000	-77,100	12,487,900	6,510,753.55	33,824.44		5,943,322.01	52.4%
TOTAL EXPENSES	12,565,000	-77,100	12,487,900	6,510,753.55	33,824.44		5,943,322.01	

YEAR-TO-DATE BUDGET REPORT

FOR 2025 07							
	ORIGINAL APPROP	TRANFRS/ ADJSTMTS	REVISED BUDGET	YTD EXPENDED	ENCUMBRANCES	AVAILABLE BUDGET	PCT USED
GRAND TOTAL	12,565,000	-77,100	12,487,900	6,510,753.55	33,824.44	5,943,322.01	52.4%
** END OF REPORT - Generated by Martha Lopez **							



Dalton Fire Department

404 School Street, Dalton, GA 30720

Phone: 706-278-7363

Breakdown by Incident Type

Report Period: 7/1/2025 - 7/31/2025 11:59:59 PM

Incident Type	Incidents	Exposures
311 Medical assist, assist EMS crew	209	0
611 Dispatched & canceled en route	34	0
322 Motor vehicle accident with injuries	13	0
622 No incident found on arrival at dispatch address	12	0
745 Alarm system activation, no fire - unintentional	12	0
735 Alarm system sounded due to malfunction	11	0
743 Smoke detector activation, no fire - unintentional	8	0
444 Power line down	8	0
323 Motor vehicle/pedestrian accident (MV Ped)	7	0
324 Motor vehicle accident with no injuries.	7	0
500 Service Call, other	6	0
733 Smoke detector activation due to malfunction	5	0
651 Smoke scare, odor of smoke	4	0
600 Good intent call, other	4	0
111 Building fire	4	0
551 Assist police or other governmental agency	3	0
251 Excessive heat, scorch burns with no ignition	2	0
445 Arcing, shorted electrical equipment	2	0
142 Brush or brush-and-grass mixture fire	2	0
143 Grass fire	1	0
150 Outside rubbish fire, other	1	0
113 Cooking fire, confined to container	1	0
132 Road freight or transport vehicle fire	1	0
381 Rescue or EMS standby	1	0

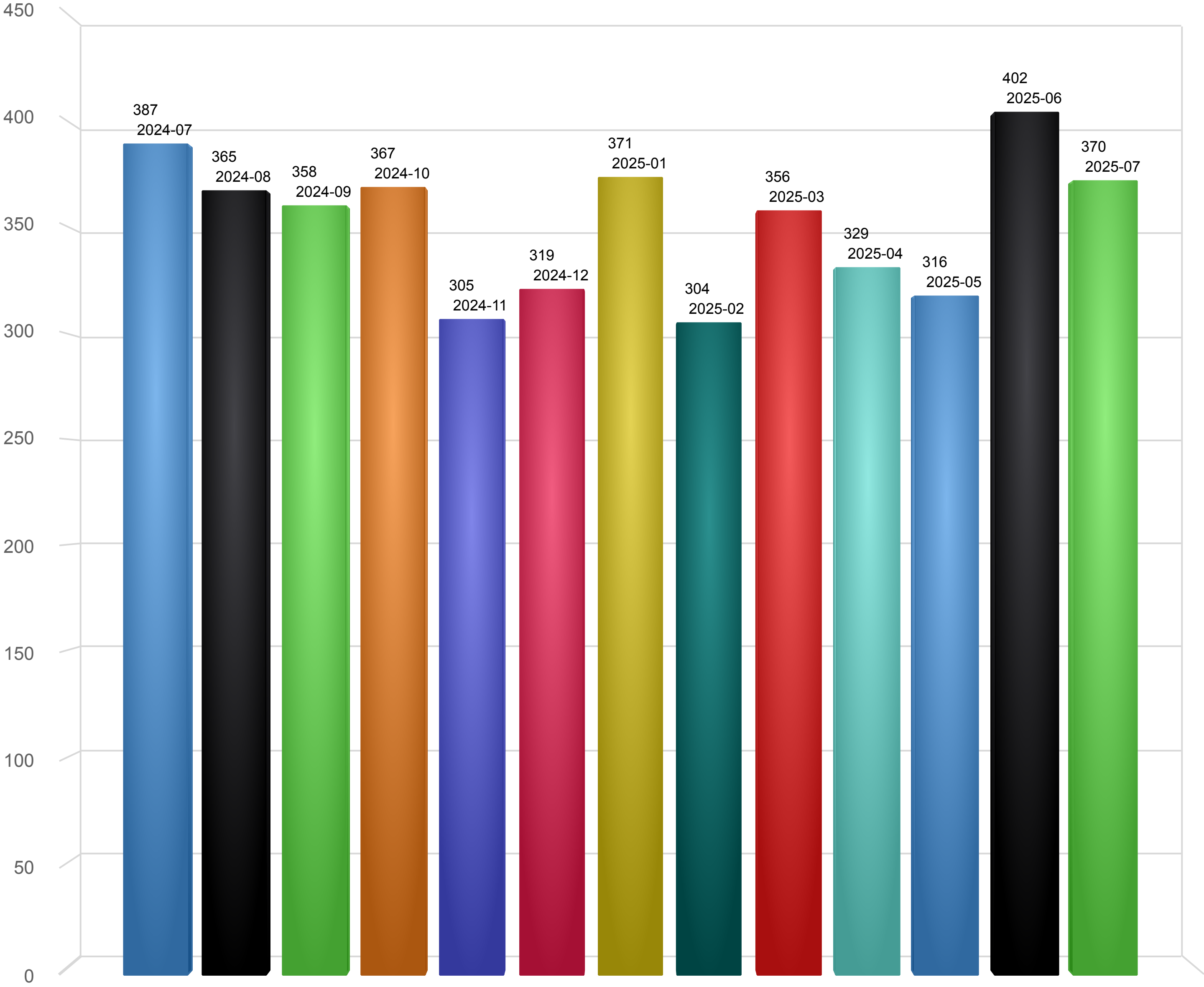
Incident Type	Incidents	Exposures
412 Gas leak (natural gas or LPG)	1	0
424 Carbon monoxide incident	1	0
522 Water or steam leak	1	0
553 Public service	1	0
561 Unauthorized burning	1	0
652 Steam, vapor, fog or dust thought to be smoke	1	0
715 Local alarm system, malicious false alarm	1	0
731 Sprinkler activation due to malfunction	1	0
741 Sprinkler activation, no fire - unintentional	1	0
650 Steam, other gas mistaken for smoke, other	1	0
744 Detector activation, no fire - unintentional	1	0
746 Carbon monoxide detector activation, no CO	1	0

	Incidents	Exposures
Total	370	0

Incidents by Months

07/01/2024-07/31/2025

- 2024-07
- 2024-08
- 2024-09
- 2024-10
- 2024-11
- 2024-12
- 2025-01
- 2025-02
- 2025-03
- 2025-04
- 2025-05
- 2025-06
- 2025-07



Incident Count

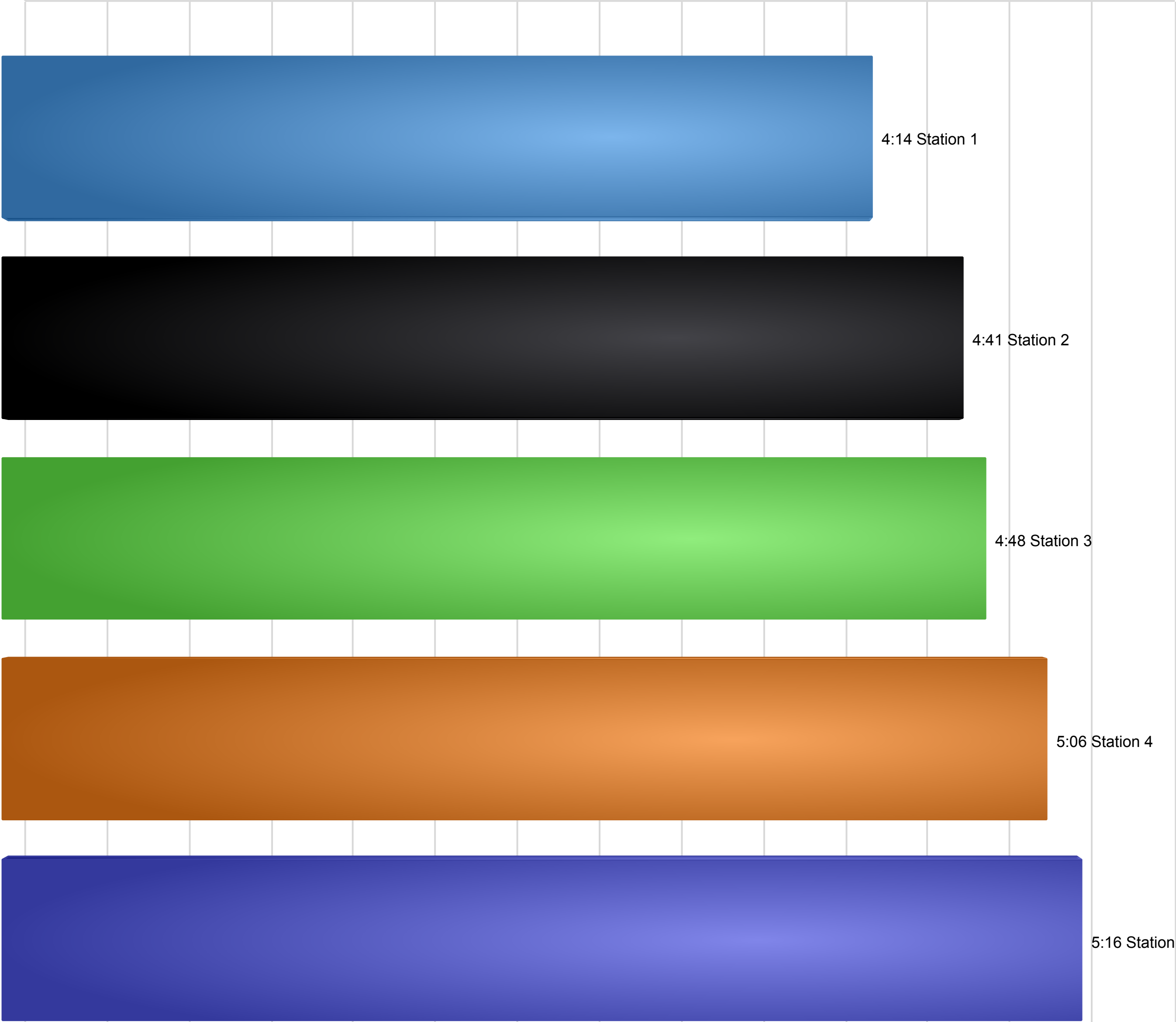
Total of Month: 4,549

- Station 1
- Station 2
- Station 3
- Station 4
- Station 5

Average Response Time by Station

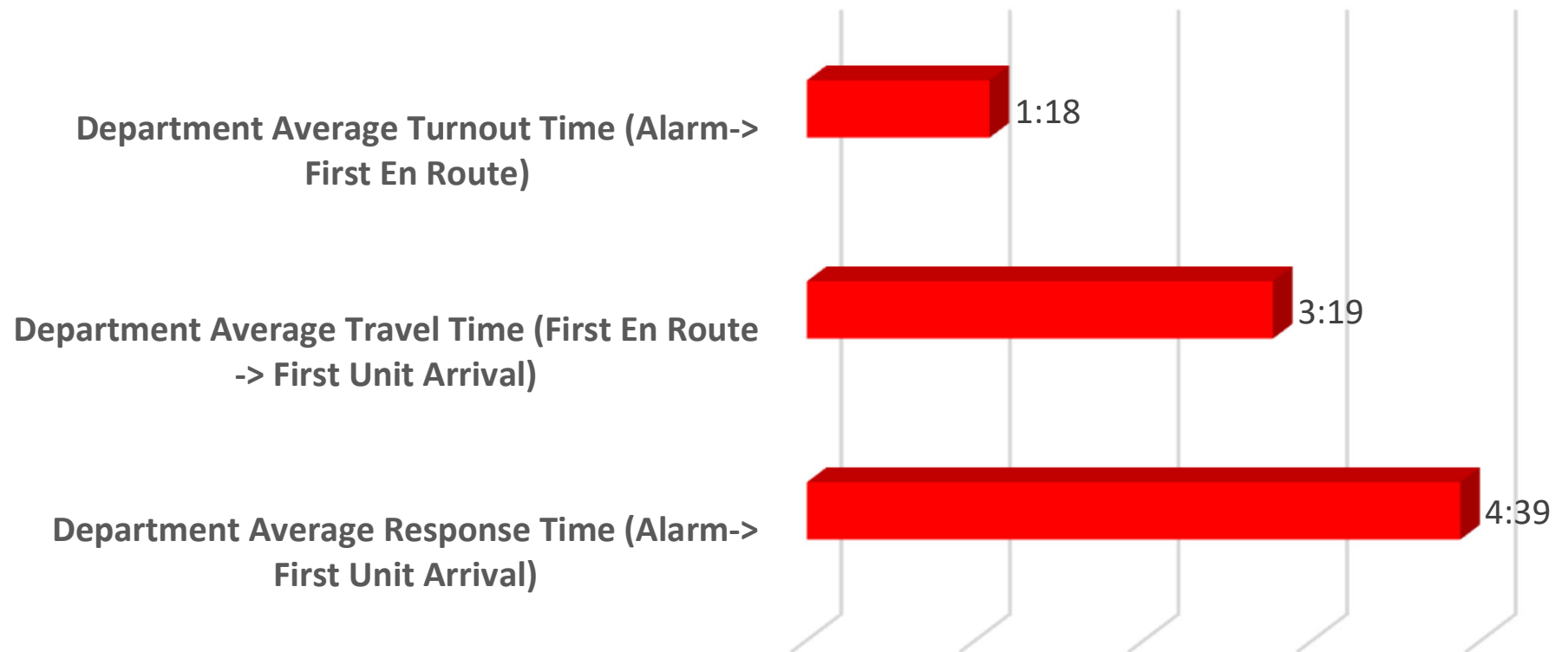
07/01/2024-07/31/2025

Response Time



Total of Station: 4:39

Department Response Times





Dalton Fire Department

404 School Street, Dalton, GA 30720

Phone: 706-278-7363

Injuries and Property Loss

(Dates: 7/1/2025 - 7/31/2025 11:59:59 PM)

CODE	DESCRIPTOR	FREQ	FREQ %	EXPs	CIV DTHS	CIV DTHS %	CIV INJS	CIV INJS %	FF DTHS	FF DTHS %	FF INJS	FF INJS %	PROP LOSS	PROP LOSS %	CONT LOSS	CONT LOSS %	TOTAL LOSS	TOTAL LOSS %
111	Building fire	3	0.85%	0	0	0.00%	0	0.00%	0	0.00%	0	0.00%	1,038,451	99.85%	55,000	100.00%	1,093,451	99.85%
113	Cooking fire, confined to container	1	0.28%	0	0	0.00%	0	0.00%	0	0.00%	0	0.00%	0	0.00%	0	0.00%	0	0.00%
132	Road freight or transport vehicle fire	1	0.28%	0	0	0.00%	0	0.00%	0	0.00%	0	0.00%	1,600	0.15%	0	0.00%	1,600	0.15%
142	Brush or brush-and-grass mixture fire	2	0.57%	0	0	0.00%	0	0.00%	0	0.00%	0	0.00%	0	0.00%	0	0.00%	0	0.00%
143	Grass fire	1	0.28%	0	0	0.00%	0	0.00%	0	0.00%	0	0.00%	0	0.00%	0	0.00%	0	0.00%
150	Outside rubbish fire, other	1	0.28%	0	0	0.00%	0	0.00%	0	0.00%	0	0.00%	0	0.00%	0	0.00%	0	0.00%
251	Excessive heat, scorch burns with no ignition	2	0.57%	0	0	0.00%	0	0.00%	0	0.00%	0	0.00%	0	0.00%	0	0.00%	0	0.00%
311	Medical assist, assist EMS crew	206	58.69%	0	0	0.00%	0	0.00%	0	0.00%	0	0.00%	0	0.00%	0	0.00%	0	0.00%
322	Motor vehicle accident with injuries	12	3.42%	0	0	0.00%	0	0.00%	0	0.00%	0	0.00%	0	0.00%	0	0.00%	0	0.00%

CODE	DESCRIPTOR	FREQ	FREQ %	EXPs	CIV DTHS	CIV DTHS %	CIV INJS	CIV INJS %	FF DTHS	FF DTHS %	FF INJS	FF INJS %	PROP LOSS	PROP LOSS %	CONT LOSS	CONT LOSS %	TOTAL LOSS	TOTAL LOSS %
323	Motor vehicle/pedestrian accident (MV Ped)	6	1.71%	0	0	0.00%	0	0.00%	0	0.00%	0	0.00%	0	0.00%	0	0.00%	0	0.00%
324	Motor vehicle accident with no injuries.	7	1.99%	0	0	0.00%	0	0.00%	0	0.00%	0	0.00%	0	0.00%	0	0.00%	0	0.00%
381	Rescue or EMS standby	1	0.28%	0	0	0.00%	0	0.00%	0	0.00%	0	0.00%	0	0.00%	0	0.00%	0	0.00%
412	Gas leak (natural gas or LPG)	1	0.28%	0	0	0.00%	0	0.00%	0	0.00%	0	0.00%	0	0.00%	0	0.00%	0	0.00%
424	Carbon monoxide incident	1	0.28%	0	0	0.00%	0	0.00%	0	0.00%	0	0.00%	0	0.00%	0	0.00%	0	0.00%
444	Power line down	8	2.28%	0	0	0.00%	0	0.00%	0	0.00%	0	0.00%	0	0.00%	0	0.00%	0	0.00%
445	Arcing, shorted electrical equipment	2	0.57%	0	0	0.00%	0	0.00%	0	0.00%	0	0.00%	0	0.00%	0	0.00%	0	0.00%
500	Service Call, other	6	1.71%	0	0	0.00%	0	0.00%	0	0.00%	0	0.00%	0	0.00%	0	0.00%	0	0.00%
522	Water or steam leak	1	0.28%	0	0	0.00%	0	0.00%	0	0.00%	0	0.00%	0	0.00%	0	0.00%	0	0.00%
551	Assist police or other governmental agency	2	0.57%	0	0	0.00%	0	0.00%	0	0.00%	0	0.00%	0	0.00%	0	0.00%	0	0.00%
553	Public service	1	0.28%	0	0	0.00%	0	0.00%	0	0.00%	0	0.00%	0	0.00%	0	0.00%	0	0.00%
561	Unauthorized burning	1	0.28%	0	0	0.00%	0	0.00%	0	0.00%	0	0.00%	0	0.00%	0	0.00%	0	0.00%

CODE	DESCRIPTOR	FREQ	FREQ %	EXPs	CIV DTHS	CIV DTHS %	CIV INJS	CIV INJS %	FF DTHS	FF DTHS %	FF INJS	FF INJS %	PROP LOSS	PROP LOSS %	CONT LOSS	CONT LOSS %	TOTAL LOSS	TOTAL LOSS %
600	Good intent call, other	4	1.14%	0	0	0.00%	0	0.00%	0	0.00%	0	0.00%	0	0.00%	0	0.00%	0	0.00%
611	Dispatched & canceled en route	29	8.26%	0	0	0.00%	0	0.00%	0	0.00%	0	0.00%	0	0.00%	0	0.00%	0	0.00%
622	No incident found on arrival at dispatch address	10	2.85%	0	0	0.00%	0	0.00%	0	0.00%	0	0.00%	0	0.00%	0	0.00%	0	0.00%
650	Steam, other gas mistaken for smoke, other	1	0.28%	0	0	0.00%	0	0.00%	0	0.00%	0	0.00%	0	0.00%	0	0.00%	0	0.00%
651	Smoke scare, odor of smoke	3	0.85%	0	0	0.00%	0	0.00%	0	0.00%	0	0.00%	0	0.00%	0	0.00%	0	0.00%
652	Steam, vapor, fog or dust thought to be smoke	1	0.28%	0	0	0.00%	0	0.00%	0	0.00%	0	0.00%	0	0.00%	0	0.00%	0	0.00%
715	Local alarm system, malicious false alarm	1	0.28%	0	0	0.00%	0	0.00%	0	0.00%	0	0.00%	0	0.00%	0	0.00%	0	0.00%
731	Sprinkler activation due to malfunction	1	0.28%	0	0	0.00%	0	0.00%	0	0.00%	0	0.00%	0	0.00%	0	0.00%	0	0.00%
733	Smoke detector activation due to malfunction	5	1.42%	0	0	0.00%	0	0.00%	0	0.00%	0	0.00%	0	0.00%	0	0.00%	0	0.00%
735	Alarm system sounded due to malfunction	10	2.85%	0	0	0.00%	0	0.00%	0	0.00%	0	0.00%	0	0.00%	0	0.00%	0	0.00%
741	Sprinkler activation, no fire - unintentional	1	0.28%	0	0	0.00%	0	0.00%	0	0.00%	0	0.00%	0	0.00%	0	0.00%	0	0.00%
743	Smoke detector activation, no fire - unintentional	7	1.99%	0	0	0.00%	0	0.00%	0	0.00%	0	0.00%	0	0.00%	0	0.00%	0	0.00%

CODE	DESCRIPTOR	FREQ	FREQ %	EXPs	CIV DTHS	CIV DTHS %	CIV INJS	CIV INJS %	FF DTHS	FF DTHS %	FF INJS	FF INJS %	PROP LOSS	PROP LOSS %	CONT LOSS	CONT LOSS %	TOTAL LOSS	TOTAL LOSS %
744	Detector activation, no fire - unintentional	1	0.28%	0	0	0.00%	0	0.00%	0	0.00%	0	0.00%	0	0.00%	0	0.00%	0	0.00%
745	Alarm system activation, no fire - unintentional	10	2.85%	0	0	0.00%	0	0.00%	0	0.00%	0	0.00%	0	0.00%	0	0.00%	0	0.00%
746	Carbon monoxide detector activation, no CO	1	0.28%	0	0	0.00%	0	0.00%	0	0.00%	0	0.00%	0	0.00%	0	0.00%	0	0.00%
Totals		351	100%	0	0	100%	0	100%	0	100%	0	100%	1,040,051	100%	55,000	100%	1,095,051	100%
Mutual Aid Given Incidents		19																

Training Division Monthly Report

July 2025

Overview

Departmental training included a ROHVA UTV Safety Course facilitated by the Whitfield County Fire Department, with approximately 10 personnel from each shift and training division staff participating. The course featured a cone course at the Dalton RC Airfield on Brooker Drive and practical evolutions at the Houston Valley OHV Trails on Capehart Road. Additional departmental training included houseline deployment and master stream deployment tactics and flows training.

Company-level training included area familiarization, driver operator, ropes and knots, ladders, communications, fire hose, and other company officer–chosen training topics.

Departmental in-service training for APX NEXT radios was completed.

Training hours during the month totaled **2,089**.

A Structural Search and Rescue Train-the-Trainer course was facilitated for the Heard County Fire Department. Training Division personnel and Chief Dempsey met with the Cartersville Fire Department Training Division to assist with their transition to the EPR Fireworks records management system.

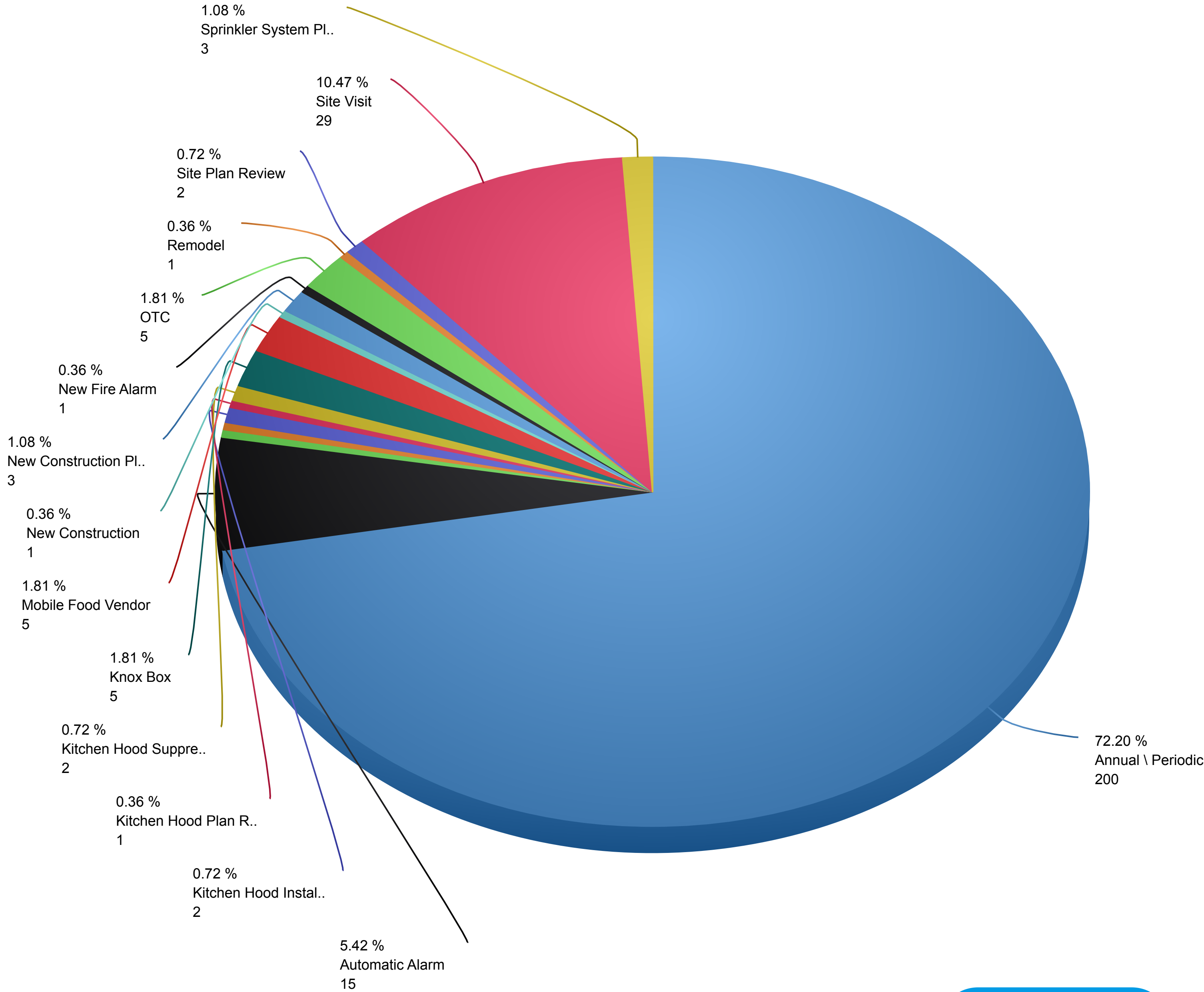
Outside Schools

Introduction to Technical Rescue at the Georgia Public Safety Training Center in Forsyth.

Inspection Visit History by Inspection Type

07/01/2025-07/31/2025

- Annual \ Periodic
- Automatic Alarm
- Fire Alarm Plan Review
- Fireworks Display
- Kitchen Hood Installation
- Kitchen Hood Plan Review
- Kitchen Hood Suppression System Plan Review
- Knox Box
- Mobile Food Vendor
- New Construction
- New Construction Plan Review
- New Fire Alarm
- OTC
- Remodel
- Site Plan Review
- Site Visit
- Sprinkler System Plan Review



Total of Inspection Type: 277

YEAR-TO-DATE BUDGET REPORT

07/31/2025

FOR 2025 07

ACCOUNTS FOR: 0010 GENERAL FUND - OPERATING	ORIGINAL APPROP	TRANFRS/ ADJSTMTS	REVISED BUDGET	YTD EXPENDED	ENCUMBRANCES	AVAILABLE BUDGET	PCT USED
350000 511100 WAGES REG	6,800,000	0	6,800,000	3,736,139.13	.00	3,063,860.87	54.9%
350000 511300 WAGES - OT	524,000	0	524,000	276,116.52	.00	247,883.48	52.7%
350000 512100 GROUP INS	1,130,000	0	1,130,000	650,900.62	.00	479,099.38	57.6%
350000 512110 PTST INS	14,500	0	14,500	12,597.50	.00	1,902.50	86.9%
350000 512200 FICA & MED	566,000	0	566,000	306,045.70	.00	259,954.30	54.1%
350000 512401 RETDCP	520,000	0	520,000	291,680.87	.00	228,319.13	56.1%
350000 512402 RET DBP	858,000	0	858,000	462,380.29	.00	395,619.71	53.9%
350000 512403 RET STATE	29,000	0	29,000	16,450.00	.00	12,550.00	56.7%
350000 512700 WORKERS CO	114,800	0	114,800	67,300.00	.00	47,500.00	58.6%
350000 512850 OPEB	199,000	0	199,000	112,246.13	.00	86,753.87	56.4%
350000 512900 OTHER EMPL	44,200	0	44,200	22,636.27	.00	21,563.73	51.2%
350000 512915 CLEANING A	50,500	0	50,500	2,523.13	.00	47,976.87	5.0%
350000 512950 FD CANCER	19,000	-2,455	16,545	16,280.00	.00	265.00	98.4%
350000 513100 HISTORICAL	-214,000	0	-214,000	.00	.00	-214,000.00	.0%
350000 521200 P	0	2,455	2,455	2,453.00	.00	2.00	99.9%
350000 522140 LAWN CARE	5,500	0	5,500	2,912.00	.00	2,588.00	52.9%
350000 522210 BUILD R&M	68,000	0	68,000	28,254.38	4,231.61	35,514.01	47.8%
350000 522220 EQ REPAIRS	32,000	0	32,000	12,450.18	2,069.14	17,480.68	45.4%
350000 522220 APPA MTN APP	125,000	0	125,000	65,808.21	2,380.98	56,810.81	54.6%
350000 522320 RENT EQUIP	4,000	0	4,000	1,834.02	.00	2,165.98	45.9%
350000 523100 INSURANCE	108,500	-32,000	76,500	67,995.73	.00	8,504.27	88.9%
350000 523200 COMMUNICAT	37,000	0	37,000	16,781.20	647.88	19,570.92	47.1%
350000 523500 TRAVEL	20,000	0	20,000	5,513.95	94.59	14,391.46	28.0%
350000 523600 DUES	6,000	0	6,000	685.00	.00	5,315.00	11.4%
350000 523630 RADIO SUBC	12,000	0	12,000	10,592.70	.00	1,407.30	88.3%
350000 523640 VEHICLE IM	1,000	0	1,000	700.00	.00	300.00	70.0%
350000 523700 TRAINING	28,000	0	28,000	14,185.76	94.65	13,719.59	51.0%
350000 523920 SOFT LIC	22,000	0	22,000	20,070.01	.00	1,929.99	91.2%
350000 531100 SUP GENERA	25,000	0	25,000	6,921.43	92.82	17,985.75	28.1%
350000 531110 SUP OFFICE	4,000	0	4,000	1,688.76	101.09	2,210.15	44.7%
350000 531120 UNIFORMS	150,000	0	150,000	129,331.22	1,260.00	19,408.78	87.1%
350000 531150 SUP GROUND	3,000	0	3,000	.00	.00	3,000.00	.0%
350000 531200 UTILITIES	145,000	0	145,000	82,295.71	.00	62,704.29	56.8%
350000 531240 BOTTLE GAS	0	4,000	4,000	2,144.55	.00	1,855.45	53.6%
350000 531250 OIL	6,000	0	6,000	2,158.20	11.49	3,830.31	36.2%
350000 531270 GASOLINE	17,000	-1,500	15,500	6,696.20	.00	8,803.80	43.2%
350000 531275 DIESEL	63,000	-2,500	60,500	22,360.53	.00	38,139.47	37.0%
350000 531300 MEALS FOOD	2,000	0	2,000	552.50	99.05	1,348.45	32.6%
350000 531600 SMALL EQUI	30,000	0	30,000	1,099.00	.00	28,901.00	3.7%
350000 531700 OTHER SUPP	15,000	0	15,000	2,506.91	64.89	12,428.20	17.1%
350000 531700 HAZM OTHER SUPP	12,000	0	12,000	3,564.85	-210.54	8,645.69	28.0%
350000 531700 SAFET OTHER SUPP	5,000	0	5,000	3,539.67	.00	1,460.33	70.8%
350000 542500 OTHER EQUI	4,000	0	4,000	3,615.69	.00	384.31	90.4%

ACCOUNTS FOR: 0010 GENERAL FUND - OPERATING	ORIGINAL APPROP	TRANFRS/ ADJSTMTS	REVISED BUDGET	YTD EXPENDED	ENCUMBRANCES	AVAILABLE BUDGET	PCT USED
TOTAL GENERAL FUND - OPERATING	11,605,000	-32,000	11,573,000	6,492,007.52	10,937.65	5,070,054.83	56.2%
TOTAL EXPENSES	11,605,000	-32,000	11,573,000	6,492,007.52	10,937.65	5,070,054.83	