



**PUBLIC SAFETY COMMISSION  
TUESDAY, FEBRUARY 17, 2026  
8:30 AM  
DALTON CITY HALL - COUNCIL CHAMBERS**

**A G E N D A**

**Call to Order**

**Agenda Approval**

**Election of Officers**

1. Election of Chairman  
Election of Secretary

**Personnel Matters**

- [2.](#) Fire Department
  1. Firefighter of the Year-Austin Williams
  2. Certificate of Promotion-Captain
    - a. Lieutenant Donnie Blankenship
    - b. Lieutenant Justin Rishel

**Public Commentary**

**Approval of Minutes**

- [3.](#) January 20, 2026

**Alcohol Application Review**

- [4.](#) (3) New 2026 Alcohol Applications for Review

**Police Department**

- [5.](#) Crime/Crash Statistics - January 2026

- [6.](#) Financial Statistics January 2026

**Fire Department**

- [7.](#) Statistical Report for January 2026

8. Financial Report for January 2026

**Adjournment**




# **Certificate of Recognition**

## **2026 Firefighter of the Year**

### **Austin Williams**

The Firefighter of the Year award, which recognizes one firefighter that exemplifies the true meaning of commitment and pride within an organization, has been decided through a vote by department members and awarded to Firefighter Austin Williams for 2026. Firefighter Williams began his career with the City of Dalton Fire Department in January of 2017. Over the last 9 years, he has worked tirelessly to perfect his craft and become a key contributor through continued training and professional development. Austin is nearing completion of all necessary training and certification to be a member of the department's Special Operations Team. This requires a level of commitment and dedication that speaks volumes about his loyalty to our department. In addition, Austin has recently looked beyond the physical demands of the job to focus on the mental health of his brothers and sisters in service. By completing the peer counselor certification course through the Georgia Department of Public Safety Peer Support Program, he has gained the tools necessary to support the mental well-being of firefighters both within our department and across the state. Firefighter Williams sets the example for others to follow and is humble in his approach and demeanor. It is for his commitment to the community, enthusiasm for the profession, and selfless acts that Austin has been chosen as the City of Dalton Fire Department's 2026 Firefighter of the Year.

2/17/2026  
Date

  
Matt Daniel, Fire Chief





## Certificate of Promotion

### CAPTAIN

February 17, 2026

Greetings,

I would like to recognize the promotion of Prevention Division Coordinator, Lieutenant Donnie Blankenship, to the rank of Captain. Lieutenant Blankenship has met all prerequisites set forth for the aforementioned promotion.

Blankenship has been employed with the City of Dalton Fire Department since November 2002. Donnie progressed through the suppression ranks making Firefighter 3 in February 2011 before being reassigned to the Fire Prevention Division as an Inspector in November 2015. Donnie was promoted to the position of Prevention Division Coordinator in January 2024, then earned the rank of Lieutenant in January 2025. During his tenure in the Prevention Division, Lieutenant Blankenship has completed numerous certifications through the State of Georgia, National Board on Fire Service Professional Qualifications, and International Code Council that prove invaluable in the performance of his assigned duties. Additionally, Lieutenant Blankenship has been a certified fire investigator since March 2016 and oversees all fire investigations activities within the department.

I would appreciate your support in recognizing Lieutenant Donnie Blankenship with the rank of Captain.

Thank you all for your consideration.

Matt Daniel  
Fire Chief





## Certificate of Promotion

### CAPTAIN

February 17, 2026

Greetings,

I would like to recognize the promotion of Training Division Coordinator, Lieutenant Justin Rishel, to the rank of Captain. Lieutenant Rishel has met all prerequisites set forth for the aforementioned promotion.

Rishel joined the City of Dalton Fire Department in January 2003 and was assigned to the Training Division as an Instructor in June 2019. Justin made Lieutenant in 2024, then assumed the duties of Training Division Coordinator in the spring of 2025. Since his appointment to the Training Division, Lieutenant Rishel has exhibited excellence in the performance of his assigned duties. Justin consistently works well beyond expectations during the administration of training activities. Additionally, he currently serves as the department's hazardous materials program coordinator. Throughout his appointment to the Training Division, Lieutenant Rishel has performed above expectations while continuing to learn about his responsibilities, interpersonal dynamics, and teambuilding strategies. Perhaps most importantly, his passion for the job and thirst for knowledge are second to none.

For these reasons, I would appreciate your support in recognizing Lieutenant Justin Rishel's promotion to the rank of Captain.

Thank you all for your consideration.

Matt Daniel  
Fire Chief

CITY OF DALTON  
PUBLIC SAFETY COMMISSION  
MINUTES  
JANUARY 20, 2026

The regular meeting for the Public Safety Commission was held today in Dalton City Hall's Council Chambers. Present were Chairman Truman Whitfield, Commissioner Lane Jackson, Mayor Annalee Sams, Fire Chief Matt Daniel, Police Chief Cliff Cason, City Attorney Jonathan Bledsoe, City Administrator Andrew Parker and Assistant City Administrator Todd Pangle. Commissioners Terry Mathis and Alex Jones were absent.

AGENDA APPROVAL

On the motion of Mayor Sams, second Commissioner Jackson, the Commission approved the agenda as presented. The vote was unanimous in favor.

PERSONNEL MATTERS

Police Department – Promotions

On the motion of Mayor Sams, second Commissioner Jackson, the Commission recognized the promotion of Matthew Zachary to the rank of Lieutenant and Patrick Jeremiah Lee to the rank of Sergeant.

PUBLIC COMMENTARY

There were no public comments.

MINUTES

The Commissioners were presented written copies of the regular meeting minutes of December 16, 2025. On the motion of Mayor Sams, second Commissioner Jackson, the minutes were approved as presented. The vote was unanimous in favor.

ALCOHOL APPLICATION REVIEW

On the motion of Mayor Sams, second Commissioner Jackson, the Commission gave a positive recommendation to the following new alcohol application. The Mayor & Council will vote on the application at the next meeting. The vote was unanimous in favor.

1. Business Owner: Logan's Roadhouse Enterprises, LLC  
d/b/a: Logan's Roadhouse #427  
Applicant: Heather Jorden  
Business Address: 811 Walnut Square Blvd.  
License Type: Pouring Beer, Wine, Liquor (Restaurant)  
Disposition: New

On the motion of Mayor Sams, second Commissioner Jackson, the Commission gave a positive recommendation to the following new alcohol application. The Mayor & Council will vote on the application at the next meeting. The vote was unanimous in favor.

1. Business Owner: All American Entertainment, LLC  
d/b/a: Big Time Billiards and Cafe  
Applicant: Glenn Elrod  
Business Address: 1129 S. Thornton Ave  
License Type: Pouring Beer, Wine, Liquor (Restaurant)  
Disposition: New

## POLICE DEPARTMENT

### Crime and Crash Statistics for December 2025

Police Chief Cliff Cason gave a written and oral summary of the Crime and Crash Statistical Reports for the month of December 2025. As noted in the written summary, Chief Cason reported there were 40 Part 1 crimes in December compared to 59 in December 2024, a decrease of approximately 32.2%. Chief Cason further stated, there were 66 violent crimes YTD 2025 compared to 69 in December 2024, a decrease of approximately 4.35%. Chief Cason further stated Property crimes have decreased by 20.32% when compared to 2024.

Chief Cason also reported there were 117 non-private property crashes reported for the month a decrease of 8.3% when compared to November 2025.

On the motion of Mayor Sams, second Commissioner Jackson, the December Crime and Crash statistic report was approved. The complete report in its entirety is a part of these minutes. The vote was unanimous in favor.

### Financial Statistics for December 2025

Police Chief Cliff Cason presented the Financial Report for all divisions within the Dalton Police Department for the month of December 2025. Chief Cason reported the department expended 92% of the budget. Chief Cason stated there are still some unpaid invoices from December and one budget line dealing with the Custody of Prisoners but overall anticipates finishing the year under budget.

On the motion of Commissioner Jackson, second Mayor Sams the financial report was approved. The complete report in its entirety is a part of these minutes. The vote was unanimous in favor.

## FIRE DEPARTMENT

### Monthly Statistical Report – December 2025

Fire Chief Matt Daniel presented the December 2025 Statistical Report to the Commission. Chief Daniel outlined details of the complete report, which included the Incident Report with 303 Total Responses, an increase from the previous month. Chief Daniel also outlined the details of Incidents by Staff hours, Incidents by Months and Stations, Average Response Time, Average Turnout Time, Average Travel Time, Injury and Property Loss, Training Division Monthly Report, and the Inspection Summary.

On the motion of Mayor Sams, second Commissioner Jackson, the Commissioners approved the Statistical Report for the Fire Department. A copy of the report is a part of these minutes. The vote was unanimous in favor.

### Monthly Financial Report – December 2025

Fire Chief Matt Daniel presented the Financial Report for the month of December 2025 to the Commission. Chief Daniel stated the department expended 97.8% of the budget, and stated there are some unpaid invoices from December but anticipates finishing the year under budget.

On the motion of Mayor Sams, second Commissioner Brown, the Commissioners approved the Financial Report for the Fire Department. A copy of the report is a part of these minutes. The vote was unanimous in favor.

ADJOURNMENT

There being no further business to come before the Commissioners, on the motion of Commissioner Brown, second Commissioner Jackson the meeting was adjourned at 9:12 a.m.

\_\_\_\_\_  
Truman Whitfield, Chairman

ATTEST:

\_\_\_\_\_  
Alex Brown, Secretary

**2026 ALCOHOL BEVERAGE APPLICATION REVIEW/APPROVAL**

**PSC MEETING – TUESDAY FEBRUARY 17, 2026**

**M&C MEETING – MARCH 2, 2026**

**(3) 2026 ALCOHOL APPLICATION(S)**

1. Business Owner: Neelkanth 0612, LLC  
d/b/a: Marathon (Gas Station)  
Applicant: Ami Gamoth  
Business Address: 2201 Chattanooga Rd.  
License Type: Package Beer, Wine (Retail Store / Gas Station)  
Disposition: New  
Staff Comments: None. Have approvals from Fire Department, Code Enforcement and City Attorney's Office
  
2. Business Owner: El Costeno Hardware Inc.  
d/b/a: El Costeno Hardware Inc.  
Applicant: Rosa E. Moreno  
Business Address: 1101 New Doris St. Suite 1  
License Type: Package Beer (Retail Store)  
Disposition: New  
Staff Comments: None. Have approvals from Fire Department, Code Enforcement and City Attorney's Office
  
3. Business Owner: Shakti 1, LLC  
d/b/a: Dalton Food & Tobacco  
Applicant: Hirenkumar B. Patel  
Business Address: 601 N. Glenwood Ave  
License Type: Package Beer, Wine (Retail Store)  
Disposition: New  
Staff Comments: None. Have approvals from Fire Department, Code Enforcement and City Attorney's Office





# Dalton Police Department Public Safety Commission Meeting

February 17, 2026

## TABLE OF CONTENTS

CRIME STATISTICS

CRASH STATISTICS

FINANCIAL STATISTICS

---

January 1, 2026 – January 31, 2026



# PART 1 CRIMES

## January 2026

<u>Violent Crimes</u>		<u>Current</u>		<u>2024 YTD</u>	<u>2025 YTD</u>	<u>YTD Change</u>
		0		8	2	-75.00%
<b>Homicide</b>		0		0	1	Not Calculable
<b>26-000168</b>	<b>1/10/2026</b>	<b>313 S Grimes St</b>				
A male subject is believed to have killed his girlfriend then subsequently set her and her house on fire. The suspect fled the area prior to law enforcement being made aware of the incident. The suspect later died as a result of a car chase near Lexington, Kentucky. The case is under investigation.						
<b>Rape</b>		0		2	0	-100.00%
<b>Robbery</b>		0		0	0	Not Calculable
<b>Aggravated Assault</b>		0		6	1	-83.33%
<u>Property Crimes</u>		<u>Current</u>		<u>2024 YTD</u>	<u>2025 YTD</u>	<u>YTD Change</u>
		15		47	41	-12.77%
<b>Burglary</b>		0		3	5	66.67%
<b>Larceny-Theft</b>		14		44	33	-25.00%
<b>Motor Vehicle Theft</b>		1		0	2	Not Calculable
<b>Arson</b>		0		0	1	Not Calculable

There were 43 Part 1 crimes in January 2026. That is a decrease of approximately 23.21% compared to 56 in January 2025. Total Part 1 crimes for 2026 are approximately 41.58% lower than the 5-year average to start the year.

Violent crimes have decreased by approximately 75% when compared to 2025. There have been 2 violent crimes YTD 2026 compared to 8 violent crimes in 2025. There has been a homicide and an aggravated battery so far this year. The 5-year average for violent crimes is 7.4 crimes. Current violent crime numbers are lower than 2025, and are approximately 73% lower than the 5-year average.

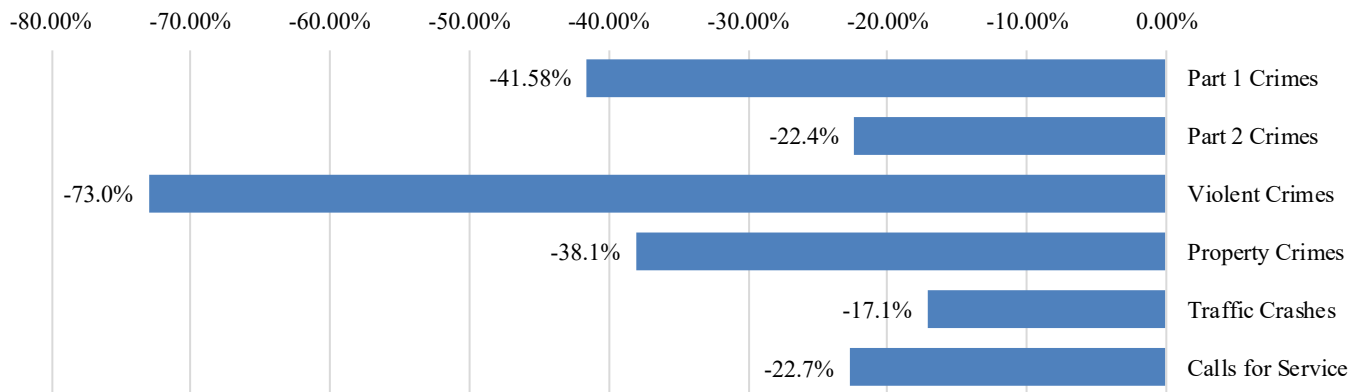
Property crimes have decreased by 12.8% when compared to 2025. Current property crime numbers are approximately 38.1% lower than the 5-year average.



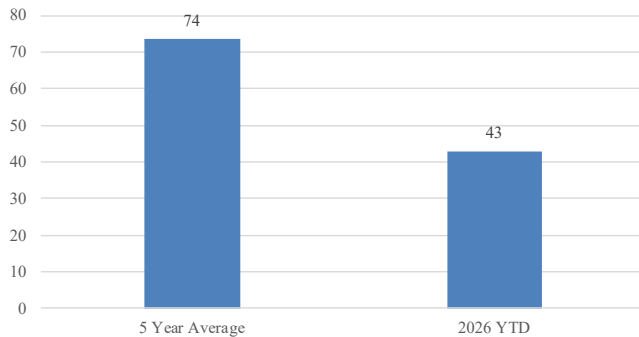
# FIVE-YEAR AVERAGE

## January 2026

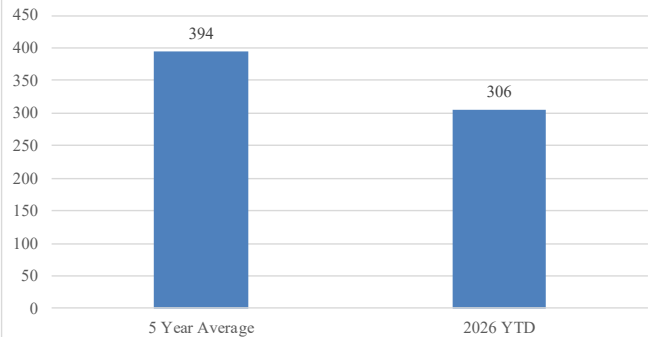
2026 YTD Compared to 5-Year Average



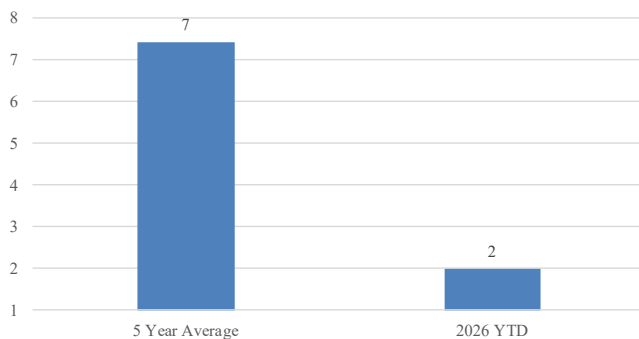
Part 1 Crimes



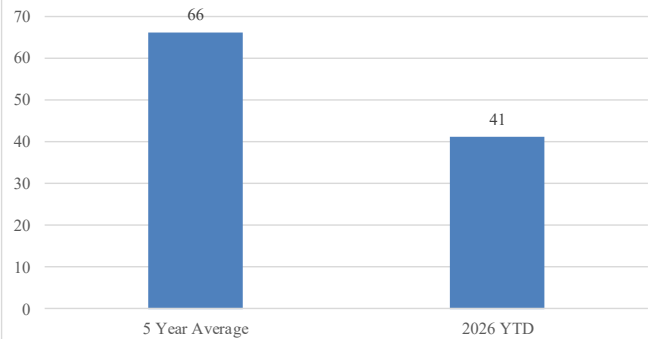
Part 2 Crimes



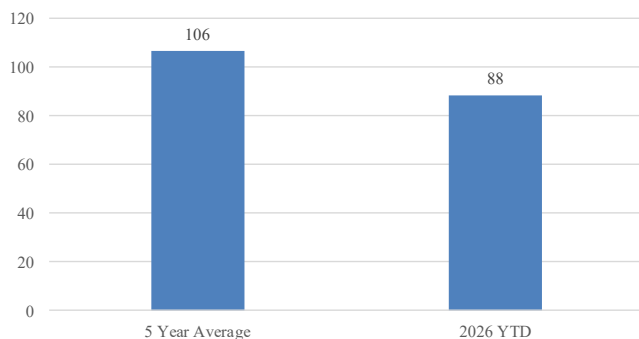
Violent Crimes



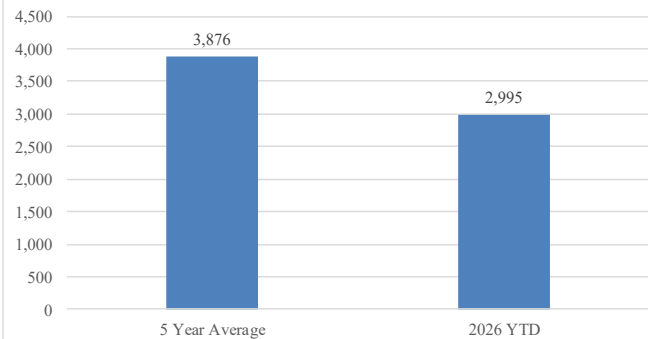
Property Crimes



Traffic Crashes



Calls For Service







# CRASH STATISTICS

## January 2026

Traffic crashes decreased by approximately 24.8% when compared to December 2025. Year to date crashes have decreased by approximately 14.6%. Angle collisions were the most frequent crash type. Following too closely was the most frequent contributing factor. Walnut Ave had the highest number of crashes and injuries during January.

Total Crashes	Current	Previous	Change	YTD 2026	YTD 2025	Change
	88	117	-24.8%	88	103	-14.6%
Injury Crashes	Total	Complaint	Minor	Serious	Fatality	Multiple
	10	8	1	1	0	2
Total Injuries	13					
DUI Crashes	Speed Crashes	Distracted Crashes		Following Too Closely Crashes		
2	4	6		19		
Day of the Week	Total				Time of Day	Total
Monday	11				0000 - 0559	4
Tuesday	19				0600 - 0859	12
Wednesday	9				0900 - 1059	11
Thursday	15				1100 - 1359	15
Friday	18				1400 - 1559	17
Saturday	11				1600 - 1859	19
Sunday	5				1900 - 2159	7
			2200 - 2359	3		
Collision Type	Total				Contributing Factors	Total
Angle	32				Following Too Closely	19
Rear End	32				Failure to Yield	16
Collision with an Object	14				Improper Lane Change	8
Sideswipe-Same Direction	8					
Sideswipe-Opposite Direction	2					
Top Streets	Total Crashes	% Total	Injuries		% Injuries	
Walnut Ave	19	21.6%	5		38.5%	
Glenwood Ave	11	12.5%	3		23.1%	
Chattanooga Rd	7	8.0%	1		7.7%	

	Traffic Stops	Warnings	Citations
January 2026	898	668	468
2026 YTD	898	668	468
2025 YTD	1381	1006	663



# **FINANCIAL STATISTICS**

## **January 2026**

### **SUMMARY OF THE FINANCIAL STATUS THROUGH JANUARY 2026**

The police department budget for FY 2026 is now in its implementation, and we have expended approximately 10.7% of our 2026 budget through January. Currently, we believe there will be sufficient funds to accomplish our 2026 goals and meet the needs of the department.

## YEAR-TO-DATE BUDGET REPORT

FOR 2026 01								
ACCOUNTS FOR:	GENERAL FUND - OPERATING	ORIGINAL APPROP	TRANFRS/ ADJSTMTS	REVISED BUDGET	YTD EXPENDED	ENCUMBRANCES	AVAILABLE BUDGET	PCT USED
321000 PD ADMINISTRATION								
321000 511100	WAGES - REGULAR	617,000	0	617,000	28,239.56	.00	588,760.44	4.6%
321000 511300	WAGES - OVERTIME	2,000	0	2,000	20.96	.00	1,979.04	1.0%
321000 512100	GROUP INSURANCE	91,000	0	91,000	4,723.72	.00	86,276.28	5.2%
321000 512110	PTSD INSURANCE	13,700	0	13,700	.00	.00	13,700.00	.0%
321000 512200	FICA & MEDICARE	47,300	0	47,300	3,447.72	.00	43,852.28	7.3%
321000 512401	RETIREMENT DCP	18,700	0	18,700	1,414.46	.00	17,285.54	7.6%
321000 512402	RETIREMENT DBP	147,000	0	147,000	12,572.34	.00	134,427.66	8.6%
321000 512403	RETIREMENT STATE	1,700	0	1,700	105.00	.00	1,595.00	6.2%
321000 512700	WORKERS COMPENSAT	10,000	0	10,000	.00	.00	10,000.00	.0%
321000 512850	OPEB CONTRIBUTION	130,000	0	130,000	117.00	.00	129,883.00	.1%
321000 512900	OTHER EMPLOYEE BE	3,700	0	3,700	308.64	.00	3,391.36	8.3%
321000 512915	CLEANING ALLOWANC	2,400	0	2,400	.00	.00	2,400.00	.0%
321000 512916	CLOTHING ALLOWANC	2,400	0	2,400	.00	.00	2,400.00	.0%
321000 512100	PROFESSIONAL CONT	3,000	0	3,000	.00	.00	3,000.00	.0%
321000 521300	TECHNICAL CONTRAC	4,000	0	4,000	.00	.00	4,000.00	.0%
321000 522220	EQUIPMENT MAINT &	5,000	0	5,000	.00	.00	5,000.00	.0%
321000 522230	VEHICLE REPAIRS &	4,000	0	4,000	60.00	.00	3,940.00	1.5%
321000 522320	RENTAL - EQUIPMEN	9,000	0	9,000	126.38	109.80	8,763.82	2.6%
321000 523100	INSURANCE COMMERC	230,000	42,000	272,000	271,836.00	.00	164.00	99.9%
321000 523200	COMMUNICATIONS	53,000	0	53,000	1,392.55	.00	51,607.45	2.6%
321000 523210	POSTAGE	4,500	0	4,500	.00	113.70	4,386.30	2.5%
321000 523400	PRINTING & BINDIN	3,000	0	3,000	42.50	.00	2,957.50	1.4%
321000 523500	TRAVEL	14,000	0	14,000	262.50	.00	13,737.50	1.9%
321000 523600	DUES & FEES	5,000	0	5,000	175.00	.00	4,825.00	3.5%
321000 523630	RADIO SUBSCRIBER F	29,000	0	29,000	23,758.20	.00	5,241.80	81.9%
321000 523700	TRAINING & EDUCAT	8,000	0	8,000	.00	.00	8,000.00	.0%
321000 523850	CONTRACT LABOR	5,000	0	5,000	.00	.00	5,000.00	.0%
321000 523920	SOFTWARE LICENSES	175,000	0	175,000	33,981.09	541.59	140,477.32	19.7%
321000 531100	SUPPLIES - GENERA	1,000	0	1,000	.00	.00	1,000.00	.0%
321000 531110	SUPPLIES - OFFICE	2,000	0	2,000	.00	.00	2,000.00	.0%
321000 531250	OIL	1,000	0	1,000	.00	.00	1,000.00	.0%
321000 531270	GASOLINE	7,000	0	7,000	.00	.00	7,000.00	.0%
321000 531300	MEALS - FOOD	2,000	0	2,000	.00	.00	2,000.00	.0%
321000 531600	SMALL EQUIPMENT <	2,000	0	2,000	.00	.00	2,000.00	.0%
321000 531700	OTHER SUPPLIES	2,000	0	2,000	.00	.00	2,000.00	.0%
TOTAL PD ADMINISTRATION		1,655,400	42,000	1,697,400	382,583.62	765.09	1,314,051.29	22.6%



# YEAR-TO-DATE BUDGET REPORT

FOR 2026 01								
ACCOUNTS FOR:	GENERAL FUND - OPERATING	ORIGINAL APPROP	TRANFRS/ ADJSTMTS	REVISED BUDGET	YTD EXPENDED	ENCUMBRANCES	AVAILABLE BUDGET	PCT USED
322100 PD CRIMINAL INVESTIGATION DIV								
322100 511100	WAGES - REGULAR	1,375,000	0	1,375,000	65,207.82	.00	1,309,792.18	4.7%
322100 511300	WAGES - OVERTIME	33,800	0	33,800	1,475.00	.00	32,325.00	4.4%
322100 512100	GROUP INSURANCE	259,500	0	259,500	20,967.45	.00	238,532.55	8.1%
322100 512200	FICA & MEDICARE	107,700	0	107,700	7,928.83	.00	99,771.17	7.4%
322100 512401	RETIREMENT DCP	81,300	0	81,300	6,245.56	.00	75,054.44	7.7%
322100 512402	RETIREMENT DBP	202,400	0	202,400	18,283.30	.00	184,116.70	9.0%
322100 512403	RETIREMENT STATE	6,500	0	6,500	525.00	.00	5,975.00	8.1%
322100 512700	WORKERS COMPENSAT	30,000	0	30,000	.00	.00	30,000.00	.0%
322100 512900	OTHER EMPLOYEE BE	8,500	0	8,500	687.08	.00	7,812.92	8.1%
322100 512915	CLEANING ALLOWANC	4,000	0	4,000	.00	.00	4,000.00	.0%
322100 512916	CLOTHING ALLOWANC	9,500	0	9,500	.00	.00	9,500.00	.0%
322100 522220	EQUIPMENT MAINT &	3,500	0	3,500	.00	.00	3,500.00	.0%
322100 522230	VEHICLE REPAIRS &	7,000	0	7,000	.00	.00	7,000.00	.0%
322100 523500	TRAVEL	19,000	0	19,000	.00	.00	19,000.00	.0%
322100 523600	DUES & FEES	5,000	0	5,000	.00	.00	5,000.00	.0%
322100 523700	TRAINING & EDUCAT	17,000	0	17,000	825.00	.00	16,175.00	4.9%
322100 523900	PEPI OTHER PURCHAS	25,000	0	25,000	.00	.00	25,000.00	.0%
322100 531100	SUPPLIES - GENERA	3,000	0	3,000	.00	.00	3,000.00	.0%
322100 531110	SUPPLIES - OFFICE	4,000	0	4,000	.00	.00	4,000.00	.0%
322100 531250	OIL	3,000	0	3,000	.00	.00	3,000.00	.0%
322100 531270	GASOLINE	20,000	0	20,000	.00	.00	20,000.00	.0%
322100 531300	MEALS - FOOD	1,000	0	1,000	.00	.00	1,000.00	.0%
322100 531600	SMALL EQUIPMENT <	40,000	0	40,000	.00	.00	40,000.00	.0%
322100 531700	OTHER SUPPLIES	5,000	0	5,000	230.00	.00	4,770.00	4.6%
TOTAL PD CRIMINAL INVESTIGATION DIV		2,270,700	0	2,270,700	122,375.04	.00	2,148,324.96	5.4%

# YEAR-TO-DATE BUDGET REPORT

FOR 2026 01								
ACCOUNTS FOR:	ORIGINAL	TRANFRS/	REVISED				AVAILABLE	PCT
0010 GENERAL FUND - OPERATING	APPROP	ADJSTMTS	BUDGET	YTD EXPENDED	ENCUMBRANCES	BUDGET	USED	
322300 PD PATROL								
322300 511100 WAGES - REGULAR	5,045,600	0	5,045,600	204,130.81	.00	4,841,469.19	4.0%	
322300 511300 WAGES - OVERTIME	102,400	0	102,400	8,093.06	.00	94,306.94	7.9%	
322300 512100 GROUP INSURANCE	894,000	0	894,000	61,507.55	.00	832,492.45	6.9%	
322300 512200 FICA & MEDICARE	393,800	0	393,800	25,869.69	.00	367,930.31	6.6%	
322300 512401 RETIREMENT DCP	454,700	0	454,700	28,842.72	.00	425,857.28	6.3%	
322300 512402 RETIREMENT DBP	204,000	0	204,000	13,196.49	.00	190,803.51	6.5%	
322300 512403 RETIREMENT STATE	31,000	0	31,000	1,925.00	.00	29,075.00	6.2%	
322300 512700 WORKERS COMPENSAT	123,000	0	123,000	.00	.00	123,000.00	.0%	
322300 512900 OTHER EMPLOYEE BE	31,300	0	31,300	2,245.97	.00	29,054.03	7.2%	
322300 512915 CLEANING ALLOWANC	11,000	0	11,000	.00	.00	11,000.00	.0%	
322300 513100 EST REDUCTION HIS	-457,000	0	-457,000	.00	.00	-457,000.00	.0%	
322300 522220 EQUIPMENT MAINT &	11,000	0	11,000	.00	.00	11,000.00	.0%	
322300 522230 VEHICLE REPAIRS &	66,000	0	66,000	2,828.06	379.29	62,792.65	4.9%	
322300 522230 SHOP VEHICLE EXP -	104,000	0	104,000	.00	.00	104,000.00	.0%	
322300 523500 TRAVEL	84,000	0	84,000	7,030.78	228.00	76,741.22	8.6%	
322300 523600 DUES & FEES	4,000	0	4,000	150.00	.00	3,850.00	3.8%	
322300 523700 TRAINING & EDUCAT	38,000	0	38,000	-446.00	250.00	38,196.00	-.5%	
322300 531100 SUPPLIES - GENERA	6,000	0	6,000	360.00	.00	5,640.00	6.0%	
322300 531110 SUPPLIES - OFFICE	3,000	0	3,000	.00	.00	3,000.00	.0%	
322300 531120 UNIFORMS	63,000	0	63,000	734.14	.00	62,265.86	1.2%	
322300 531200 PDCAM UTILITIES -	3,000	0	3,000	166.81	.00	2,833.19	5.6%	
322300 531250 OIL	3,500	0	3,500	.00	.00	3,500.00	.0%	
322300 531270 GASOLINE	167,000	0	167,000	.00	.00	167,000.00	.0%	
322300 531300 MEALS - FOOD	2,000	0	2,000	.00	.00	2,000.00	.0%	
322300 531600 SMALL EQUIPMENT <	26,000	0	26,000	.00	6,356.00	19,644.00	24.4%	
322300 531700 OTHER SUPPLIES	5,000	0	5,000	.00	.00	5,000.00	.0%	
TOTAL PD PATROL	7,419,300	0	7,419,300	356,635.08	7,213.29	7,055,451.63	4.9%	

# YEAR-TO-DATE BUDGET REPORT

FOR 2026 01								
ACCOUNTS FOR:	ORIGINAL	TRANFRS/	REVISED				AVAILABLE	PCT
0010 GENERAL FUND - OPERATING	APPROP	ADJSTMTS	BUDGET	YTD EXPENDED	ENCUMBRANCES	BUDGET	USED	
322400 PD SUPPORT SERVICES								
322400 511100 WAGES - REGULAR	913,000	0	913,000	41,826.54	.00	871,173.46	4.6%	
322400 511300 WAGES - OVERTIME	9,700	0	9,700	243.00	.00	9,457.00	2.5%	
322400 512100 GROUP INSURANCE	216,000	0	216,000	13,535.34	.00	202,464.66	6.3%	
322400 512200 FICA & MEDICARE	70,600	0	70,600	4,921.05	.00	65,678.95	7.0%	
322400 512401 RETIREMENT DCP	70,900	0	70,900	4,396.85	.00	66,503.15	6.2%	
322400 512402 RETIREMENT DBP	72,800	0	72,800	7,998.50	.00	64,801.50	11.0%	
322400 512403 RETIREMENT STATE	2,200	0	2,200	210.00	.00	1,990.00	9.5%	
322400 512700 WORKERS COMPENSAT	22,000	0	22,000	.00	.00	22,000.00	.0%	
322400 512900 OTHER EMPLOYEE BE	5,600	0	5,600	449.27	.00	5,150.73	8.0%	
322400 512915 CLEANING ALLOWANC	2,400	0	2,400	.00	.00	2,400.00	.0%	
322400 512916 CLOTHING ALLOWANC	600	0	600	.00	.00	600.00	.0%	
322400 521300 TECHNICAL CONTRAC	18,000	0	18,000	50.00	20.00	17,930.00	.4%	
322400 522140 LAWN CARE CONTRAC	14,000	0	14,000	259.00	1,020.00	12,721.00	9.1%	
322400 522210 BUILDING REPAIRS	44,000	0	44,000	6,604.56	.00	37,395.44	15.0%	
322400 522230 VEHICLE REPAIRS &	3,000	0	3,000	.00	6.00	2,994.00	.2%	
322400 523500 TRAVEL	20,000	0	20,000	258.50	470.00	19,271.50	3.6%	
322400 523600 DUES & FEES	3,000	0	3,000	50.00	.00	2,950.00	1.7%	
322400 523620 CREDIT CARD & BAN	1,000	0	1,000	.00	.00	1,000.00	.0%	
322400 523700 TRAINING & EDUCAT	46,000	0	46,000	.00	675.00	45,325.00	1.5%	
322400 531100 SUPPLIES - GENERA	3,000	0	3,000	.00	.00	3,000.00	.0%	
322400 531110 SUPPLIES - OFFICE	3,000	0	3,000	.00	.00	3,000.00	.0%	
322400 531120 UNIFORMS	4,000	0	4,000	.00	.00	4,000.00	.0%	
322400 531150 SUPPLIES - GROUND	3,000	0	3,000	.00	.00	3,000.00	.0%	
322400 531155 SUPPLIES - BUILDI	30,000	0	30,000	.00	99.30	29,900.70	.3%	
322400 531200 UTILITIES	72,000	0	72,000	7,029.33	.00	64,970.67	9.8%	
322400 531250 OIL	1,000	0	1,000	.00	.00	1,000.00	.0%	
322400 531270 GASOLINE	8,500	0	8,500	.00	.00	8,500.00	.0%	
322400 531300 MEALS - FOOD	1,000	0	1,000	.00	.00	1,000.00	.0%	
322400 531600 SMALL EQUIPMENT <	32,000	0	32,000	.00	20,418.90	11,581.10	63.8%	
322400 531700 OTHER SUPPLIES	17,300	0	17,300	.00	.00	17,300.00	.0%	
TOTAL PD SUPPORT SERVICES	1,709,600	0	1,709,600	87,831.94	22,709.20	1,599,058.86	6.5%	



## YEAR-TO-DATE BUDGET REPORT

FOR 2026 01								
ACCOUNTS FOR:	ORIGINAL	TRANFRS/	REVISED				AVAILABLE	PCT
0010 GENERAL FUND - OPERATING	APPROP	ADJSTMTS	BUDGET	YTD EXPENDED	ENCUMBRANCES		BUDGET	USED
322600 CUSTODY OF PRISONERS								
322600 523900 OTHER PURCHASED S	100,000	0	100,000	.00	.00		100,000.00	.0%
TOTAL CUSTODY OF PRISONERS	100,000	0	100,000	.00	.00		100,000.00	.0%
TOTAL GENERAL FUND - OPERATING	13,155,000	42,000	13,197,000	949,425.68	30,687.58		12,216,886.74	7.4%
TOTAL EXPENSES	13,155,000	42,000	13,197,000	949,425.68	30,687.58		12,216,886.74	

## YEAR-TO-DATE BUDGET REPORT

FOR 2026 01							
	ORIGINAL APPROP	TRANFRS/ ADJSTMTS	REVISED BUDGET	YTD EXPENDED	ENCUMBRANCES	AVAILABLE BUDGET	PCT USED
GRAND TOTAL	13,155,000	42,000	13,197,000	949,425.68	30,687.58	12,216,886.74	7.4%
** END OF REPORT - Generated by Martha Lopez **							



# Dalton Fire Department

404 School Street, Dalton, GA 30720

Phone: 706-278-7363

## Breakdown by Incident Type

Report Period: 1/1/2026 - 1/31/2026 11:59:59 PM

Incident Type	Incidents	Exposures
320 Emergency medical service incident, other	164	0
321 EMS call, excluding vehicle accident with injury	20	0
611 Dispatched & canceled en route	19	0
322 Motor vehicle accident with injuries	17	0
641 Vicinity alarm (incident in other location)	12	0
730 System malfunction, other	12	0
740 Unintentional transmission of alarm, other	12	0
500 Service Call, other	9	0
622 No incident found on arrival at dispatch address	8	0
111 Building fire	4	0
141 Forest, woods or wildland fire	4	0
300 Rescue, EMS incident, other	4	0
441 Heat from short circuit (wiring), defective/worn	3	0
460 Accident, potential accident, other	2	0
551 Assist police or other governmental agency	2	0
151 Outside rubbish, trash or waste fire	2	0
113 Cooking fire, confined to container	1	0
131 Passenger vehicle fire	1	0
351 Extrication of victim(s) from building/structure	1	0
410 Combustible/flammable gas/liquid condition, other	1	0
412 Gas leak (natural gas or LPG)	1	0
571 Cover assignment, standby, moveup	1	0
631 Authorized controlled burning	1	0
463 Vehicle accident, general cleanup	1	0

Incident Type	Incidents	Exposures
444 Power line down	1	0
651 Smoke scare, odor of smoke	1	0
671 HazMat release investigation w/no HazMat	1	0
710 Malicious, mischievous false call, other	1	0

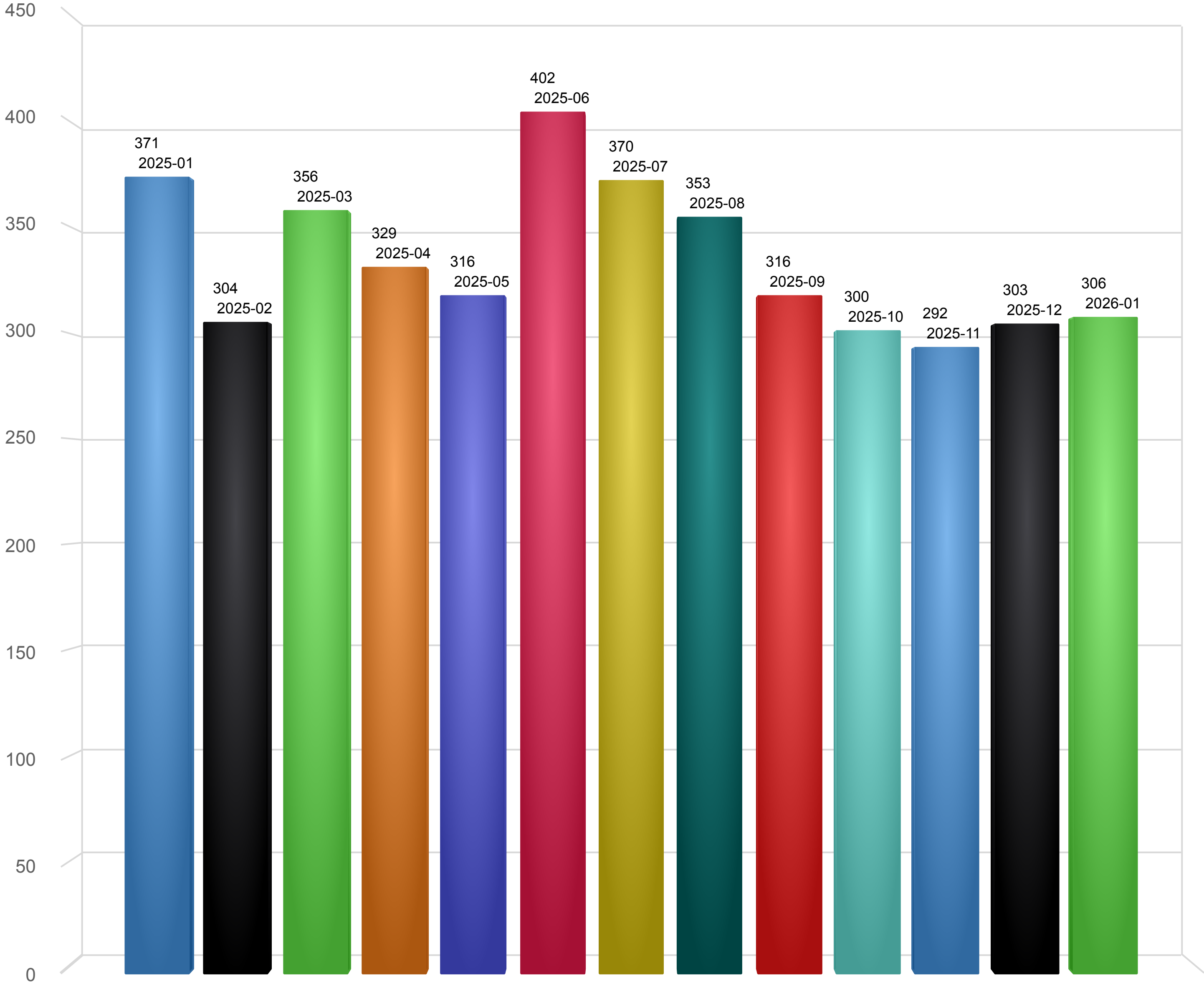
	Incidents	Exposures
Total	306	0



# Incidents by Months

01/01/2025-01/31/2026

- 2025-01
- 2025-02
- 2025-03
- 2025-04
- 2025-05
- 2025-06
- 2025-07
- 2025-08
- 2025-09
- 2025-10
- 2025-11
- 2025-12
- 2026-01



Incident Count

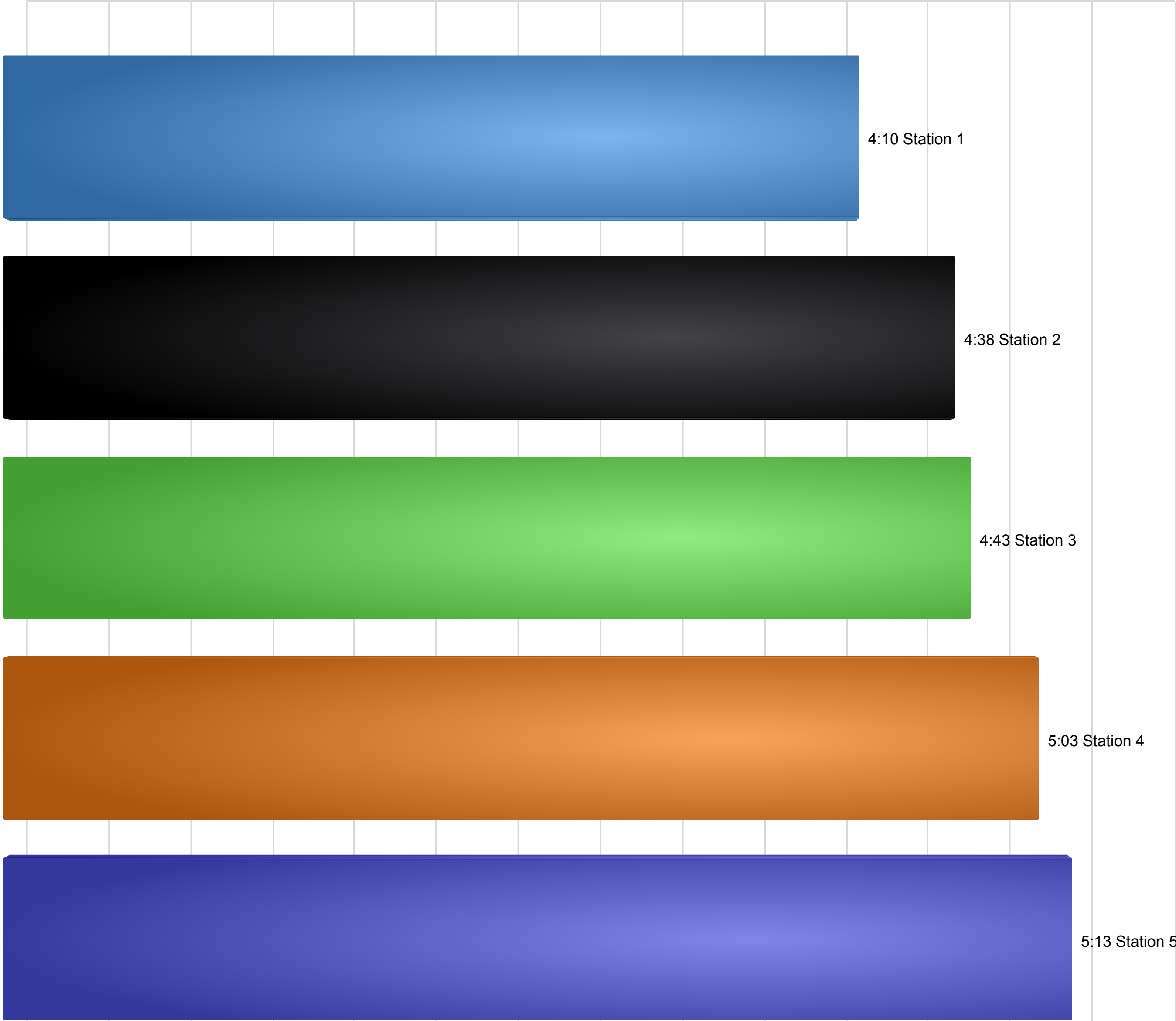
Total of Month: 4,318

- Station 1
- Station 2
- Station 3
- Station 4
- Station 5

# Average Response Time by Station

01/01/2025-01/31/2026

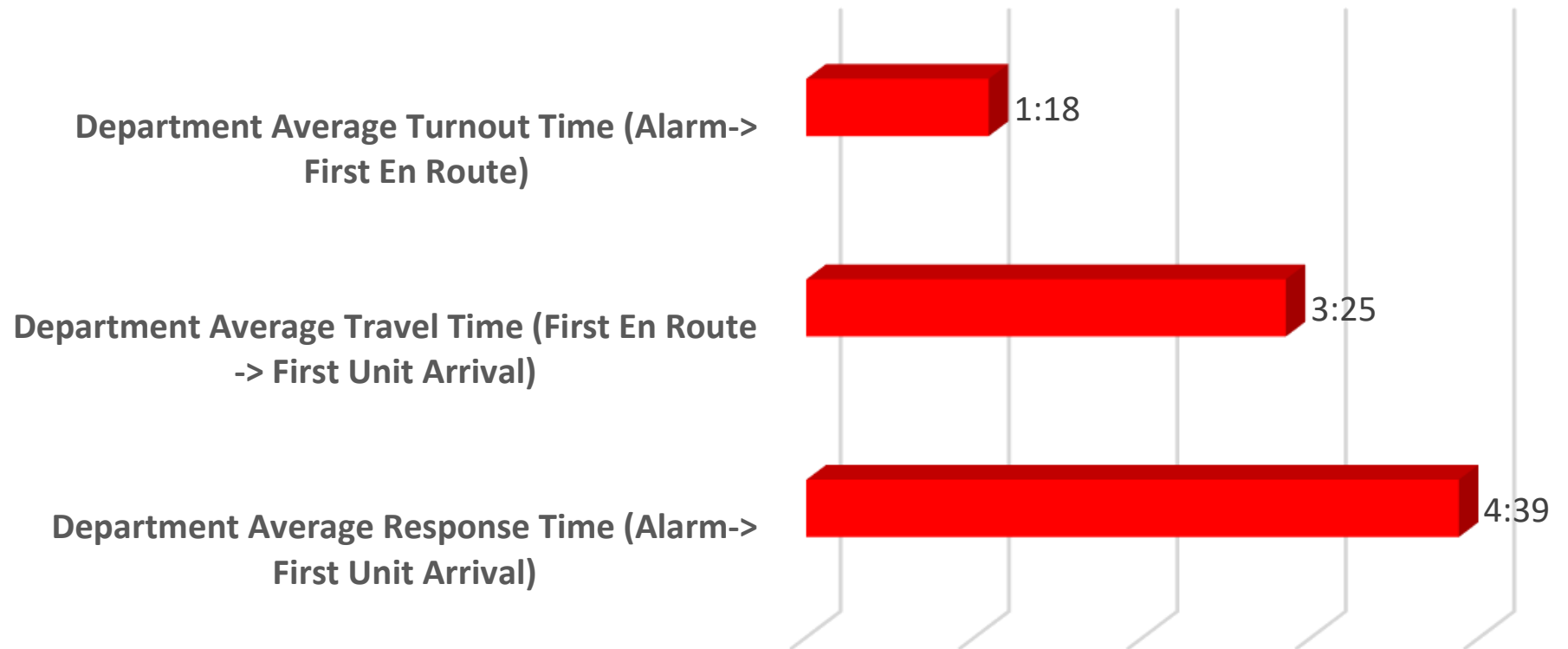
Average Response Time



Total of Station: 4:36

0:00 0:25 0:50 1:15 1:40 2:05 2:30 2:55 3:20 3:45 4:10 4:35 5:00 5:25 5:50

## Department Response Times





# Dalton Fire Department

404 School Street, Dalton, GA 30720

Phone: 706-278-7363

## Injuries and Property Loss

(Dates: 1/1/2026 - 1/31/2026 11:59:59 PM)

CODE	DESCRIPTOR	FREQ	FREQ %	EXPs	CIV DTHS	CIV DTHS %	CIV INJS	CIV INJS %	FF DTHS	FF DTHS %	FF INJS	FF INJS %	PROP LOSS	PROP LOSS %	CONT LOSS	CONT LOSS %	TOTAL LOSS	TOTAL LOSS %
111	Building fire	3	1.01%	0	0	0.00%	0	0.00%	0	0.00%	0	0.00%	111,000	73.39%	15,000	92.88%	126,000	75.27%
113	Cooking fire, confined to container	1	0.34%	0	0	0.00%	0	0.00%	0	0.00%	0	0.00%	0	0.00%	100	0.62%	100	0.06%
131	Passenger vehicle fire	1	0.34%	0	0	0.00%	0	0.00%	0	0.00%	0	0.00%	39,750	26.28%	1,000	6.19%	40,750	24.34%
141	Forest, woods or wildland fire	2	0.68%	0	0	0.00%	0	0.00%	0	0.00%	0	0.00%	0	0.00%	0	0.00%	0	0.00%
151	Outside rubbish, trash or waste fire	2	0.68%	0	0	0.00%	0	0.00%	0	0.00%	0	0.00%	500	0.33%	50	0.31%	550	0.33%
300	Rescue, EMS incident, other	4	1.35%	0	0	0.00%	0	0.00%	0	0.00%	0	0.00%	0	0.00%	0	0.00%	0	0.00%
320	Emergency medical service incident, other	164	55.41%	0	0	0.00%	0	0.00%	0	0.00%	0	0.00%	0	0.00%	0	0.00%	0	0.00%
321	EMS call, excluding vehicle accident with injury	20	6.76%	0	0	0.00%	0	0.00%	0	0.00%	0	0.00%	0	0.00%	0	0.00%	0	0.00%
322	Motor vehicle accident with injuries	15	5.07%	0	0	0.00%	0	0.00%	0	0.00%	0	0.00%	0	0.00%	0	0.00%	0	0.00%

CODE	DESCRIPTOR	FREQ	FREQ %	EXPs	CIV DTHS	CIV DTHS %	CIV INJS	CIV INJS %	FF DTHS	FF DTHS %	FF INJS	FF INJS %	PROP LOSS	PROP LOSS %	CONT LOSS	CONT LOSS %	TOTAL LOSS	TOTAL LOSS %
351	Extrication of victim(s) from building/structure	1	0.34%	0	0	0.00%	0	0.00%	0	0.00%	0	0.00%	0	0.00%	0	0.00%	0	0.00%
410	Combustible/flammable gas/liquid condition, other	1	0.34%	0	0	0.00%	0	0.00%	0	0.00%	0	0.00%	0	0.00%	0	0.00%	0	0.00%
412	Gas leak (natural gas or LPG)	1	0.34%	0	0	0.00%	0	0.00%	0	0.00%	0	0.00%	0	0.00%	0	0.00%	0	0.00%
441	Heat from short circuit (wiring), defective/worn	3	1.01%	0	0	0.00%	0	0.00%	0	0.00%	0	0.00%	0	0.00%	0	0.00%	0	0.00%
444	Power line down	1	0.34%	0	0	0.00%	0	0.00%	0	0.00%	0	0.00%	0	0.00%	0	0.00%	0	0.00%
460	Accident, potential accident, other	2	0.68%	0	0	0.00%	0	0.00%	0	0.00%	0	0.00%	0	0.00%	0	0.00%	0	0.00%
463	Vehicle accident, general cleanup	1	0.34%	0	0	0.00%	0	0.00%	0	0.00%	0	0.00%	0	0.00%	0	0.00%	0	0.00%
500	Service Call, other	9	3.04%	0	0	0.00%	0	0.00%	0	0.00%	0	0.00%	0	0.00%	0	0.00%	0	0.00%
551	Assist police or other governmental agency	2	0.68%	0	0	0.00%	0	0.00%	0	0.00%	0	0.00%	0	0.00%	0	0.00%	0	0.00%
571	Cover assignment, standby, moveup	1	0.34%	0	0	0.00%	0	0.00%	0	0.00%	0	0.00%	0	0.00%	0	0.00%	0	0.00%
611	Dispatched & canceled en route	17	5.74%	0	0	0.00%	0	0.00%	0	0.00%	0	0.00%	0	0.00%	0	0.00%	0	0.00%
622	No incident found on arrival at dispatch address	7	2.36%	0	0	0.00%	0	0.00%	0	0.00%	0	0.00%	0	0.00%	0	0.00%	0	0.00%



CODE	DESCRIPTOR	FREQ	FREQ %	EXPs	CIV DTHS	CIV DTHS %	CIV INJS	CIV INJS %	FF DTHS	FF DTHS %	FF INJS	FF INJS %	PROP LOSS	PROP LOSS %	CONT LOSS	CONT LOSS %	TOTAL LOSS	TOTAL LOSS %
631	Authorized controlled burning	1	0.34%	0	0	0.00%	0	0.00%	0	0.00%	0	0.00%	0	0.00%	0	0.00%	0	0.00%
641	Vicinity alarm (incident in other location)	11	3.72%	0	0	0.00%	0	0.00%	0	0.00%	0	0.00%	0	0.00%	0	0.00%	0	0.00%
651	Smoke scare, odor of smoke	1	0.34%	0	0	0.00%	0	0.00%	0	0.00%	0	0.00%	0	0.00%	0	0.00%	0	0.00%
671	HazMat release investigation w/no HazMat	1	0.34%	0	0	0.00%	0	0.00%	0	0.00%	0	0.00%	0	0.00%	0	0.00%	0	0.00%
710	Malicious, mischievous false call, other	1	0.34%	0	0	0.00%	0	0.00%	0	0.00%	0	0.00%	0	0.00%	0	0.00%	0	0.00%
730	System malfunction, other	12	4.05%	0	0	0.00%	0	0.00%	0	0.00%	0	0.00%	0	0.00%	0	0.00%	0	0.00%
740	Unintentional transmission of alarm, other	11	3.72%	0	0	0.00%	0	0.00%	0	0.00%	0	0.00%	0	0.00%	0	0.00%	0	0.00%
<b>Totals</b>		296	100%	0	0	100%	0	100%	0	100%	0	100%	151,250	100%	16,150	100%	167,400	100%
<b>Mutual Aid Given Incidents</b>		10																

# **Training Division Monthly Report**

## **January 2026**

### **Overview**

Departmental training for the month included completion of American Heart Association (AHA) Basic Life Support CPR training conducted by on-shift instructors. Additionally, the department supported a fire investigation educational field trip for the Dalton High School Forensics program, organized by Training Division Instructor Cameron Cantrell. Students rotated through hands-on instructional stations led by Fire Investigators, the Training Division, and A-Shift Company 2, covering fire behavior, burn pattern recognition, heat transfer, and fire debris analysis. The event concluded with a demonstration of an ignitable liquids detection canine provided by the State Fire Marshal's Office, reinforcing real-world fire investigation concepts.

Company-level training throughout the month focused on area familiarization, community risk reduction, company officer development, driver/operator skills, incident scene operations, hazardous materials, and firefighter personal protective equipment. Additional topics were selected by company officers to address specific crew needs and to reinforce operational readiness across the department.

A total of 2,799 training hours were completed during January.

### **Outside Schools Attended**

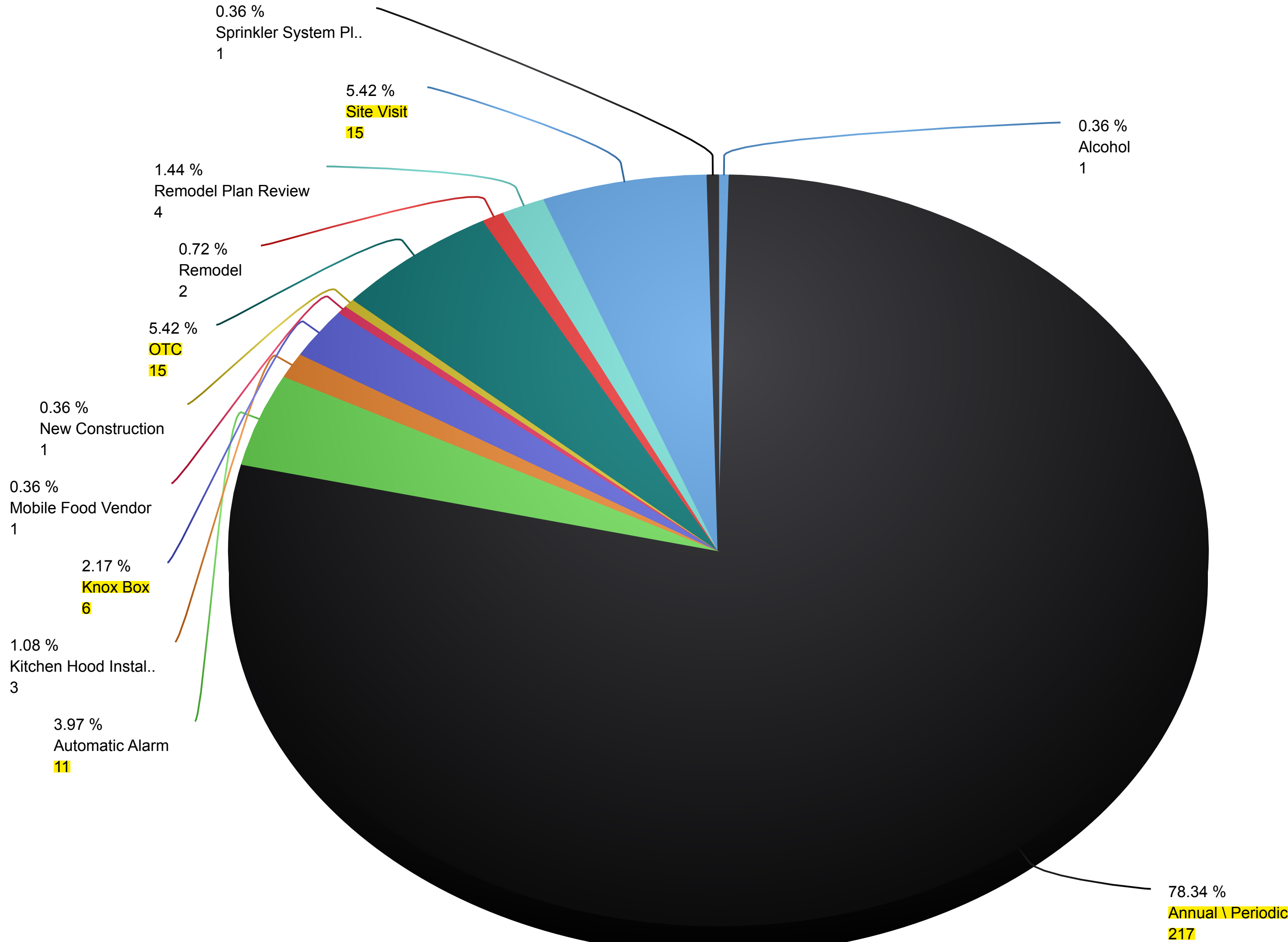
Command and Control of Fire Department Operations at Target Hazards (National Fire Academy class delivered at GPSTC Forsyth)

Introduction to Technical Rescue, GPSTC Forsyth

# Inspection Visit History by Inspection Type

01/01/2026-01/31/2026

- Alcohol
- Annual \ Periodic
- Automatic Alarm
- Kitchen Hood Installation
- Knox Box
- Mobile Food Vendor
- New Construction
- OTC
- Remodel
- Remodel Plan Review
- Site Visit
- Sprinkler System Plan Review



Total of Inspection Type: 277

# YEAR-TO-DATE BUDGET REPORT

01/31/2026

FOR 2026 01								
ACCOUNTS FOR:	ORIGINAL	TRANFRS/	REVISED				AVAILABLE	PCT
0010 GENERAL FUND - OPERATING	APPROP	ADJSTMTS	BUDGET	YTD EXPENDED	ENC/REQ		BUDGET	USED
TOTAL GENERAL FUND - OPERATING	13,178,000	17,000	13,195,000	796,366.75	13,800.21		12,384,833.04	6.1%
350000 511100 WAGES REG	7,513,000	0	7,513,000	314,402.81	.00		7,198,597.19	4.2%
350000 511300 WAGES - OT	647,000	0	647,000	25,272.08	.00		621,727.92	3.9%
350000 512100 GROUP INS	1,486,000	0	1,486,000	105,468.10	.00		1,380,531.90	7.1%
350000 512110 PTST INS	15,000	0	15,000	.00	.00		15,000.00	.0%
350000 512200 FICA & MED	622,000	0	622,000	41,467.96	.00		580,532.04	6.7%
350000 512401 RETDCP	583,000	0	583,000	41,222.18	.00		541,777.82	7.1%
350000 512402 RET DBP	792,000	0	792,000	61,477.93	.00		730,522.07	7.8%
350000 512403 RET STATE	29,000	0	29,000	2,350.00	.00		26,650.00	8.1%
350000 512700 WORKERS CO	109,000	0	109,000	.00	.00		109,000.00	.0%
350000 512850 OPEB	228,000	0	228,000	195.00	.00		227,805.00	.1%
350000 512900 OTHER EMPL	44,000	0	44,000	3,516.37	.00		40,483.63	8.0%
350000 512915 CLEANING A	51,000	0	51,000	.00	.00		51,000.00	.0%
350000 512950 FD CANCER	19,000	0	19,000	17,575.00	.00		1,425.00	92.5%
350000 521200 P	3,000	0	3,000	.00	.00		3,000.00	.0%
350000 521200 HAZM PROFESSION	20,000	0	20,000	.00	.00		20,000.00	.0%
350000 522140 LAWN CARE	6,000	0	6,000	.00	.00		6,000.00	.0%
350000 522210 BUILD R&M	60,000	0	60,000	1,449.31	2,688.88		55,861.81	6.9%
350000 522220 EQ REPAIRS	24,000	0	24,000	2,877.79	4,844.08		16,278.13	32.2%
350000 522220 APPA MTN APP	125,000	0	125,000	8,541.83	49.00		116,409.17	6.9%
350000 522320 RENT EQUIP	4,000	0	4,000	312.00	.00		3,688.00	7.8%
350000 523100 INSURANCE	116,000	17,000	133,000	133,397.00	.00		-397.00	100.3%
350000 523200 COMMUNICAT	37,000	0	37,000	1,818.39	675.96		34,505.65	6.7%
350000 523500 TRAVEL	20,000	0	20,000	665.00	.00		19,335.00	3.3%
350000 523600 DUES	6,000	0	6,000	225.00	165.00		5,610.00	6.5%
350000 523630 RADIO SUBC	12,000	0	12,000	10,612.80	.00		1,387.20	88.4%
350000 523640 VEHICLE IM	1,000	0	1,000	.00	.00		1,000.00	.0%
350000 523700 TRAINING	28,000	0	28,000	20.00	.00		27,980.00	.1%
350000 523920 SOFT LIC	24,000	0	24,000	6,014.00	.00		17,986.00	25.1%
350000 531100 SUP GENERA	25,000	0	25,000	1,228.83	.00		23,771.17	4.9%
350000 531110 SUP OFFICE	4,000	0	4,000	.00	30.98		3,969.02	.8%
350000 531120 UNIFORMS	221,000	0	221,000	507.50	4,294.24		216,198.26	2.2%
350000 531150 SUP GROUND	3,000	0	3,000	.00	.00		3,000.00	.0%
350000 531200 UTILITIES	145,000	0	145,000	13,131.93	.00		131,868.07	9.1%
350000 531240 BOTTLE GAS	4,000	0	4,000	1,052.73	.00		2,947.27	26.3%
350000 531250 OIL	6,000	0	6,000	143.97	.00		5,856.03	2.4%
350000 531270 GASOLINE	17,000	0	17,000	.00	.00		17,000.00	.0%
350000 531275 DIESEL	63,000	0	63,000	.00	.00		63,000.00	.0%
350000 531300 MEALS FOOD	2,000	0	2,000	.00	33.54		1,966.46	1.7%
350000 531600 SMALL EQUI	25,000	0	25,000	.00	.00		25,000.00	.0%
350000 531700 OTHER SUPP	15,000	0	15,000	.00	51.43		14,948.57	.3%
350000 531700 HAZM OTHER SUPP	14,000	0	14,000	651.24	.00		13,348.76	4.7%
350000 531700 SAFET OTHER SUPP	6,000	0	6,000	770.00	.00		5,230.00	12.8%
350000 542500 OTHER EQUI	4,000	0	4,000	.00	967.10		3,032.90	24.2%
TOTAL GENERAL FUND - OPERATING	13,178,000	17,000	13,195,000	796,366.75	13,800.21		12,384,833.04	6.1%
TOTAL EXPENSES	13,178,000	17,000	13,195,000	796,366.75	13,800.21		12,384,833.04	