



**PUBLIC SAFETY COMMISSION MEETING
TUESDAY, APRIL 15, 2025
8:30 AM
DALTON CITY HALL - COUNCIL CHAMBERS**

AGENDA

Call to Order

Agenda Approval

Personnel Matters

1. Fire Department

1. Certificate of Promotion-Training Division Coordinator for Justin Rishel

Public Commentary

Approval of Minutes

2. March 18, 2025

Alcohol Application Review

3. (2) 2025 Alcohol Applications for Review

Police Department

4. Crime / Crash Statistics March 2025

5. Financial Statistics March 2025

Fire Department

6. Statistical Report for March 2025

7. Financial Report for March 2025

Adjournment



Certificate of Promotion

TRAINING DIVISION COORDINATOR

April 15, 2025

Greetings,

I would like to recognize the promotion of Lieutenant Justin Rishel to the rank of Training Division Coordinator. Lieutenant Rishel has met all prerequisites set forth for the aforementioned promotion.

Rishel joined the City of Dalton Fire Department in January 2003 and was assigned to the Training Division as an Instructor in June 2019. Since his appointment to the Training Division, Lieutenant Rishel has exhibited excellence in the performance of his assigned duties. Justin consistently works well beyond expectations during the delivery of: recruit classes, acquired structure training, forcible entry, technical rescue, firefighter survival, engine company operations, and numerous other programs. Additionally, he currently serves as the department's hazardous materials program coordinator. Throughout his appointment, Lieutenant Rishel has performed above expectations while continuing to learn about the Training Division, interpersonal dynamics, and teambuilding strategies. Perhaps most importantly, his passion for the job and thirst for knowledge are second to none.

For these reasons, I would appreciate your support in recognizing Lieutenant Justin Rishel's promotion to the rank of Training Division Coordinator.

Thank you all for your consideration.

A handwritten signature in black ink that reads "Matt Daniel". The signature is written in a cursive, flowing style.

Matt Daniel

Fire Chief

CITY OF DALTON
PUBLIC SAFETY COMMISSION
MINUTES
MARCH 18, 2025

The regular meeting for the Public Safety Commission was held today at the Dalton City Hall Council Chambers. Present were Chairman Truman Whitfield, Commissioners Terry Mathis, Alex Brown, Lane Jackson, Fire Chief Matt Daniel, Police Chief Cliff Cason, City Attorney Jonathan Bledsoe, City Administrator Andrew Parker and Assistant City Administrator Todd Pangle. Mayor Annalee Sams was absent.

AGENDA APPROVAL

On the motion of Commissioner Brown, second Commissioner Jackson, the Commission approved the agenda as presented.

PERSONNEL MATTERS

Fire Department – Certificate of Commendation

Fire Chief Matt Daniel presented a Certificate of Commendation to Firefighter Seth Coley for his outstanding job performance in providing aid to patients injured in a motor vehicle collision on February 7, 2025. The Commission thanked Firefighter Coley for providing the patients with treatment and congratulated him for receiving the Certificate of Commendation

Fire Department – Promotion

On the motion of Commissioner Mathis, second Commissioner Brown, the Commission approved the promotion of Division Chief Keith Dempsey to the rank of Deputy Fire Chief. The vote was unanimous in favor.

MINUTES

The Commissioners were presented written copies of the regular meeting minutes of February 18, 2025. On the motion of Commissioner Brown, second Commissioner Jackson, the minutes were approved as presented. The vote was unanimous in favor.

POLICE DEPARTMENT

Crime and Crash Statistics for February 2025

Police Chief Cliff Cason gave a written and oral summary of the Crime and Crash Statistical Reports for the month of February 2025. As noted in the written summary, Chief Cason reported the Year to Date Part I crimes are approximately 30.63% lower, Part II crimes are approximately 25.4% lower, violent crimes are approximately 10.3% lower, and Property Crimes are approximately 34.8% lower when compared to the past 5-year average. Chief Cason further reported there were 95 non-private property crashes reported for the month, a decrease from the previous month.

On the motion of Commissioner Brown, second Commissioner Jackson, the February Crime and Crash statistic report was approved. The complete report in its entirety is a part of these minutes. The vote was unanimous in favor.

Financial Statistics for February 2025

Police Chief Cliff Cason presented the Financial Report for all divisions within the Dalton Police Department for the month of February 2025. Chief Cason reported the department has expended 12.9% of the budget and is on track for the remainder of FY 2025.

On the motion of Commissioner Mathis, second Commissioner Brown, the financial report was approved. The complete report in its entirety is a part of these minutes. The vote was unanimous in favor.

FIRE DEPARTMENT

Monthly Statistical Report – February 2025

Fire Chief Matt Daniel presented the February 2025 Statistical Report to the Commission. Chief Daniel outlined details of the complete report, which included the Incident Report with 304 Total Responses, Incidents by Staff hours, Incidents by Months and Stations, Average Response Time, Average Turnout Time, Average Travel Time, Injury and Property Loss, Training Division Monthly Report, and the Inspection Summary.

On the motion of Commissioner Brown, second Commissioner Jackson, the Commissioners approved the Statistical Report for the Fire Department. A copy of the report is a part of these minutes. The vote was unanimous in favor.

Monthly Financial Report – February 2025

Fire Chief Matt Daniel presented the Financial Report for the month of February 2025 to the Commission. Chief Daniel stated the department has expended 13.5% of the budget, and is on track for the remainder of FY 2025.

On the motion Commissioner Brown, second Commissioner Jackson, the Commissioners approved the Financial Report for the Fire Department. A copy of the report is a part of these minutes. The vote was unanimous in favor.

ADJOURNMENT

There being no further business to come before the Commissioners, on the motion of Commissioner Mathis, second Commissioner Brown, the meeting was adjourned at 9:18 a.m.

Truman Whitfield, Chairman

ATTEST:

Alex Brown, Secretary

2025 ALCOHOL BEVERAGE APPLICATION REVIEW/APPROVAL

PSC MEETING – TUESDAY APRIL 15, 2025

M&C MEETING – MONDAY APRIL 21, 2025

(2) 2025 ALCOHOL APPLICATION(S)

1. Business Owner: Carniceria y Taqueria Diaz, LLC
d/b/a: Carniceria y Taqueria Diaz
Applicant: Ruben Diaz Guzman
Business Address: 1121 S. Thornton Ave
License Type: Package Beer, Pouring Beer (Retail Store)
Disposition: New
Staff Comments: None. Have approvals from Fire Department, Code Enforcement and City Attorney’s Office

PSC Recommendation: Approve Deny | Stipulation(s): _____

2. Business Owner: El Recreo Market Inc.
d/b/a: El Recreo Market
Applicant: Bernandino Sanchez Resendiz
Business Address: 222 E. Morris St. Suite 2
License Type: Package Beer (Retail Store)
Disposition: **New**
Staff Comments: None. Have approvals from Fire Department, Code Enforcement and City Attorney’s Office

PSC Recommendation: Approve Deny | Stipulation(s): _____



Dalton Police Department Public Safety Commission Meeting

April 15, 2025

TABLE OF CONTENTS

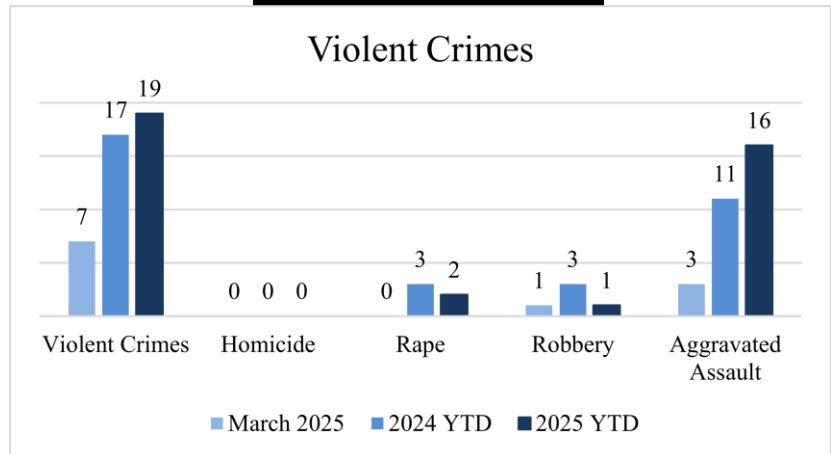
CRIME STATISTICS

CRASH STATISTICS

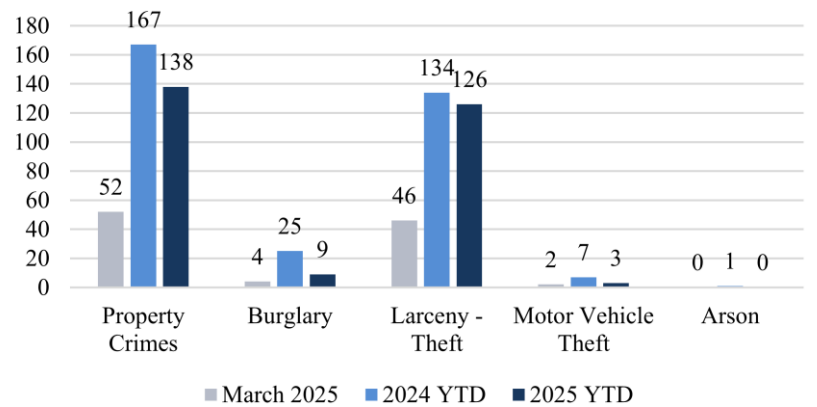
FINANCIAL STATISTICS

MARCH 2025

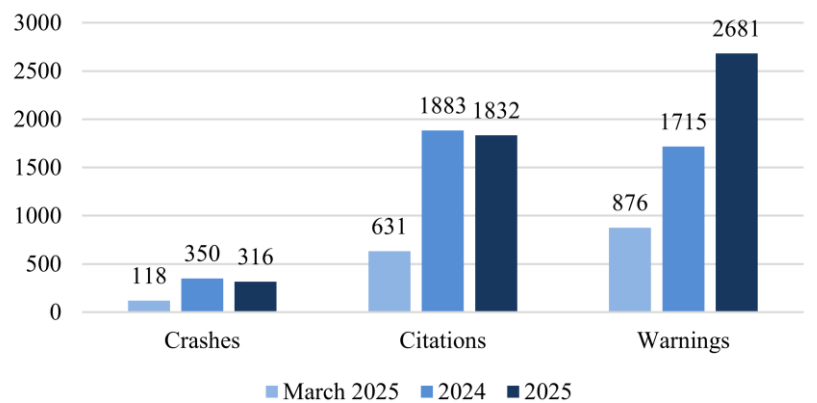
Violent Crimes



Property Crimes



Traffic





PART 1 CRIMES

March 2025

Total Part 1 Crimes			<u>2024 YTD</u>	<u>2025 YTD</u>	<u>YTD Change</u>
			184	157	-14.67%
Violent Crimes			<u>2024 YTD</u>	<u>2025 YTD</u>	<u>YTD Change</u>
	<u>Current</u>		17	19	11.76%
Homicide	0		0	0	0.00%
Rape	0		3	2	-33.33%
Robbery	1		3	1	-66.67%
25-001375	3/13/2025	1205 N Glenwood Ave	During a property exchange at this location, the suspect snatched a phone from the victim's hand. The suspect attempted to leave and threatened to run over the victim. The case is currently active and under investigation.		
Aggravated Assault	3		11	16	45.45%
25-001438	3/17/2025	1500 Manley St	During a physical confrontation at this location, the suspect struck the victim with a cellphone in the head multiple times. The suspect was arrested.		
25-001728	3/30/2025	1890 Brady Dr	During an argument between brothers, they decided to go outside and fight about the argument. During the fight, one of the brothers pulled a knife and stabbed the other and causing injury. The victim was transported to the hospital and the suspect was later arrested.		
25-001615	3/25/2025	1808 Shadow Ln	A consensual sexual encounter ended with the suspect choking, beating, and destroying the property of two victims. The suspect was arrested and charged with aggravated assault among other charges.		
Property Crimes			<u>2024 YTD</u>	<u>2025 YTD</u>	<u>YTD Change</u>
	<u>Current</u>		167	138	-17.37%
Burglary	4		25	9	-64.00%
Larceny-Theft	46		134	126	-5.97%
Motor Vehicle Theft	2		7	3	-57.14%
Arson	0		1	0	-100.00%

There were 56 Part 1 crimes in March 2025. That is an increase of approximately 5.66% compared to 53 in March 2024. Total Part 1 crimes YTD have decreased by approximately 14.67% when compared to 2024.

Violent crimes have increased by approximately 11.76% when compared to 2024. There have been 19 violent crimes YTD 2025 compared to 17 in 2024.

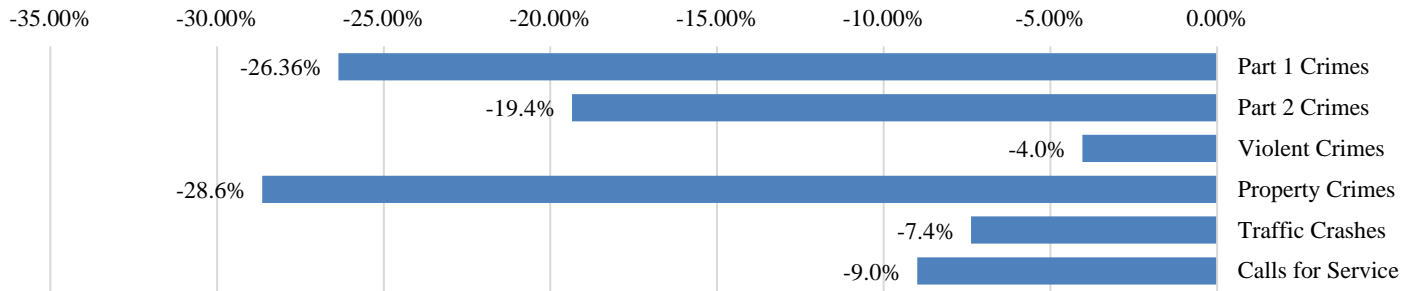
Property crimes have decreased by 17.37% when compared to 2024. All categories of property crimes have shown a decrease YTD compared to 2024.



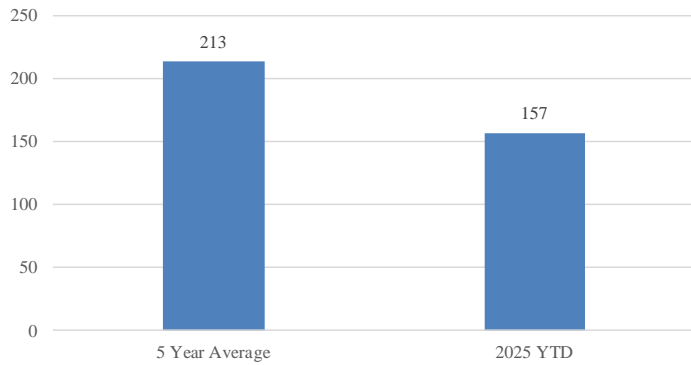
FIVE-YEAR AVERAGE

March 2025

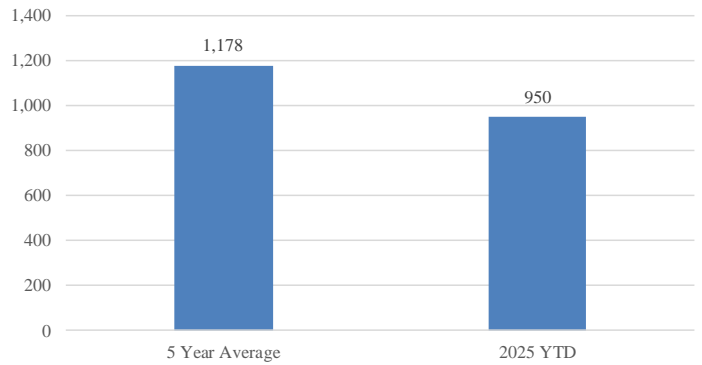
2025 YTD Compared to 5-Year Average



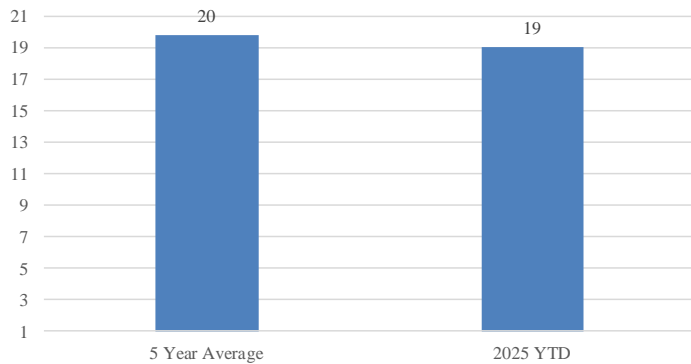
Part 1 Crimes



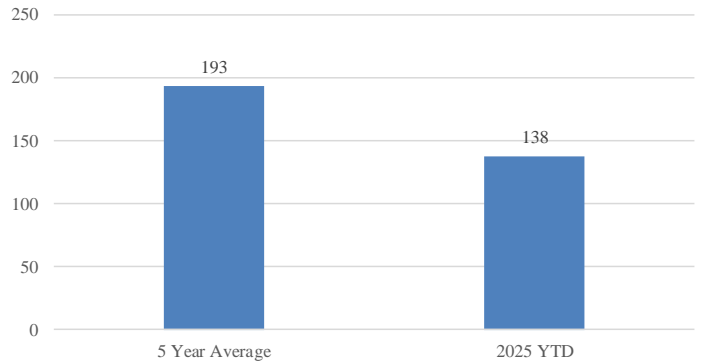
Part 2 Crimes



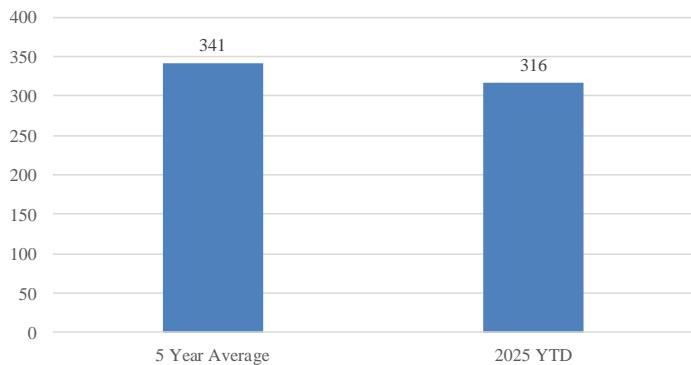
Violent Crimes



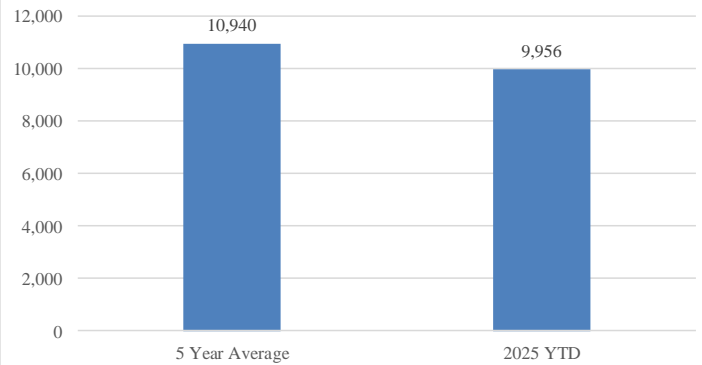
Property Crimes



Traffic Crashes



Calls For Service





CRASH STATISTICS

March 2025

Traffic crashes increased by approximately 24.2% when compared to February 2025. Year to date crashes have decreased by approximately 9.7%. Angle collisions were the most frequent crash types. Following too closely was the most frequent contributing factor. Walnut Ave had the highest number of crashes and injuries.

Total Crashes	Current	Previous	Change	YTD 2025	YTD 2024	Change
	118	95	24.2%	316	350	-9.7%

Injury Crashes	Total	Complaint	Minor	Serious	Fatality	Multiple
	26	15	10	1	0	4
Total Injuries	33					

DUI Crashes	Speed Crashes	Distracted Crashes	Following Too Closely Crashes
3	5	11	26

Day of the Week	Total	Time of Day	Total
Monday	29	0000 - 0559	1
Tuesday	14	0600 - 0859	12
Wednesday	15	0900 - 1059	12
Thursday	8	1100 - 1359	21
Friday	19	1400 - 1559	22
Saturday	20	1600 - 1859	34
Sunday	13	1900 - 2159	14
		2200 - 2359	2

Collision Type	Total	Contributing Factors	Total
Angle	49	Following too Closely	26
Rear End	44	Failure to Yield	24
Sideswipe-Same Direction	13	Improper Lane Change	16
Collision with an Object	7	Distracted	11
Sideswipe-Opposite Direction	3		
Head On	2		

Top Streets	Total Crashes	% Total	Injuries	% Injuries
Walnut Ave	23	19.5%	5	15.2%
Chattanooga Rd	12	10.2%	3	9.1%
Glenwood Ave	9	7.6%	1	3.0%

	Traffic Stops	Warnings	Citations
March 2025	1221	876	631
2025 YTD	3695	2681	1832
2024 YTD	3374	1715	1883



FINANCIAL STATISTICS

March 2025

SUMMARY OF THE FINANCIAL STATUS THROUGH MARCH 2025

The police department budget for FY 2025 is now in its implementation, and we have expended approximately 24.5% of our 2025 budget through March. Currently, we believe there will be sufficient funds to accomplish our 2025 goals and meet the needs of the department.

We have begun the process of purchasing vehicles utilizing the 2024 SPLOST funds. All purchases are being made in accordance with the Dalton Police Department Vehicle Replacement Plan and the City of Dalton Purchasing Policy.

YEAR-TO-DATE BUDGET REPORT

FOR 2025 03									
ACCOUNTS FOR:	GENERAL FUND - OPERATING	ORIGINAL APPROP	TRANFRS/ADJSTMTS	REVISED BUDGET	YTD EXPENDED	ENCUMBRANCES	AVAILABLE BUDGET	PCT USED	
321000 PD ADMINISTRATION									
321000	511100	WAGES - REGULAR	577,000	0	577,000	117,629.45	.00	459,370.55	20.4%
321000	511300	WAGES - OVERTIME	1,000	0	1,000	9.75	.00	990.25	1.0%
321000	512100	GROUP INSURANCE	52,000	0	52,000	13,013.52	.00	38,986.48	25.0%
321000	512110	PTSD INSURANCE	13,700	0	13,700	6,374.00	.00	7,326.00	46.5%
321000	512200	FICA & MEDICARE	44,500	0	44,500	9,883.74	.00	34,616.26	22.2%
321000	512401	RETIREMENT DCP	17,500	0	17,500	3,945.02	.00	13,554.98	22.5%
321000	512402	RETIREMENT DBP	157,500	0	157,500	36,380.65	.00	121,119.35	23.1%
321000	512403	RETIREMENT STATE	1,700	0	1,700	315.00	.00	1,385.00	18.5%
321000	512700	WORKERS COMPENSAT	10,000	0	10,000	2,503.00	.00	7,497.00	25.0%
321000	512850	OPEB FUNDING	114,700	0	114,700	25,350.26	.00	89,349.74	22.1%
321000	512900	OTHER EMPLOYEE BE	3,600	0	3,600	865.96	.00	2,734.04	24.1%
321000	512915	CLEANING ALLOWANC	2,400	0	2,400	47.50	.00	2,352.50	2.0%
321000	512916	CLOTHING ALLOWANC	2,400	0	2,400	.00	.00	2,400.00	.0%
321000	521300	TECHNICAL CONTRAC	4,000	0	4,000	.00	.00	4,000.00	.0%
321000	522220	EQUIPMENT MAINT &	5,000	0	5,000	2,438.18	.00	2,561.82	48.8%
321000	522230	VEHICLE REPAIRS &	4,000	0	4,000	.00	.00	4,000.00	.0%
321000	522320	RENTAL - EQUIPMEN	9,000	0	9,000	959.80	109.80	7,930.40	11.9%
321000	523100	INSURANCE COMMERC	236,500	-10,000	226,500	140,979.76	.00	85,520.24	62.2%
321000	523200	COMMUNICATIONS	50,000	0	50,000	10,136.69	.00	39,863.31	20.3%
321000	523210	POSTAGE	4,500	0	4,500	425.92	.00	4,074.08	9.5%
321000	523400	PRINTING & BINDIN	3,000	0	3,000	569.50	.00	2,430.50	19.0%
321000	523500	TRAVEL	14,000	0	14,000	534.49	267.50	13,198.01	5.7%
321000	523600	DUES & FEES	5,000	0	5,000	1,637.75	.00	3,362.25	32.8%
321000	523630	RADIO SUBSCRIBER F	29,000	0	29,000	23,155.20	.00	5,844.80	79.8%
321000	523700	TRAINING & EDUCAT	8,000	0	8,000	1,953.54	.00	6,046.46	24.4%
321000	523850	CONTRACT LABOR	5,000	0	5,000	.00	.00	5,000.00	.0%
321000	523920	SOFTWARE LICENSES	190,000	0	190,000	106,424.52	532.68	83,042.80	56.3%
321000	531100	SUPPLIES - GENERA	1,000	0	1,000	48.50	.00	951.50	4.9%
321000	531110	SUPPLIES - OFFICE	2,000	0	2,000	252.29	.00	1,747.71	12.6%
321000	531250	OIL	1,000	0	1,000	.00	.00	1,000.00	.0%
321000	531270	GASOLINE	7,000	0	7,000	775.20	.00	6,224.80	11.1%
321000	531300	MEALS - FOOD	2,000	0	2,000	.00	.00	2,000.00	.0%
321000	531600	SMALL EQUIPMENT <	2,000	0	2,000	.00	.00	2,000.00	.0%
321000	531700	OTHER SUPPLIES	2,000	0	2,000	40.41	.00	1,959.59	2.0%
TOTAL PD ADMINISTRATION		1,582,000	-10,000	1,572,000	506,649.60	909.98	1,064,440.42	32.3%	

YEAR-TO-DATE BUDGET REPORT

FOR 2025 03

ACCOUNTS FOR:	ORIGINAL APPROP	TRANFRS/ADJSTMTS	REVISED BUDGET	YTD EXPENDED	ENCUMBRANCES	AVAILABLE BUDGET	PCT USED
0010 GENERAL FUND - OPERATING							
322100 PD CRIMINAL INVESTIGATION DIV							
322100 511100 WAGES - REGULAR	1,340,000	0	1,340,000	271,210.23	.00	1,068,789.77	20.2%
322100 511300 WAGES - OVERTIME	51,000	0	51,000	2,901.49	.00	48,098.51	5.7%
322100 512100 GROUP INSURANCE	232,000	0	232,000	47,980.98	.00	184,019.02	20.7%
322100 512200 FICA & MEDICARE	106,000	0	106,000	22,488.61	.00	83,511.39	21.2%
322100 512401 RETIREMENT DCP	79,000	0	79,000	16,812.07	.00	62,187.93	21.3%
322100 512402 RETIREMENT DBP	223,000	0	223,000	52,367.43	.00	170,632.57	23.5%
322100 512403 RETIREMENT STATE	6,500	0	6,500	1,540.00	.00	4,960.00	23.7%
322100 512700 WORKERS COMPENSAT	30,000	0	30,000	7,500.00	.00	22,500.00	25.0%
322100 512900 OTHER EMPLOYEE BE	8,500	0	8,500	1,973.97	.00	6,526.03	23.2%
322100 512915 CLEANING ALLOWANC	4,000	0	4,000	525.50	.00	3,474.50	13.1%
322100 512916 CLOTHING ALLOWANC	9,000	0	9,000	.00	.00	9,000.00	.0%
322100 522220 EQUIPMENT MAINT &	3,500	0	3,500	.00	.00	3,500.00	.0%
322100 522230 VEHICLE REPAIRS &	7,000	0	7,000	2,495.22	.00	4,504.78	35.6%
322100 523500 TRAVEL	20,000	0	20,000	1,404.00	637.00	17,959.00	10.2%
322100 523600 DUES & FEES	5,000	0	5,000	580.00	.00	4,420.00	11.6%
322100 523700 TRAINING & EDUCAT	19,000	0	19,000	2,590.00	.00	16,410.00	13.6%
322100 523900 PEPI OTHER PURCHAS	25,500	0	25,500	.00	.00	25,500.00	.0%
322100 531100 SUPPLIES - GENERA	3,000	0	3,000	192.69	175.00	2,632.31	12.3%
322100 531110 SUPPLIES - OFFICE	4,000	0	4,000	468.87	.00	3,531.13	11.7%
322100 531250 OIL	2,500	0	2,500	.00	.00	2,500.00	.0%
322100 531270 GASOLINE	20,000	0	20,000	2,687.94	.00	17,312.06	13.4%
322100 531300 MEALS - FOOD	1,000	0	1,000	.00	.00	1,000.00	.0%
322100 531600 SMALL EQUIPMENT <	16,500	0	16,500	.00	.00	16,500.00	.0%
322100 531700 OTHER SUPPLIES	5,000	0	5,000	131.40	.00	4,868.60	2.6%
TOTAL PD CRIMINAL INVESTIGATION DIV	2,221,000	0	2,221,000	435,850.40	812.00	1,784,337.60	19.7%

YEAR-TO-DATE BUDGET REPORT

FOR 2025 03								
ACCOUNTS FOR:	GENERAL FUND - OPERATING	ORIGINAL APPROP	TRANFRS/ADJSTMTS	REVISED BUDGET	YTD EXPENDED	ENCUMBRANCES	AVAILABLE BUDGET	PCT USED
322300 PD PATROL								
322300 511100	WAGES - REGULAR	4,586,000	-2,500	4,583,500	830,546.00	.00	3,752,954.00	18.1%
322300 511300	WAGES - OVERTIME	125,500	0	125,500	11,080.84	.00	114,419.16	8.8%
322300 511320	WAGES - HIRING IN	0	2,500	2,500	.00	.00	2,500.00	.0%
322300 512100	GROUP INSURANCE	684,700	0	684,700	162,713.22	.00	521,986.78	23.8%
322300 512200	FICA & MEDICARE	355,000	0	355,000	69,934.79	.00	285,065.21	19.7%
322300 512401	RETIREMENT DCP	408,000	0	408,000	78,711.22	.00	329,288.78	19.3%
322300 512402	RETIREMENT DBP	188,000	0	188,000	43,179.33	.00	144,820.67	23.0%
322300 512403	RETIREMENT STATE	30,600	0	30,600	5,635.00	.00	24,965.00	18.4%
322300 512700	WORKERS COMPENSAT	123,700	0	123,700	30,800.00	.00	92,900.00	24.9%
322300 512900	OTHER EMPLOYEE BE	30,000	0	30,000	6,258.68	.00	23,741.32	20.9%
322300 512915	CLEANING ALLOWANC	10,000	0	10,000	1,114.00	.00	8,886.00	11.1%
322300 522220	EQUIPMENT MAINT &	11,000	0	11,000	1,410.00	.00	9,590.00	12.8%
322300 522230	VEHICLE REPAIRS &	66,000	0	66,000	12,401.29	5,310.81	48,287.90	26.8%
322300 522230	SHOP VEHICLE EXP -	104,000	0	104,000	27,805.16	.00	76,194.84	26.7%
322300 523500	TRAVEL	74,000	0	74,000	12,535.25	1,320.72	60,144.03	18.7%
322300 523600	DUES & FEES	4,000	0	4,000	570.00	100.00	3,330.00	16.8%
322300 523700	TRAINING & EDUCAT	46,000	0	46,000	10,346.69	600.00	35,053.31	23.8%
322300 531100	SUPPLIES - GENERA	6,000	0	6,000	70.93	.00	5,929.07	1.2%
322300 531110	SUPPLIES - OFFICE	3,000	0	3,000	.00	.00	3,000.00	.0%
322300 531120	UNIFORMS	60,000	0	60,000	2,763.73	.00	57,236.27	4.6%
322300 531200	PDCAM UTILITIES -	3,000	0	3,000	474.17	.00	2,525.83	15.8%
322300 531250	OIL	3,000	0	3,000	2,269.79	.00	730.21	75.7%
322300 531270	GASOLINE	167,000	0	167,000	21,632.70	.00	145,367.30	13.0%
322300 531300	MEALS - FOOD	2,000	0	2,000	.00	.00	2,000.00	.0%
322300 531600	SMALL EQUIPMENT <	50,000	0	50,000	3,042.54	.00	46,957.46	6.1%
322300 531700	OTHER SUPPLIES	5,000	0	5,000	12.00	.00	4,988.00	.2%
TOTAL PD PATROL		7,145,500	0	7,145,500	1,335,307.33	7,331.53	5,802,861.14	18.8%

YEAR-TO-DATE BUDGET REPORT

FOR 2025 03

ACCOUNTS FOR:	ORIGINAL APPROP	TRANFRS/ADJSTMTS	REVISED BUDGET	YTD EXPENDED	ENCUMBRANCES	AVAILABLE BUDGET	PCT USED
0010 GENERAL FUND - OPERATING							
322400 PD SUPPORT SERVICES							
322400 511100 WAGES - REGULAR	815,000	0	815,000	172,888.20	.00	642,111.80	21.2%
322400 511300 WAGES - OVERTIME	6,700	0	6,700	344.28	.00	6,355.72	5.1%
322400 512100 GROUP INSURANCE	181,000	0	181,000	40,154.64	.00	140,845.36	22.2%
322400 512200 FICA & MEDICARE	63,500	0	63,500	13,721.84	.00	49,778.16	21.6%
322400 512401 RETIREMENT DCP	63,000	0	63,000	13,044.69	.00	49,955.31	20.7%
322400 512402 RETIREMENT DBP	80,000	0	80,000	18,294.55	.00	61,705.45	22.9%
322400 512403 RETIREMENT STATE	2,100	0	2,100	595.00	.00	1,505.00	28.3%
322400 512700 WORKERS COMPENSAT	22,000	0	22,000	5,503.00	.00	16,497.00	25.0%
322400 512900 OTHER EMPLOYEE BE	5,200	0	5,200	1,208.93	.00	3,991.07	23.2%
322400 512915 CLEANING ALLOWANC	2,400	0	2,400	71.75	.00	2,328.25	3.0%
322400 512916 CLOTHING ALLOWANC	600	0	600	.00	.00	600.00	.0%
322400 521300 TECHNICAL CONTRAC	18,000	0	18,000	1,143.35	.00	16,856.65	6.4%
322400 522140 LAWN CARE CONTRAC	14,000	0	14,000	1,366.00	852.00	11,782.00	15.8%
322400 522210 BUILDING REPAIRS	42,000	0	42,000	16,315.76	207.45	25,476.79	39.3%
322400 522230 VEHICLE REPAIRS &	3,000	0	3,000	574.49	.00	2,425.51	19.1%
322400 523500 TRAVEL	18,000	0	18,000	1,566.40	562.22	15,871.38	11.8%
322400 523600 DUES & FEES	3,000	0	3,000	324.08	.00	2,675.92	10.8%
322400 523620 CREDIT CARD & BAN	1,000	0	1,000	.00	.00	1,000.00	.0%
322400 523700 TRAINING & EDUCAT	32,000	0	32,000	27,253.97	250.00	4,496.03	85.9%
322400 531100 SUPPLIES - GENERA	3,000	0	3,000	287.92	.00	2,712.08	9.6%
322400 531110 SUPPLIES - OFFICE	3,000	0	3,000	994.96	.00	2,005.04	33.2%
322400 531120 UNIFORMS	4,000	0	4,000	.00	.00	4,000.00	.0%
322400 531150 SUPPLIES - GROUND	3,000	0	3,000	.00	.00	3,000.00	.0%
322400 531155 SUPPLIES - BUILDI	28,000	0	28,000	1,658.51	.00	26,341.49	5.9%
322400 531200 UTILITIES	72,000	0	72,000	11,819.23	.00	60,180.77	16.4%
322400 531250 OIL	1,000	0	1,000	.00	.00	1,000.00	.0%
322400 531270 GASOLINE	8,500	0	8,500	1,208.07	.00	7,291.93	14.2%
322400 531300 MEALS - FOOD	1,000	0	1,000	.00	.00	1,000.00	.0%
322400 531600 SMALL EQUIPMENT <	11,500	0	11,500	.00	.00	11,500.00	.0%
322400 531700 OTHER SUPPLIES	14,000	0	14,000	6,039.75	.00	7,960.25	43.1%
TOTAL PD SUPPORT SERVICES	1,521,500	0	1,521,500	336,379.37	1,871.67	1,183,248.96	22.2%

YEAR-TO-DATE BUDGET REPORT

FOR 2025 03								
ACCOUNTS FOR:	ORIGINAL	TRANFRS/	REVISED				AVAILABLE	PCT
0010 GENERAL FUND - OPERATING	APPROP	ADJSTMTS	BUDGET	YTD EXPENDED	ENCUMBRANCES	BUDGET	USED	
322600 CUSTODY OF PRISONERS								
322600 523900 OTHER PURCHASED S	95,000	0	95,000	9,876.72	18,401.27	66,722.01	29.8%	
TOTAL CUSTODY OF PRISONERS	95,000	0	95,000	9,876.72	18,401.27	66,722.01	29.8%	
TOTAL GENERAL FUND - OPERATING	12,565,000	-10,000	12,555,000	2,624,063.42	29,326.45	9,901,610.13	21.1%	
TOTAL EXPENSES	12,565,000	-10,000	12,555,000	2,624,063.42	29,326.45	9,901,610.13		

YEAR-TO-DATE BUDGET REPORT

FOR 2025 03

	ORIGINAL APPROP	TRANFRS/ ADJSTMTS	REVISED BUDGET	YTD EXPENDED	ENCUMBRANCES	AVAILABLE BUDGET	PCT USED
GRAND TOTAL	12,565,000	-10,000	12,555,000	2,624,063.42	29,326.45	9,901,610.13	21.1%

** END OF REPORT - Generated by Martha Lopez **



Dalton Fire Department

404 School Street, Dalton, GA 30720

Phone: 706-278-7363

Breakdown by Incident Type

Report Period: 03/01/25 - 03/31/25 23:59:59

Incident Type	Incidents	Exposures
311 Medical assist, assist EMS crew	193	0
611 Dispatched & canceled en route	41	0
322 Motor vehicle accident with injuries	18	0
142 Brush or brush-and-grass mixture fire	12	0
622 No incident found on arrival at dispatch address	12	0
745 Alarm system activation, no fire - unintentional	10	0
743 Smoke detector activation, no fire - unintentional	9	0
735 Alarm system sounded due to malfunction	7	0
324 Motor vehicle accident with no injuries.	7	0
111 Building fire	4	1
323 Motor vehicle/pedestrian accident (MV Ped)	4	0
151 Outside rubbish, trash or waste fire	3	0
412 Gas leak (natural gas or LPG)	3	0
444 Power line down	3	0
651 Smoke scare, odor of smoke	3	0
671 HazMat release investigation w/no HazMat	2	0
141 Forest, woods or wildland fire	2	0
442 Overheated motor	2	0
714 Central station, malicious false alarm	2	0
733 Smoke detector activation due to malfunction	2	0
445 Arcing, shorted electrical equipment	2	0
118 Trash or rubbish fire, contained	2	0
131 Passenger vehicle fire	1	0
143 Grass fire	1	0

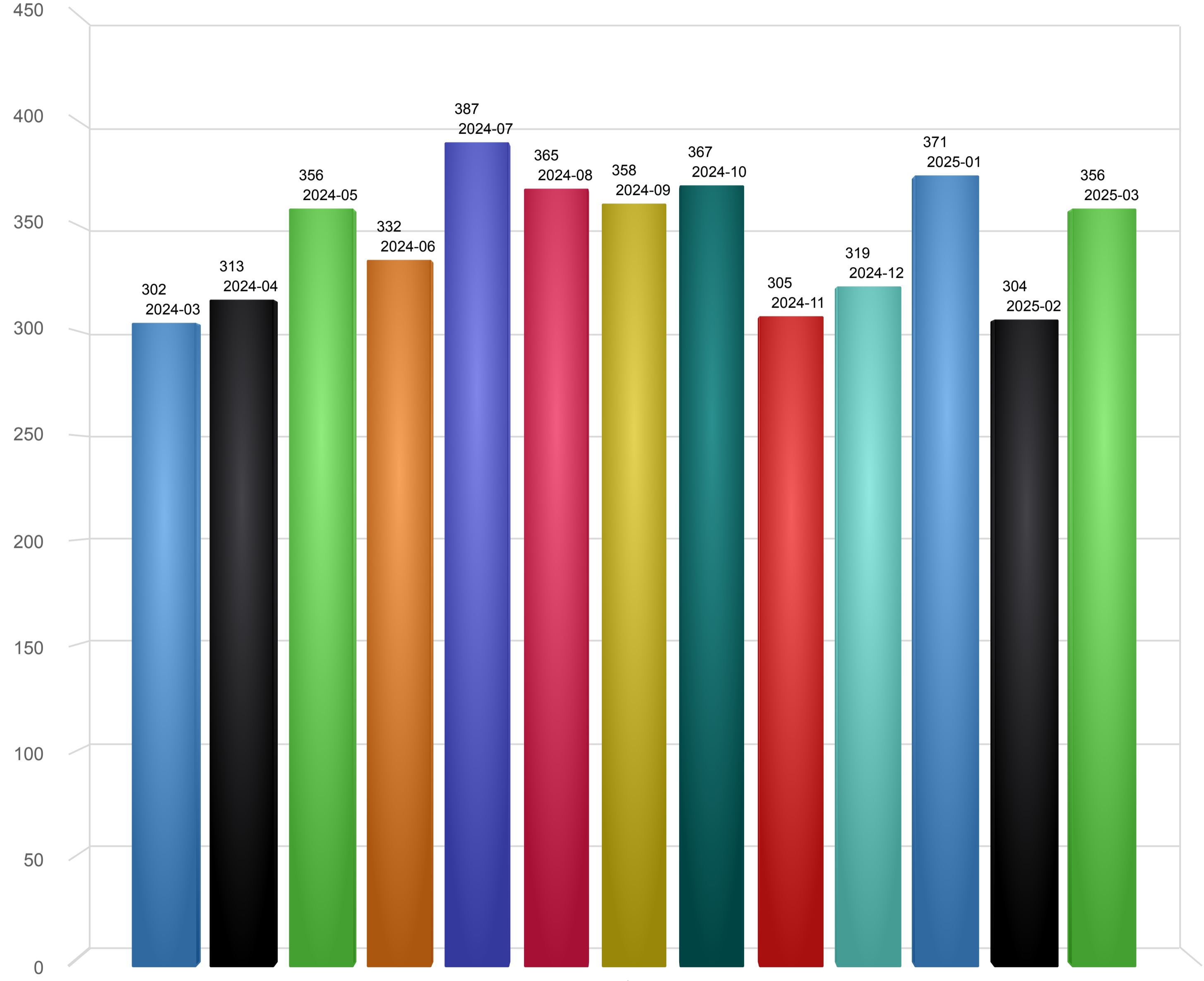
Incident Type	Incidents	Exposures
251 Excessive heat, scorch burns with no ignition	1	0
553 Public service	1	0
561 Unauthorized burning	1	0
600 Good intent call, other	1	0
424 Carbon monoxide incident	1	0
331 Lock-in (if lock out , use 511)	1	0
400 Hazardous condition, other	1	0
744 Detector activation, no fire - unintentional	1	0
746 Carbon monoxide detector activation, no CO	1	0
715 Local alarm system, malicious false alarm	1	0
710 Malicious, mischievous false call, other	1	0

	Incidents	Exposures
Total	356	1

Incidents by Months

03/01/2024-03/31/2025

- 2024-03
- 2024-04
- 2024-05
- 2024-06
- 2024-07
- 2024-08
- 2024-09
- 2024-10
- 2024-11
- 2024-12
- 2025-01
- 2025-02
- 2025-03



Incident Count

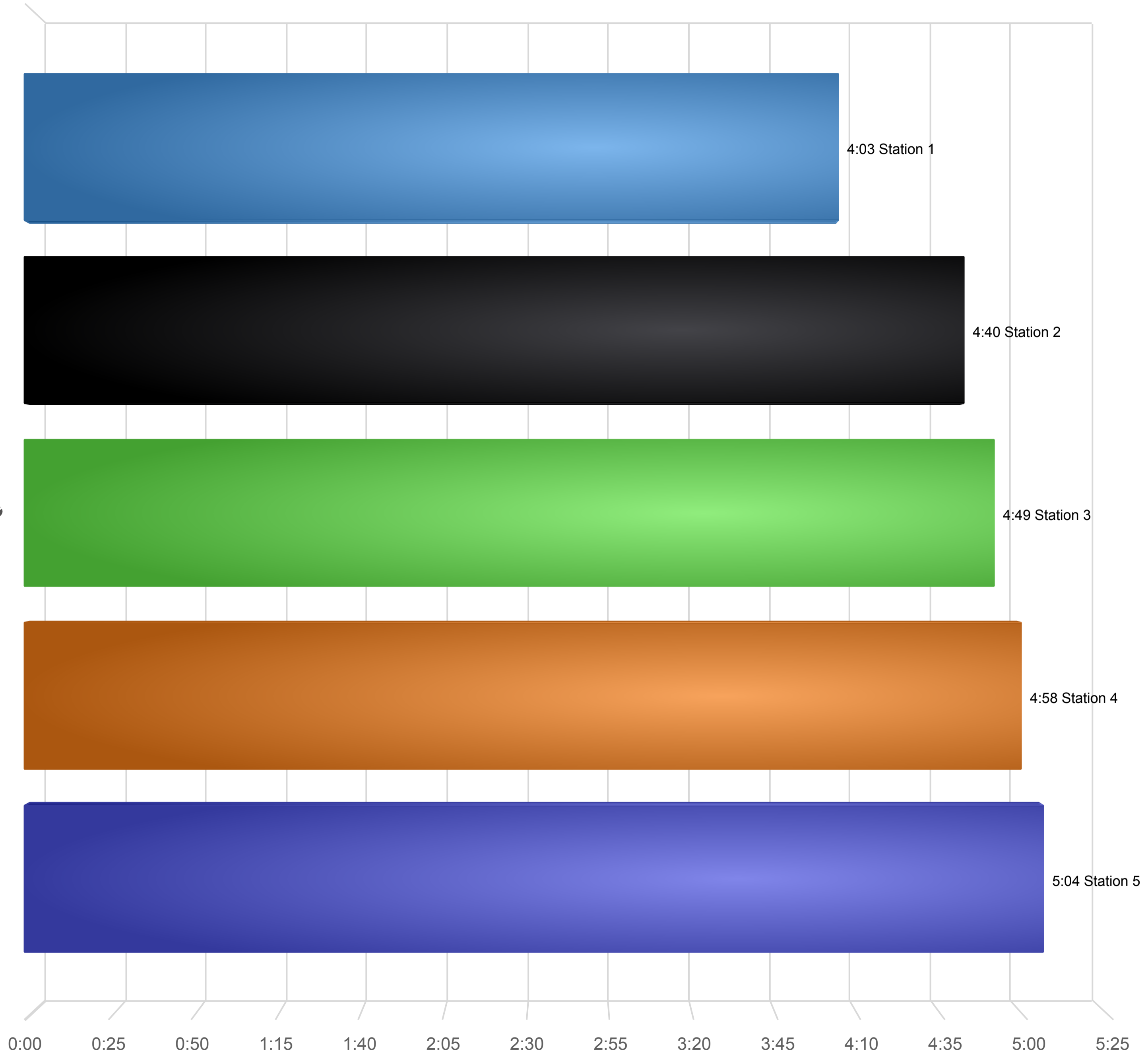
Total of Month: 4,435

Average Response Time by Station

03/01/2025-03/31/2025

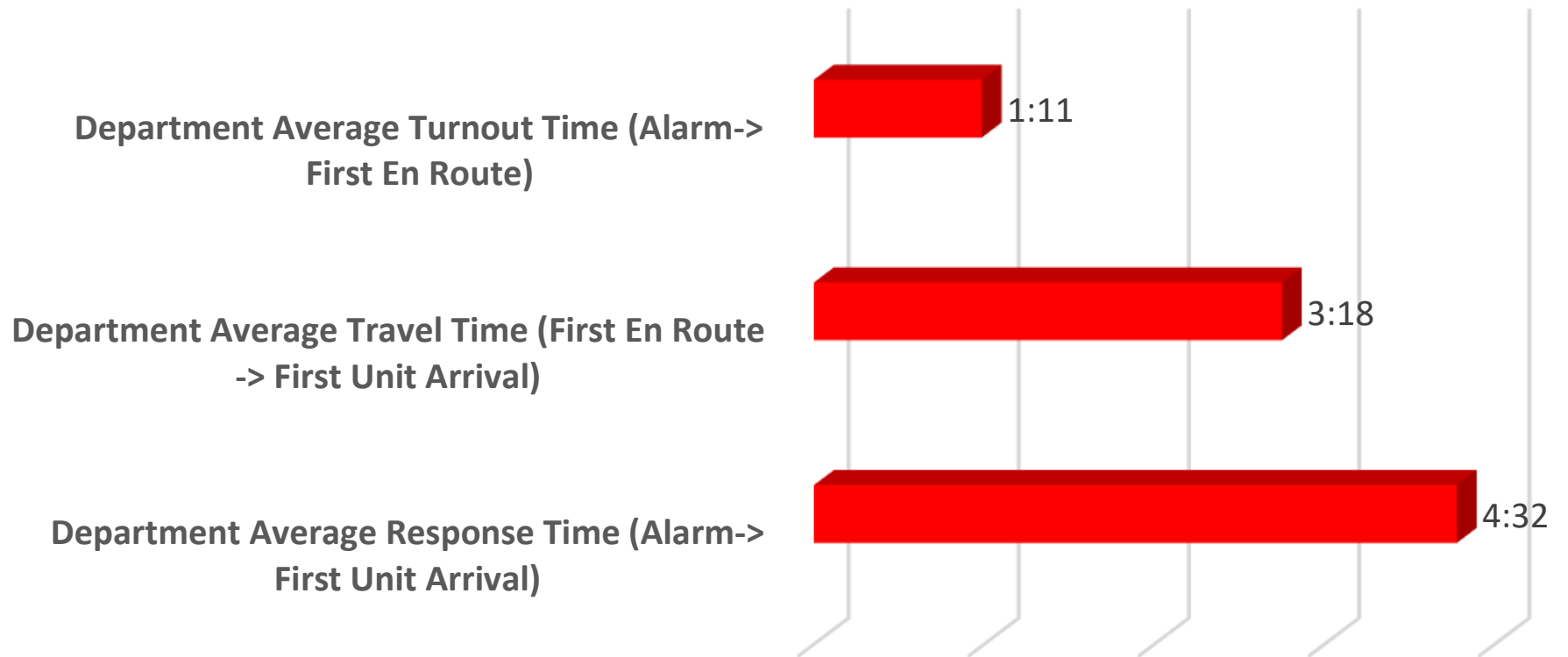
- Station 1
- Station 2
- Station 3
- Station 4
- Station 5

Response Time



Total of Station: 4:32

Department Response Times





Dalton Fire Department

404 School Street, Dalton, GA 30720

Phone: 706-278-7363

Injuries and Property Loss

(Dates: 3/1/2025 - 3/31/2025 11:59:59 PM)

CODE	DESCRIPTOR	FREQ	FREQ %	EXPs	CIV DTHS	CIV DTHS %	CIV INJS	CIV INJS %	FF DTHS	FF DTHS %	FF INJS	FF INJS %	PROP LOSS	PROP LOSS %	CONT LOSS	CONT LOSS %	TOTAL LOSS	TOTAL LOSS %
111	Building fire	4	1.22%	1	0	0.00%	0	0.00%	0	0.00%	0	0.00%	55,260	100.00%	2,000	100.00%	57,260	100.00%
118	Trash or rubbish fire, contained	2	0.61%	0	0	0.00%	0	0.00%	0	0.00%	0	0.00%	0	0.00%	0	0.00%	0	0.00%
131	Passenger vehicle fire	0	0.00%	0	0	0.00%	0	0.00%	0	0.00%	0	0.00%	0	0.00%	0	0.00%	0	0.00%
141	Forest, woods or wildland fire	2	0.61%	0	0	0.00%	0	0.00%	0	0.00%	0	0.00%	0	0.00%	0	0.00%	0	0.00%
142	Brush or brush-and-grass mixture fire	7	2.14%	0	0	0.00%	0	0.00%	0	0.00%	0	0.00%	0	0.00%	0	0.00%	0	0.00%
143	Grass fire	1	0.31%	0	0	0.00%	0	0.00%	0	0.00%	0	0.00%	0	0.00%	0	0.00%	0	0.00%
151	Outside rubbish, trash or waste fire	3	0.92%	0	0	0.00%	0	0.00%	0	0.00%	0	0.00%	0	0.00%	0	0.00%	0	0.00%
251	Excessive heat, scorch burns with no ignition	1	0.31%	0	0	0.00%	0	0.00%	0	0.00%	0	0.00%	0	0.00%	0	0.00%	0	0.00%
311	Medical assist, assist EMS crew	192	58.72%	0	0	0.00%	0	0.00%	0	0.00%	0	0.00%	0	0.00%	0	0.00%	0	0.00%

CODE	DESCRIPTOR	FREQ	FREQ %	EXPs	CIV DTHS	CIV DTHS %	CIV INJS	CIV INJS %	FF DTHS	FF DTHS %	FF INJS	FF INJS %	PROP LOSS	PROP LOSS %	CONT LOSS	CONT LOSS %	TOTAL LOSS	TOTAL LOSS %
322	Motor vehicle accident with injuries	15	4.59%	0	0	0.00%	0	0.00%	0	0.00%	0	0.00%	0	0.00%	0	0.00%	0	0.00%
323	Motor vehicle/pedestrian accident (MV Ped)	4	1.22%	0	0	0.00%	0	0.00%	0	0.00%	0	0.00%	0	0.00%	0	0.00%	0	0.00%
324	Motor vehicle accident with no injuries.	6	1.83%	0	0	0.00%	0	0.00%	0	0.00%	0	0.00%	0	0.00%	0	0.00%	0	0.00%
331	Lock-in (if lock out , use 511)	1	0.31%	0	0	0.00%	0	0.00%	0	0.00%	0	0.00%	0	0.00%	0	0.00%	0	0.00%
400	Hazardous condition, other	1	0.31%	0	0	0.00%	0	0.00%	0	0.00%	0	0.00%	0	0.00%	0	0.00%	0	0.00%
412	Gas leak (natural gas or LPG)	2	0.61%	0	0	0.00%	0	0.00%	0	0.00%	0	0.00%	0	0.00%	0	0.00%	0	0.00%
424	Carbon monoxide incident	1	0.31%	0	0	0.00%	0	0.00%	0	0.00%	0	0.00%	0	0.00%	0	0.00%	0	0.00%
442	Overheated motor	2	0.61%	0	0	0.00%	0	0.00%	0	0.00%	0	0.00%	0	0.00%	0	0.00%	0	0.00%
444	Power line down	2	0.61%	0	0	0.00%	0	0.00%	0	0.00%	0	0.00%	0	0.00%	0	0.00%	0	0.00%
445	Arcing, shorted electrical equipment	2	0.61%	0	0	0.00%	0	0.00%	0	0.00%	0	0.00%	0	0.00%	0	0.00%	0	0.00%
553	Public service	1	0.31%	0	0	0.00%	0	0.00%	0	0.00%	0	0.00%	0	0.00%	0	0.00%	0	0.00%
561	Unauthorized burning	1	0.31%	0	0	0.00%	0	0.00%	0	0.00%	0	0.00%	0	0.00%	0	0.00%	0	0.00%

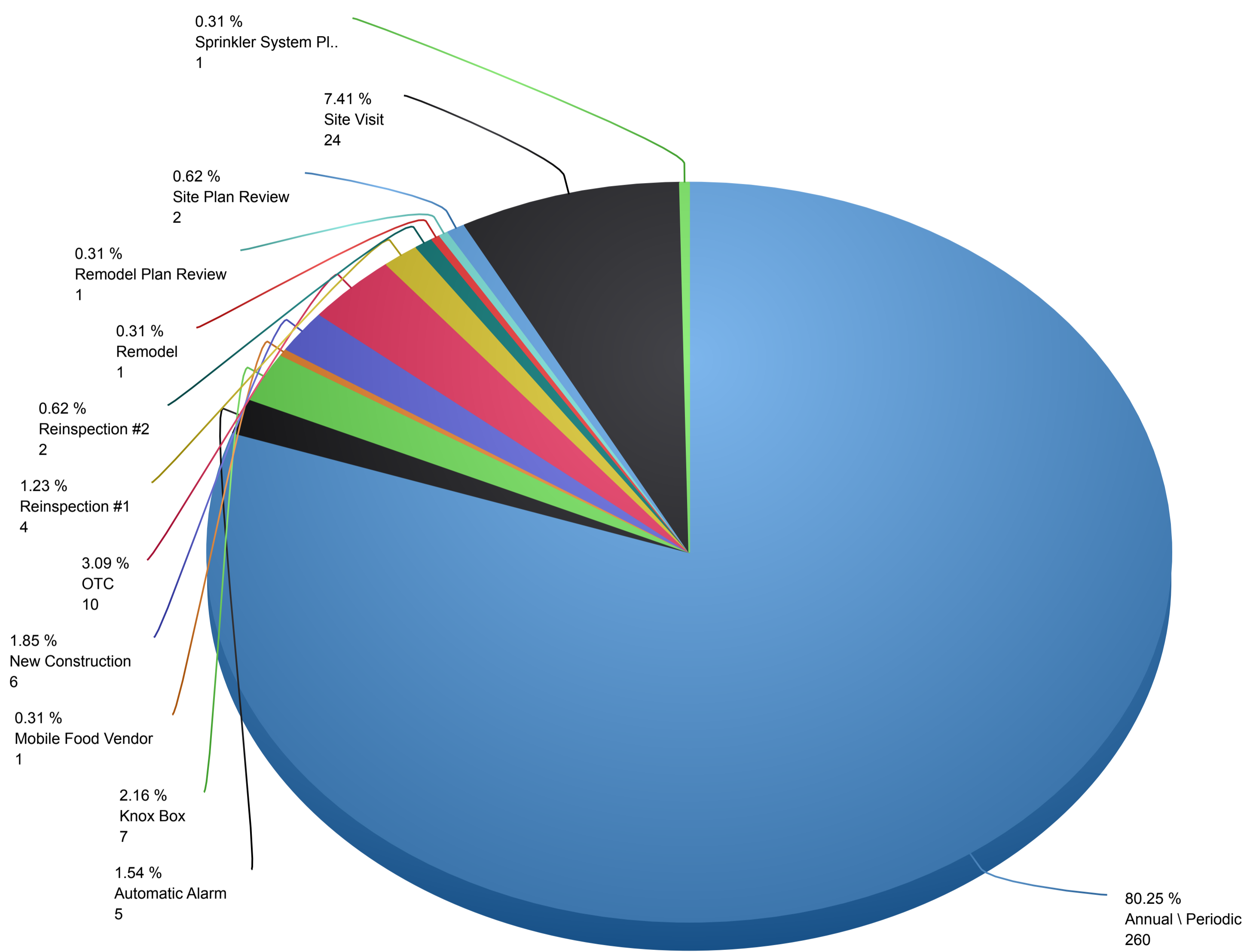
CODE	DESCRIPTOR	FREQ	FREQ %	EXPs	CIV DTHS	CIV DTHS %	CIV INJS	CIV INJS %	FF DTHS	FF DTHS %	FF INJS	FF INJS %	PROP LOSS	PROP LOSS %	CONT LOSS	CONT LOSS %	TOTAL LOSS	TOTAL LOSS %
600	Good intent call, other	1	0.31%	0	0	0.00%	0	0.00%	0	0.00%	0	0.00%	0	0.00%	0	0.00%	0	0.00%
611	Dispatched & canceled en route	32	9.79%	0	0	0.00%	0	0.00%	0	0.00%	0	0.00%	0	0.00%	0	0.00%	0	0.00%
622	No incident found on arrival at dispatch address	9	2.75%	0	0	0.00%	0	0.00%	0	0.00%	0	0.00%	0	0.00%	0	0.00%	0	0.00%
651	Smoke scare, odor of smoke	1	0.31%	0	0	0.00%	0	0.00%	0	0.00%	0	0.00%	0	0.00%	0	0.00%	0	0.00%
671	HazMat release investigation w/no HazMat	2	0.61%	0	0	0.00%	0	0.00%	0	0.00%	0	0.00%	0	0.00%	0	0.00%	0	0.00%
710	Malicious, mischievous false call, other	1	0.31%	0	0	0.00%	0	0.00%	0	0.00%	0	0.00%	0	0.00%	0	0.00%	0	0.00%
714	Central station, malicious false alarm	2	0.61%	0	0	0.00%	0	0.00%	0	0.00%	0	0.00%	0	0.00%	0	0.00%	0	0.00%
715	Local alarm system, malicious false alarm	1	0.31%	0	0	0.00%	0	0.00%	0	0.00%	0	0.00%	0	0.00%	0	0.00%	0	0.00%
733	Smoke detector activation due to malfunction	2	0.61%	0	0	0.00%	0	0.00%	0	0.00%	0	0.00%	0	0.00%	0	0.00%	0	0.00%
735	Alarm system sounded due to malfunction	7	2.14%	0	0	0.00%	0	0.00%	0	0.00%	0	0.00%	0	0.00%	0	0.00%	0	0.00%
743	Smoke detector activation, no fire - unintentional	7	2.14%	0	0	0.00%	0	0.00%	0	0.00%	0	0.00%	0	0.00%	0	0.00%	0	0.00%
744	Detector activation, no fire - unintentional	1	0.31%	0	0	0.00%	0	0.00%	0	0.00%	0	0.00%	0	0.00%	0	0.00%	0	0.00%

CODE	DESCRIPTOR	FREQ	FREQ %	EXPs	CIV DTHS	CIV DTHS %	CIV INJS	CIV INJS %	FF DTHS	FF DTHS %	FF INJS	FF INJS %	PROP LOSS	PROP LOSS %	CONT LOSS	CONT LOSS %	TOTAL LOSS	TOTAL LOSS %
745	Alarm system activation, no fire - unintentional	10	3.06%	0	0	0.00%	0	0.00%	0	0.00%	0	0.00%	0	0.00%	0	0.00%	0	0.00%
746	Carbon monoxide detector activation, no CO	1	0.31%	0	0	0.00%	0	0.00%	0	0.00%	0	0.00%	0	0.00%	0	0.00%	0	0.00%
Totals		327	100%	1	0	100%	0	100%	0	100%	0	100%	55,260	100%	2,000	100%	57,260	100%
Mutual Aid Given Incidents		30																

Inspection Visit History by Inspection Type

03/01/2025-03/31/2025

- Annual \ Periodic
- Automatic Alarm
- Knox Box
- Mobile Food Vendor
- New Construction
- OTC
- Reinspection #1
- Reinspection #2
- Remodel
- Remodel Plan Review
- Site Plan Review
- Site Visit
- Sprinkler System Plan Review



Total of Inspection Type: 324

Training Division Monthly Report

March 2025

Overview

A total of 28 EMTs and two paramedics recertified with the Georgia Department of Health Office of EMS and Trauma and the National Registry of Emergency Medical Technicians. In-service training for new radio equipment was conducted and will continue next month. Company-level drills consisted of area familiarization, driver operator training, firefighter rescue, firefighter self-rescue, communications training, and drills chosen by company officers. Training hours during the month of March totaled 2,318.

Outside Schools

Deputy Chief Dempsey attended Special Operations Program Management & Leadership at the National Fire Academy in Emmitsburg, Maryland.

Two cause and origin investigators attended the Georgia Fire Investigators Spring Conference in Cobb County, Georgia.

YEAR-TO-DATE BUDGET REPORT
3/31/2025

FOR 2025 03

ACCOUNTS FOR: 0010	GENERAL FUND - OPERATING	ORIGINAL APPROP	TRANFRS/ ADJSTMTS	REVISED BUDGET	YTD EXPENDED	ENCUMBRANCES	AVAILABLE BUDGET	PCT USED
350000	511100	6,800,000	0	6,800,000	1,419,823.54	.00	5,380,176.46	20.9%
350000	511300	524,000	0	524,000	103,622.46	.00	420,377.54	19.8%
350000	512100	1,130,000	0	1,130,000	277,359.72	.00	852,640.28	24.5%
350000	512110	14,500	0	14,500	6,374.00	.00	8,126.00	44.0%
350000	512200	566,000	0	566,000	125,439.26	.00	440,560.74	22.2%
350000	512401	520,000	0	520,000	115,410.79	.00	404,589.21	22.2%
350000	512402	858,000	0	858,000	189,889.41	.00	668,110.59	22.1%
350000	512403	29,000	0	29,000	7,125.00	.00	21,875.00	24.6%
350000	512700	114,800	0	114,800	29,300.00	.00	85,500.00	25.5%
350000	512850	199,000	0	199,000	46,736.27	.00	152,263.73	23.5%
350000	512900	44,200	0	44,200	9,820.84	.00	34,379.16	22.2%
350000	512915	50,500	0	50,500	265.50	.00	50,234.50	.5%
350000	512950	19,000	0	19,000	16,280.00	.00	2,720.00	85.7%
350000	513100	-214,000	0	-214,000	.00	.00	-214,000.00	.0%
350000	522140	5,500	0	5,500	1,456.00	.00	4,044.00	26.5%
350000	522210	68,000	0	68,000	13,765.73	.00	54,234.27	20.2%
350000	522220	32,000	0	32,000	4,789.11	1,190.00	26,020.89	18.7%
350000	522220	125,000	0	125,000	21,465.10	.00	103,534.90	17.2%
350000	522320	4,000	0	4,000	619.02	.00	3,380.98	15.5%
350000	523100	108,500	0	108,500	67,995.73	.00	40,504.27	62.7%
350000	523200	37,000	0	37,000	6,966.29	.00	30,033.71	18.8%
350000	523500	20,000	0	20,000	1,758.95	.00	18,241.05	8.8%
350000	523600	6,000	0	6,000	350.00	.00	5,650.00	5.8%
350000	523630	12,000	0	12,000	10,492.20	.00	1,507.80	87.4%
350000	523640	1,000	0	1,000	.00	.00	1,000.00	.0%
350000	523700	28,000	0	28,000	12,066.82	.00	15,933.18	43.1%
350000	523920	22,000	0	22,000	20,070.01	.00	1,929.99	91.2%
350000	531100	25,000	0	25,000	2,641.46	.00	22,358.54	10.6%
350000	531110	4,000	0	4,000	1,488.24	.00	2,511.76	37.2%
350000	531120	150,000	0	150,000	5,219.18	.00	144,780.82	3.5%
350000	531150	3,000	0	3,000	.00	.00	3,000.00	.0%
350000	531200	145,000	0	145,000	38,941.15	.00	106,058.85	26.9%
350000	531240	0	4,000	4,000	2,144.55	.00	1,855.45	53.6%
350000	531250	6,000	0	6,000	1,079.10	.00	4,920.90	18.0%
350000	531270	17,000	-1,500	15,500	1,952.59	.00	13,547.41	12.6%
350000	531275	63,000	-2,500	60,500	7,244.03	.00	53,255.97	12.0%
350000	531300	2,000	0	2,000	168.58	.00	1,831.42	8.4%
350000	531600	30,000	0	30,000	.00	.00	30,000.00	.0%
350000	531700	15,000	0	15,000	555.32	.00	14,444.68	3.7%
350000	531700	12,000	0	12,000	574.50	.00	11,425.50	4.8%
350000	531700	5,000	0	5,000	.00	.00	5,000.00	.0%
350000	542500	4,000	0	4,000	.00	.00	4,000.00	.0%
TOTAL GENERAL FUND - OPERATING		11,605,000	0	11,605,000	2,571,250.45	1,190.00	9,032,559.55	22.2%
TOTAL EXPENSES		11,605,000	0	11,605,000	2,571,250.45	1,190.00	9,032,559.55	