

**PUBLIC SAFETY COMMISSION MEETING
TUESDAY, AUGUST 27, 2024
8:30 AM
DALTON CITY HALL - COUNCIL CHAMBERS**

A G E N D A

Call to Order

Agenda Approval

Personnel Matters

1. Fire Department - Promotion to the rank of Lieutenant (no paperwork)
 1. Danny Arthur
 2. Brandon Elliott
 3. Dale Reed
 4. Adam Stanley

Public Commentary

Approval of Minutes

2. July 23, 2024

Police Department

3. Statistical & Financial Reports July 2024

Fire Department

4. Statistical & Financial Reports for July 2024

Adjournment

CITY OF DALTON
PUBLIC SAFETY COMMISSION
MINUTES
JULY 23, 2024

The regular meeting for the Public Safety Commission was held today in the Council Chambers of City Hall. Present were Chairman Truman Whitfield, Commissioners Lane Jackson, Terry Mathis, Fire Chief Matt Daniel, Mayor Annalee Sams, Assistant Police Chief Chris Crossen, City Attorney Jonathan Bledsoe, and Assistant City Administrator Todd Pangle. Commissioner Alex Brown, Police Chief Cliff Cason, and City Administrator Andrew Parker were absent.

AGENDA APPROVAL

On the motion of Commissioner Mathis, second Mayor Sams the Commission approved the agenda as presented.

PERSONNEL MATTERS

Fire Department – Promotions

On the motion of Commissioner Mathis, second Commissioner Jackson the Commission approved the following promotions as presented by Fire Chief Matt Daniel.

- Lt. Jason Harris promotion to Captain
- Lt. Bobby Maton promotion to Captain
- Lt. Gary Stanley promotion to Captain
- Lt. Josh Townsend promotion to Captain

The vote was unanimous in favor.

PUBLIC COMMENTARY

There were no public comments.

MINUTES

The Commissioners were presented written copies of the regular meeting minutes for June 25, 2024. On the motion of Mayor Sams, second Commissioner Lane, the minutes were approved as presented. The vote was unanimous in favor.

POLICE DEPARTMENT

Crime and Crash Statistics for June 2024

Assistant Police Chief Chris Crossen gave a written and oral summary of the Crime and Crash Statistical Reports for the month of June 2024. As noted in the written summary, Assistant Chief Crossen reported the Year to Date Part I crimes are approximately 16.78% lower, Part II crimes are approximately 19.1% lower, violent crimes are approximately 32.7% lower, and Property Crimes are approximately 15.1% lower when compared to the past 5-year average. Assistant Chief Crossen further reported there were 102 non-private property crashes reported for the month and crashes decreased over the previous month.

On the motion of Mayor Sams, second Commissioner Jackson, the report was approved. The complete report in its entirety is a part of these minutes. The vote was unanimous in favor.

Financial Statistics for June 2024

Assistant Police Chief Chris Crossen presented the Financial Report for all divisions within the Dalton Police Department for the month of June 2024. Assistant Chief Crossen reported the department has expended 46.4% of the budget, and is on track for the remainder of FY 2024.

On the motion of Mayor Sams, second Commissioner Jackson, the financial report was approved. The complete report in its entirety is a part of these minutes. The vote was unanimous in favor.

FIRE DEPARTMENT

Monthly Statistical Report – June 2024

Fire Chief Matt Daniel presented the June 2024 Statistical Report to the Commission. Chief Daniel outlined details of the complete report, which included the Incident Report with 356 Total Responses, Incidents by Staff hours, Incidents by Months and Stations, Average Response Time, Average Turnout Time, Average Travel Time, Injury and Property Loss, Training Division Monthly Report, and the Inspection Summary.

On the motion of Commissioner Mathis, second Commissioner Jackson, the Commissioners approved the Statistical Report for the Fire Department. A copy of the report is a part of these minutes. The vote was unanimous in favor.

Monthly Financial Report – June 2024

Fire Chief Matt Daniel presented the Financial Report for the month of June 2024 to the Commission. Chief Daniel stated the department has expended 46.3% of the budget, and is on track for the remainder of FY 2024.

On the motion of Mayor Sams, second Commissioner Jackson, the Commissioners approved the Financial Report for the Fire Department. A copy of the report is a part of these minutes. The vote was unanimous in favor.

Notes

Mayor Annalee Sams was appointed as a voting member to the Public Safety Commission at the July 15, 2024 Mayor & Council meeting.

ADJOURNMENT

There being no further business to come before the Commissioners, on the motion of Commissioner Mathis, second Mayor Sams, the meeting was adjourned at 9:17 a.m.

Truman Whitfield, Chairman

ATTEST:

Alex Brown, Secretary



Dalton Police Department Public Safety Commission Meeting

August 27, 2024

TABLE OF CONTENTS

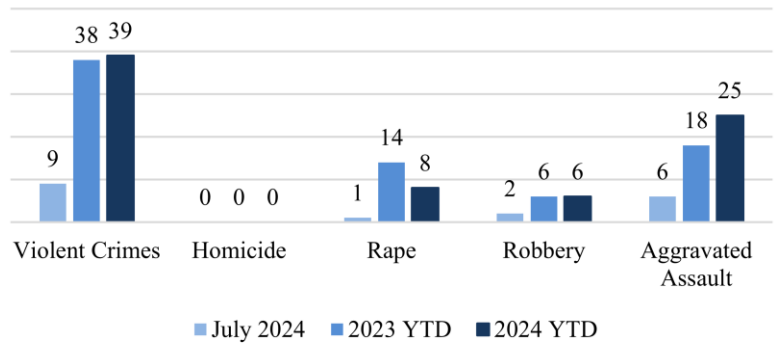
CRIME STATISTICS

CRASH STATISTICS

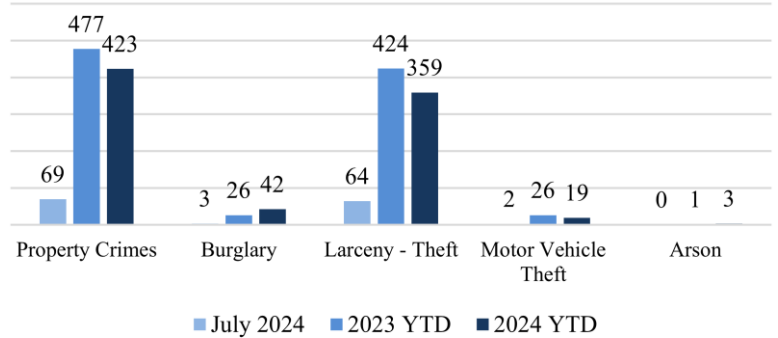
FINANCIAL STATISTICS

JULY 2024

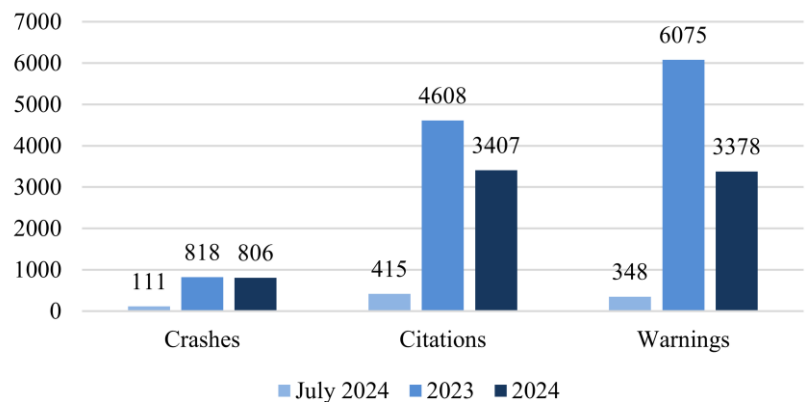
Violent Crimes



Property Crimes



Traffic





PART 1 CRIMES

July 2024

<u>Violent Crimes</u>		<u>Current</u>	<u>2023 YTD</u>	<u>2024 YTD</u>	<u>YTD Change</u>
		9	38	39	2.63%
Homicide		0	0	0	0.00%
Rape		1	14	8	-42.86%
Robbery		2	6	6	0.00%
Aggravated Assault		6	18	25	38.89%
Property Crimes					
<u>Property Crimes</u>		<u>Current</u>	<u>2023 YTD</u>	<u>2024 YTD</u>	<u>YTD Change</u>
		69	477	423	-11.32%
Burglary		3	26	42	61.54%
Larceny-Theft		64	424	359	-15.33%
Motor Vehicle Theft		2	26	19	-26.92%
Arson		0	1	3	200.00%

There were 78 Part 1 crimes in July 2024. That is an increase of approximately 27.9% compared to 61 in July 2023. Total Part 1 crimes YTD have decreased by approximately 10.3% when compared to 2023.

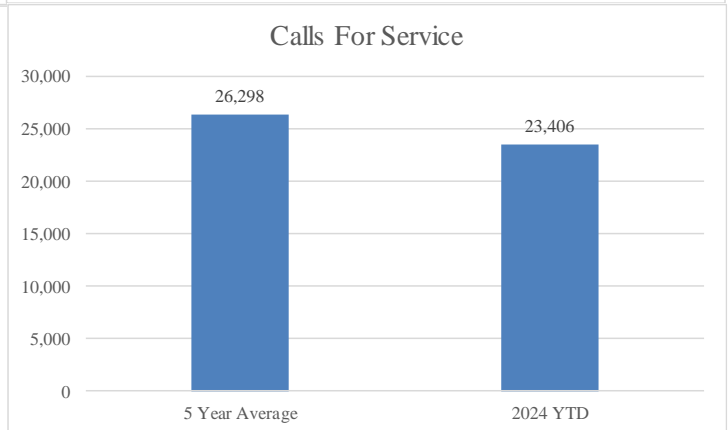
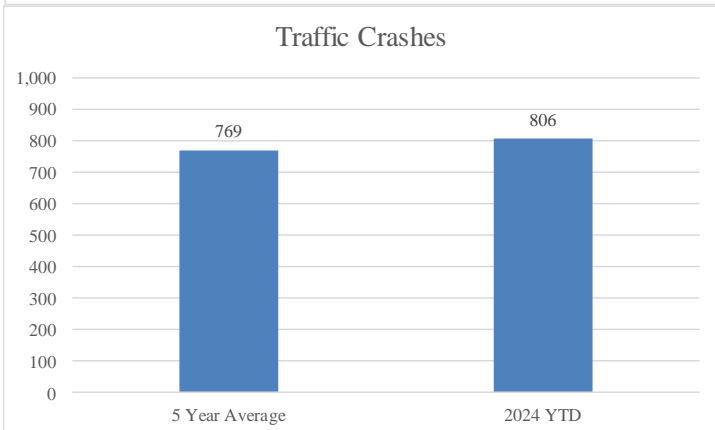
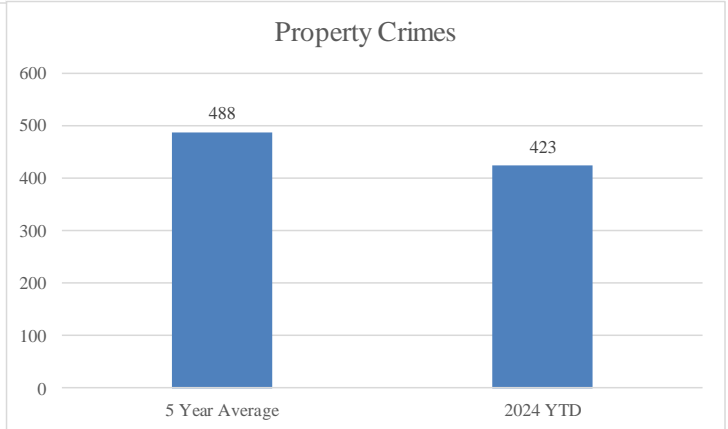
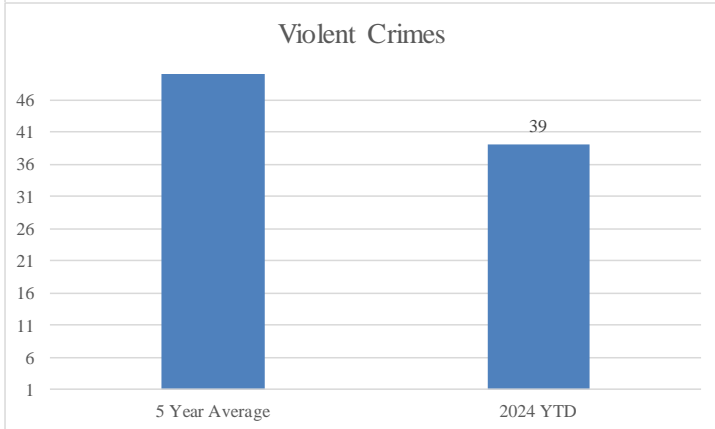
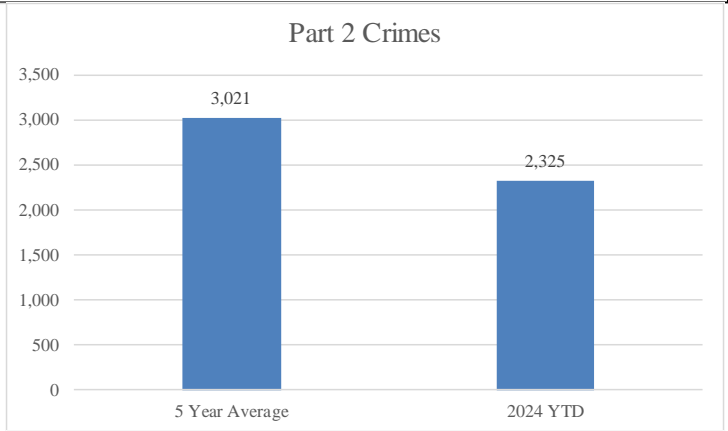
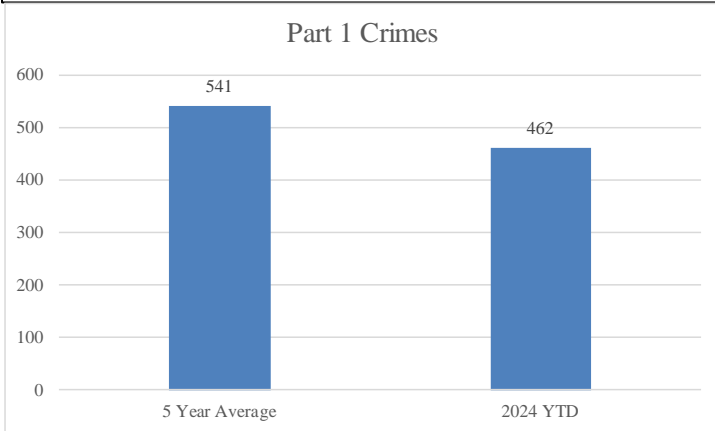
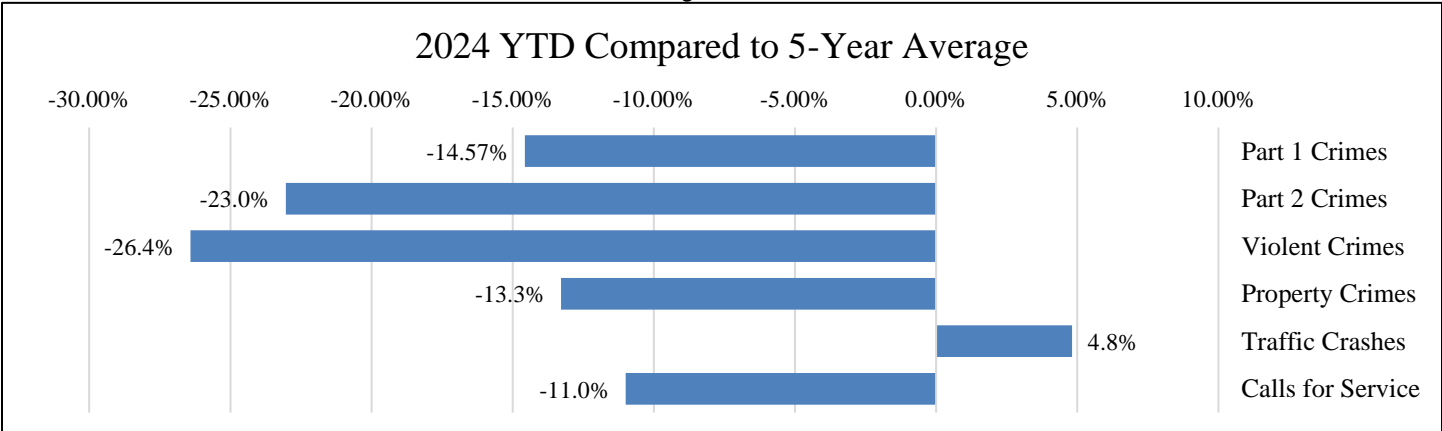
Violent crimes have increased by approximately 2.63% when compared to 2023. There have been 39 violent crimes YTD compared to 38 in 2023.

Property crimes have decreased by 11.32% when compared to 2023. Burglaries have increased significantly YTD compared to 2023 numbers.



FIVE-YEAR AVERAGE

July 2024





CRASH STATISTICS

July 2024

Traffic crashes increased by approximately 8.8% when compared to June 2024. Year to date crashes have decreased by approximately 1.5%. Angle and rear end collisions were the most frequent crash types. Failure to yield was the most frequent contributing factor. Chattanooga Rd had the highest number of crashes and injuries.

Total Crashes	Current	Previous	Change	YTD 2024	YTD 2023	Change
	111	102	8.8%	806	818	-1.5%

Injury Crashes	Total	Complaint	Minor	Serious	Fatality	Multiple
	22	14	7	1	0	9
Total Injuries	33					

DUI Crashes	Speed Crashes	Distracted Crashes	Following Too Closely Crashes
2	6	12	23

Day of the Week	Total	Time of Day	Total
Monday	25	0000 - 0559	1
Tuesday	22	0600 - 0859	7
Wednesday	12	0900 - 1059	6
Thursday	18	1100 - 1359	27
Friday	10	1400 - 1559	23
Saturday	12	1600 - 1859	28
Sunday	12	1900 - 2159	17
		2200 - 2359	2

Collision Type	Total	Contributing Factors	Total
Angle	41	Failure to Yield	26
Rear End	40	Following too Closely	23
Sideswipe-Same Direction	16	Improper Lane Change	17
Collision with an Object	10	Distracted	12
Sideswipe-Opposite Direction	4		

Top Streets	Total Crashes	% Total	Injuries	% Injuries
Chattanooga Rd	16	14.4%	3	9.1%
Walnut Ave	15	13.5%	2	6.1%
Glenwood Ave	12	10.8%	2	6.1%

	Traffic Stops	Warnings	Citations
July 2024	657	348	415
2024 YTD	6448	3378	3407
2023 YTD	8822	6075	4608



FINANCIAL STATISTICS

July 2024

SUMMARY OF THE FINANCIAL STATUS THROUGH JULY 2024

The police department budget for FY 2024 is now in its implementation, and we have expended approximately 54.1% of our 2024 budget through June. Currently, we believe there will be sufficient funds to accomplish our 2024 goals and meet the needs of the department.



Dalton Fire Department

404 School Street, Dalton, GA 30720

Phone: 706-278-7363

Breakdown by Incident Type

Report Period: 07/01/24 - 07/31/24 23:59:59

Incident Type	Incidents	Exposures
311 Medical assist, assist EMS crew	175	0
611 Dispatched & canceled en route	39	0
622 No incident found on arrival at dispatch address	24	0
322 Motor vehicle accident with injuries	24	0
745 Alarm system activation, no fire - unintentional	19	0
735 Alarm system sounded due to malfunction	16	0
743 Smoke detector activation, no fire - unintentional	13	0
444 Power line down	9	0
324 Motor vehicle accident with no injuries.	9	0
733 Smoke detector activation due to malfunction	6	0
131 Passenger vehicle fire	4	0
445 Arcing, shorted electrical equipment	4	0
651 Smoke scare, odor of smoke	3	0
151 Outside rubbish, trash or waste fire	3	0
412 Gas leak (natural gas or LPG)	3	0
413 Oil or other combustible liquid spill	3	0
155 Outside stationary compactor/compacted trash fire	2	0
142 Brush or brush-and-grass mixture fire	2	0
143 Grass fire	2	0
111 Building fire	2	2
500 Service Call, other	2	0
671 HazMat release investigation w/no HazMat	2	0
551 Assist police or other governmental agency	2	0
744 Detector activation, no fire - unintentional	1	0

08/20/24 11:31:05

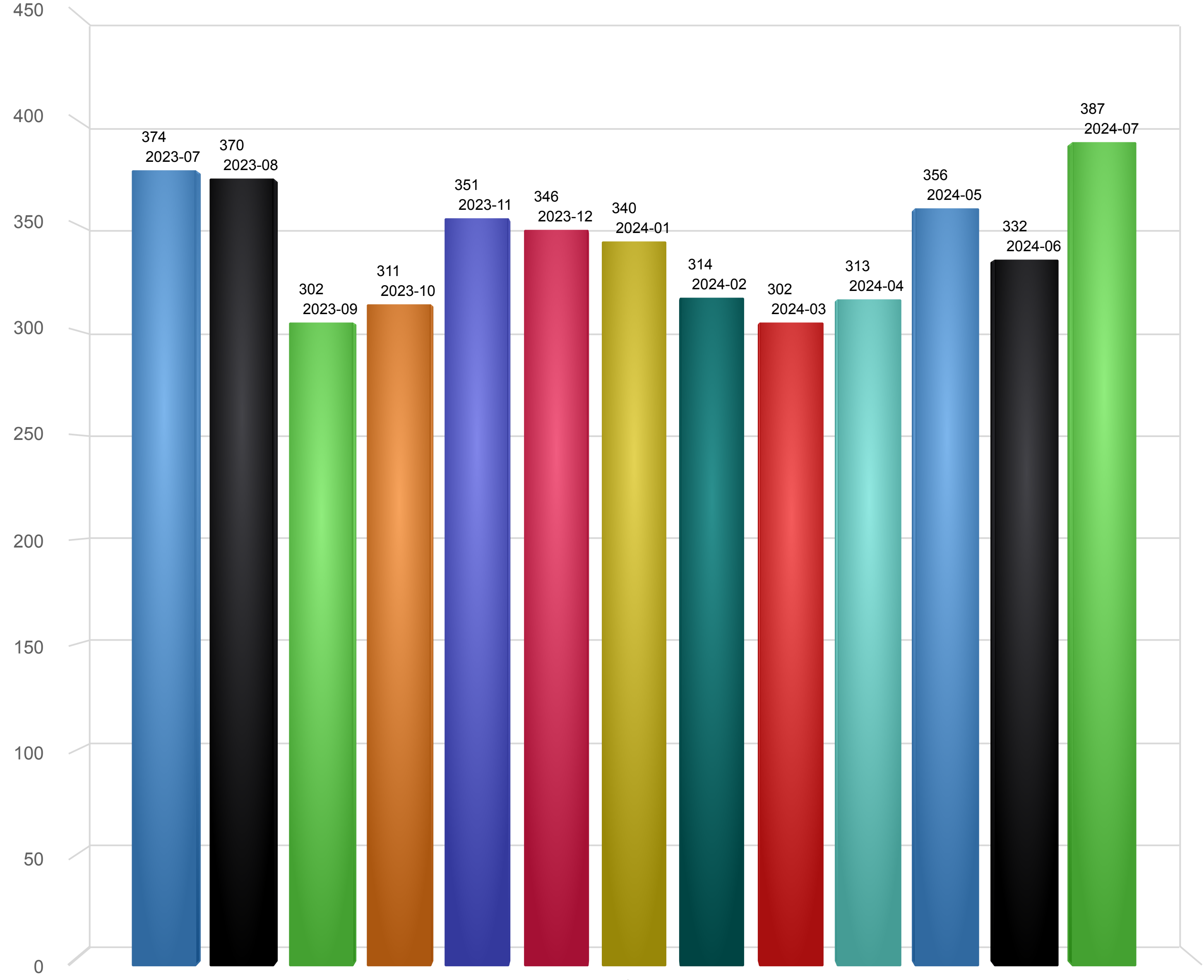
Incident Type	Incidents	Exposures
700 False alarm or false call, other	1	0
710 Malicious, mischievous false call, other	1	0
711 Municipal alarm system, malicious false alarm	1	0
736 CO detector activation due to malfunction	1	0
740 Unintentional transmission of alarm, other	1	0
741 Sprinkler activation, no fire - unintentional	1	0
522 Water or steam leak	1	0
481 Attempt to burn	1	0
652 Steam, vapor, fog or dust thought to be smoke	1	0
113 Cooking fire, confined to container	1	0
160 Special outside fire, other	1	0
163 Outside gas or vapor combustion explosion	1	0
251 Excessive heat, scorch burns with no ignition	1	0
442 Overheated motor	1	0
323 Motor vehicle/pedestrian accident (MV Ped)	1	0
340 Search for lost person, other	1	0
342 Search for person in water	1	0
353 Removal of victim(s) from stalled elevator	1	0

	Incidents	Exposures
Total	387	2

Incidents by Months

07/01/2023-07/31/2024

- 2023-07
- 2023-08
- 2023-09
- 2023-10
- 2023-11
- 2023-12
- 2024-01
- 2024-02
- 2024-03
- 2024-04
- 2024-05
- 2024-06
- 2024-07



Incident Count

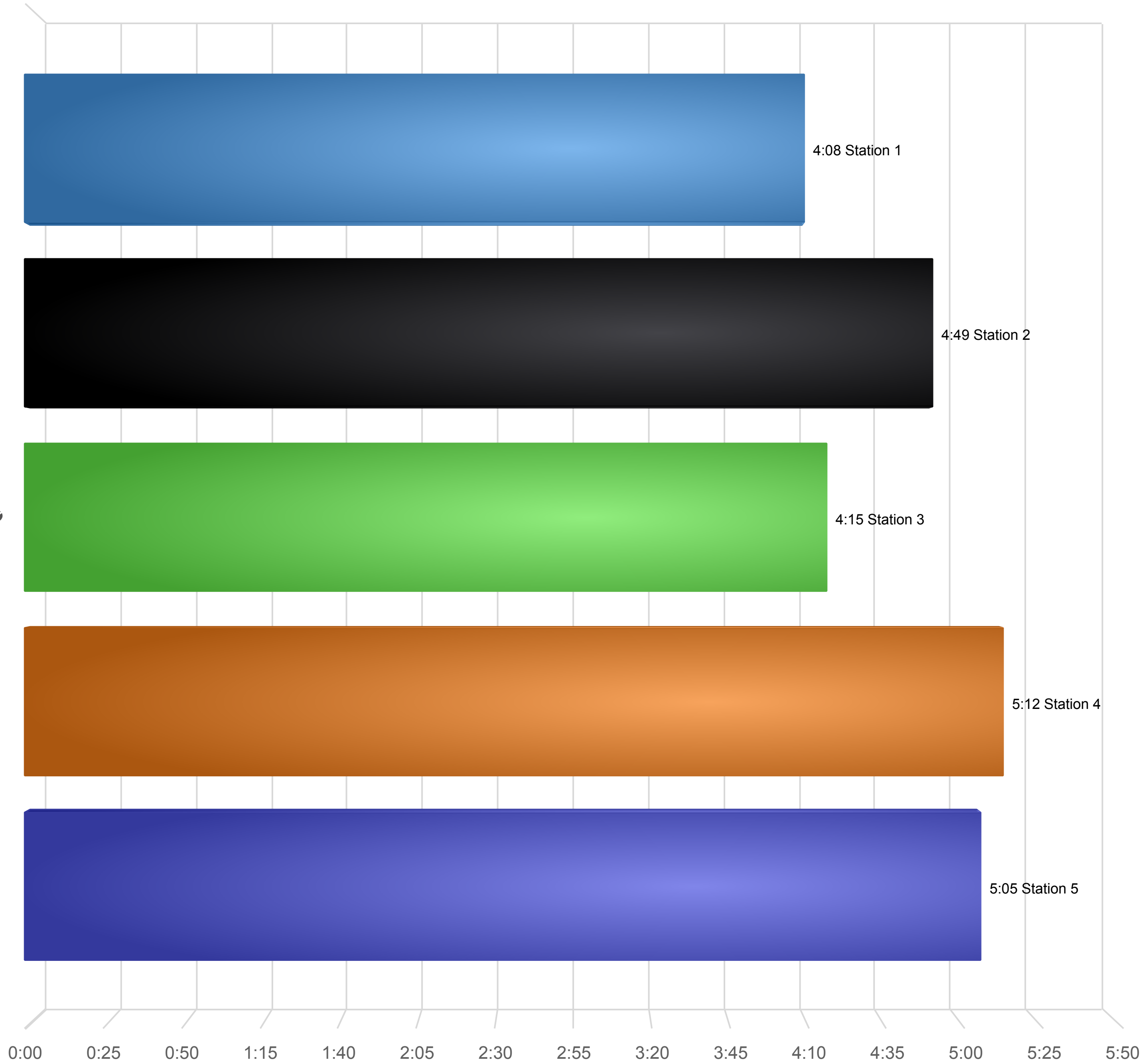
Total of Month: 4,398

Average Response Time by Station

07/01/2024-07/31/2024

- Station 1
- Station 2
- Station 3
- Station 4
- Station 5

Response Time



Total of Station: 4:31



Dalton Fire Department

404 School Street, Dalton, GA 30720

Phone: 706-278-7363

Injuries and Property Loss

(Dates: 07/01/24 - 07/31/24 23:59:59)

CODE	DESCRIPTOR	FREQ	FREQ %	EXPs	CIV DTHS	CIV DTHS	CIV INJ	CIV INJS	FF DTHS	FF DTHS	FF INJ	FF INJS	PROP LOSS	PROP LOSS	CONT LOSS	CONT LOSS	TOTAL LOSS	TOTAL LOSS %
111	Building fire	4	1.08%	2	0	0.00%	0	0.00%	0	0.00%	0	0.00%	65,500	85.16%	101,000	99.75%	166,500	93.45%
113	Cooking fire, confined to container	1	0.27%	0	0	0.00%	2	100.00%	0	0.00%	0	0.00%	0	0.00%	250	0.25%	250	0.14%
131	Passenger vehicle fire	3	0.81%	0	0	0.00%	0	0.00%	0	0.00%	0	0.00%	11,312	14.71%	0	0.00%	11,312	6.35%
151	Outside rubbish, trash or waste fire	3	0.81%	0	0	0.00%	0	0.00%	0	0.00%	0	0.00%	100	0.13%	0	0.00%	100	0.06%
Totals		369	100%	2	0	100%	2	100%	0	100%	0	100%	76,912	100%	101,250	100%	178,162	100%
Mutual Aid Given Incidents		20																

Training Division Monthly Report

July 2024

Overview

Monthly training included territory familiarization, core competency check-offs, special operations training, and company level drills chosen by company officers. Members of C-shift completed hazardous materials refresher training focused on decontamination operations. Training hours during the month of July totaled 2,080.

Outside Schools

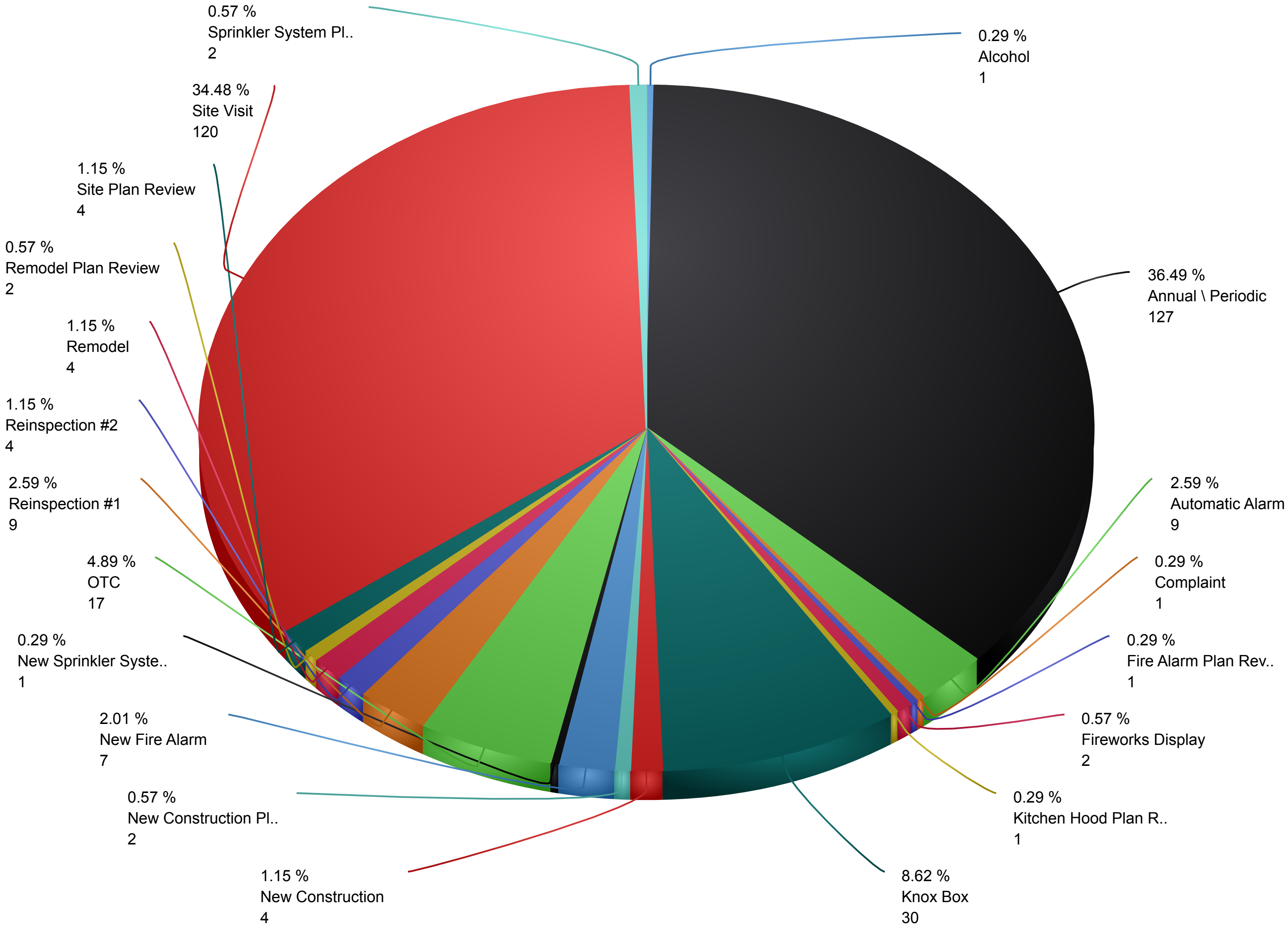
1 aspiring officer attended Fire Department Administrator and attained NPQ Fire Officer 3 certification. This course was hosted by Dawson County Fire & Emergency Services.

1 Inspector from the Prevention Division attended Fire Service Plans Examiner 1 at GPSTC.

Inspection Visit History by Inspection Type

07/01/2024-07/31/2024

- Alcohol
- Annual \ Periodic
- Automatic Alarm
- Complaint
- Fire Alarm Plan Review
- Fireworks Display
- Kitchen Hood Plan Review
- Knox Box
- New Construction
- New Construction Plan Review
- New Fire Alarm
- New Sprinkler System
- OTC
- Reinspection #1
- Reinspection #2
- Remodel
- Remodel Plan Review
- Site Plan Review
- Site Visit
- Sprinkler System Plan Review

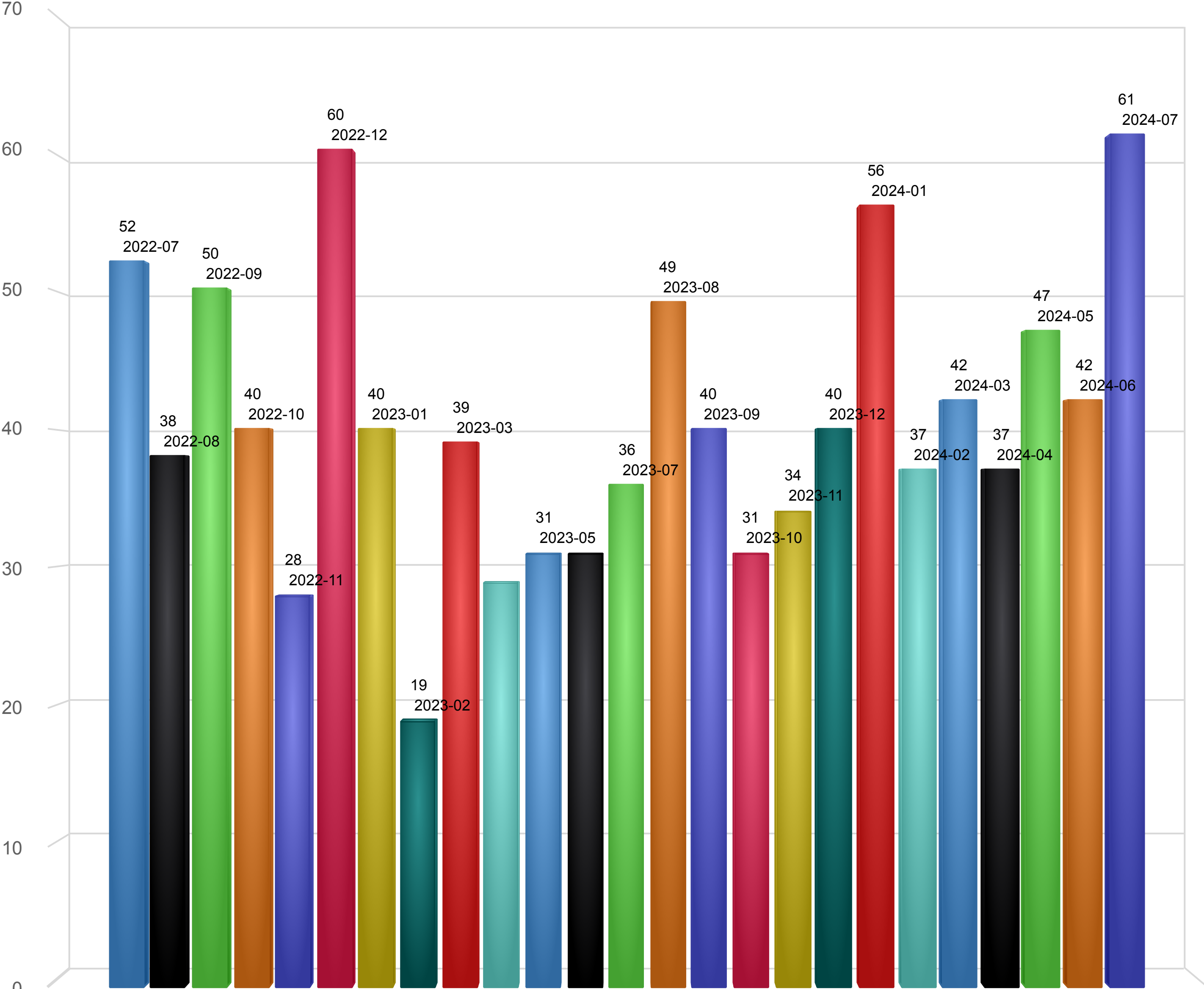


Total of Inspection Type: 348

Incidents by Months

07/01/2022-07/31/2024

- 2022-07
- 2022-08
- 2022-09
- 2022-10
- 2022-11
- 2022-12
- 2023-01
- 2023-02
- 2023-03
- 2023-04
- 2023-05
- 2023-06
- 2023-07
- 2023-08
- 2023-09
- 2023-10
- 2023-11
- 2023-12
- 2024-01
- 2024-02
- 2024-03
- 2024-04
- 2024-05
- 2024-06
- 2024-07



Incident Count

Total of Month: 1,009



Dalton Fire Department

404 School Street, Dalton, GA 30720

Phone: 706-278-7363

Fire Alarm Analysis

Report Period: 07/01/24 - 07/31/24 23:59:59

Incident Type	Hours	HrCost	Incidents	AppCost	Total Cost
745 Alarm system activation, no fire - unintentional	49.43	\$1,261.95	19	\$11,400.00	12,661.95
735 Alarm system sounded due to malfunction	42.23	\$1,078.13	16	\$9,600.00	10,678.13
743 Smoke detector activation, no fire - unintentional	23.23	\$593.06	13	\$7,800.00	8,393.06
733 Smoke detector activation due to malfunction	19.49	\$497.58	6	\$3,600.00	4,097.58
744 Detector activation, no fire - unintentional	3.00	\$76.59	1	\$600.00	676.59
740 Unintentional transmission of alarm, other	2.85	\$72.76	1	\$600.00	672.76
711 Municipal alarm system, malicious false alarm	2.33	\$59.48	1	\$600.00	659.48
741 Sprinkler activation, no fire - unintentional	0.52	\$13.28	1	\$600.00	613.28
700 False alarm or false call, other	0.45	\$11.49	1	\$600.00	611.49
710 Malicious, mischievous false call, other	0.40	\$10.21	1	\$600.00	610.21

Total 143.93 \$3,674.53 \$36,000.00 39,674.53

Sec. 46-30. False alarms.

(b) *Fire.*

- (1) It shall be unlawful for a person or entity having or maintaining an automatic response alarm system to allow more than three false alarms or nuisance alarms for fire in any calendar year. For the first three responses to premises at which no other false alarm or nuisance alarm has occurred within a calendar year, no citation shall be issued, but the person having or maintaining the automatic response alarm system shall promptly make a written report to the fire chief or the chief's designee on forms prescribed by the fire department setting forth the cause of the false alarm or the nuisance alarm, the corrective action taken, whether the alarm has been inspected by an authorized service technician and such other information as the fire chief or the chief's designee may require to determine the cause of the false alarm and corrective action necessary. The fire chief or the chief's designee shall give notice to the person or business having or maintaining the alarm system of the conditions and requirements of this article, including the range of potential fines.
- (2) After the third response to a false alarm or a nuisance alarm at a premises within a calendar year, for any additional response to a false alarm or a nuisance alarm at such premises in the same calendar year, the fire chief or his designee shall cite to the municipal court the person or entity having or maintaining the alarm system on the premises. A person or entity found to have violated this section shall be subject to a civil fine of \$150.00 for the first violation in a calendar year, a civil fine of \$300.00 for the second violation in a calendar year, a civil fine of \$500.00 for the third violation in a calendar year, and a civil fine of \$750.00 for each additional violation in a calendar year.
- (3) After the third response to a false alarm or nuisance alarm at the premises within a calendar year, the person or entity having or maintaining the automatic response alarm system at such premises shall subject to a fee of \$250.00 if the fire department is required to remain on the scene for purposes of investigation, or corrective action for more than 45 minutes from the time of arrival to termination of the incident. The fee shall be billed by the fire department, and the failure to timely pay the same shall a violation of this article and shall subject the responsible party to citation to the municipal court.
- (4) Regardless of the number of false alarms in a calendar year, if a false alarm is a result of failure to take necessary corrective action prescribed by the fire department, the fire chief or the chief's designee may order the disconnection of the alarm system. It shall be unlawful to reconnect the alarm system until such corrective action has been taken and the fire chief or the chief's designee has been notified in writing of the corrective actions taken, provided that no disconnection shall be ordered as to any premises required by law to have an alarm system in operation. The city shall be exempt from such fees and fines on alarm systems installed in city-owned facilities within the boundaries of the city.

(Ord. of 10-16-1995(2), § 12-242; Ord. No. 08-12, § 3, 7-21-2008)

YEAR-TO-DATE BUDGET REPORT
07/31/2024

FOR 2024 07

ACCOUNTS FOR: 0010	GENERAL FUND - OPERATING	ORIGINAL APPROP	TRANFRS/ ADJSTMTS	REVISED BUDGET	YTD EXPENDED	ENCUMBRANCES	AVAILABLE BUDGET	PCT USED	
350000	511100	WAGES REG	6,607,000	0	6,607,000	3,581,755.37	.00	3,025,244.63	54.2%
350000	511300	WAGES - OT	561,000	0	561,000	297,923.42	.00	263,076.58	53.1%
350000	512100	GROUP INS	1,014,000	-51,650	962,350	524,237.32	.00	438,112.68	54.5%
350000	512200	FICA & MED	551,000	0	551,000	293,314.40	.00	257,685.60	53.2%
350000	512401	RETDCP	469,000	0	469,000	255,922.91	.00	213,077.09	54.6%
350000	512402	RET DBP	1,070,000	0	1,070,000	506,386.74	.00	563,613.26	47.3%
350000	512403	RET STATE	29,000	0	29,000	15,750.00	.00	13,250.00	54.3%
350000	512700	WORKERS CO	120,000	0	120,000	70,000.00	.00	50,000.00	58.3%
350000	512900	OTHER EMPL	45,000	0	45,000	21,502.74	.00	23,497.26	47.8%
350000	512915	CLEANING A	50,000	0	50,000	2,887.49	.00	47,112.51	5.8%
350000	512950	FD CANCER	19,000	0	19,000	16,835.00	.00	2,165.00	88.6%
350000	521200	HAZM PROFESSION	16,000	0	16,000	.00	.00	16,000.00	.0%
350000	522140	LAWN CARE	5,000	155	5,155	5,152.00	.00	3.00	99.9%
350000	522210	BUILD R&M	60,000	0	60,000	38,923.80	392.00	20,684.20	65.5%
350000	522220	EQ REPAIRS	24,000	0	24,000	10,858.16	.00	13,141.84	45.2%
350000	522220	APPA MTN APP	100,000	0	100,000	54,739.37	110.30	45,150.33	54.8%
350000	522320	RENT EQUIP	4,000	0	4,000	1,716.63	.00	2,283.37	42.9%
350000	523100	INSURANCE	37,000	59,500	96,500	96,496.00	.00	4.00	100.0%
350000	523200	COMMUNICAT	37,000	0	37,000	19,814.58	786.53	16,398.89	55.7%
350000	523500	TRAVEL	20,000	0	20,000	7,079.64	.00	12,920.36	35.4%
350000	523600	DUES	5,000	0	5,000	562.00	.00	4,438.00	11.2%
350000	523630	RADIO SUBC	12,000	0	12,000	10,492.20	.00	1,507.80	87.4%
350000	523640	VEHICLE IM	1,000	0	1,000	800.00	.00	200.00	80.0%
350000	523700	TRAINING	28,000	0	28,000	15,215.70	2,364.38	10,419.92	62.8%
350000	523900	OTHER PUR	0	400	400	378.65	.00	21.35	94.7%
350000	523920	SOFT LIC	19,000	275	19,275	18,596.75	.00	678.25	96.5%
350000	531100	SUP GENERA	25,000	-675	24,325	8,238.43	.00	16,086.57	33.9%
350000	531110	SUP OFFICE	4,000	0	4,000	2,201.00	.00	1,799.00	55.0%
350000	531120	UNIFORMS	150,000	0	150,000	71,758.84	4,020.38	74,220.78	50.5%
350000	531150	SUP GROUND	3,000	-155	2,845	349.06	.00	2,495.94	12.3%
350000	531200	UTILITIES	145,000	0	145,000	82,211.22	.00	62,788.78	56.7%
350000	531250	OIL	6,000	0	6,000	932.90	.00	5,067.10	15.5%
350000	531270	GASOLINE	17,000	0	17,000	6,201.08	.00	10,798.92	36.5%
350000	531275	DIESEL	63,000	0	63,000	26,674.28	.00	36,325.72	42.3%
350000	531300	MEALS FOOD	2,000	0	2,000	806.96	.00	1,193.04	40.3%
350000	531600	SMALL EQUI	30,000	0	30,000	9,046.06	.00	20,953.94	30.2%
350000	531700	OTHER SUPP	15,000	0	15,000	6,052.28	.00	8,947.72	40.3%
350000	531700	HAZM OTHER SUPP	12,000	0	12,000	9,559.15	.00	2,440.85	79.7%
350000	531700	SAFET OTHER SUPP	5,000	0	5,000	4,115.42	.00	884.58	82.3%
350000	542500	OTHER EQUI	4,000	0	4,000	.00	.00	4,000.00	.0%
TOTAL GENERAL FUND - OPERATING		11,384,000	7,850	11,391,850	6,095,487.55	7,673.59	5,288,688.86	53.6%	
TOTAL EXPENSES		11,384,000	7,850	11,391,850	6,095,487.55	7,673.59	5,288,688.86		