



**PUBLIC SAFETY COMMISSION MEETING
TUESDAY, JANUARY 21, 2025
8:30 AM
DALTON CITY HALL - COUNCIL CHAMBERS**

AGENDA

Call to Order

Agenda Approval

Personnel Matters

- [1.](#) Fire Department - Promotion to the rank of Lieutenant
 1. Donnie Blankenship

Public Commentary

Election of Officers

2. Election of Chairman
Election of Secretary

Approval of Minutes

- [3.](#) December 17, 2024

Alcohol Application Review

- [4.](#) (1) 2025 New Alcohol Beverage Applications for Review

Police Department

- [5.](#) Crime/Crash Statistics December 2024
- [6.](#) Financial Statistics December 2024

Fire Department

- [7.](#) Statistical Report for December 2024
8. Financial Report for December 2024

Adjournment



Certificate of Promotion

LIEUTENANT

January 21, 2025

Greetings,

I am making a recommendation for the recognition of Prevention Division Coordinator Donnie Blankenship to the rank of Lieutenant. The recognition of this rank is representative of the career path for his position. Donnie has met the required prerequisites set forth for this recognition.

Division Coordinator Blankenship has been employed with the City of Dalton Fire Department since November 2002. Donnie progressed through the suppression ranks making Firefighter 3 in February 2011 before being reassigned to the Fire Prevention Division as an Inspector in November 2015. Donnie was promoted to the position of Prevention Division Coordinator in January 2024. During his tenure in the Prevention Division, Coordinator Blankenship has completed numerous certifications through the State of Georgia, National Board on Fire Service Professional Qualifications, and International Code Council that prove invaluable in the performance of his assigned duties. Additionally, Inspector Blankenship has been a certified fire investigator since March 2016 and actively participates in fire investigations within the city.

I would appreciate your support in recognizing Prevention Division Coordinator Donnie Blankenship with the rank of Lieutenant.

Thank you all for your consideration.

A handwritten signature in black ink that reads "Matt Daniel". The signature is written in a cursive, flowing style.

Matt Daniel
Fire Chief

CITY OF DALTON
PUBLIC SAFETY COMMISSION
MINUTES
NOVEMBER 26, 2024

The regular meeting for the Public Safety Commission was held today at the Dalton Police Department’s conference room. Present were Chairman Truman Whitfield, Commissioners Terry Mathis, Alex Brown, Lane Jackson, Mayor Annalee Sams, Fire Chief Matt Daniel, Police Chief Cliff Cason, City Attorney Jonathan Bledsoe, and Assistant City Administrator Todd Pangle. City Administrator Andrew Parker was absent.

AGENDA APPROVAL

On the motion of Commissioner Brown, second Mayor Sams, the Commission approved the agenda as presented.

PERSONNEL MATTERS

Fire Department – New Recruits (no paperwork)

On the motion of Commissioner Brown, second Commissioner Jackson, the Commission approved Darrell Summey and Gavin Steel as new Dalton Fire Department Firefighters. The vote was unanimous in favor.

PUBLIC COMMENTARY

There were no public comments.

MEETING DATES

On the motion of Commissioner Brown, second Mayor Sams, the Commissioner approved the following 2025 PSC meeting dates. The vote was unanimous in favor.

3 rd Tuesday of the month
• January 21, 2025
• February 18, 2025
• March 18, 2025
• April 15, 2025
• May 20, 2025
• June 17, 2025
• July 15, 2025
• August 19, 2025
• September 16, 2025
• October 21, 2025
• November 18, 2025
• December 16, 2025

MINUTES

The Commissioners were presented written copies of the regular meeting minutes of December 17, 2024. On the motion of Commissioner Brown, second Commissioner Jackson, the minutes were approved as presented. The vote was unanimous in favor.

POLICE DEPARTMENT

Crime and Crash Statistics for November 2024

Police Chief Cliff Cason gave a written and oral summary of the Crime and Crash Statistical Reports for the month of November 2024. As noted in the written summary, Chief Cason reported the Year to Date Part I crimes are approximately 22.15% lower, Part II crimes are approximately 21.6% lower, violent crimes are approximately 26.9% lower, and Property Crimes are approximately 21.6% lower when compared to the past 5-year average. Chief Cason further reported there were 125 non-private property crashes reported for the month, a decrease from the previous month.

On the motion of Commissioner Mathis, second Commissioner Brown, the November Crime and Crash statistic report was approved. The complete report in its entirety is a part of these minutes. The vote was unanimous in favor.

Financial Statistics for November 2024

Police Chief Cliff Cason presented the Financial Report for all divisions within the Dalton Police Department for the month of November 2024. Chief Cason reported the department has expended 88.6% of the budget, and is on track for the remainder of FY 2024.

On the motion of Commissioner Brown, second Commissioner Mathis, the financial report was approved. The complete report in its entirety is a part of these minutes. The vote was unanimous in favor.

FIRE DEPARTMENT

Monthly Statistical Report – November 2024

Fire Chief Matt Daniel presented the November 2024 Statistical Report to the Commission. Chief Daniel outlined details of the complete report, which included the Incident Report with 305 Total Responses, Incidents by Staff hours, Incidents by Months and Stations, Average Response Time, Average Turnout Time, Average Travel Time, Injury and Property Loss, Training Division Monthly Report, and the Inspection Summary.

On the motion of Mayor Sams, second Commissioner Brown, the Commissioners approved the Statistical Report for the Fire Department. A copy of the report is a part of these minutes. The vote was unanimous in favor.

Monthly Financial Report – November 2024

Fire Chief Matt Daniel presented the Financial Report for the month of November 2024 to the Commission. Chief Daniel stated the department has expended 88.4% of the budget, and is on track for the remainder of FY 2024.

On the motion of Commissioner Brown, second Commissioner Jackson, the Commissioners approved the Financial Report for the Fire Department. A copy of the report is a part of these minutes. The vote was unanimous in favor.

ADJOURNMENT

There being no further business to come before the Commissioners, on the motion of Commissioner Brown, second Commissioner Jackson, the meeting was adjourned at 9:35 a.m.

Truman Whitfield, Chairman

ATTEST:

Alex Brown, Secretary

2025 ALCOHOL BEVERAGE APPLICATION APPROVAL
PSC MEETING – TUESDAY JANUARY 21, 2025
M&C MEETING – TUESDAY JANUARY 21, 2025

(1) 2025 ALCOHOL APPLICATION(S)

1. Business Owner: Blue Star Hospitality
d/b/a: Holiday Inn Express
Applicant: Naren Patel
Business Address: 934 Market St.
License Type: Pouring Beer, Wine (Hotel)
Disposition: **New**



Dalton Police Department Public Safety Commission Meeting

January 21, 2025

TABLE OF CONTENTS

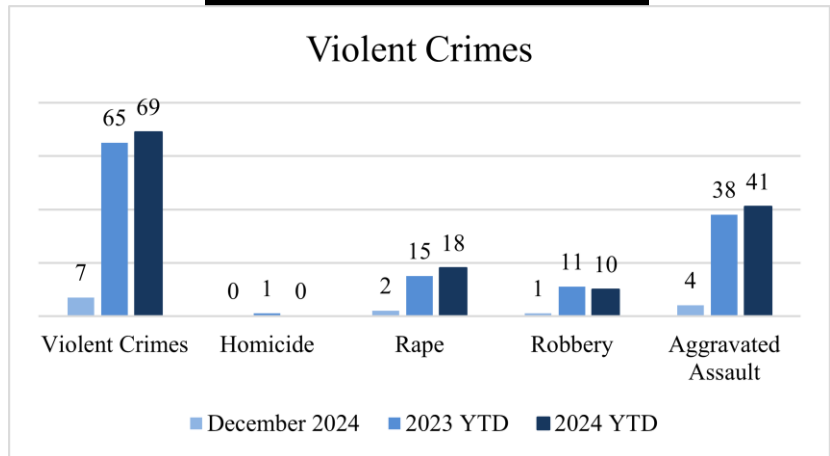
CRIME STATISTICS

CRASH STATISTICS

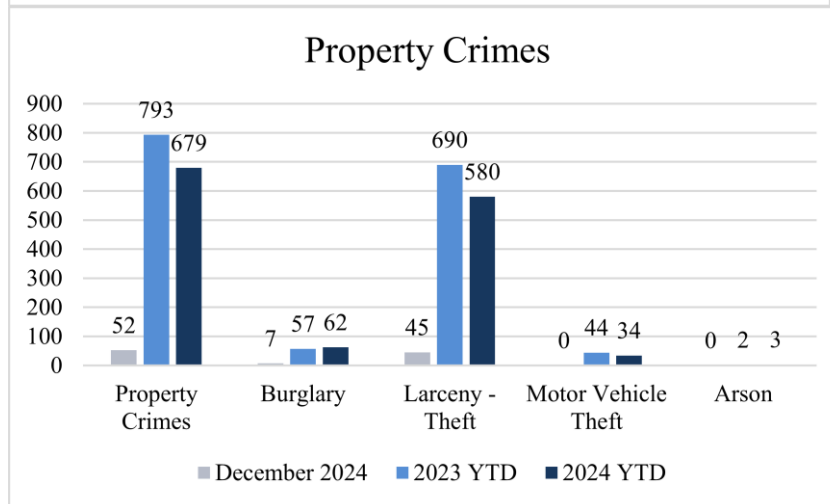
FINANCIAL STATISTICS

DECEMBER 2024

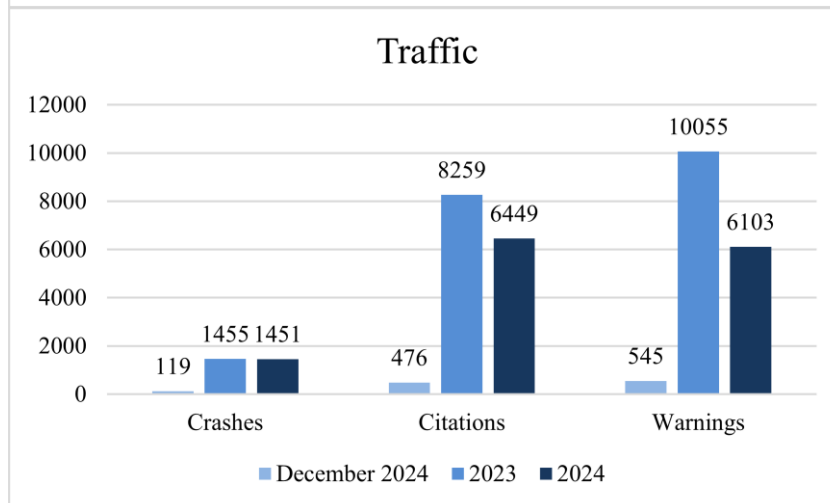
Violent Crimes



Property Crimes



Traffic





PART 1 CRIMES

December 2024

Total Part 1 Crimes			<u>2023 YTD</u>	<u>2024 YTD</u>	<u>YTD Change</u>
			858	748	-12.82%
Violent Crimes			<u>2023 YTD</u>	<u>2024 YTD</u>	<u>YTD Change</u>
	<u>Current</u>				
	7		65	69	6.15%
Homicide	0		1	0	0.00%
Rape	2		15	18	20.00%
Robbery	1		11	10	-9.09%
24-006768	12/12/2024	1429 W Walnut Ave	<p>The victim reported that he arranged to meet the suspect to sell Rolex watches at the above location. When the victim arrived the suspect pointed a gun at the victim and demanded the watches. The victim pulled his own gun and the suspect ran away. The suspect left in a maroon Buick Encore. The case is under investigation.</p>		
Aggravated Assault	4		38	41	7.89%
Property Crimes			<u>2023 YTD</u>	<u>2024 YTD</u>	<u>YTD Change</u>
	<u>Current</u>				
	52		793	679	-14.38%
Burglary	7		57	62	8.77%
Larceny-Theft	45		690	580	-15.94%
Motor Vehicle Theft	0		44	34	-22.73%
Arson	0		2	3	50.00%

There were 59 Part 1 crimes in December 2024. That is a decrease of approximately 1.67% compared to 60 in December 2023. Total Part 1 crimes YTD have decreased by approximately 12.82% when compared to 2023.

Violent crimes have increased by approximately 6.15% when compared to 2023. There have been 69 violent crimes YTD 2024 compared to 65 in 2023.

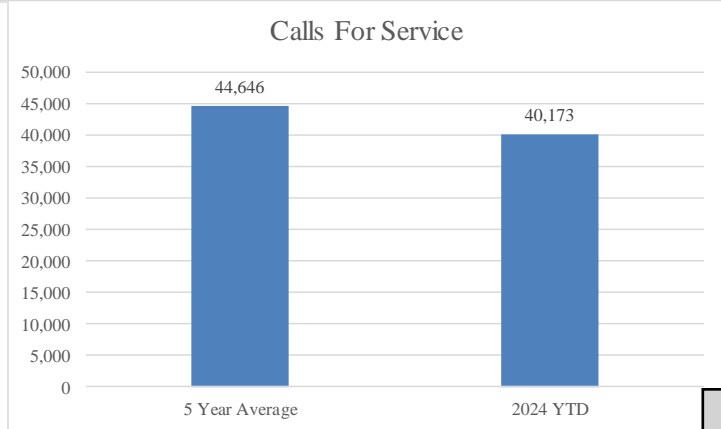
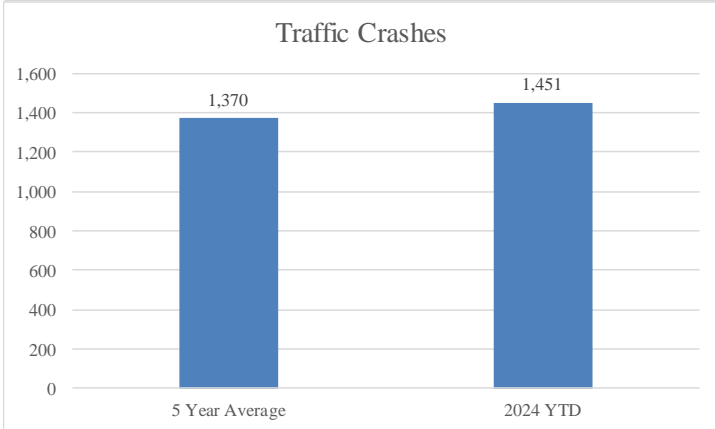
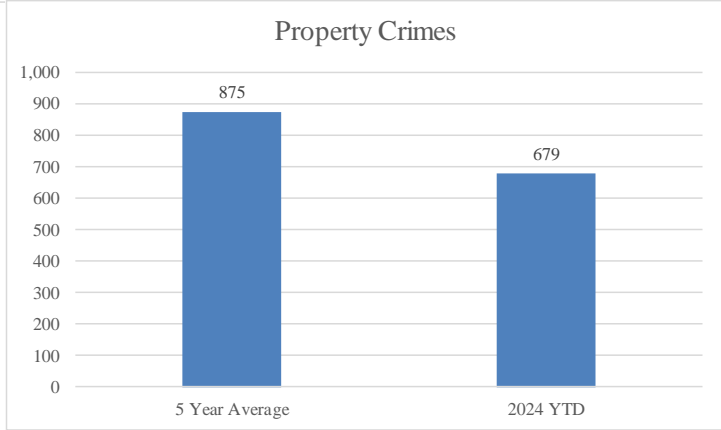
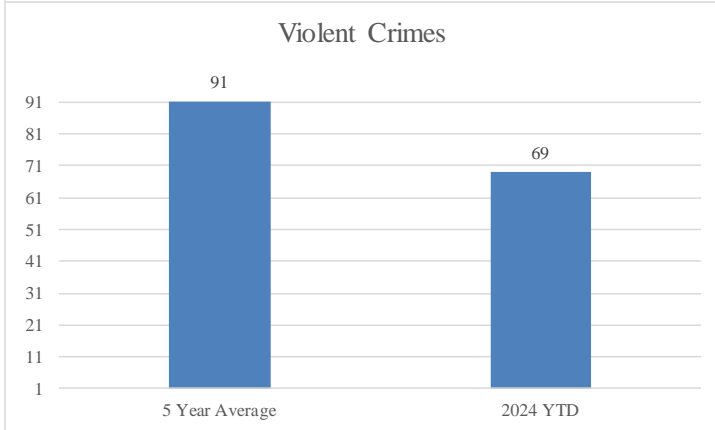
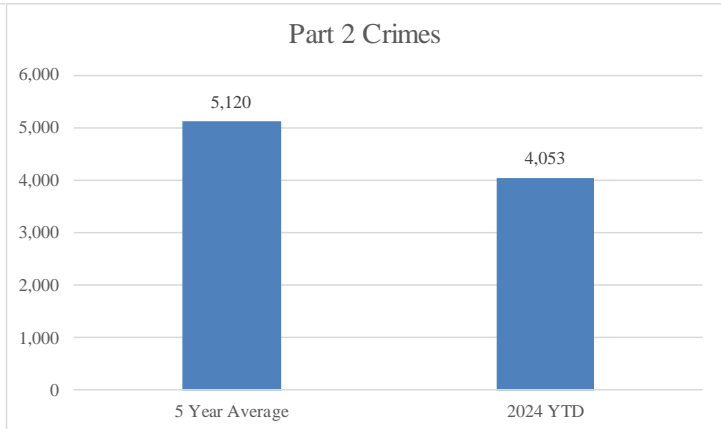
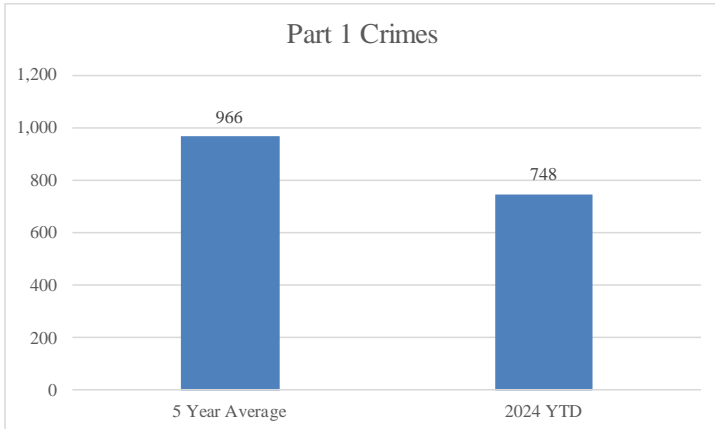
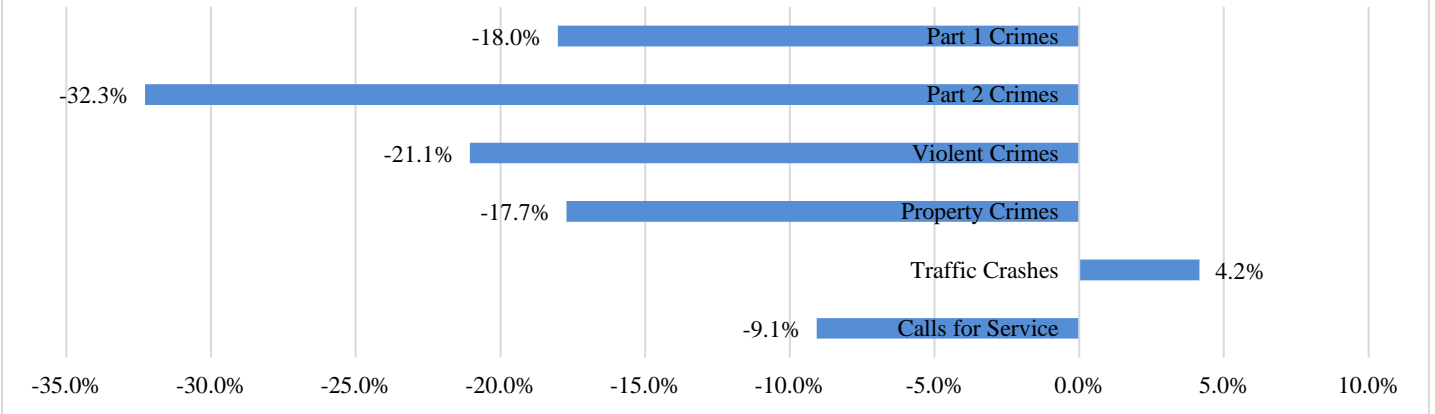
Property crimes have decreased by 14.4% when compared to 2023. Burglaries have increased compared to the previous year.



FIVE-YEAR AVERAGE

December 2024

2024 YTD Compared to 5-Year Average





CRASH STATISTICS

December 2024

Traffic crashes decreased by approximately 4.8% when compared to November 2024. Year to date crashes have decreased by approximately .3%. Angle and rear end collisions were the most frequent crash types. Following too closely was the most frequent contributing factor. Walnut Ave had the highest number of crashes and injuries.

Total Crashes	Current	Previous	Change	YTD 2024	YTD 2023	Change
	119	125	-4.8%	1451	1455	-0.3%

Injury Crashes	Total	Complaint	Minor	Serious	Fatality	Multiple
	22	17	5	0	0	5
Total Injuries	27					

DUI Crashes	Speed Crashes	Distracted Crashes	Following Too Closely Crashes
4	8	6	29

Day of the Week	Total	Time of Day	Total
Monday	25	0000 - 0559	2
Tuesday	17	0600 - 0859	8
Wednesday	15	0900 - 1059	9
Thursday	21	1100 - 1359	27
Friday	21	1400 - 1559	25
Saturday	12	1600 - 1859	34
Sunday	8	1900 - 2159	10
		2200 - 2359	4

Collision Type	Total	Contributing Factors	Total
Angle	48	Following too Closely	29
Rear End	40	Failure to Yield	18
Collision with an Object	14	Improper Lane Change	11
Sideswipe-Same Direction	12	Stop Sign/Signal Violation	11
Head On	4		
Sideswipe-Opposite Direction	1		

Top Streets	Total Crashes	% Total	Injuries	% Injuries
Walnut Ave	16	13.4%	16	59.3%
Chattanooga Rd	11	9.2%	11	40.7%
Thornton Ave	8	6.7%	0	0.0%

	Traffic Stops	Warnings	Citations
December 2024	863	545	476
2024 YTD	11048	6103	6449
2023 YTD	18625	10055	8259



FINANCIAL STATISTICS

December 2024

SUMMARY OF THE FINANCIAL STATUS THROUGH DECEMBER 2024

The police department has expended approximately 98.4% of our 2024 budget through the month of December. There are still a few outstanding invoices that will be paid from the 2024 budget, but we have almost completed the budget cycle.

We worked with the finance department in December to make budget transfers and amendments to cover the needs of the department. All of those adjustments have been made and are reflected in the current numbers reflected in this report.

YEAR-TO-DATE BUDGET REPORT

FOR 2024 12									
ACCOUNTS FOR:	GENERAL FUND - OPERATING	ORIGINAL APPROP	TRANFRS/ADJSTMTS	REVISED BUDGET	YTD EXPENDED	ENCUMBRANCES	AVAILABLE BUDGET	PCT USED	
321000 PD ADMINISTRATION									
321000	511100	WAGES - REGULAR	39,000	536,000	535,572.29	.00	427.71	99.9%	
321000	511300	WAGES - OVERTIME	2,000	800	233.89	.00	566.11	29.2%	
321000	511350	WAGES - GIFT	0	400	324.90	.00	75.10	81.2%	
321000	512100	GROUP INSURANCE	40,000	42,500	42,124.94	.00	375.06	99.1%	
321000	512200	FICA & MEDICARE	38,000	40,000	39,767.41	.00	232.59	99.4%	
321000	512401	RETIREMENT DCP	16,000	16,000	15,885.42	.00	114.58	99.3%	
321000	512402	RETIREMENT DBP	143,000	156,500	156,310.79	.00	189.21	99.9%	
321000	512403	RETIREMENT STATE	1,200	1,440	1,230.00	.00	210.00	85.4%	
321000	512700	WORKERS COMPENSAT	10,000	10,000	10,000.00	.00	.00	100.0%	
321000	512850	OPEB FUNDING	0	35,000	34,560.27	.00	439.73	98.7%	
321000	512900	OTHER EMPLOYEE BE	4,000	4,000	3,127.40	.00	872.60	78.2%	
321000	512915	CLEANING ALLOWANC	2,400	2,400	713.00	90.25	1,596.75	33.5%	
321000	512916	CLOTHING ALLOWANC	2,400	2,400	2,400.00	.00	.00	100.0%	
321000	521300	TECHNICAL CONTRAC	4,000	-4,000	.00	.00	.00	.0%	
321000	522220	EQUIPMENT MAINT &	5,000	5,000	2,635.01	.00	2,364.99	52.7%	
321000	522230	VEHICLE REPAIRS &	4,000	4,000	3,297.92	.00	702.08	82.4%	
321000	522320	RENTAL - EQUIPMEN	9,000	9,000	6,231.41	.00	2,768.59	69.2%	
321000	523100	INSURANCE COMMERC	145,000	57,990	202,990	202,259.48	.00	730.52	99.6%
321000	523200	COMMUNICATIONS	50,000	2,000	52,000	49,068.39	2,897.48	34.13	99.9%
321000	523210	POSTAGE	4,000	0	4,000	635.24	.00	3,364.76	15.9%
321000	523400	PRINTING & BINDIN	3,000	0	3,000	2,989.05	.00	10.95	99.6%
321000	523500	TRAVEL	12,000	0	12,000	11,954.39	.00	45.61	99.6%
321000	523600	DUES & FEES	5,000	0	5,000	3,112.47	.00	1,887.53	62.2%
321000	523630	RADIO SUBSCRIBER F	27,000	-3,500	23,500	23,155.20	.00	344.80	98.5%
321000	523700	TRAINING & EDUCAT	8,000	0	8,000	4,935.00	.00	3,065.00	61.7%
321000	523850	CONTRACT LABOR	5,000	-2,000	3,000	1,200.00	.00	1,800.00	40.0%
321000	523920	SOFTWARE LICENSES	180,000	-19,000	161,000	135,818.48	232.17	24,949.35	84.5%
321000	531100	SUPPLIES - GENERA	1,000	0	1,000	116.91	24.97	858.12	14.2%
321000	531110	SUPPLIES - OFFICE	2,000	0	2,000	1,000.99	.00	999.01	50.0%
321000	531250	OIL	1,000	0	1,000	.00	.00	1,000.00	.0%
321000	531270	GASOLINE	7,000	0	7,000	5,349.58	.00	1,650.42	76.4%
321000	531300	MEALS - FOOD	2,000	0	2,000	798.28	.00	1,201.72	39.9%
321000	531600	SMALL EQUIPMENT <	2,000	0	2,000	1,408.28	.00	591.72	70.4%
321000	531700	OTHER SUPPLIES	2,000	0	2,000	939.83	.00	1,060.17	47.0%
TOTAL PD ADMINISTRATION		1,234,000	122,930	1,356,930	1,299,156.22	3,244.87	54,528.91	96.0%	

YEAR-TO-DATE BUDGET REPORT

FOR 2024 12								
ACCOUNTS FOR:	GENERAL FUND - OPERATING	ORIGINAL APPROP	TRANFRS/ADJSTMTS	REVISED BUDGET	YTD EXPENDED	ENCUMBRANCES	AVAILABLE BUDGET	PCT USED
322100 PD CRIMINAL INVESTIGATION DIV								
322100 511100	WAGES - REGULAR	1,150,000	81,000	1,231,000	1,230,247.43	.00	752.57	99.9%
322100 511300	WAGES - OVERTIME	41,000	-22,000	19,000	18,401.43	.00	598.57	96.8%
322100 511350	WAGES - GIFT	0	900	900	866.40	.00	33.60	96.3%
322100 512100	GROUP INSURANCE	211,000	-32,400	178,600	178,246.53	.00	353.47	99.8%
322100 512200	FICA & MEDICARE	91,000	0	91,000	90,726.44	.00	273.56	99.7%
322100 512401	RETIREMENT DCP	71,000	1,000	72,000	71,866.12	.00	133.88	99.8%
322100 512402	RETIREMENT DBP	207,000	12,500	219,500	219,264.61	.00	235.39	99.9%
322100 512403	RETIREMENT STATE	5,000	960	5,960	5,350.00	.00	610.00	89.8%
322100 512700	WORKERS COMPENSAT	29,000	0	29,000	29,000.00	.00	.00	100.0%
322100 512900	OTHER EMPLOYEE BE	7,000	500	7,500	7,147.21	.00	352.79	95.3%
322100 512915	CLEANING ALLOWANC	4,000	0	4,000	2,344.75	188.75	1,466.50	63.3%
322100 512916	CLOTHING ALLOWANC	9,000	0	9,000	8,916.00	.00	84.00	99.1%
322100 522220	EQUIPMENT MAINT &	3,000	0	3,000	149.85	.00	2,850.15	5.0%
322100 522230	VEHICLE REPAIRS &	7,000	1,000	8,000	7,446.17	401.02	152.81	98.1%
322100 523500	TRAVEL	17,000	0	17,000	14,628.10	.00	2,371.90	86.0%
322100 523600	DUES & FEES	4,000	0	4,000	1,855.00	.00	2,145.00	46.4%
322100 523700	TRAINING & EDUCAT	15,000	0	15,000	10,892.20	.00	4,107.80	72.6%
322100 523900	PEPI OTHER PURCHAS	20,000	0	20,000	20,000.00	.00	.00	100.0%
322100 531100	SUPPLIES - GENERA	3,000	0	3,000	1,519.83	.00	1,480.17	50.7%
322100 531110	SUPPLIES - OFFICE	4,000	0	4,000	2,290.84	.00	1,709.16	57.3%
322100 531250	OIL	4,000	-3,000	1,000	.00	.00	1,000.00	.0%
322100 531270	GASOLINE	18,000	3,000	21,000	21,024.83	24.55	-49.38	100.2%
322100 531300	MEALS - FOOD	1,000	0	1,000	328.23	.00	671.77	32.8%
322100 531600	SMALL EQUIPMENT <	8,000	2,000	10,000	5,980.00	730.00	3,290.00	67.1%
322100 531700	OTHER SUPPLIES	5,000	0	5,000	2,400.34	.00	2,599.66	48.0%
TOTAL PD CRIMINAL INVESTIGATION DIV		1,934,000	45,460	1,979,460	1,950,892.31	1,344.32	27,223.37	98.6%

YEAR-TO-DATE BUDGET REPORT

FOR 2024 12								
ACCOUNTS FOR:	GENERAL FUND - OPERATING	ORIGINAL APPROP	TRANFRS/ADJSTMTS	REVISED BUDGET	YTD EXPENDED	ENCUMBRANCES	AVAILABLE BUDGET	PCT USED
322300 PD PATROL								
322300 511100	WAGES - REGULAR	3,719,000	69,200	3,788,200	3,830,969.99	.00	-42,769.99	101.1%
322300 511300	WAGES - OVERTIME	103,000	-34,000	69,000	68,323.58	.00	676.42	99.0%
322300 511350	WAGES - GIFT	0	3,100	3,100	3,086.55	.00	13.45	99.6%
322300 512100	GROUP INSURANCE	611,000	-71,000	540,000	539,930.31	.00	69.69	100.0%
322300 512200	FICA & MEDICARE	292,000	-9,000	283,000	282,789.75	.00	210.25	99.9%
322300 512401	RETIREMENT DCP	403,000	-85,000	318,000	317,424.60	.00	575.40	99.8%
322300 512402	RETIREMENT DBP	93,000	83,000	176,000	175,481.70	.00	518.30	99.7%
322300 512403	RETIREMENT STATE	22,000	-2,000	20,000	19,050.29	.00	949.71	95.3%
322300 512700	WORKERS COMPENSAT	119,000	0	119,000	119,000.00	.00	.00	100.0%
322300 512900	OTHER EMPLOYEE BE	29,000	-5,000	24,000	23,570.22	.00	429.78	98.2%
322300 512915	CLEANING ALLOWANC	10,000	0	10,000	8,830.50	820.75	348.75	96.5%
322300 512916	CLOTHING ALLOWANC	0	100	100	81.00	.00	19.00	81.0%
322300 522220	EQUIPMENT MAINT &	11,000	0	11,000	7,083.58	.00	3,916.42	64.4%
322300 522230	VEHICLE REPAIRS &	60,000	6,600	66,600	44,133.15	1,103.74	21,363.11	67.9%
322300 522230	SHOP VEHICLE EXP -	104,000	11,000	115,000	117,481.08	.00	-2,481.08	102.2%
322300 523500	TRAVEL	70,000	0	70,000	69,769.11	.00	230.89	99.7%
322300 523600	DUES & FEES	4,000	0	4,000	1,365.00	.00	2,635.00	34.1%
322300 523700	TRAINING & EDUCAT	42,000	-16,000	26,000	22,480.05	.00	3,519.95	86.5%
322300 531100	SUPPLIES - GENERA	6,000	-500	5,500	1,826.07	.00	3,673.93	33.2%
322300 531110	SUPPLIES - OFFICE	3,000	0	3,000	1,251.91	.00	1,748.09	41.7%
322300 531120	UNIFORMS	60,000	-9,000	51,000	45,004.99	204.25	5,790.76	88.6%
322300 531200	PDCAM UTILITIES -	0	500	500	446.01	.00	53.99	89.2%
322300 531250	OIL	3,000	-100	2,900	1,214.26	.00	1,685.74	41.9%
322300 531270	GASOLINE	165,000	0	165,000	158,429.49	108.02	6,462.49	96.1%
322300 531300	MEALS - FOOD	2,000	0	2,000	308.59	.00	1,691.41	15.4%
322300 531600	SMALL EQUIPMENT <	40,000	9,000	49,000	33,939.75	11,790.50	3,269.75	93.3%
322300 531700	OTHER SUPPLIES	5,000	0	5,000	905.54	.00	4,094.46	18.1%
TOTAL PD PATROL		5,976,000	-49,100	5,926,900	5,894,177.07	14,027.26	18,695.67	99.7%

YEAR-TO-DATE BUDGET REPORT

FOR 2024 12									
ACCOUNTS FOR:		ORIGINAL	TRANFRS/	REVISED				AVAILABLE	PCT
0010	GENERAL FUND - OPERATING	APPROP	ADJSTMTS	BUDGET	YTD EXPENDED	ENCUMBRANCES		BUDGET	USED
322400 PD SUPPORT SERVICES									
322400	511100	WAGES - REGULAR	731,000	-39,700	691,300	690,323.22	.00	976.78	99.9%
322400	511300	WAGES - OVERTIME	11,000	-8,000	3,000	2,678.26	.00	321.74	89.3%
322400	511350	WAGES - GIFT	0	700	700	649.80	.00	50.20	92.8%
322400	512100	GROUP INSURANCE	166,000	-43,650	122,350	122,344.96	.00	5.04	100.0%
322400	512200	FICA & MEDICARE	56,000	-6,000	50,000	49,061.52	.00	938.48	98.1%
322400	512401	RETIREMENT DCP	48,000	-5,000	43,000	42,681.92	.00	318.08	99.3%
322400	512402	RETIREMENT DBP	112,000	-22,000	90,000	89,685.38	.00	314.62	99.7%
322400	512403	RETIREMENT STATE	1,500	300	1,800	1,509.71	.00	290.29	83.9%
322400	512700	WORKERS COMPENSAT	22,000	0	22,000	22,000.00	.00	.00	100.0%
322400	512900	OTHER EMPLOYEE BE	4,500	0	4,500	3,984.26	.00	515.74	88.5%
322400	512915	CLEANING ALLOWANC	2,400	0	2,400	249.25	7.75	2,143.00	10.7%
322400	512916	CLOTHING ALLOWANC	600	0	600	516.00	.00	84.00	86.0%
322400	521300	TECHNICAL CONTRAC	18,000	-9,000	9,000	5,829.01	.00	3,170.99	64.8%
322400	522140	LAWN CARE CONTRAC	13,000	0	13,000	9,208.50	.00	3,791.50	70.8%
322400	522210	BUILDING REPAIRS	40,000	0	40,000	29,364.50	2,625.00	8,010.50	80.0%
322400	522230	VEHICLE REPAIRS &	3,000	1,000	4,000	3,090.32	.00	909.68	77.3%
322400	523500	TRAVEL	25,000	-20,000	5,000	1,541.00	.00	3,459.00	30.8%
322400	523600	DUES & FEES	3,000	-500	2,500	693.92	.00	1,806.08	27.8%
322400	523620	CREDIT CARD & BAN	1,000	500	1,500	-109.65	.00	1,609.65	-7.3%
322400	523700	TRAINING & EDUCAT	25,000	24,000	49,000	45,303.70	63.96	3,632.34	92.6%
322400	531100	SUPPLIES - GENERA	3,000	0	3,000	1,658.98	.00	1,341.02	55.3%
322400	531110	SUPPLIES - OFFICE	3,000	0	3,000	2,556.57	.00	443.43	85.2%
322400	531120	UNIFORMS	4,000	0	4,000	3,045.46	.00	954.54	76.1%
322400	531150	SUPPLIES - GROUND	3,000	0	3,000	.00	.00	3,000.00	.0%
322400	531155	SUPPLIES - BUILDI	28,000	-5,000	23,000	12,248.26	149.40	10,602.34	53.9%
322400	531200	UTILITIES	62,000	-8,000	54,000	45,835.97	.00	8,164.03	84.9%
322400	531250	OIL	1,000	-1,000	0	.00	.00	.00	.0%
322400	531270	GASOLINE	8,000	1,000	9,000	8,596.17	.00	403.83	95.5%
322400	531300	MEALS - FOOD	1,000	0	1,000	185.65	.00	814.35	18.6%
322400	531600	SMALL EQUIPMENT <	2,000	11,000	13,000	13,000.00	.00	.00	100.0%
322400	531700	OTHER SUPPLIES	14,000	5,000	19,000	12,837.19	4,966.21	1,196.60	93.7%
TOTAL PD SUPPORT SERVICES			1,412,000	-124,350	1,287,650	1,220,569.83	7,812.32	59,267.85	95.4%

YEAR-TO-DATE BUDGET REPORT

FOR 2024 12								
ACCOUNTS FOR:	ORIGINAL	TRANFRS/	REVISED				AVAILABLE	PCT
0010 GENERAL FUND - OPERATING	APPROP	ADJSTMTS	BUDGET	YTD EXPENDED	ENCUMBRANCES	BUDGET	USED	
322600 CUSTODY OF PRISONERS								
322600 523900 OTHER PURCHASED S	95,000	15,000	110,000	99,080.04	.00	10,919.96	90.1%	
TOTAL CUSTODY OF PRISONERS	95,000	15,000	110,000	99,080.04	.00	10,919.96	90.1%	
TOTAL GENERAL FUND - OPERATING	10,651,000	9,940	10,660,940	10,463,875.47	26,428.77	170,635.76	98.4%	
TOTAL EXPENSES	10,651,000	9,940	10,660,940	10,463,875.47	26,428.77	170,635.76		

YEAR-TO-DATE BUDGET REPORT

FOR 2024 12

	ORIGINAL APPROP	TRANFRS/ADJSTMTS	REVISED BUDGET	YTD EXPENDED	ENCUMBRANCES	AVAILABLE BUDGET	PCT USED
GRAND TOTAL	10,651,000	9,940	10,660,940	10,463,875.47	26,428.77	170,635.76	98.4%

** END OF REPORT - Generated by Martha Lopez **



Dalton Fire Department

404 School Street, Dalton, GA 30720

Phone: 706-278-7363

Breakdown by Incident Type

Report Period: 12/01/24 - 12/31/24 23:59:59

Incident Type	Incidents	Exposures
311 Medical assist, assist EMS crew	184	0
611 Dispatched & canceled en route	30	0
322 Motor vehicle accident with injuries	15	0
324 Motor vehicle accident with no injuries.	12	0
735 Alarm system sounded due to malfunction	12	0
743 Smoke detector activation, no fire - unintentional	10	0
745 Alarm system activation, no fire - unintentional	8	0
622 No incident found on arrival at dispatch address	7	0
651 Smoke scare, odor of smoke	5	0
151 Outside rubbish, trash or waste fire	5	0
522 Water or steam leak	3	0
730 System malfunction, other	3	0
733 Smoke detector activation due to malfunction	2	0
445 Arcing, shorted electrical equipment	2	0
561 Unauthorized burning	2	0
531 Smoke or odor removal	2	0
118 Trash or rubbish fire, contained	2	0
142 Brush or brush-and-grass mixture fire	1	0
143 Grass fire	1	0
154 Dumpster or other outside trash receptacle fire	1	0
541 Animal problem	1	0
553 Public service	1	0
354 Trench/below-grade rescue	1	0
410 Combustible/flammable gas/liquid condition, other	1	0

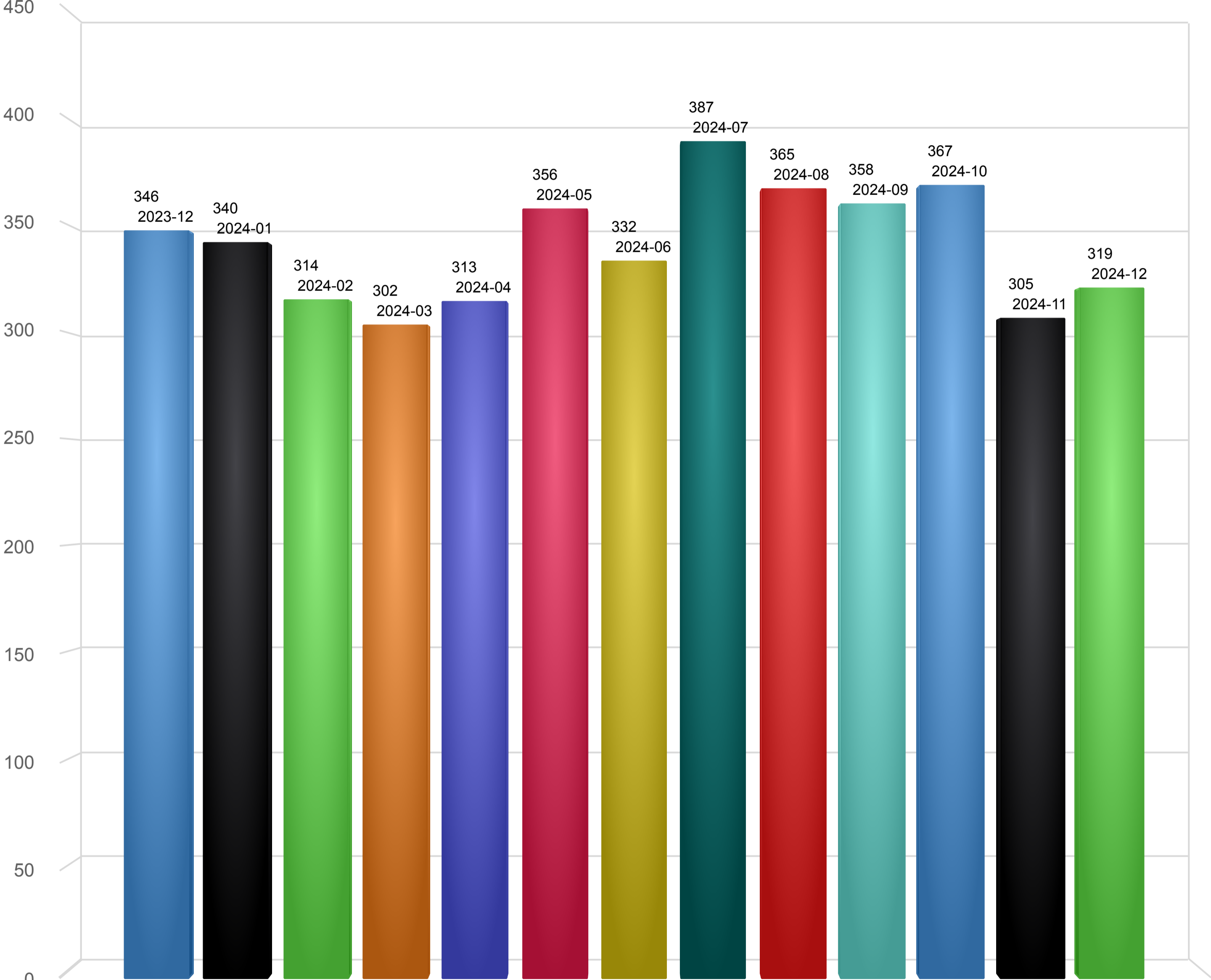
Incident Type	Incidents	Exposures
411 Gasoline or other flammable liquid spill	1	0
412 Gas leak (natural gas or LPG)	1	0
444 Power line down	1	0
600 Good intent call, other	1	0
111 Building fire	1	0
711 Municipal alarm system, malicious false alarm	1	0
736 CO detector activation due to malfunction	1	0
740 Unintentional transmission of alarm, other	1	0

	Incidents	Exposures
Total	319	0

Incidents by Months

12/01/2023-12/31/2024

- 2023-12
- 2024-01
- 2024-02
- 2024-03
- 2024-04
- 2024-05
- 2024-06
- 2024-07
- 2024-08
- 2024-09
- 2024-10
- 2024-11
- 2024-12



Incident Count

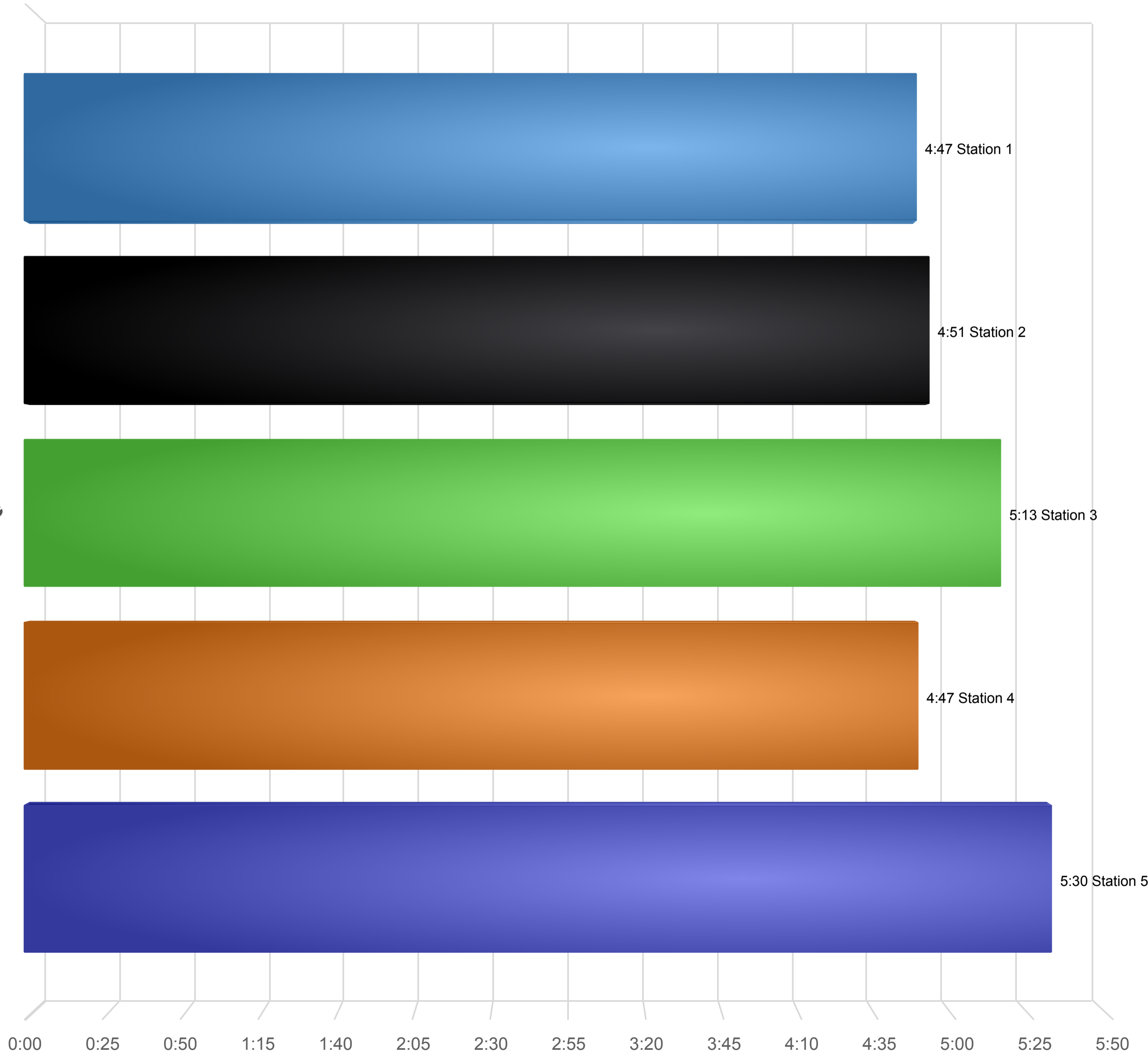
Total of Month: 4,404

Average Response Time by Station

12/01/2024-12/31/2024

- Station 1
- Station 2
- Station 3
- Station 4
- Station 5

Response Time

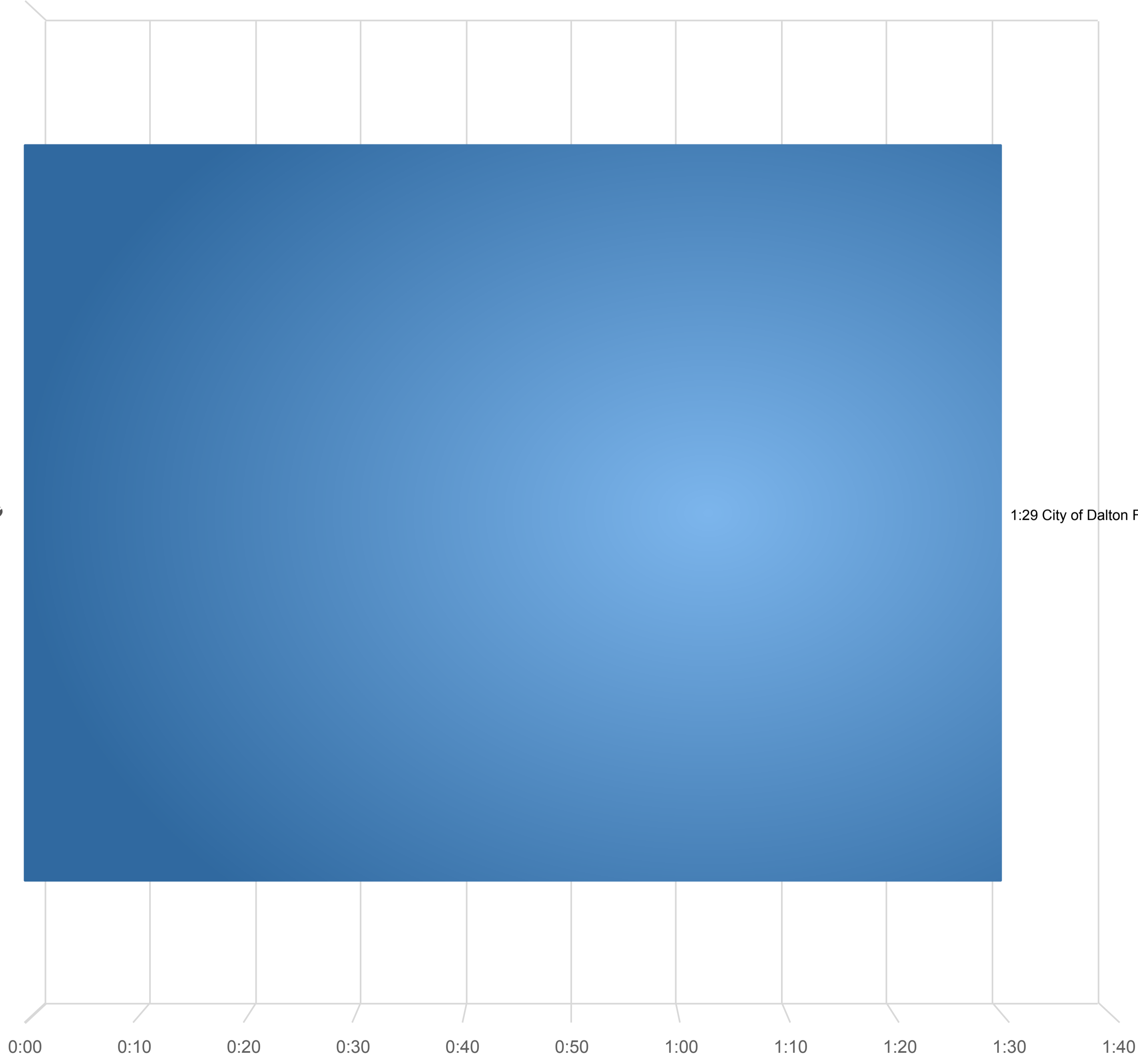


Total of Station: 4:58

Department Average Turnout Time (Alarm-> First En Route)

12/01/2024-12/31/2024

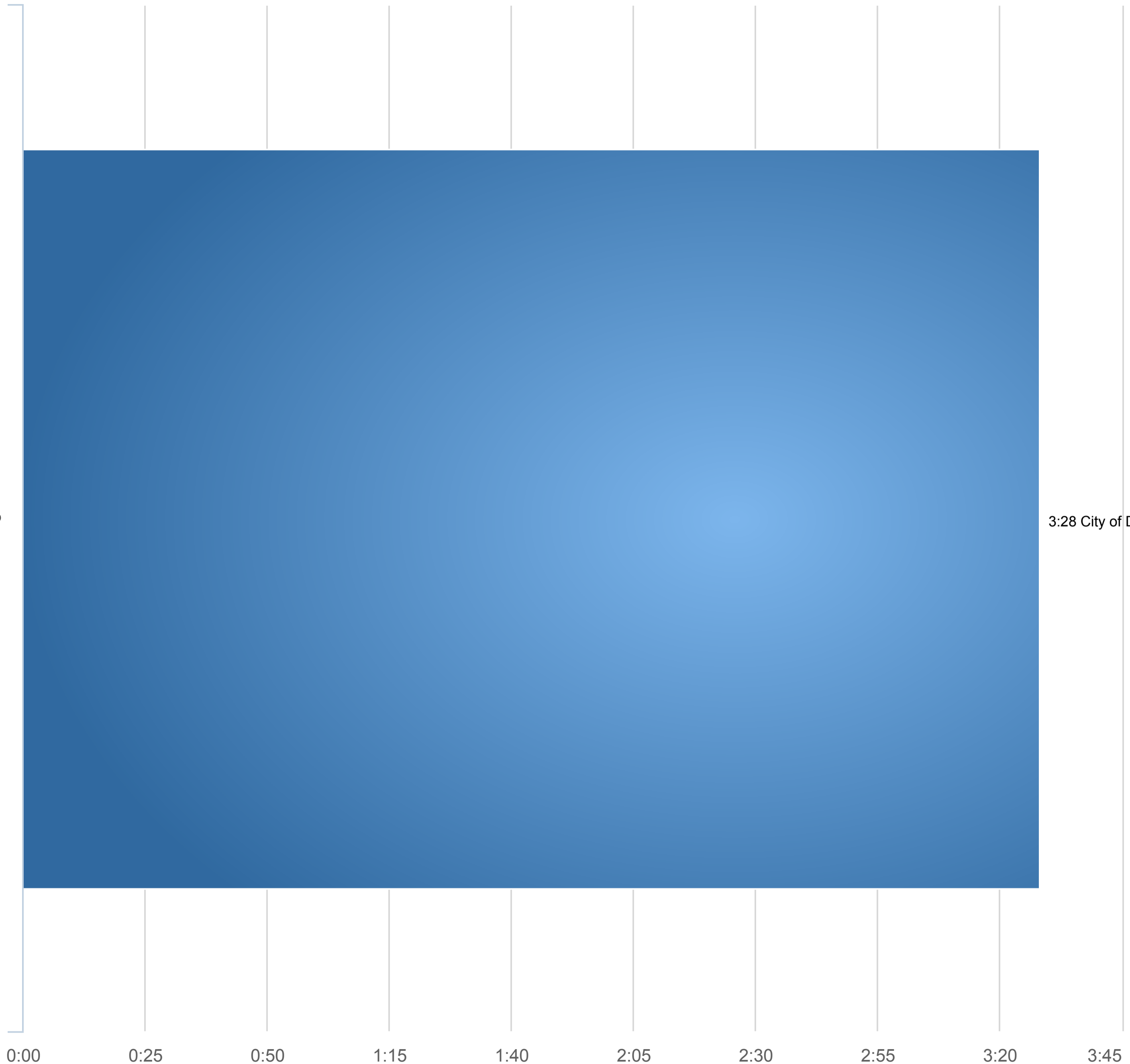
Turnout Time



Department Average Travel Time (First En Route -> First Unit Arrival)

12/01/2024-12/31/2024

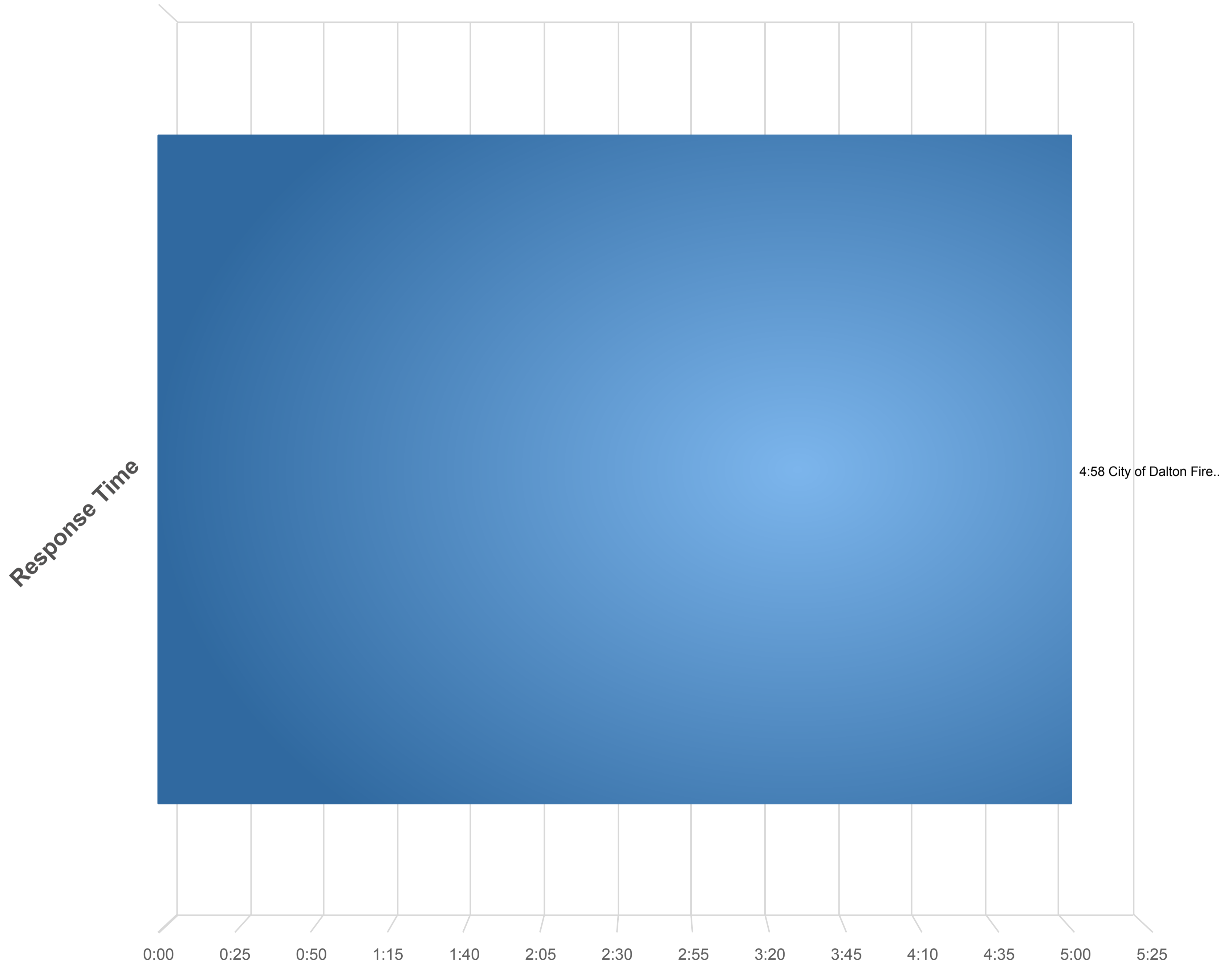
Travel Time



3:28 City of Dalton Fire..

Department Average Response Time (Alarm-> First Unit Arrival)

12/01/2024-12/31/2024





Dalton Fire Department

404 School Street, Dalton, GA 30720

Phone: 706-278-7363

Injuries and Property Loss

(Dates: 12/1/2024 - 12/31/2024 11:59:59 PM)

CODE	DESCRIPTOR	FREQ	FREQ %	EXPs	CIV DTHS	CIV DTHS %	CIV INJS	CIV INJS %	FF DTHS	FF DTHS %	FF INJS	FF INJS %	PROP LOSS	PROP LOSS %	CONT LOSS	CONT LOSS %	TOTAL LOSS	TOTAL LOSS %
111	Building fire	1	0.33%	0	0	0.00%	0	0.00%	0	0.00%	0	0.00%	70,000	93.33%	5,000	100.00%	75,000	93.75%
118	Trash or rubbish fire, contained	1	0.33%	0	0	0.00%	0	0.00%	0	0.00%	0	0.00%	0	0.00%	0	0.00%	0	0.00%
142	Brush or brush-and-grass mixture fire	1	0.33%	0	0	0.00%	0	0.00%	0	0.00%	0	0.00%	0	0.00%	0	0.00%	0	0.00%
143	Grass fire	1	0.33%	0	0	0.00%	0	0.00%	0	0.00%	0	0.00%	0	0.00%	0	0.00%	0	0.00%
151	Outside rubbish, trash or waste fire	5	1.67%	0	0	0.00%	1	100.00%	0	0.00%	0	0.00%	0	0.00%	0	0.00%	0	0.00%
154	Dumpster or other outside trash receptacle fire	1	0.33%	0	0	0.00%	0	0.00%	0	0.00%	0	0.00%	0	0.00%	0	0.00%	0	0.00%
311	Medical assist, assist EMS crew	182	60.67%	0	0	0.00%	0	0.00%	0	0.00%	0	0.00%	0	0.00%	0	0.00%	0	0.00%
322	Motor vehicle accident with injuries	12	4.00%	0	0	0.00%	0	0.00%	0	0.00%	0	0.00%	0	0.00%	0	0.00%	0	0.00%
324	Motor vehicle accident with no injuries.	9	3.00%	0	0	0.00%	0	0.00%	0	0.00%	0	0.00%	5,000	6.67%	0	0.00%	5,000	6.25%

CODE	DESCRIPTOR	FREQ	FREQ %	EXPs	CIV DTHS	CIV DTHS %	CIV INJS	CIV INJS %	FF DTHS	FF DTHS %	FF INJS	FF INJS %	PROP LOSS	PROP LOSS %	CONT LOSS	CONT LOSS %	TOTAL LOSS	TOTAL LOSS %
354	Trench/below-grade rescue	0	0.00%	0	0	0.00%	0	0.00%	0	0.00%	0	0.00%	0	0.00%	0	0.00%	0	0.00%
410	Combustible/flammable gas/liquid condition, other	1	0.33%	0	0	0.00%	0	0.00%	0	0.00%	0	0.00%	0	0.00%	0	0.00%	0	0.00%
411	Gasoline or other flammable liquid spill	1	0.33%	0	0	0.00%	0	0.00%	0	0.00%	0	0.00%	0	0.00%	0	0.00%	0	0.00%
412	Gas leak (natural gas or LPG)	1	0.33%	0	0	0.00%	0	0.00%	0	0.00%	0	0.00%	0	0.00%	0	0.00%	0	0.00%
444	Power line down	1	0.33%	0	0	0.00%	0	0.00%	0	0.00%	0	0.00%	0	0.00%	0	0.00%	0	0.00%
445	Arcing, shorted electrical equipment	2	0.67%	0	0	0.00%	0	0.00%	0	0.00%	0	0.00%	0	0.00%	0	0.00%	0	0.00%
522	Water or steam leak	3	1.00%	0	0	0.00%	0	0.00%	0	0.00%	0	0.00%	0	0.00%	0	0.00%	0	0.00%
531	Smoke or odor removal	2	0.67%	0	0	0.00%	0	0.00%	0	0.00%	0	0.00%	0	0.00%	0	0.00%	0	0.00%
541	Animal problem	1	0.33%	0	0	0.00%	0	0.00%	0	0.00%	0	0.00%	0	0.00%	0	0.00%	0	0.00%
553	Public service	1	0.33%	0	0	0.00%	0	0.00%	0	0.00%	0	0.00%	0	0.00%	0	0.00%	0	0.00%
561	Unauthorized burning	1	0.33%	0	0	0.00%	0	0.00%	0	0.00%	0	0.00%	0	0.00%	0	0.00%	0	0.00%
600	Good intent call, other	1	0.33%	0	0	0.00%	0	0.00%	0	0.00%	0	0.00%	0	0.00%	0	0.00%	0	0.00%

CODE	DESCRIPTOR	FREQ	FREQ %	EXPs	CIV DTHS	CIV DTHS %	CIV INJS	CIV INJS %	FF DTHS	FF DTHS %	FF INJS	FF INJS %	PROP LOSS	PROP LOSS %	CONT LOSS	CONT LOSS %	TOTAL LOSS	TOTAL LOSS %
611	Dispatched & canceled en route	24	8.00%	0	0	0.00%	0	0.00%	0	0.00%	0	0.00%	0	0.00%	0	0.00%	0	0.00%
622	No incident found on arrival at dispatch address	7	2.33%	0	0	0.00%	0	0.00%	0	0.00%	0	0.00%	0	0.00%	0	0.00%	0	0.00%
651	Smoke scare, odor of smoke	5	1.67%	0	0	0.00%	0	0.00%	0	0.00%	0	0.00%	0	0.00%	0	0.00%	0	0.00%
711	Municipal alarm system, malicious false alarm	1	0.33%	0	0	0.00%	0	0.00%	0	0.00%	0	0.00%	0	0.00%	0	0.00%	0	0.00%
730	System malfunction, other	3	1.00%	0	0	0.00%	0	0.00%	0	0.00%	0	0.00%	0	0.00%	0	0.00%	0	0.00%
733	Smoke detector activation due to malfunction	2	0.67%	0	0	0.00%	0	0.00%	0	0.00%	0	0.00%	0	0.00%	0	0.00%	0	0.00%
735	Alarm system sounded due to malfunction	12	4.00%	0	0	0.00%	0	0.00%	0	0.00%	0	0.00%	0	0.00%	0	0.00%	0	0.00%
736	CO detector activation due to malfunction	1	0.33%	0	0	0.00%	0	0.00%	0	0.00%	0	0.00%	0	0.00%	0	0.00%	0	0.00%
740	Unintentional transmission of alarm, other	1	0.33%	0	0	0.00%	0	0.00%	0	0.00%	0	0.00%	0	0.00%	0	0.00%	0	0.00%
743	Smoke detector activation, no fire - unintentional	9	3.00%	0	0	0.00%	0	0.00%	0	0.00%	0	0.00%	0	0.00%	0	0.00%	0	0.00%
745	Alarm system activation, no fire - unintentional	7	2.33%	0	0	0.00%	0	0.00%	0	0.00%	0	0.00%	0	0.00%	0	0.00%	0	0.00%
Totals		300	100%	0	0	100%	1	100%	0	100%	0	100%	75,000	100%	5,000	100%	80,000	100%
Mutual Aid Given Incidents		19																

Training Division Monthly Report

December 2024

Overview

Year-end compliance reports for all certified personnel were audited and uploaded to Georgia Firefighter Standards and Training Council. As a result, every certified firefighter, fire inspector, and fire investigator is compliant as we enter 2025 with continuing education efforts totaling over 12,400 hours in 2024. Monthly training included territory familiarization, core competency drills, special operations training, and company level drills chosen by company officers. Training hours during the month of December totaled 1,359.

Outside Schools

One aspiring company officer attended Fire Department Executive hosted by Dawson County Emergency Services and attained state and national certification as a Fire Officer 3.

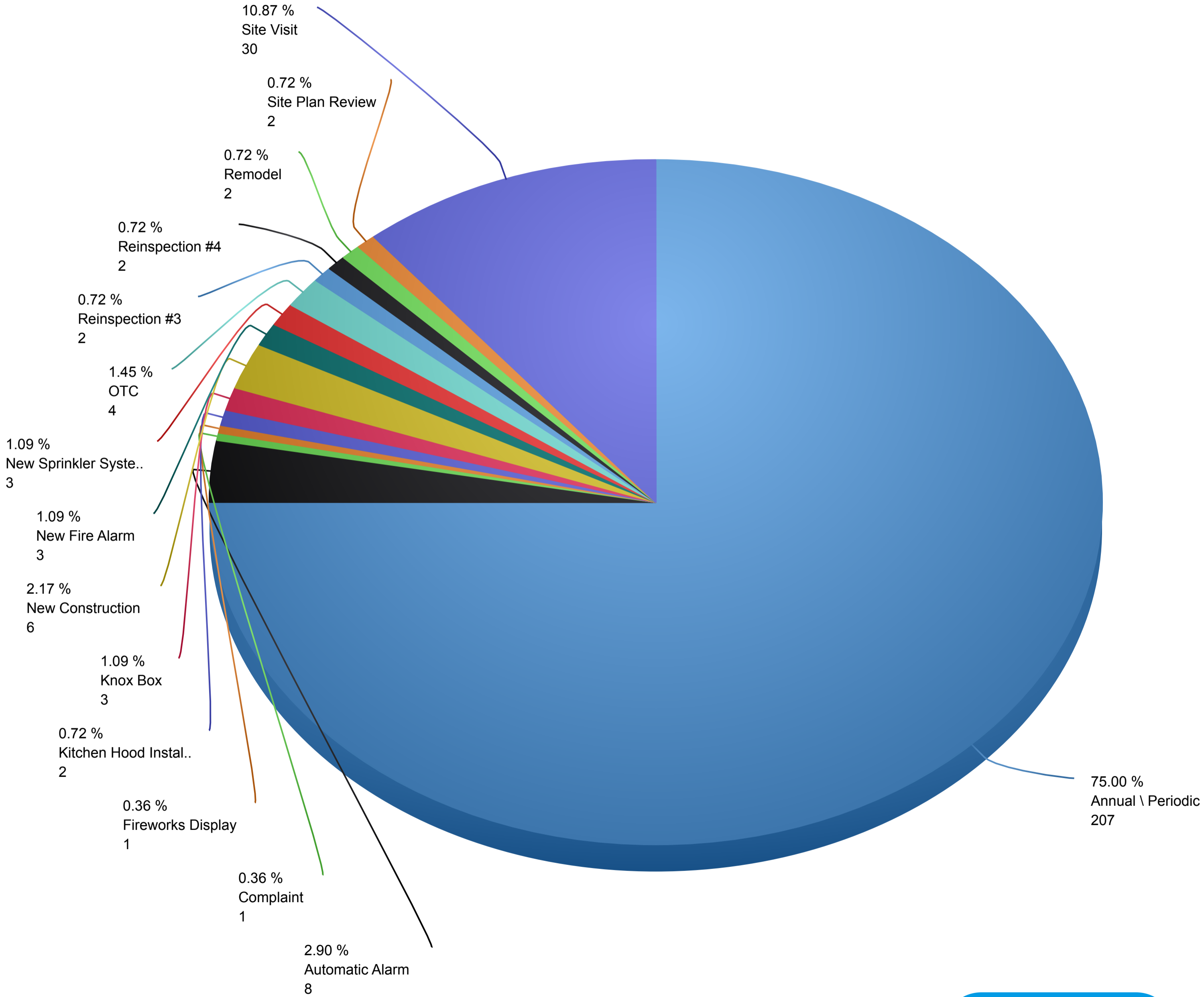
Three acting officers attended Fire Department Supervision hosted by the City of Calhoun Fire Department.

Four personnel attended NPQ Fire Instructor 2 co-hosted by Dalton and Calhoun Fire Departments. These personnel gained state and national certification at the level of Fire Instructor 2.

Inspection Visit History by Inspection Type

12/01/2024-12/31/2024

- Annual \ Periodic
- Automatic Alarm
- Complaint
- Fireworks Display
- Kitchen Hood Installation
- Knox Box
- New Construction
- New Fire Alarm
- New Sprinkler System
- OTC
- Reinspection #3
- Reinspection #4
- Remodel
- Site Plan Review
- Site Visit



Total of Inspection Type: 276

YEAR-TO-DATE BUDGET REPORT
12/31/2024

FOR 2024 12

ACCOUNTS FOR: 0010	GENERAL FUND - OPERATING	ORIGINAL APPROP	TRANFRS/ ADJSTMTS	REVISED BUDGET	YTD EXPENDED	ENCUMBRANCES	AVAILABLE BUDGET	PCT USED	
350000	511100	WAGES REG	6,607,000	52,900	6,659,900	6,631,080.05	.00	28,819.95	99.6%
350000	511300	WAGES - OT	561,000	-64,200	496,800	486,734.17	.00	10,065.83	98.0%
350000	511350	GIFT	0	5,200	5,200	5,144.25	.00	55.75	98.9%
350000	512100	GROUP INS	1,014,000	-80,650	933,350	932,683.72	.00	666.28	99.9%
350000	512200	FICA & MED	551,000	-37,000	514,000	513,938.81	.00	61.19	100.0%
350000	512401	RETDPCP	469,000	-9,900	459,100	459,031.39	.00	68.61	100.0%
350000	512402	RET DBP	1,070,000	-187,000	883,000	882,724.77	.00	275.23	100.0%
350000	512403	RET STATE	29,000	0	29,000	27,375.00	.00	1,625.00	94.4%
350000	512700	WORKERS CO	120,000	0	120,000	118,878.00	.00	1,122.00	99.1%
350000	512850	OPEB	0	67,000	67,000	66,018.15	.00	981.85	98.5%
350000	512900	OTHER EMPL	45,000	66,000	111,000	37,281.07	.00	73,718.93	33.6%
350000	512915	CLEANING A	50,000	0	50,000	44,777.92	.00	5,222.08	89.6%
350000	512950	FD CANCER	19,000	0	19,000	16,835.00	.00	2,165.00	88.6%
350000	521200	HAZM PROFESSION	16,000	0	16,000	15,940.00	.00	60.00	99.6%
350000	522140	LAWN CARE	5,000	155	5,155	5,152.00	.00	3.00	99.9%
350000	522210	BUILD R&M	60,000	0	60,000	56,122.18	1,584.21	2,293.61	96.2%
350000	522220	EQ REPAIRS	24,000	1,700	25,700	22,593.00	402.69	2,704.31	89.5%
350000	522220	APPA MTN APP	100,000	122,000	222,000	221,630.25	22.50	347.25	99.8%
350000	522320	RENT EQUIP	4,000	0	4,000	2,808.20	.00	1,191.80	70.2%
350000	523100	INSURANCE	37,000	59,500	96,500	96,496.00	.00	4.00	100.0%
350000	523200	COMMUNICAT	37,000	0	37,000	33,261.64	620.85	3,117.51	91.6%
350000	523500	TRAVEL	20,000	-12,000	8,000	3,777.58	.00	4,222.42	47.2%
350000	523600	DUES	5,000	0	5,000	4,346.19	.00	653.81	86.9%
350000	523630	RADIO SUBC	12,000	0	12,000	10,492.20	.00	1,507.80	87.4%
350000	523640	VEHICLE IM	1,000	0	1,000	800.00	.00	200.00	80.0%
350000	523700	TRAINING	28,000	-7,700	20,300	20,282.09	.00	17.91	99.9%
350000	523900	OTHER PUR	0	400	400	378.65	.00	21.35	94.7%
350000	523920	SOFT LIC	19,000	275	19,275	18,596.75	.00	678.25	96.5%
350000	531100	SUP GENERA	25,000	-675	24,325	19,586.75	.00	4,738.25	80.5%
350000	531110	SUP OFFICE	4,000	0	4,000	3,521.22	.00	478.78	88.0%
350000	531120	UNIFORMS	150,000	6,000	156,000	155,893.17	.00	106.83	99.9%
350000	531150	SUP GROUND	3,000	-155	2,845	967.04	.00	1,877.96	34.0%
350000	531200	UTILITIES	145,000	0	145,000	137,543.69	.00	7,456.31	94.9%
350000	531240	BOTTLE GAS	0	627	627	626.50	.00	.50	99.9%
350000	531250	OIL	6,000	0	6,000	4,525.99	.00	1,474.01	75.4%
350000	531270	GASOLINE	17,000	0	17,000	13,117.55	385.09	3,497.36	79.4%
350000	531275	DIESEL	63,000	-627	62,373	50,300.05	311.98	11,760.97	81.1%
350000	531300	MEALS FOOD	2,000	0	2,000	886.90	26.59	1,086.51	45.7%
350000	531600	SMALL EQUI	30,000	-10,000	20,000	19,118.41	.00	881.59	95.6%
350000	531700	OTHER SUPP	15,000	0	15,000	8,855.85	50.53	6,093.62	59.4%
350000	531700	HAZM OTHER SUPP	12,000	0	12,000	11,510.65	95.84	393.51	96.7%
350000	531700	SAFET OTHER SUPP	5,000	0	5,000	4,787.93	68.42	143.65	97.1%
350000	542500	OTHER EQUI	4,000	36,000	40,000	29,666.91	2,163.18	8,169.91	79.6%

YEAR-TO-DATE BUDGET REPORT
12/31/2024

FOR 2024 12									
ACCOUNTS FOR: 0010	GENERAL FUND - OPERATING	ORIGINAL APPROP	TRANFRS/ ADJSTMTS	REVISED BUDGET	YTD EXPENDED	ENCUMBRANCES	AVAILABLE BUDGET	PCT USED	
TOTAL GENERAL FUND - OPERATING		11,384,000	7,850	11,391,850	11,196,087.64	5,731.88	190,030.48	98.3%	
TOTAL EXPENSES		11,384,000	7,850	11,391,850	11,196,087.64	5,731.88	190,030.48		

YEAR-TO-DATE BUDGET REPORT
12/31/2024

FOR 2024 12

	ORIGINAL APPROP	TRANFRS/ ADJSTMTS	REVISED BUDGET	YTD EXPENDED	ENCUMBRANCES	AVAILABLE BUDGET	PCT USED
GRAND TOTAL	11,384,000	7,850	11,391,850	11,196,087.64	5,731.88	190,030.48	98.3%

** END OF REPORT - Generated by Melissa Coker Russell **