



**PUBLIC SAFETY COMMISSION MEETING
TUESDAY, MAY 28, 2024
8:30 AM
DALTON CITY HALL - COUNCIL CHAMBERS**

A G E N D A

Call to Order

Agenda Approval

Personnel Matters

1. Fire Department - New Recruits
 1. Logan Bickford
 2. Mason Padgett
 3. Christian Perez
 4. Mason Shepard
 5. Tatiana Sieli
 6. Will Sloan
 7. Riley Werner
2. Police Department - 2023 Traffic Safety Officer of the Year
3. Police Department Commendations - Life Saving Award For Matthew Kunnick, Bernice Kunnick and Bruce Franks

Public Commentary

Approval of Minutes

4. April 23, 2024

Police Department

5. Crime/Crash Statistics April 2024
6. Financial Statistics April 2024

Fire Department

7. Statistical Report for April 2024
8. Financial Report for April 2024

Adjournment

William C Cason III
Chief of Police
CCason@daltonga.gov
www.daltonga.gov



Public Safety Commission
Terry Mathis
Truman Whitfield
Alex Brown
Lane Jackson

DALTON POLICE DEPARTMENT
301 Jones Street, Dalton, Georgia 30720
Phone: 706-278-9085

To: Assistant Chief Chris Crossen
From: Sergeant David Saylor
Re: 2023 Traffic Officer of the Year

The selected awardee has repeatedly proven himself through his tireless efforts to maintain orderliness on Dalton's roads.

Amongst many notable accomplishments, one cannot overlook his stance against drunk driving. By addressing many DUI-related offenses, he effectively deterred individuals from engaging in such dangerous behavior, safeguarding lives within the community. Furthermore, his relentless pursuit of speeding violators underscores his dedication to promoting adherence to traffic regulations, which could prevent severe injuries or loss of life due to high-speed collisions.

He has demonstrated exceptional proficiency in combating distracted driving, a pervasive issue plaguing modern society. Additionally, his involvement in enforcing occupant protection laws exemplified his concern for driver and passenger welfare, reflecting a holistic approach to traffic safety.

Beyond direct enforcement activities, He played an integral role in educating the public about responsible driving practices. He actively participated in various events organized by the department, providing knowledge about traffic safety to audiences of diverse age groups. Such initiatives are crucial for fostering safer driving habits among motorists across all demographics.

It is our pleasure to recognize Officer Ruben Ruiz as the recipient of the 2023 Traffic Officer of the Year Award.

William C Cason III
Chief of Police
CCason@daltonga.gov
www.daltonga.gov



Public Safety Commission
Terry Mathis
Truman Whitfield
Alex Brown
Lane Jackson

DALTON POLICE DEPARTMENT
301 Jones Street, Dalton, Georgia 30720
Phone: 706-278-9085

May 28, 2024

Bernice Kumnick
Dalton Police Department
301 Jones Street
Dalton GA 30720

Dear Bernice,

I am writing to commend you for your outstanding work on March 24, 2024 while at an event where the near drowning of a three-year-old child was taking place. Your willingness and ability to remain calm and patient to help resolve the situation and protect the life of the child in distress as well as the well-being of other children present is an excellent example of meeting a citizen's needs in a time of distress. Your actions reinforce the values and mission of our department in that we aim every day to provide a safe environment with professional quality police service. I want to thank you again for your outstanding service to our community.

Best Regards,

A handwritten signature in blue ink, appearing to read "Cliff Cason".

Cliff Cason
Chief of Police

William C Cason III
Chief of Police
CCason@daltonga.gov
www.daltonga.gov



Public Safety Commission
Terry Mathis
Truman Whitfield
Alex Brown
Lane Jackson

DALTON POLICE DEPARTMENT
301 Jones Street, Dalton, Georgia 30720
Phone: 706-278-9085

May 28, 2024

Detective Matthew Kumnick
Dalton Police Department
301 Jones Street
Dalton GA 30720

Dear Detective Kumnick,

I am writing to commend you for your outstanding work while off-duty on March 24, 2024 at the scene of a near drowning involving a three-year-old child. Your willingness to act knowing there were likely life-threatening injuries and potential hazards are a great example of the professionalism and courage we provide for our community every day. Your actions reinforce the values and mission of our department in that we aim every day to provide a safe environment with professional quality police service. I want to thank you again for your outstanding service to our community.

Best Regards,

A handwritten signature in blue ink, appearing to read "William C Cason III".

Cliff Cason
Chief of Police

Award for

OUTSTANDING

PERFORMANCE



Detective Matthew Kumnick

For your dedication and unselfish acts on March 24, 2024 that directly contributed to the preservation of human life. We are proud of you and your actions. You are a direct reflection of the pride we take in our profession and a great example of the selfless acts that our men and women take to help others.

May 28, 2024

Date

Chief of Police, Cliff Cason

William C Cason III
Chief of Police
CCason@daltonga.gov
www.daltonga.gov



Public Safety Commission
Terry Mathis
Truman Whitfield
Alex Brown
Lane Jackson

DALTON POLICE DEPARTMENT

301 Jones Street, Dalton, Georgia 30720
Phone: 706-278-9085

May 28, 2024

Officer Bruce Franks
Georgia Northwestern Technical College
Police Department

Dear Officer Franks,

I am writing to commend you for your outstanding work while off-duty on March 24, 2024 at the scene of a near drowning involving a three-year-old child. Your willingness to act knowing there were likely life-threatening injuries and potential hazards are a great example of the professionalism and courage we provide for our community every day. Your actions reinforce the values and mission of our profession in that we aim every day to provide a safe environment with professional quality police service. I want to thank you again for your outstanding service to our community and this family in their time of need.

Best Regards,

A handwritten signature in blue ink, appearing to read "Cliff Cason".

Cliff Cason
Chief of Police
Dalton Police Department

Award for
OUTSTANDING

PERFORMANCE



Officer Bruce Franks

For your dedication and unselfish acts on March 24, 2024 that directly contributed to the preservation of human life. We are proud of you and your actions. You are a direct reflection of the pride we take in our profession and a great example of the selfless acts that our men and women take to help others.

May 28, 2024

Date

Cliff Cason

Chief of Police, Cliff Cason

CITY OF DALTON
PUBLIC SAFETY COMMISSION
MINUTES
APRIL 23, 2024

The regular meeting for the Public Safety Commission was held today in the Council Chambers of City Hall. Present were Chairman Truman Whitfield, Commissioners Alex Brown, Terry Mathis, Lane Jackson, Fire Chief Matt Daniel, Police Chief Cliff Cason, City Attorney Jonathan Bledsoe, City Administrator Andrew Parker, Assistant City Administrator Todd Pangle, and Mayor Annalee Sams.

AGENDA APPROVAL

On the motion of Commissioner Brown, second Commissioner Jackson the Commission approved the agenda as presented

PERSONNEL MATTERS

Fire Department – Certificate of Commendation

Fire Chief Matt Daniel presented Firefighter Keith Locke with the Fire Department’s Certificate of Commendation for providing aid to an individual in cardiac arrest on March 11, 2024. The commission thanked and commended Firefighter Keith Locke.

Fire Department – Promotion

On the motion of Commissioner Brown, second Commissioner Jackson, the Commission promoted Captain Chad Young to the Rank of Battalion Chief. The vote was unanimous in favor.

PUBLIC COMMENTARY

There were no public comments.

MINUTES

The Commissioners were presented written copies of the regular meeting minutes for March 26, 2024. On the motion of Commissioner Brown, second Commissioner Mathis, the minutes were approved as presented. The vote was unanimous in favor.

POLICE DEPARTMENT

Crime and Crash Statistics for March 2024

Police Chief Cliff Cason gave a written and oral summary of the Crime and Crash Statistical Reports for the month of March 2024. As noted in the written summary, Chief Cason reported the Year to Date Part I crimes are approximately 17.11% lower and Part II crimes are approximately 16.2% lower when compared to the past 5-year average. Chief Cason further reported there were 136 non-private property crashes reported for the month and crashes increased over the previous month.

On the motion of Commissioner Brown, second Commissioner Jackson, the report was approved. The complete report in its entirety is a part of these minutes. The vote was unanimous in favor.

Financial Statistics for March 2024

Police Chief Cliff Cason presented the Financial Report for all divisions within the Dalton Police Department for the month of March 2024. Chief Cason reported the department has expended 20.7% of the budget, and is on track for the remainder of FY 2024.

On the motion of Commissioner Brown, second Commissioner Jackson, the financial report was approved. The complete report in its entirety is a part of these minutes. The vote was unanimous in favor.

POLICE DEPARTMENT

.... Continued

Written Directive Review

Police Chief Cliff Cason presented the following Written Directive reviews for approval:

- 4.18 Public Safety Cadet Program
- 4.19 Emergency Death, Serious Injury, or Serious Illness
- 6.1 Emergency Call-Out and Notifications
- 6.2 Hazardous Materials Incident Response
- 6.7 Automated Emergency Notification System

On the motion of Commissioner Brown, second Commissioner Mathis, the Commission adopted the Written Directives. The written directives are a part of these minutes. The vote was unanimous in favor.

FIRE DEPARTMENT

Monthly Statistical Report – March 2024

Fire Chief Matt Daniel presented the March 2024 Statistical Report to the Commission. Chief Daniel outlined details of the complete report, which included the Incident Report with 302 Total Responses, an Injuries and Property Report, Incident List by Incident Number, Training Division Monthly Report, Fire Safety Division Monthly Report and the Inspection Summary.

On the motion of Commissioner Brown, second Commissioner Jackson, the Commissioners approved the Statistical Report for the Fire Department. A copy of the report is a part of these minutes. The vote was unanimous in favor.

Monthly Financial Report – March 2024

Fire Chief Matt Daniel presented the Financial Report for the month of March 2024 to the Commission. Chief Daniel stated the department has expended 20% of the budget, and is on track for the remainder of FY 2024.

On the motion of Commissioner Brown, second Commissioner Jackson, the Commissioners approved the Financial Report for the Fire Department. A copy of the report is a part of these minutes. The vote was unanimous in favor.

ADJOURNMENT

There being no further business to come before the Commissioners, on the motion of Commissioner Brown, second Commissioner Jackson, the meeting was adjourned at 9:27 a.m.

Truman Whitfield, Chairman

ATTEST:

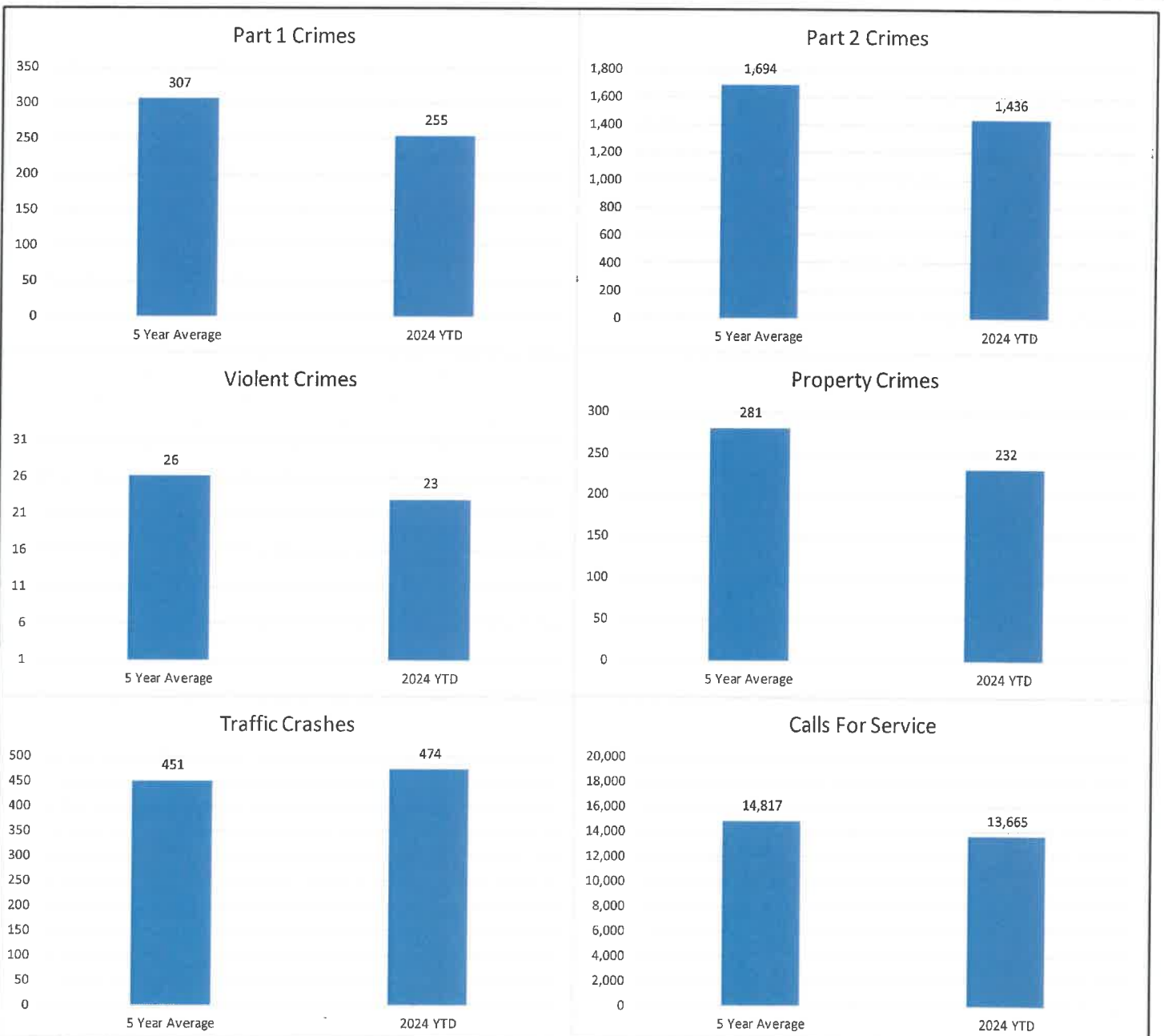
Alex Brown, Secretary

**DALTON POLICE DEPARTMENT
PUBLIC SAFETY COMMISSION MEETING
MAY 28, 2024**

Summary of Data and Crime Statistics for April 2024

General

The following statistics compare 2024 year-to-date statistics with the previous five years. Part 1 crimes are approximately 16.94% lower than the five-year average. Part 2 crimes are approximately 15.2% lower than the five-year average. Property crimes show a decrease of approximately 17.4% from the five-year average. Violent crimes show a decrease of approximately 12.2% from the average. Traffic crashes are approximately 5.1% higher than the five-year average. Calls for service show a decrease of approximately 7.8% during the same time.



**DALTON POLICE DEPARTMENT
PUBLIC SAFETY COMMISSION MEETING
MAY 28, 2024**

**DALTON POLICE DEPARTMENT
CRIME STATISTICS**

	INCIDENTS				CLEARANCES				ARRESTS			
			2024	2023			2024	2023			2024	2023
	4/24	4/23	YTD	YTD	4/24	4/23	YTD	YTD	4/24	4/23	YTD	YTD
Part I Offenses												
Homicide	0	0	0	0	0	0	0	0	0	0	0	0
Rape	1	4	5	9	0	0	1	1	0	0	1	0
Robbery	0	1	3	2	0	2	3	5	0	2	3	5
Aggravated Assault	2	3	15	10	4	4	11	8	3	4	8	7
Burglary	4	2	28	14	5	0	13	8	3	0	11	2
Larceny - Theft	51	70	187	258	17	40	95	143	13	34	66	101
Motor Vehicle Theft	9	3	16	15	6	1	11	6	2	0	5	1
Arson	0	0	1	1	0	0	0	1	0	0	0	1
PART I SUBTOTAL	67	83	255	309	32	47	134	172	21	40	94	117
Part II Offenses												
Other Assaults - not agg.	36	28	121	110	21	20	101	93	18	11	69	56
Forgery/Counterfeiting	7	6	28	33	1	1	11	19	0	1	6	15
Fraud	18	26	65	86	5	0	13	16	3	0	9	13
Embezzlement	0	0	0	0	0	0	0	1	0	0	0	0
Stolen Property	0	1	0	2	0	2	0	2	0	2	0	2
Vandalism	15	24	52	82	8	3	25	31	4	1	10	24
Weapons Violations	2	0	8	12	2	4	14	17	2	4	13	17
Commercial Sex	0	0	0	0	0	0	0	0	0	0	0	0
Other Sex Offenses	9	5	21	17	3	2	11	6	2	0	7	2
Drug Sales	12	2	26	11	10	2	24	10	10	2	24	10
Drug Possession	7	14	44	76	9	12	41	66	8	12	37	54
Gambling	0	0	0	0	0	0	0	0	0	0	0	0
Offenses Against Family/Children	2	2	20	18	0	0	13	12	0	0	13	10
Liquor Violations	7	2	25	22	5	1	21	19	5	1	21	19
Drunkenness	6	3	16	28	3	4	13	31	3	4	13	31
Other Disorderly Conduct	9	11	61	55	8	16	66	65	7	12	56	51
Curfew Violations	1	1	1	5	0	0	0	5	0	0	0	4
All Other Offenses	215	243	858	1022	183	310	727	1292	175	299	680	1221
DUI	19	10	90	62	18	8	87	61	18	8	87	61
Human Trafficking	0	0	0	0	0	0	0	0	0	0	0	0
PART II SUBTOTAL	365	378	1436	1641	276	385	1167	1746	255	357	1045	1590
PART I AND II TOTAL	432	461	1691	1950	308	432	1301	1918	276	397	1139	1707

	Crashes				Enforcement				
	4/24	4/23	2024 YTD	2023 YTD	4/24	4/23	2024 YTD	2023 YTD	
Public Roadway	124	113	474	468	Citations	456	715	2,339	2,569
911 Calls	2,931	4,039	13,665	17,284	Warnings	377	950	2,092	3,551
					Totals	833	1,665	4,431	6,120

**DALTON POLICE DEPARTMENT
PUBLIC SAFETY COMMISSION MEETING
MAY 28, 2024**

April 2024 Crash Statistics

In April 2024 there were 124 non-private property crashes reported. Injury crashes and total injuries decreased from the previous month. Rear end crashes were the most prevalent during April 2024. Following too closely was the leading contributing factor in non-injury crashes. Failure to yield was the leading contributing factor for injury crashes. Walnut Ave had the highest number of non-injury and injury crashes.

April 2024 Crash Statistics						
Total Crashes	April 2024	March 2024	Change	YTD 2024	YTD 2023	Change
	124	136	-8.8%	474	468	1.3%
Injury Crashes	Total	Complaint	Minor	Serious	Fatality	Multiple
	27	16	9	2	0	9
Total Injuries	37					
DUI Crashes	Speed Crashes	Distracted Crashes		Following Too Closely Crashes		
3	11	12		28		
Day of the Week	Total		Time of Day	Total		
Monday	25		0000 - 0559	3		
Tuesday	23		0600 - 0859	23		
Wednesday	16		0900 - 1059	7		
Thursday	9		1100 - 1359	23		
Friday	24		1400 - 1559	25		
Saturday	17		1600 - 1859	32		
Sunday	10		1900 - 2159	9		
			2200 - 2359	2		
Collision Type	Total		Contributing Factors	Total		
Rear End	49		Following Too Closely	28		
Angle	42		Failure to Yield	20		
Sideswipe - Same Direction	17		Changed Lanes Improperly	15		
Collision with an Object	13		Distracted	11		
Sideswipe - Opposite Direction	3		Too Fast for Conditions	11		
Top Streets	Total Crashes	% Total	Injuries	% Injuries		
Walnut Ave	23	18.5%	10	27.0%		
Chattanooga Rd	15	12.1%	5	13.5%		
Glenwood Ave	8	6.5%	0	0.0%		
Thornton Ave	8	6.5%	5	13.5%		
Tibbs Rd	6	4.8%	0	0.0%		

DALTON POLICE DEPARTMENT
PUBLIC SAFETY COMMISION MEETING
MAY 28, 2024

SUMMARY OF THE FINANCIAL STATISTICS FOR APRIL 2024

The police department budget for FY 2024 is now in its implementation, and we have expended approximately 31.6% of our 2024 budget at this point in the budget cycle. Currently, we believe there will be sufficient funds to accomplish our 2024 goals and meet the needs of the department.

YEAR-TO-DATE BUDGET REPORT



FOR 2024 04

ACCOUNTS FOR:	ORIGINAL APPROP	TRANSFRS/ADJSTMNTS	REVISED BUDGET	YTD EXPENDED	ENCUMBRANCES	AVAILABLE BUDGET	PCT USED
0010 GENERAL FUND - OPERATING							
321000 PD ADMINISTRATION							
321000 511100 WAGES - REGULAR	497,000	0	497,000	142,815.26	.00	354,184.74	28.7%
321000 511300 WAGES - OVERTIME	2,000	0	2,000	.00	.00	2,000.00	0.0%
321000 512100 GROUP INSURANCE	40,000	0	40,000	11,154.06	.00	28,845.94	27.9%
321000 512200 FICA & MEDICARE	38,000	0	38,000	11,382.40	.00	26,617.60	30.0%
321000 512401 RETIREMENT DCP	16,000	0	16,000	4,720.86	.00	11,279.14	29.5%
321000 512402 RETIREMENT DBP	143,000	0	143,000	44,070.94	.00	98,929.06	30.8%
321000 512403 RETIREMENT STATE	1,200	240	1,440	3,400.00	.00	1,040.00	27.8%
321000 512700 WORKERS COMPENSAT	10,000	0	10,000	3,336.00	.00	6,664.00	33.4%
321000 512900 OTHER EMPLOYEE BE	4,000	0	4,000	3,988.50	.00	3,011.50	24.7%
321000 512915 CLEANING ALLOWANC	2,400	0	2,400	264.50	.00	2,135.50	11.0%
321000 512916 CLOTHING ALLOWANC	2,400	0	2,400	.00	.00	2,400.00	0.0%
321000 521210 PROFESSIONAL - LE	20,000	0	20,000	6,335.00	.00	13,665.00	31.7%
321000 521300 TECHNICAL CONTRAC	4,000	0	4,000	.00	.00	4,000.00	0.0%
321000 522220 EQUIPMENT MAINT &	5,000	0	5,000	2,635.01	.00	2,364.99	52.7%
321000 522230 VEHICLE REPAIRS &	4,000	0	4,000	45.79	.00	3,954.21	1.1%
321000 522320 RENTAL - EQUIPMEN	9,000	0	9,000	1,537.06	.00	7,462.94	17.1%
321000 523100 INSURANCE COMMERC	145,000	0	145,000	8,910.48	.00	136,089.52	6.1%
321000 523200 COMMUNICATIONS	50,000	0	50,000	14,393.05	.00	35,606.95	28.8%
321000 523210 POSTAGE	4,000	0	4,000	309.82	.00	3,690.18	7.7%
321000 523400 PRINTING & BINDIN	3,000	0	3,000	2,358.05	.00	640.95	78.6%
321000 523500 TRAVEL	12,000	0	12,000	1,623.60	.00	10,376.40	13.5%
321000 523600 DUES & FEES	5,000	0	5,000	1,357.99	165.00	3,477.01	30.5%
321000 523630 RADIO SUBSCRIBER F	27,000	0	27,000	23,155.20	.00	2,344.80	90.8%
321000 523700 TRAINING & EDUCAT	8,000	0	8,000	1,242.00	.00	6,755.00	15.6%
321000 523850 CONTRACT LABOR	5,000	0	5,000	1,200.00	.00	3,800.00	24.0%
321000 523920 SOFTWARE LICENSES	180,000	0	180,000	76,867.63	13,348.31	89,784.06	50.1%
321000 531100 SUPPLIES - GENERA	1,000	0	1,000	33.05	.00	966.95	3.3%
321000 531110 SUPPLIES - OFFICE	2,000	0	2,000	174.10	.00	1,825.90	8.7%
321000 531250 OIL	1,000	0	1,000	.00	.00	1,000.00	0.0%
321000 531270 GASOLINE	7,000	0	7,000	1,788.08	.00	5,211.92	25.5%
321000 531300 MEALS - FOOD	2,000	0	2,000	.00	.00	2,000.00	0.0%
321000 531600 SMALL EQUIPMENT <	2,000	0	2,000	.00	.00	2,000.00	0.0%
321000 531700 OTHER SUPPLIES	2,000	0	2,000	339.20	.00	1,660.80	17.0%
TOTAL PD ADMINISTRATION	1,254,000	-1,260	1,252,740	363,441.63	13,513.31	875,785.06	30.1%

YEAR-TO-DATE BUDGET REPORT

FOR 2024 - 04

ACCOUNTS FOR:	GENERAL FUND - OPERATING	ORIGINAL APPROP	TRANSFRS/ADJUSTMTS	REVISED BUDGET	YTD EXPENDED	ENCUMBRANCES	AVAILABLE BUDGET	PCT USED
322100 PD CRIMINAL INVESTIGATION DIV								
322100 511100	WAGES - REGULAR	1,150,000	0	1,150,000	320,256.93	.00	829,743.07	27.8%
322100 511300	WAGES - OVERTIME	41,000	0	41,000	4,734.84	.00	36,265.16	11.5%
322100 512100	GROUP INSURANCE	211,000	0	211,000	52,828.48	.00	158,171.52	25.0%
322100 512200	FICA & MEDICARE	91,000	0	91,000	25,233.60	.00	65,766.40	27.7%
322100 512401	RETIREMENT DCP	71,000	0	71,000	20,284.41	.00	50,715.59	28.6%
322100 512402	RETIREMENT DBP	207,000	0	207,000	62,252.73	.00	144,747.27	30.1%
322100 512403	RETIREMENT STATE	5,000	960	5,960	1,450.00	.00	4,510.00	24.3%
322100 512700	WORKERS COMPENSAT	29,000	0	29,000	9,672.00	.00	19,328.00	33.4%
322100 512900	OTHER EMPLOYEE BE	7,000	0	7,000	2,214.12	.00	4,785.88	31.6%
322100 512915	CLEANING ALLOWANC	4,000	0	4,000	637.50	.00	3,362.50	15.9%
322100 512916	CLOTHING ALLOWANC	9,000	0	9,000	.00	.00	9,000.00	.0%
322100 522220	EQUIPMENT MAINT &	3,000	0	3,000	149.85	.00	2,850.15	5.0%
322100 522230	VEHICLE REPAIRS &	7,000	0	7,000	2,405.99	.00	4,594.01	34.4%
322100 523500	TRAVEL	17,000	0	17,000	6,912.07	1,090.80	8,997.13	47.1%
322100 523600	DUES & FEES	4,000	0	4,000	515.00	330.00	3,155.00	21.1%
322100 523700	TRAINING & EDUCAT	15,000	0	15,000	4,730.00	.00	10,270.00	31.5%
322100 523900	PEPI OTHER PURCHAS	20,000	0	20,000	200.00	.00	19,800.00	1.0%
322100 531100	SUPPLIES - GENERA	3,000	0	3,000	238.10	.00	2,761.90	7.9%
322100 531110	SUPPLIES - OFFICE	4,000	0	4,000	785.17	.00	3,214.83	19.6%
322100 531250	OIL	4,000	0	4,000	.00	.00	4,000.00	.0%
322100 531270	GASOLINE	18,000	0	18,000	7,068.70	.00	10,931.30	39.3%
322100 531300	MEALS - FOOD	1,000	0	1,000	.00	.00	1,000.00	.0%
322100 531600	SMALL EQUIPMENT <	8,000	0	8,000	.00	.00	8,000.00	.0%
322100 531700	OTHER SUPPLIES	5,000	0	5,000	860.85	.00	4,139.15	17.2%
TOTAL PD CRIMINAL INVESTIGATION DIV		1,934,000	960	1,934,960	523,430.34	1,420.80	1,410,108.86	27.1%



YEAR-TO-DATE BUDGET REPORT

FOR 2024 04

ACCOUNTS FOR:	GENERAL FUND - OPERATING	ORIGINAL APPROP	TRANSFRS/ADJUSTMTS	REVISED BUDGET	YTD EXPENDED	ENCUMBRANCES	AVAILABLE BUDGET	PCT USED
322300 PD PATROL								
322300	511100	WAGES - REGULAR	0	3,719,000	1,033,359.30	.00	2,685,640.70	27.8%
322300	511300	WAGES - OVERTIME	0	103,000	23,556.19	.00	79,443.81	22.9%
322300	512100	GROUP INSURANCE	0	611,000	163,023.85	.00	447,976.15	26.7%
322300	512200	FICA & MEDICARE	0	292,000	83,281.22	.00	208,718.78	28.5%
322300	512401	RETIREMENT DCP	0	403,000	96,189.17	.00	306,810.83	23.9%
322300	512402	RETIREMENT DBP	0	93,000	47,662.17	.00	45,337.83	51.2%
322300	512403	RETIREMENT STATE	0	22,000	5,450.00	.00	16,550.00	24.8%
322300	512700	WORKERS COMPENSAT	0	119,000	39,672.00	.00	79,328.00	33.3%
322300	512900	OTHER EMPLOYEE BE	0	29,000	7,694.20	.00	21,305.80	26.5%
322300	512915	CLEANING ALLOWANC	0	10,000	2,703.00	.00	7,297.00	27.0%
322300	522220	EQUIPMENT MAINT &	0	11,000	943.52	.00	10,056.48	8.6%
322300	522250	VEHICLE REPAIRS &	7,900	67,900	22,227.79	245.20	45,427.01	33.1%
322300	522300	SHOP VEHICLE EXP -	0	104,000	36,892.82	.00	67,107.18	35.5%
322300	523500	TRAVEL	0	70,000	26,458.57	1,687.00	41,854.43	40.2%
322300	523600	DUES & FEES	0	4,000	565.00	.00	3,435.00	14.1%
322300	523700	TRAINING & EDUCAT	0	42,000	12,447.00	240.00	29,313.00	30.2%
322300	531100	SUPPLIES - GENERA	0	6,000	588.65	.00	5,411.35	9.8%
322300	531110	SUPPLIES - OFFICE	0	3,000	546.87	.00	2,453.13	18.2%
322300	531170	UNIFORMS	0	60,000	29,859.85	964.36	29,175.79	51.4%
322300	531250	OIL	0	3,000	.00	.00	3,000.00	0.0%
322300	531270	GASOLINE	0	165,000	53,965.66	.00	111,034.34	32.7%
322300	531300	MEALS - FOOD	0	2,000	.00	.00	2,000.00	0.0%
322300	531600	SMALL EQUIPMENT <	0	40,000	9,749.50	.00	30,250.50	24.4%
322300	531700	OTHER SUPPLIES	0	5,000	328.18	.00	4,671.82	6.6%
TOTAL PD PATROL			7,900	5,983,900	1,697,164.51	3,136.56	4,283,598.93	28.4%

YEAR-TO-DATE BUDGET REPORT

FOR 2024_04

ACCOUNTS FOR:	ORIGINAL APPROP	TRANSFRS/ADJUSTMTS	REVISED BUDGET	YTD EXPENDED	ENCUMBRANCES	AVAILABLE BUDGET	PCT USED
0010 GENERAL FUND - OPERATING							
322400 PD SUPPORT SERVICES							
322400 511100 WAGES - REGULAR	731,000	0	731,000	188,670.64	-00	542,329.36	25.8%
322400 511300 WAGES - OVERTIME	11,000	0	11,000	979.28	-00	10,020.72	8.9%
322400 512100 GROUP INSURANCE	166,000	0	166,000	36,774.93	-00	129,225.07	22.2%
322400 512200 FICA & MEDICARE	56,000	0	56,000	14,339.05	-00	41,660.95	25.6%
322400 512401 RETIREMENT DCP	48,000	0	48,000	12,075.58	-00	35,924.42	25.2%
322400 512402 RETIREMENT DBP	112,000	0	112,000	31,275.76	-00	80,724.24	27.9%
322400 512403 RETIREMENT STATE	1,500	300	1,800	400.00	-00	1,400.00	22.2%
322400 512700 WORKERS COMPENSAT	22,000	0	22,000	7,336.00	-00	14,664.00	33.3%
322400 512900 OTHER EMPLOYEE BE	4,500	0	4,500	1,319.02	-00	3,180.98	29.3%
322400 512915 CLEANING ALLOWANC	2,400	0	2,400	131.25	-00	2,268.75	5.5%
322400 512916 CLOTHING ALLOWANC	600	0	600	-00	-00	600.00	0%
322400 521300 TECHNICAL CONTRAC	18,000	0	18,000	1,098.25	-00	16,901.75	6.1%
322400 522140 LAWN CARE CONTRAC	13,000	0	13,000	1,980.50	-00	11,019.50	15.2%
322400 522210 BUILDING REPAIRS	40,000	0	40,000	11,320.79	-00	28,679.21	28.3%
322400 522230 VEHICLE REPAIRS &	3,000	0	3,000	433.87	-00	2,566.13	14.5%
322400 523500 TRAVEL	25,000	0	25,000	1,541.00	-00	23,459.00	6.2%
322400 523600 DUES & FEES	3,000	0	3,000	489.84	-00	2,510.16	16.3%
322400 523620 CREDIT CARD & BAN	1,000	0	1,000	39.80	-00	960.20	4.0%
322400 523700 TRAINING & EDUCAT	25,000	0	25,000	18,036.05	-00	6,963.95	72.1%
322400 531100 SUPPLIES - GENERA	3,000	0	3,000	608.74	-00	2,391.26	20.3%
322400 531110 SUPPLIES - OFFICE	3,000	0	3,000	280.14	-00	2,719.86	9.3%
322400 531120 UNIFORMS	4,000	0	4,000	2,271.21	-00	1,728.79	56.8%
322400 531150 SUPPLIES - GROUND	3,000	0	3,000	-00	-00	3,000.00	0%
322400 531155 SUPPLIES - BUILDI	28,000	0	28,000	2,839.26	-00	25,160.74	10.1%
322400 531200 UTILITIES	62,000	0	62,000	15,108.24	-00	46,891.76	24.4%
322400 531250 OIL	1,000	0	1,000	-00	-00	1,000.00	0%
322400 531270 GASOLINE	8,000	0	8,000	3,097.84	-00	4,902.16	38.7%
322400 531300 MEALS - FOOD	1,000	0	1,000	-00	-00	1,000.00	0%
322400 531600 SMALL EQUIPMENT <	2,000	0	2,000	-00	-00	1,820.03	9.0%
322400 531700 OTHER SUPPLIES	14,000	0	14,000	119.99	-00	13,880.01	.9%
TOTAL PD SUPPORT SERVICES	1,412,000	300	1,412,300	352,567.03	179.97	1,059,553.00	25.0%

YEAR-TO-DATE BUDGET REPORT

FOR 2024 04

ACCOUNTS FOR: 0010	GENERAL FUND - OPERATING	ORIGINAL APPROP	TRANSFRS/ ADJSTMNTS	REVISED BUDGET	YTD EXPENDED	ENCUMBRANCES	AVAILABLE BUDGET	PCT USED
322600 CUSTODY OF PRISONERS								
322600	523900 OTHER PURCHASED S	95,000	0	95,000	24,769.48	.00	70,230.52	26.1%
TOTAL CUSTODY OF PRISONERS		95,000	0	95,000	24,769.48	.00	70,230.52	26.1%
TOTAL GENERAL FUND - OPERATING		10,671,000	7,900	10,678,900	2,961,372.99	18,250.64	7,699,276.37	27.9%
TOTAL EXPENSES		10,671,000	7,900	10,678,900	2,961,372.99	18,250.64	7,699,276.37	

YEAR-TO-DATE BUDGET REPORT



FOR 2024 04

	ORIGINAL APPROP	TRANSFRS/ ADJ STMTS	REVISED BUDGET	YTD EXPENDED	ENCUMBRANCES	AVAILABLE BUDGET	PCT USED
GRAND TOTAL	10,671,000	7,900	10,678,900	2,961,372.99	18,250.64	7,699,276.37	27.9%

** END OF REPORT - Generated by Martha Lopez **

YEAR-TO-DATE BUDGET REPORT

FOR 2024 04

ACCOUNTS FOR: 0210	CONFISCATED ASSETS	ORIGINAL APPROP	TRANSFRS/ ADJSTMTS	REVISED BUDGET	YTD ACTUAL	ENCUMBRANCES	AVAILABLE BUDGET	PCT USE/COL
210001 REVENUES								
210001 351102 JUSTI FED SHARED F	0	0	0	0	-4,996.88	.00	4,996.88	100.0%
210001 351320 STATE CASH CONFISC	-50,000	-50,000	0	-50,000	-6,489.10	.00	-43,510.90	13.0%*
210001 361400 JUSTI INTEREST JUS	0	0	0	0	-74.45	.00	74.45	100.0%
210001 361400 STATE INTEREST INC	-2,800	-2,800	0	-2,800	-1,214.81	.00	-1,585.19	43.4%*
210001 361400 TREAS INTEREST TRE	-200	-200	0	-200	-154.05	.00	-45.95	77.0%*
210001 392100 STATE SALE OF ASSE	-8,000	-8,000	0	-8,000	-17,741.23	.00	9,741.23	221.8%
TOTAL REVENUES	-61,000	-61,000	0	-61,000	-30,670.52	.00	-30,329.48	50.3%

YEAR-TO-DATE BUDGET REPORT

FOR 2024 04

ACCOUNTS FOR: 0210 CONFISCATED ASSETS	ORIGINAL APPROP	TRANSFERS/ ADJ/STMT'S	REVISED BUDGET	YTD ACTUAL	ENCUMBRANCES	AVAILABLE BUDGET	PCT USE/COL
210415 EXPENDITURES							
210415 521100 STATE OFFICIAL/ADM	4,500	0	4,500	849.81	998.87	2,651.32	41.1%
210415 523200 STATE COMMUNICATIO	23,000	0	23,000	5,615.39	.00	17,384.61	24.4%
210415 523300 STATE ADVERTISING	100	0	100	.00	.00	100.00	.0%
210415 523600 STATE DUES & FEES	2,000	0	2,000	1,950.62	.00	49.38	97.5%
210415 523700 STATE TRAINING & E	15,000	0	15,000	.00	.00	15,000.00	.0%
210415 531600 STATE SMALL EQUIPM	40,000	0	40,000	.00	.00	40,000.00	.0%
210415 531700 STATE OTHER SUPPLI	400	0	400	18.00	.00	382.00	4.5%
TOTAL EXPENDITURES	85,000	0	85,000	8,433.82	998.87	75,567.31	11.1%
TOTAL CONFISCATED ASSETS	24,000	0	24,000	-22,236.70	998.87	45,237.83	-88.5%
TOTAL REVENUES	-61,000	0	-61,000	-30,670.52	.00	-30,329.48	
TOTAL EXPENSES	85,000	0	85,000	8,433.82	998.87	75,567.31	

YEAR-TO-DATE BUDGET REPORT



FOR 2024 04

	ORIGINAL APPROP	TRANSFRS/ADJSTMTS	REVISED BUDGET	YTD ACTUAL	ENCUMBRANCES	AVAILABLE BUDGET	PCT USE/COL
GRAND TOTAL	24,000	0	24,000	-22,236.70	998.87	45,237.83	-88.5%

** END OF REPORT -- Generated by Martha Lopez **



YEAR-TO-DATE BUDGET REPORT

FOR 2024 04

ACCOUNTS FOR:	ORIGINAL APPROP	TRANSFRS/ADJUSTMTS	REVISED BUDGET	YTD ACTUAL	ENCUMBRANCES	AVAILABLE BUDGET	PCT USE/COL
CAPITAL ACQUISITION FUND							
370001 REVENUES							
370001 361400 INTEREST INCOME	0	-50,000	-50,000	-37,025.82	.00	-12,974.18	74.1%*
TOTAL REVENUES	0	-50,000	-50,000	-37,025.82	.00	-12,974.18	74.1%

YEAR-TO-DATE BUDGET REPORT



FOR 2024 04

ACCOUNTS FOR:	ORIGINAL APPROP	TRANSFERS/ADJSTMTS	REVISED BUDGET	YTD ACTUAL	ENCUMBRANCES	AVAILABLE BUDGET	PCT USE/COL
0370 CAPITAL ACQUISITION FUND							
370002 OTHER FINANCING SOURCES							
370002 391000 GF TRANSFERS IN	0	-638,000	-638,000	-636,838.02	.00	-1,161.98	99.8%*
370002 392100 SALE OF ASSETS (G	0	-5,000	-5,000	-14,767.87	.00	9,767.87	295.4%
TOTAL OTHER FINANCING SOURCES	0	-643,000	-643,000	-651,605.89	.00	8,605.89	101.3%

YEAR-TO-DATE BUDGET REPORT

FOR 2024 04

ACCOUNTS FOR:	ORIGINAL APPROP	TRANSFRS/ADJUSTMTS	REVISED BUDGET	YTD ACTUAL	ENCUMBRANCES	AVAILABLE BUDGET	PCT USE/COL
0370 CAPITAL ACQUISITION FUND							
570005 EXPENDITURES							
370005 522210 610 FACILITY REPAIR	0	74,920	74,920	50,919.23	.00	24,000.77	68.0%
370005 522240 420 SITE R&M 2024	0	1,836,838	1,836,838	120.00	.00	1,836,718.00	0.0%
370005 523600 610 SITE REPAIRS & DUES & FEES	0	416,660	416,660	381,340.00	35,319.00	1.00	100.0%
370005 541100 132 SITES	0	4,000	4,000	1,640.87	.00	2,359.13	41.0%
370005 541300 132 BUILDINGS & BU	0	2,000,000	2,000,000	.00	.00	2,000,000.00	0.0%
370005 541300 610 BUILDINGS & BU	0	1,500,000	1,500,000	.00	.00	1,500,000.00	0.0%
370005 541400 132 INFRASTRUCTURE	0	133,000	133,000	.00	.00	133,000.00	0.0%
370005 542100 420 MACHINERY	0	97,980	97,980	7,890.00	.00	90,090.00	8.1%
370005 542200 132 VEHICLES	0	805,960	805,960	485,980.00	128,891.00	191,089.00	76.3%
370005 542200 320 VEHICLES	0	60,210	60,210	60,208.00	.00	2.00	100.0%
370005 542200 420 VEHICLES	0	309,710	309,710	296,315.92	13,394.08	.00	100.0%
370005 542200 610 VEHICLES	0	180,000	180,000	46,520.00	140,215.00	39,785.00	77.9%
370005 542400 153 COMPUTERS & CO	0	46,520	46,520	3,863.86	41,755.00	88,981.14	33.9%
370005 542500 320 OTHER EQUIPMEN	0	134,600	134,600	.00	43,169.97	-179.97	100.4%*
370005 542500 420 OTHER EQUIPMEN	0	42,990	42,990	.00	43,169.97	-179.97	100.4%*
TOTAL EXPENDITURES	0	7,643,388	7,643,388	1,334,797.88	402,744.05	5,905,846.07	22.7%
TOTAL CAPITAL ACQUISITION FUND	0	6,950,388	6,950,388	646,166.17	402,744.05	5,901,477.78	15.1%
TOTAL REVENUES	0	-693,000	-693,000	-688,631.71	.00	-4,368.29	
TOTAL EXPENSES	0	7,643,388	7,643,388	1,334,797.88	402,744.05	5,905,846.07	

YEAR-TO-DATE BUDGET REPORT

FOR 2024 04

	ORIGINAL APPROP	TRANSFERS/ ADJUSTMENTS	REVISED BUDGET	YTD ACTUAL	ENCUMBRANCES	AVAILABLE BUDGET	PCT USE/COL
GRAND TOTAL	0	6,950,388	6,950,388	646,166.17	402,744.05	5,901,477.78	15.1%

** END OF REPORT - Generated by Martha Lopez **

**STATE DRUG SEIZURES
(Funds)**

Date	Case Number	Remarks	Deposit	Expenditure	January 1, 2023 Starting Balance
1/31/2024		Interest	445.47		223,961.10
2/8/2024	PO 21230042	AT&T Nov 29 - Dec 28 Cell Phones		1,606.97	224,406.57
2/8/2024	PO 21230043	Frank's Wrecker - Towed Vehicles - 2008 Chevrolet C Series, 1984 Chevrolet Caprice, & 2010 Mercedes CL Class		345.00	222,799.60
2/8/2024		GovDeals Fees for Items Sold		1,631.99	220,822.61
2/8/2024		GoveDeals Sold - Ryobi 1800 Generator	337.50		221,160.11
2/8/2024	PO 21240001	AT&T Dec 29 - Jan 28 Cell Phones		1,607.47	219,552.64
2/29/2024		Interest	385.81		219,938.45
3/21/2024	PO 21240002	Title for Seized Vehicle - 2007 Silver Nissan Altima		18.00	219,920.45
3/21/2024	PO 21240003	AT&T Jan 29 - Feb 28 Cell Phones		2,368.14	217,552.31
3/22/2024		Rico Seizure	451.00		218,003.31
3/27/2024		GovDeals Sold - 2000 Cadillac Deville	928.12		218,931.43
3/29/2024		Interest	383.53		219,314.96
4/1/2024		GovDeals Sold - 2005 Blue Hummer H2	6,187.50		225,502.46
4/3/2024		GovDeals Sold - DJ Equipment Set	6,187.50		231,689.96
4/10/2024		GovDeals Sold - Beatbox Speaker	50.62		231,740.58
4/23/2024		GovDeals Sold - 3 Pairs of Yeezy Boost	247.50		231,988.08
4/23/2024		GovDeals Sold - 3 Pairs of Yeezy Boost	292.50		232,280.58
4/23/2024		GovDeals Sold - DJI Mavic Pro Drone	236.25		232,516.83
4/23/2024		GovDeals Sold - DJ Equipment Set	2,250.00		234,766.83
4/23/2024	PO 21240004	AT&T Feb 29 - Mar 28 Cell Phones		1,639.78	233,127.05
4/23/2024		GovDeals Fees for Items Sold		1,950.62	231,176.43
4/26/2024	PO 21240005	DA's Office - Torres-Villavicencio Seizure Court Costs		228.60	230,947.83

**STATE DRUG SEIZURES
(Funds)**

Date	Case Number	Remarks	Deposit	Expenditure	January 1, 2023 Starting Balance
4/26/2024	PO 21240006	Clerk's Office - Torres-Villavicencio Seizure Court Costs		82.00	230,865.83
4/26/2024	PO 21240007	DA's Office - Real Seizure Court Costs		66.90	230,798.93
4/26/2024	PO 21240008	Clerk's Office - Real Seizure Court Costs		82.00	230,716.93
4/26/2024	PO 21240009	DA's Office - Hilley Seizure Court Costs		308.31	230,408.62
4/26/2024	PO 21240010	Clerk's Office - Hilley Seizure Court Costs		82.00	230,326.62
4/30/2024		Real Seizure	669.00		230,995.62
4/30/2024		Torres-Villavicencio Seizurre	2,286.00		233,281.62
4/30/2024		Hilley Seizure	3,083.10		236,364.72
4/30/2024		Interest	444.54		236,809.26

**Federal Forfeitures Fund
Justice Funds**

Date	Case Number	Remarks	Deposit	Expenditure	January 1, 2024 Starting Balance
					13,547.53
1/31/2024		Interest	26.95		13,574.48
2/29/2024		Interest	23.73		13,598.21
3/29/2024		Interest	23.77		13,621.98
3/29/2024		Dormant Fee		5.00	13,616.98
4/02/2024		Dormant Fee Refund	5.00		13,621.98
4/05/2024		22-DEA-694694	4,996.88		18,618.86
4/30/2024		Interest	34.10		18,652.96
			108.55		

Federal Forfeitures Fund
Treasury Funds

Date	Case Number	Remarks	Deposit	Expenditure	January 1, 2024 Starting Balance
1/31/2024		Interest	55.76		28,035.83
2/29/2024		Interest	49.10		28,091.59
3/29/2024		Interest	49.19		28,140.69
4/30/2024		Interest	54.37		28,189.88
					28,244.25
			208.42		



Dalton Fire Department

404 School Street, Dalton, GA 30720

Phone: 706-278-7363

Detailed Selected Statistics and Management Activity

By Incident Type

Report Period: 04/01/24 - 04/30/24 23:59:59

CODE	DESCRIPTOR	FREQUENCY	FREQ. PERCENT	EXPs	AVG # SUPPR. PERS	AVG # EMS PERS	AVG # OTHER PERS	AVG # SUPPR. APPR.	AVG # EMS APPR.	AVG # OTHER APPR.	AVERAGE # MAN HOURS	TOTAL MAN HOURS	AVERAGE RESPONSE TIME (min)
111	Building fire	2	0.67%	0	18	0	1.5	6	0.00	1	24.21	28.333333	4.15
113	Cooking fire, confined to container	1	0.33%	0	12	0	4	4	0.00	2	6.93	3.333333	4.97
118	Trash or rubbish fire, contained	1	0.33%	0	3	0	1	1	0.00	1	0.40	.350000	3.17
123	Fire in portable building, fixed location	1	0.33%	0	20	0	2	7	0.00	1	9.17	5.133333	3.38
131	Passenger vehicle fire	1	0.33%	0	3	0	0	1	0.00	0	2.80	2.800000	5.38
142	Brush or brush-and-grass mixture fire	1	0.33%	0	3	0	0	1	0.00	0	2.30	2.300000	4.32
151	Outside rubbish, trash or waste fire	2	0.67%	0	9.5	0	1	3	0.00	0.5	3.24	5.766666	2.78
251	Excessive heat, scorch burns with no ignition	1	0.33%	0	3	0	0	1	0.00	0	0.50	.500000	5.52
311	Medical assist, assist EMS crew	176	58.67%	0	0.02	3.1	0.01	0.01	1.02	0.01	1.01	173.81666 1	4.45
322	Motor vehicle accident with injuries	18	6.00%	0	0.39	5.61	0.33	0.11	1.89	0.28	2.40	35.316663	3.91
323	Motor vehicle/pedestrian accident (MV Ped)	1	0.33%	0	0	6	2	0	2.00	1	9.33	7.266666	4.20
324	Motor vehicle accident with no injuries.	6	2.00%	0	1.67	3.5	0	0.5	1.17	0	1.75	10.600000	1.86
340	Search for lost person, other	1	0.33%	0	0	3	2	0	1.00	1	7.25	7.250000	12.08
400	Hazardous condition, other	1	0.33%	0	3	0	0	1	0.00	0	0.90	.900000	4.07

CODE	DESCRIPTOR	FREQUENCY	FREQ. PERCENT	EXPS	AVG # SUPPR. PERS	AVG # EMS PERS	AVG # OTHER PERS	AVG # SUPPR. APPR.	AVG # EMS APPR.	AVG # OTHER APPR.	AVERAGE # MAN HOURS	TOTAL MAN HOURS	AVERAGE RESPONSE TIME (min)
411	Gasoline or other flammable liquid spill	1	0.33%	0	6	0	0	2	0.00	0	0.60	.500000	4.82
412	Gas leak (natural gas or LPG)	3	1.00%	0	4.67	0	0	1.67	0.00	0	1.63	4.583333	2.34
442	Overheated motor	1	0.33%	0	14	0	1	5	0.00	1	6.75	5.583333	4.78
444	Power line down	3	1.00%	0	8	0	0.33	2.67	0.00	0.33	4.17	14.683333	3.21
445	Arcing, shorted electrical equipment	5	1.67%	0	8.4	0	1	2.8	0.00	0.8	3.70	18.083331	3.64
500	Service Call, other	3	1.00%	0	3.33	0	0	1	0.00	0	1.96	5.466666	6.63
551	Assist police or other governmental agency	1	0.33%	0	0	0	1	0	0.00	1	0.42	.416666	9.43
553	Public service	4	1.33%	0	2.75	0	0.75	1	0.00	0.5	1.08	4.583333	0.55
611	Dispatched & canceled en route	15	5.00%	0	1.8	2.8	0.2	0.6	0.93	0.13	0.29	3.716665	0.00
621	Wrong location	1	0.33%	0	0	3	0	0	1.00	0	0.50	.500000	4.48
622	No incident found on arrival at dispatch address	8	2.67%	0	6.13	1.25	0.5	2	0.50	0.38	1.97	13.599998	5.41
651	Smoke scare, odor of smoke	4	1.33%	0	9.5	0	0.5	3	0.00	0.5	2.42	7.699998	5.66
671	HazMat release investigation w/no HazMat	2	0.67%	0	8.5	0	0.5	3	0.00	0.5	2.40	4.799999	4.78
700	False alarm or false call, other	1	0.33%	0	0	3	0	0	1.00	0	0.25	.250000	4.43
714	Central station, malicious false alarm	1	0.33%	0	9	0	1	3	0.00	1	4.67	3.066666	4.98
715	Local alarm system, malicious false alarm	2	0.67%	0	12	0	1.5	4	0.00	1	6.97	5.999999	4.48
731	Sprinkler activation due to malfunction	1	0.33%	0	12	0	2	4	0.00	1	8.63	5.433333	4.22
735	Alarm system sounded due to malfunction	4	1.33%	0	11.75	0	1.25	4	0.00	1	4.44	13.116664	5.20
741	Sprinkler activation, no fire - unintentional	1	0.33%	0	12	0	1	4	0.00	1	3.25	3.250000	3.90

CODE	DESCRIPTOR	FREQUENCY	FREQ. PERCENT	EXPs	AVG # SUPPR. PERS	AVG # EMS PERS	AVG # OTHER PERS	AVG # SUPPR. APPR.	AVG # EMS APPR.	AVG # OTHER APPR.	AVERAGE # MAN HOURS	TOTAL MAN HOURS	AVERAGE RESPONSE TIME (min)
743	Smoke detector activation, no fire - unintentional	9	3.00%	0	10.56	0	1	3.56	0.00	0.78	2.48	12.099996	4.76
744	Detector activation, no fire - unintentional	1	0.33%	0	12	0	1	4	0.00	1	7.80	7.400000	3.45
745	Alarm system activation, no fire - unintentional	16	5.33%	0	12.44	0	1	3.94	0.00	0.94	3.07	36.866656	4.39
Totals		300	100%	0	2.62	2.45	0.28	0.86	0.81	0.22	1.81	455.37	4.15
Mutual Aid Given Incidents		12											



Dalton Fire Department

404 School Street, Dalton, GA 30720

Phone: 706-278-7363

Breakdown by Incident Type

Report Period: 04/01/24 - 04/30/24 23:59:59

Incident Type	Incidents	Exposures
311 Medical assist, assist EMS crew	178	0
322 Motor vehicle accident with injuries	22	0
611 Dispatched & canceled en route	18	0
745 Alarm system activation, no fire - unintentional	17	0
743 Smoke detector activation, no fire - unintentional	9	0
622 No incident found on arrival at dispatch address	8	0
324 Motor vehicle accident with no injuries.	6	0
445 Arcing, shorted electrical equipment	5	0
651 Smoke scare, odor of smoke	5	0
553 Public service	4	0
735 Alarm system sounded due to malfunction	4	0
444 Power line down	3	0
500 Service Call, other	3	0
412 Gas leak (natural gas or LPG)	3	0
151 Outside rubbish, trash or waste fire	2	0
251 Excessive heat, scorch burns with no ignition	2	0
111 Building fire	2	0
715 Local alarm system, malicious false alarm	2	0
671 HazMat release investigation w/no HazMat	2	0
700 False alarm or false call, other	1	0
714 Central station, malicious false alarm	1	0
561 Unauthorized burning	1	0
621 Wrong location	1	0
731 Sprinkler activation due to malfunction	1	0

05/02/24 14:46:39

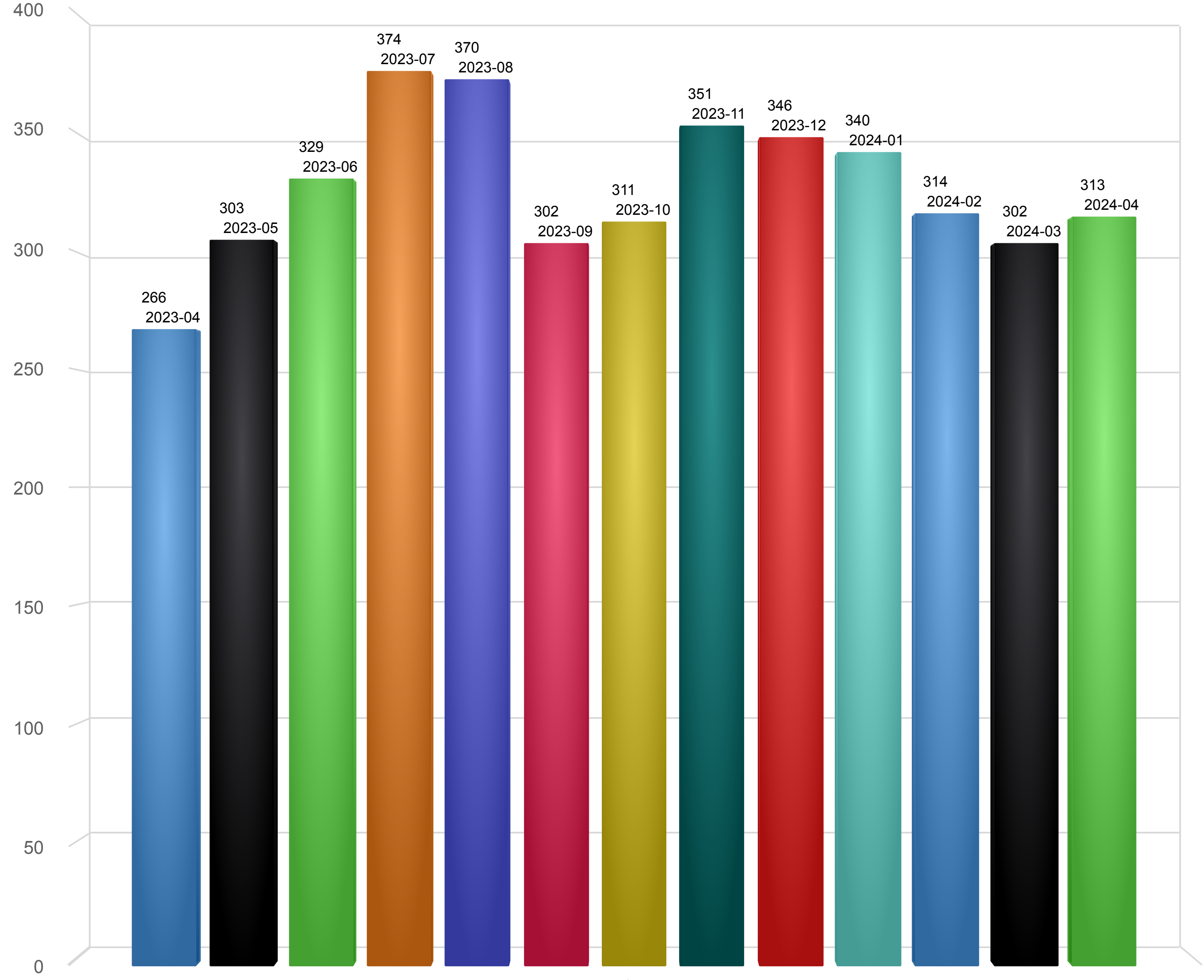
Incident Type	Incidents	Exposures
741 Sprinkler activation, no fire - unintentional	1	0
744 Detector activation, no fire - unintentional	1	0
113 Cooking fire, confined to container	1	0
118 Trash or rubbish fire, contained	1	0
123 Fire in portable building, fixed location	1	0
131 Passenger vehicle fire	1	0
142 Brush or brush-and-grass mixture fire	1	0
323 Motor vehicle/pedestrian accident (MV Ped)	1	0
442 Overheated motor	1	0
551 Assist police or other governmental agency	1	0
340 Search for lost person, other	1	0
400 Hazardous condition, other	1	0
411 Gasoline or other flammable liquid spill	1	0

	Incidents	Exposures
Total	313	0

Incidents by Months

04/01/2023-04/30/2024

- 2023-04
- 2023-05
- 2023-06
- 2023-07
- 2023-08
- 2023-09
- 2023-10
- 2023-11
- 2023-12
- 2024-01
- 2024-02
- 2024-03
- 2024-04



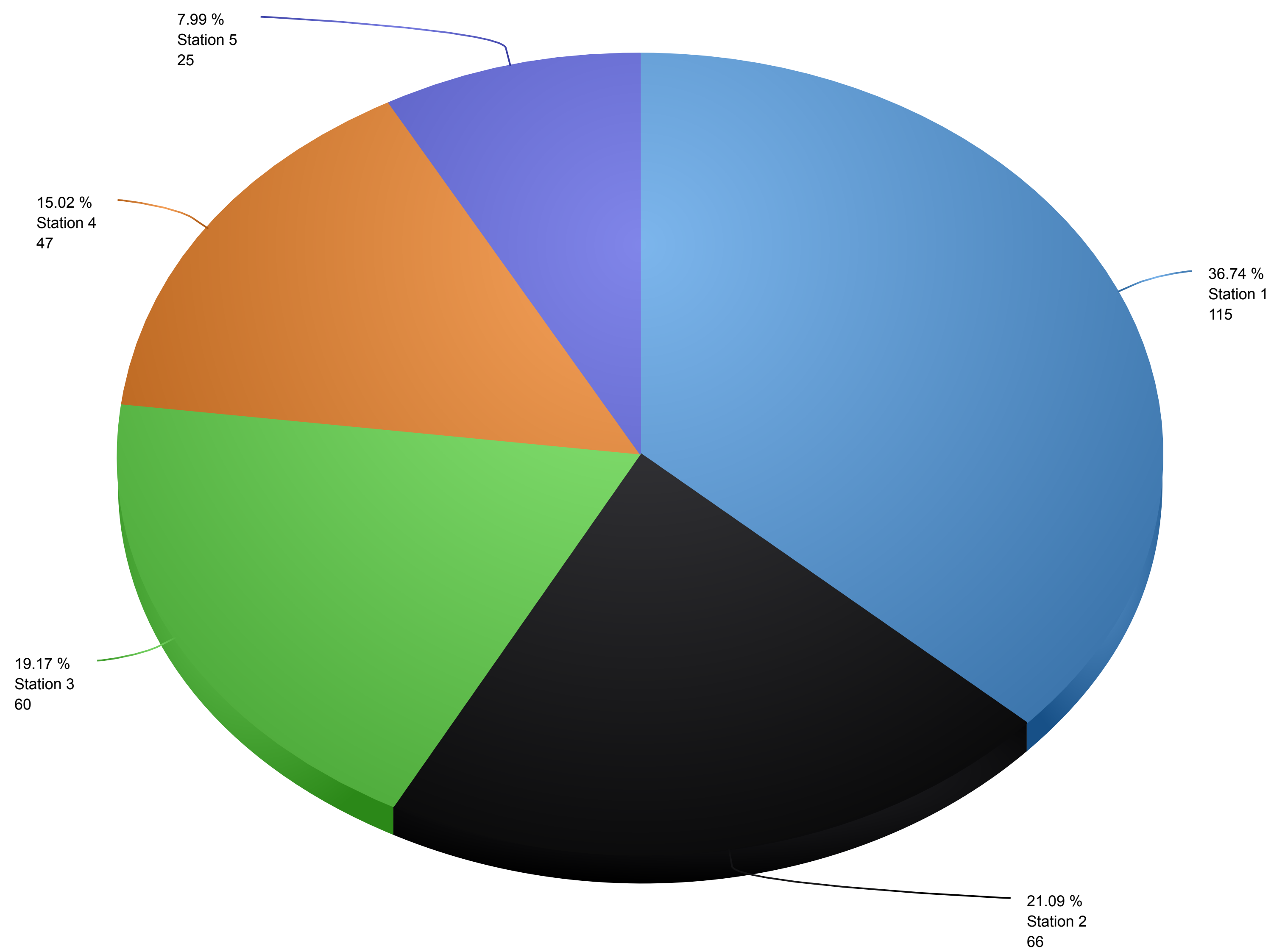
Incident Count

Total of Month: 4,221

Incidents by Stations

04/01/2024-04/30/2024

- Station 1
- Station 2
- Station 3
- Station 4
- Station 5



Total of Station: 313

Department Average Response Time (Alarm-> First Unit Arrival)

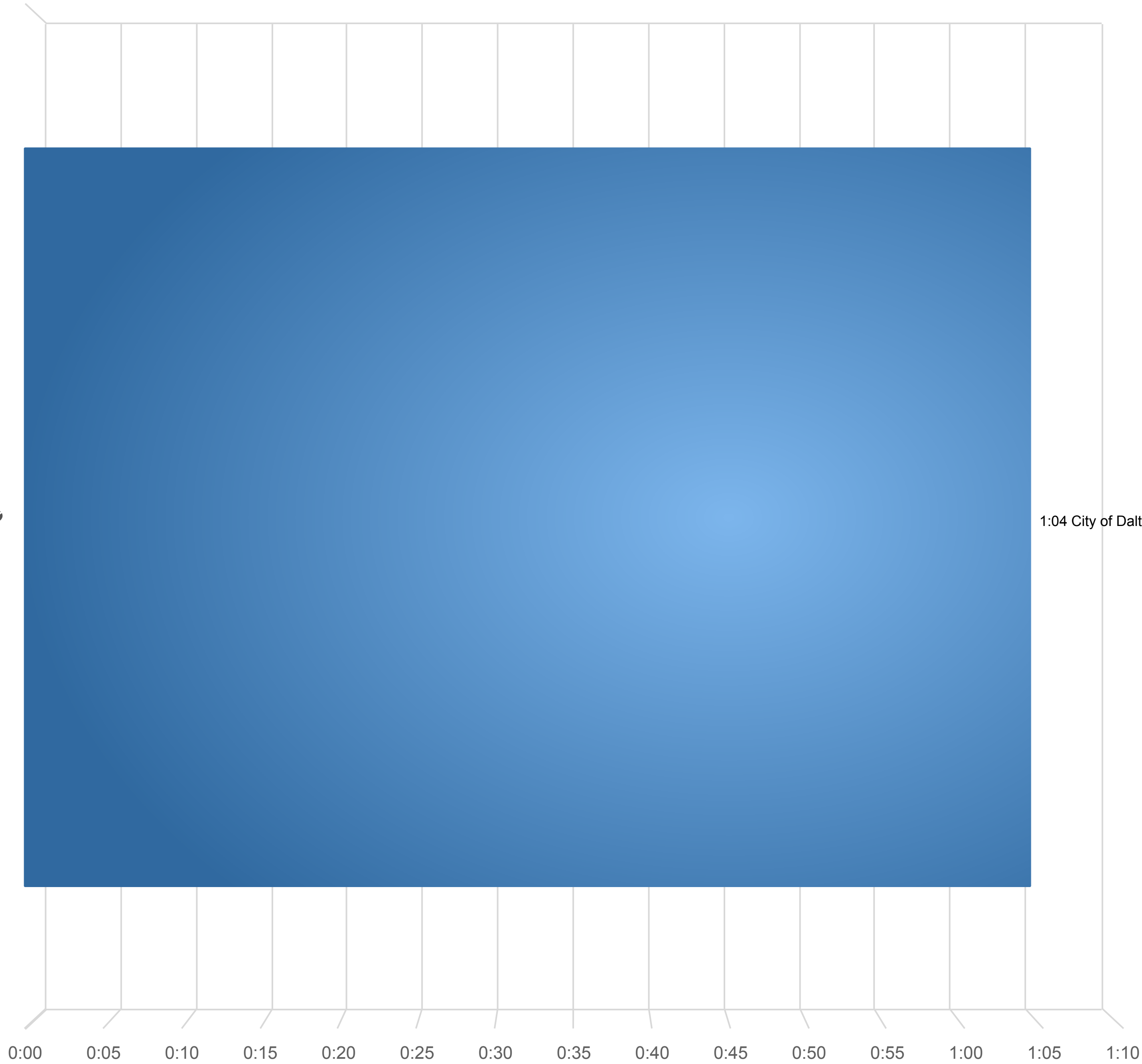
04/01/2024-04/30/2024



Department Average Turnout Time (Alarm-> First En Route)

04/01/2024-04/30/2024

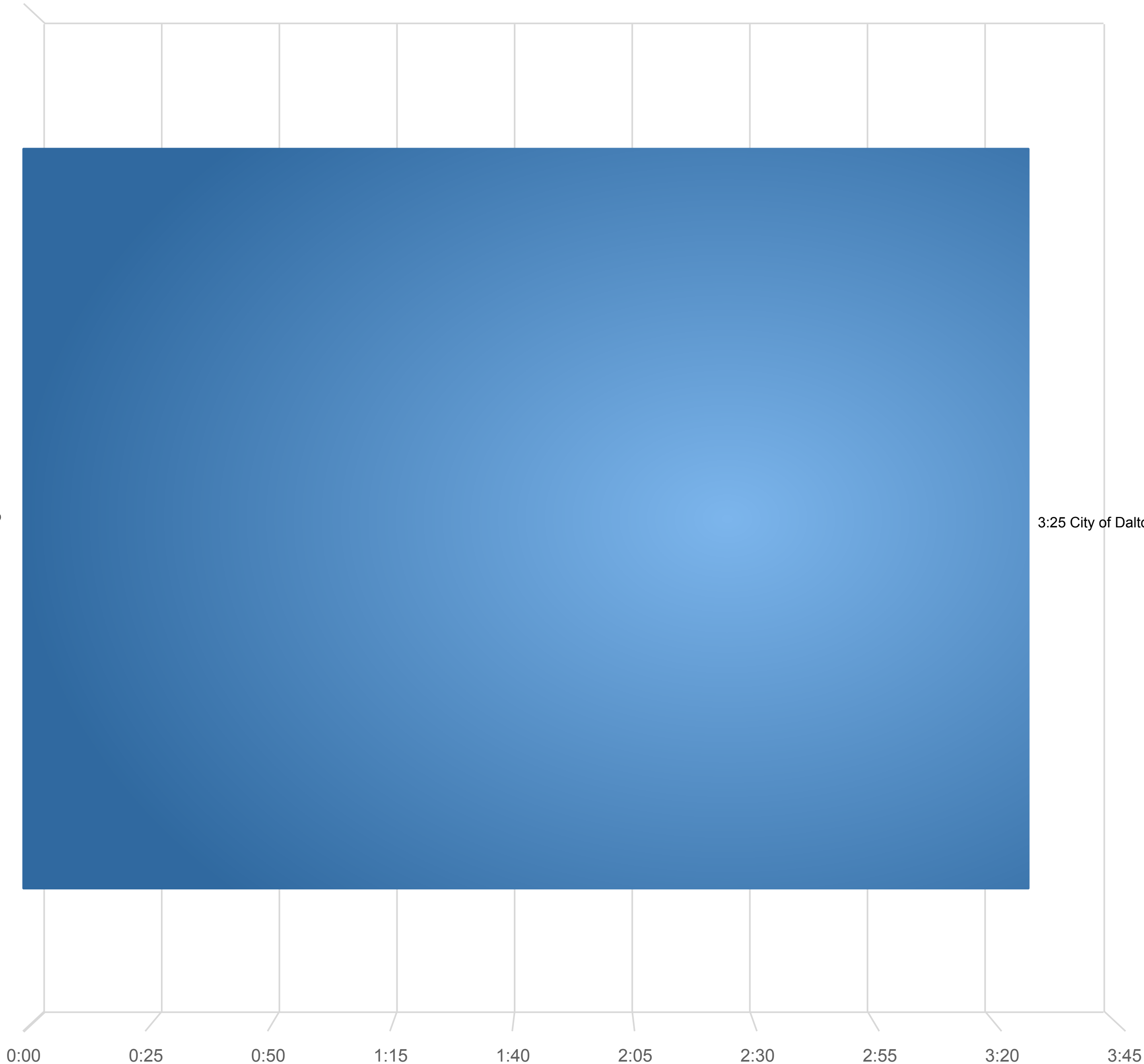
Turnout Time



Department Average Travel Time (First En Route -> First Unit Arrival)

04/01/2024-04/30/2024

Travel Time



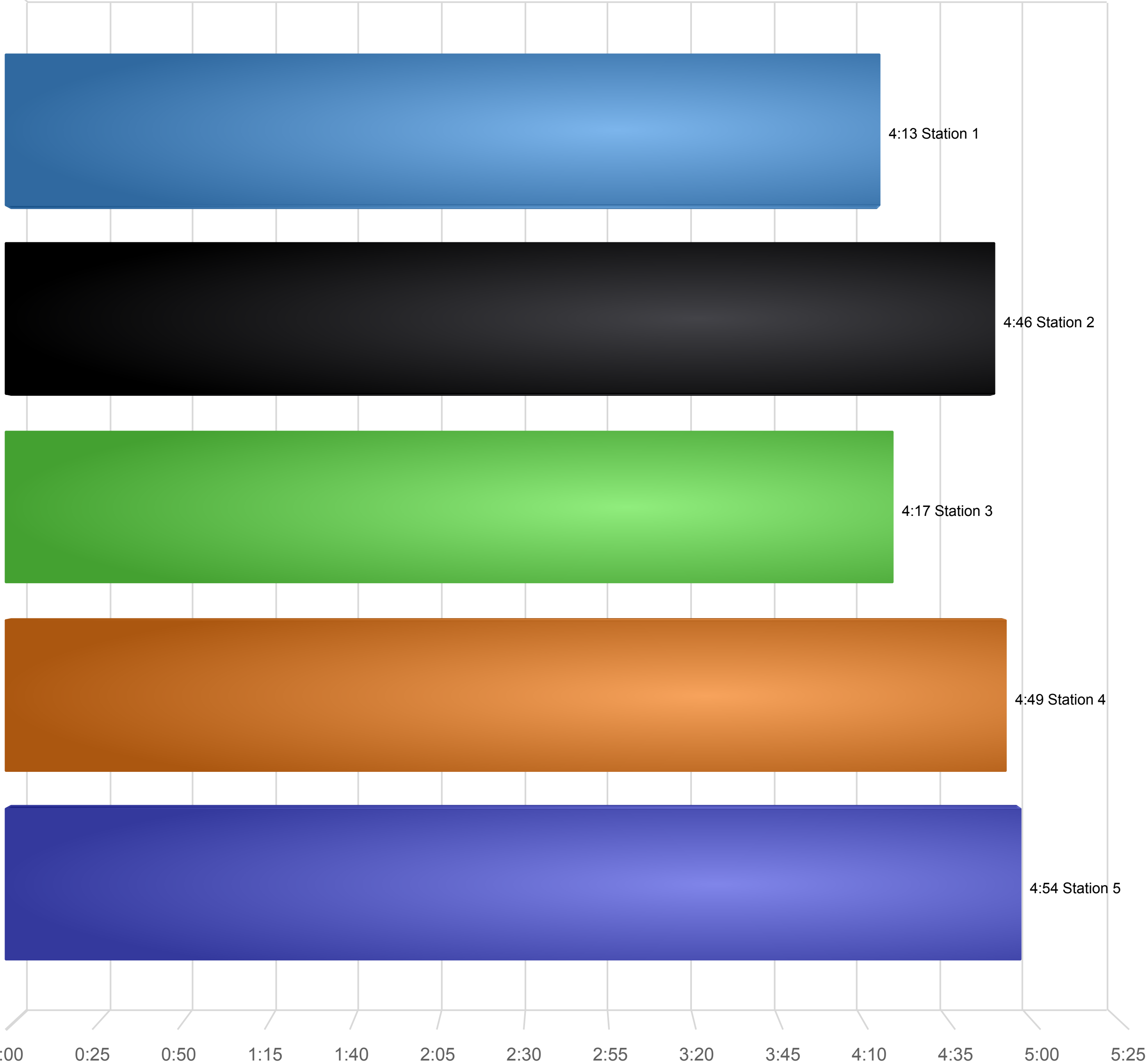
3:25 City of Dalton Fire..

Average Response Time by Station

04/01/2024-04/30/2024

- Station 1
- Station 2
- Station 3
- Station 4
- Station 5

Response Time



Total of Station: 4:29



Dalton Fire Department

404 School Street, Dalton, GA 30720

Phone: 706-278-7363

Staff Hours by Incident Type

Report Period: 04/01/24 - 04/30/24 23:59:59

Incident Type	Hours
311 Medical assist, assist EMS crew	175.16
322 Motor vehicle accident with injuries	45.20
745 Alarm system activation, no fire - unintentional	37.13
111 Building fire	28.33
445 Arcing, shorted electrical equipment	18.09
444 Power line down	14.68
622 No incident found on arrival at dispatch address	13.60
735 Alarm system sounded due to malfunction	13.12
743 Smoke detector activation, no fire - unintentional	12.10
324 Motor vehicle accident with no injuries.	10.60
651 Smoke scare, odor of smoke	8.15
744 Detector activation, no fire - unintentional	7.40
323 Motor vehicle/pedestrian accident (MV Ped)	7.27
340 Search for lost person, other	7.25
715 Local alarm system, malicious false alarm	6.00
151 Outside rubbish, trash or waste fire	5.77
442 Overheated motor	5.58
500 Service Call, other	5.47
731 Sprinkler activation due to malfunction	5.43
123 Fire in portable building, fixed location	5.13
671 HazMat release investigation w/no HazMat	4.80
553 Public service	4.58
412 Gas leak (natural gas or LPG)	4.58
611 Dispatched & canceled en route	4.17

Incident Type	Hours
113 Cooking fire, confined to container	3.33
741 Sprinkler activation, no fire - unintentional	3.25
714 Central station, malicious false alarm	3.07
131 Passenger vehicle fire	2.80
142 Brush or brush-and-grass mixture fire	2.30
561 Unauthorized burning	1.40
251 Excessive heat, scorch burns with no ignition	0.95
400 Hazardous condition, other	0.90
411 Gasoline or other flammable liquid spill	0.50
621 Wrong location	0.50
551 Assist police or other governmental agency	0.42
118 Trash or rubbish fire, contained	0.35
700 False alarm or false call, other	0.25

Total	469.61
--------------	---------------



Dalton Fire Department

404 School Street, Dalton, GA 30720

Phone: 706-278-7363

Injuries and Property Loss

(Dates: 04/01/24 - 04/30/24 23:59:59)

CODE	DESCRIPTOR	FREQ	FREQ %	EXPs	CIV DTHS	CIV DTHS	CIV INJ	CIV INJS	FF DTHS	FF DTHS	FF INJ	FF INJS	PROP LOSS	PROP LOSS	CONT LOSS	CONT LOSS	TOTAL LOSS	TOTAL LOSS %
111	Building fire	2	0.67%	0	0	0.00%	0	0.00%	0	0.00%	0	0.00%	5,300	54.08%	1,000	40.00%	6,300	51.22%
113	Cooking fire, confined to container	1	0.33%	0	0	0.00%	0	0.00%	0	0.00%	0	0.00%	0	0.00%	0	0.00%	0	0.00%
118	Trash or rubbish fire, contained	1	0.33%	0	0	0.00%	0	0.00%	0	0.00%	0	0.00%	0	0.00%	0	0.00%	0	0.00%
123	Fire in portable building, fixed location	1	0.33%	0	0	0.00%	0	0.00%	0	0.00%	0	0.00%	1,500	15.31%	1,000	40.00%	2,500	20.33%
131	Passenger vehicle fire	1	0.33%	0	0	0.00%	0	0.00%	0	0.00%	0	0.00%	3,000	30.61%	500	20.00%	3,500	28.46%
142	Brush or brush-and-grass mixture fire	1	0.33%	0	0	0.00%	0	0.00%	0	0.00%	0	0.00%	0	0.00%	0	0.00%	0	0.00%
151	Outside rubbish, trash or waste fire	2	0.67%	0	0	0.00%	0	0.00%	0	0.00%	0	0.00%	0	0.00%	0	0.00%	0	0.00%
251	Excessive heat, scorch burns with no ignition	1	0.33%	0	0	0.00%	0	0.00%	0	0.00%	0	0.00%	0	0.00%	0	0.00%	0	0.00%
311	Medical assist, assist EMS crew	176	58.67%	0	0	0.00%	0	0.00%	0	0.00%	0	0.00%	0	0.00%	0	0.00%	0	0.00%

CODE	DESCRIPTOR	FREQ	FREQ %	EXPs	CIV DTHS	CIV DTHS	CIV INJ	CIV INJS	FF DTHS	FF DTHS	FF INJ	FF INJS	PROP LOSS	PROP LOSS	CONT LOSS	CONT LOSS	TOTAL LOSS	TOTAL LOSS %
322	Motor vehicle accident with injuries	18	6.00%	0	0	0.00%	0	0.00%	0	0.00%	0	0.00%	0	0.00%	0	0.00%	0	0.00%
323	Motor vehicle/pedestrian accident (MV Ped)	1	0.33%	0	0	0.00%	0	0.00%	0	0.00%	0	0.00%	0	0.00%	0	0.00%	0	0.00%
324	Motor vehicle accident with no injuries.	6	2.00%	0	0	0.00%	0	0.00%	0	0.00%	0	0.00%	0	0.00%	0	0.00%	0	0.00%
340	Search for lost person, other	1	0.33%	0	0	0.00%	0	0.00%	0	0.00%	0	0.00%	0	0.00%	0	0.00%	0	0.00%
400	Hazardous condition, other	1	0.33%	0	0	0.00%	0	0.00%	0	0.00%	0	0.00%	0	0.00%	0	0.00%	0	0.00%
411	Gasoline or other flammable liquid spill	1	0.33%	0	0	0.00%	0	0.00%	0	0.00%	0	0.00%	0	0.00%	0	0.00%	0	0.00%
412	Gas leak (natural gas or LPG)	3	1.00%	0	0	0.00%	0	0.00%	0	0.00%	0	0.00%	0	0.00%	0	0.00%	0	0.00%
442	Overheated motor	1	0.33%	0	0	0.00%	0	0.00%	0	0.00%	0	0.00%	0	0.00%	0	0.00%	0	0.00%
444	Power line down	3	1.00%	0	0	0.00%	0	0.00%	0	0.00%	0	0.00%	0	0.00%	0	0.00%	0	0.00%
445	Arcing, shorted electrical equipment	5	1.67%	0	0	0.00%	0	0.00%	0	0.00%	0	0.00%	0	0.00%	0	0.00%	0	0.00%
500	Service Call, other	3	1.00%	0	0	0.00%	0	0.00%	0	0.00%	0	0.00%	0	0.00%	0	0.00%	0	0.00%
551	Assist police or other governmental agency	1	0.33%	0	0	0.00%	0	0.00%	0	0.00%	0	0.00%	0	0.00%	0	0.00%	0	0.00%

CODE	DESCRIPTOR	FREQ	FREQ %	EXPs	CIV DTHS	CIV DTHS	CIV INJ	CIV INJS	FF DTHS	FF DTHS	FF INJ	FF INJS	PROP LOSS	PROP LOSS	CONT LOSS	CONT LOSS	TOTAL LOSS	TOTAL LOSS %
553	Public service	4	1.33%	0	0	0.00%	0	0.00%	0	0.00%	0	0.00%	0	0.00%	0	0.00%	0	0.00%
561	Unauthorized burning	0	0.00%	0	0	0.00%	0	0.00%	0	0.00%	0	0.00%	0	0.00%	0	0.00%	0	0.00%
611	Dispatched & canceled en route	15	5.00%	0	0	0.00%	0	0.00%	0	0.00%	0	0.00%	0	0.00%	0	0.00%	0	0.00%
621	Wrong location	1	0.33%	0	0	0.00%	0	0.00%	0	0.00%	0	0.00%	0	0.00%	0	0.00%	0	0.00%
622	No incident found on arrival at dispatch address	8	2.67%	0	0	0.00%	0	0.00%	0	0.00%	0	0.00%	0	0.00%	0	0.00%	0	0.00%
651	Smoke scare, odor of smoke	4	1.33%	0	0	0.00%	0	0.00%	0	0.00%	0	0.00%	0	0.00%	0	0.00%	0	0.00%
671	HazMat release investigation w/no HazMat	2	0.67%	0	0	0.00%	0	0.00%	0	0.00%	0	0.00%	0	0.00%	0	0.00%	0	0.00%
700	False alarm or false call, other	1	0.33%	0	0	0.00%	0	0.00%	0	0.00%	0	0.00%	0	0.00%	0	0.00%	0	0.00%
714	Central station, malicious false alarm	1	0.33%	0	0	0.00%	0	0.00%	0	0.00%	0	0.00%	0	0.00%	0	0.00%	0	0.00%
715	Local alarm system, malicious false alarm	2	0.67%	0	0	0.00%	0	0.00%	0	0.00%	0	0.00%	0	0.00%	0	0.00%	0	0.00%
731	Sprinkler activation due to malfunction	1	0.33%	0	0	0.00%	0	0.00%	0	0.00%	0	0.00%	0	0.00%	0	0.00%	0	0.00%
735	Alarm system sounded due to malfunction	4	1.33%	0	0	0.00%	0	0.00%	0	0.00%	0	0.00%	0	0.00%	0	0.00%	0	0.00%

CODE	DESCRIPTOR	FREQ	FREQ %	EXPs	CIV DTHS	CIV DTHS	CIV INJ	CIV INJS	FF DTHS	FF DTHS	FF INJ	FF INJS	PROP LOSS	PROP LOSS	CONT LOSS	CONT LOSS	TOTAL LOSS	TOTAL LOSS %
741	Sprinkler activation, no fire - unintentional	1	0.33%	0	0	0.00%	0	0.00%	0	0.00%	0	0.00%	0	0.00%	0	0.00%	0	0.00%
743	Smoke detector activation, no fire - unintentional	9	3.00%	0	0	0.00%	0	0.00%	0	0.00%	0	0.00%	0	0.00%	0	0.00%	0	0.00%
744	Detector activation, no fire - unintentional	1	0.33%	0	0	0.00%	0	0.00%	0	0.00%	0	0.00%	0	0.00%	0	0.00%	0	0.00%
745	Alarm system activation, no fire - unintentional	16	5.33%	0	0	0.00%	0	0.00%	0	0.00%	0	0.00%	0	0.00%	0	0.00%	0	0.00%
Totals		300	100%	0	0	100%	0	100%	0	100%	0	100%	9,800	100%	2,500	100%	12,300	100%
Mutual Aid Given Incidents		13																

Training Division Monthly Report

April 2024

Overview

Recruit Class 2024-01 continued throughout the month with a total of 8 candidates enrolled. As part of the recruit program, the department hosted a GEMA Crash Victim Extrication course as well as Georgia Fire Academy's pressurized container and flammable liquids fire control courses. Monthly training included territory familiarization, core competency check-offs, special operations training, and company level drills chosen by company officers. Training hours during the month of April totaled 3,166.

Outside Schools

3 of the department's certified fire investigators attended Statement Analysis Interviewing Techniques in Gwinnett County, Georgia.

2 firefighters attended Auto Extrication with Patient Care Focus in Floyd County, Georgia delivered by Rescue Redefined and sponsored by GEMSA and the Georgia Trauma Commission.

14 firefighters were enrolled in the GEMA Crash Victim Extrication delivered during Recruit Class 2024-01.

10 firefighters attended GFA Handling Flammable & Combustible Liquids Incidents co-hosted by the City of Dalton and City of Calhoun Fire Departments.

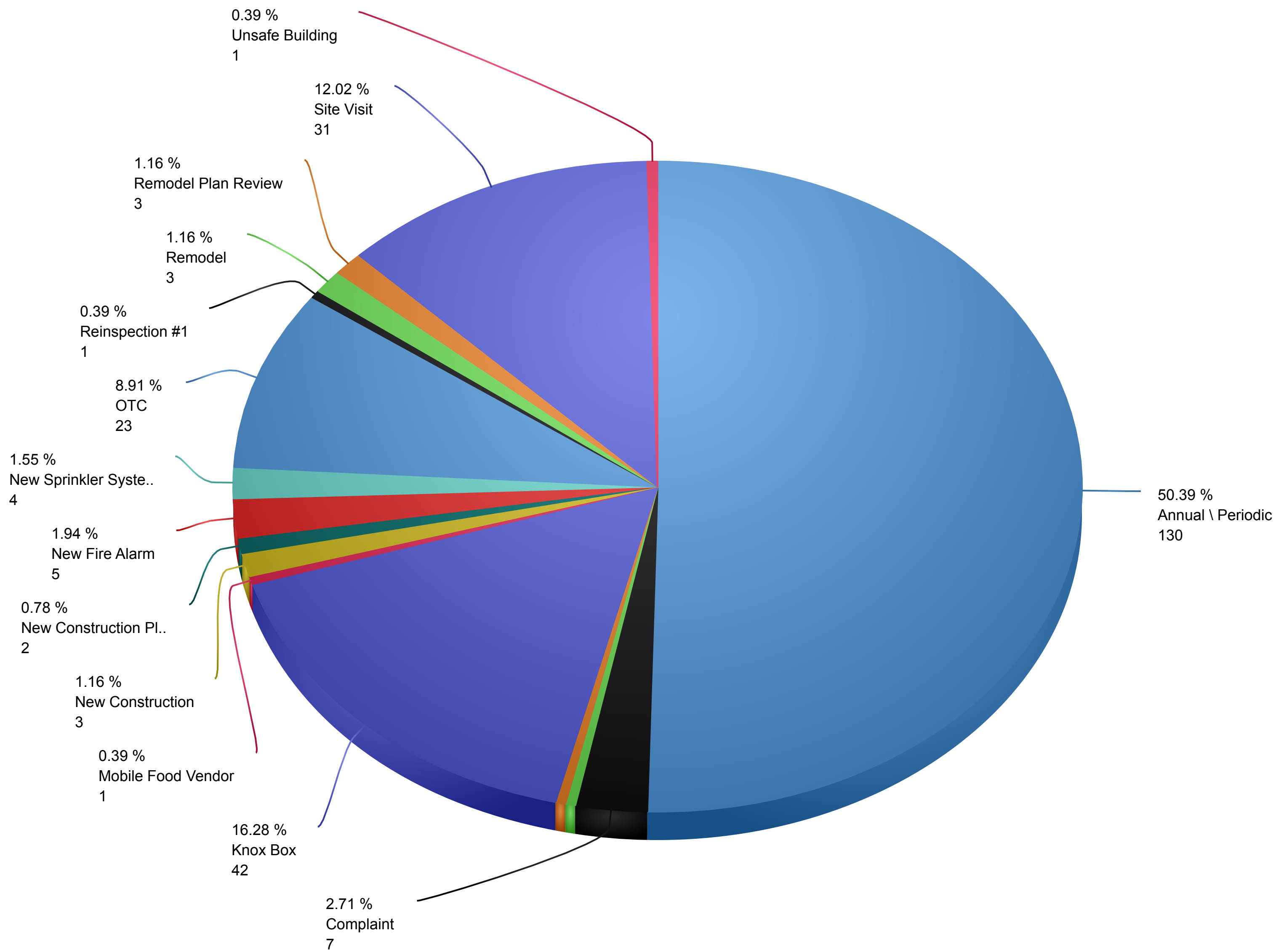
7 firefighters attended GFA Pressurized Container Fire Control co-hosted by the City of Dalton and City of Calhoun Fire Departments.

1 prospective member of the Technical Rescue Team attended Rescue Systems 1: Fundamentals of Heavy Rescue at GPSTC.

Inspection Visit History by Inspection Type

04/01/2024-04/30/2024

- Annual \ Periodic
- Complaint
- Fire Alarm Plan Review
- Kitchen Hood Installation
- Knox Box
- Mobile Food Vendor
- New Construction
- New Construction Plan Review
- New Fire Alarm
- New Sprinkler System
- OTC
- Reinspection #1
- Remodel
- Remodel Plan Review
- Site Visit
- Unsafe Building



Total of Inspection Type: 258

YEAR-TO-DATE BUDGET REPORT

04/30/2024

FOR 2023 04

ACCOUNTS FOR: 0010	GENERAL FUND - OPERATING	ORIGINAL APPROP	TRANFRS/ ADJSTMTS	REVISED BUDGET	YTD EXPENDED	ENCUMBRANCES	AVAILABLE BUDGET	PCT USED	
350000	511100	WAGES REG	6,026,000	0	6,026,000	1,816,611.35	.00	4,209,388.65	30.1%
350000	511300	WAGES - OT	519,000	0	519,000	139,891.87	.00	379,108.13	27.0%
350000	512100	GROUP INS	1,079,235	0	1,079,235	321,302.03	.00	757,932.97	29.8%
350000	512200	FICA & MED	500,800	0	500,800	151,170.42	.00	349,629.58	30.2%
350000	512401	RETDPC	396,000	0	396,000	118,599.59	.00	277,400.41	29.9%
350000	512402	RET DBP	323,000	0	323,000	97,002.89	.00	225,997.11	30.0%
350000	512403	RET STATE	28,800	0	28,800	9,000.00	.00	19,800.00	31.3%
350000	512700	WORKERS CO	107,000	0	107,000	35,672.00	.00	71,328.00	33.3%
350000	512900	OTHER EMPL	36,750	0	36,750	11,951.95	.00	24,798.05	32.5%
350000	512915	CLEANING A	49,900	0	49,900	645.85	.00	49,254.15	1.3%
350000	512950	FD CANCER	18,500	0	18,500	16,835.00	.00	1,665.00	91.0%
350000	521210	LEGAL FEES	4,800	0	4,800	97.50	.00	4,702.50	2.0%
350000	522140	LAWN CARE	4,000	0	4,000	1,711.65	.00	2,288.35	42.8%
350000	522210	BUILD R&M	60,000	0	60,000	18,692.51	.00	41,307.49	31.2%
350000	522220	EQ REPAIRS	24,000	2,700	26,700	9,972.84	.00	16,727.16	37.4%
350000	522220	APPA MTN APP	100,000	23,690	123,690	45,672.19	.00	78,017.81	36.9%
350000	522320	RENT EQUIP	4,500	0	4,500	1,252.08	.00	3,247.92	27.8%
350000	523100	INSURANCE	32,980	0	32,980	370.11	.00	32,609.89	1.1%
350000	523200	COMMUNICAT	33,750	0	33,750	10,369.21	.00	23,380.79	30.7%
350000	523500	TRAVEL	20,000	0	20,000	3,228.52	.00	16,771.48	16.1%
350000	523600	DUES	6,000	0	6,000	1,581.18	.00	4,418.82	26.4%
350000	523630	RADIO SUBC	11,500	0	11,500	10,492.20	.00	1,007.80	91.2%
350000	523640	VEHICLE IM	1,100	0	1,100	.00	.00	1,100.00	.0%
350000	523700	TRAINING	28,000	0	28,000	8,584.87	.00	19,415.13	30.7%
350000	523900	OTHER PUR	0	300	300	207.80	.00	92.20	69.3%
350000	523920	SOFT LIC	16,000	2,400	18,400	18,363.50	.00	36.50	99.8%
350000	531100	SUP GENERA	25,000	-4,000	21,000	5,966.05	.00	15,033.95	28.4%
350000	531100	OPIOD SUP GENERA	0	11,500	11,500	.00	.00	11,500.00	.0%
350000	531110	SUP OFFICE	4,000	0	4,000	2,427.63	.00	1,572.37	60.7%
350000	531120	UNIFORMS	140,000	0	140,000	38,651.03	.00	101,348.97	27.6%
350000	531150	SUP GROUND	3,250	0	3,250	.00	.00	3,250.00	.0%
350000	531200	UTILITIES	163,000	0	163,000	51,894.44	.00	111,105.56	31.8%
350000	531250	OIL	5,000	0	5,000	1,439.86	.00	3,560.14	28.8%
350000	531270	GASOLINE	16,500	0	16,500	4,917.41	.00	11,582.59	29.8%
350000	531275	DIESEL	62,000	0	62,000	18,985.82	.00	43,014.18	30.6%
350000	531300	MEALS FOOD	2,000	0	2,000	155.51	.00	1,844.49	7.8%
350000	531600	SMALL EQUI	30,000	0	30,000	539.96	.00	29,460.04	1.8%
350000	531700	OTHER SUPP	15,000	-200	14,800	1,666.56	.00	13,133.44	11.3%
350000	531700	HAZM OTHER SUPP	12,000	0	12,000	.00	.00	12,000.00	.0%
350000	531700	SAFET OTHER SUPP	5,000	0	5,000	2,442.50	.00	2,557.50	48.9%
350000	542500	OTHER EQUI	4,000	0	4,000	1,396.16	.00	2,603.84	34.9%
TOTAL GENERAL FUND - OPERATING		9,918,365	36,390	9,954,755	2,979,762.04	.00	6,974,992.96	29.9%	
TOTAL EXPENSES		9,918,365	36,390	9,954,755	2,979,762.04	.00	6,974,992.96		

YEAR-TO-DATE BUDGET REPORT
04/30/2024

FOR 2023 04

	ORIGINAL APPROP	TRANFRS/ ADJSTMTS	REVISED BUDGET	YTD EXPENDED	ENCUMBRANCES	AVAILABLE BUDGET	PCT USED
GRAND TOTAL	9,918,365	36,390	9,954,755	2,979,762.04	.00	6,974,992.96	29.9%

** END OF REPORT - Generated by Melissa Coker Russell **