



**PUBLIC SAFETY COMMISSION MEETING  
TUESDAY, JANUARY 24, 2023  
8:30 AM  
MACK GASTON COMMUNITY CENTER**

**A G E N D A**

**Call to Order**

**Agenda Approval**

**Personnel Matters**

- [1.](#) Fire Department -Promotion to Lieutenant Rank-Gary Stanley
- [2.](#) Fire Department - Certificate of Commendation (No paperwork)

**Approval of Minutes**

- [3.](#) December 20, 2022

**Police Department**

- [4.](#) Crime/Crash Statistics December 2022
- [5.](#) Financial Statistics December 2022

**Fire Department**

- [6.](#) Statistical Report for December, 2022
- [7.](#) Financial Report for December, 2022
- [8.](#) Reviewed SOP T-3 Safety on the Training Ground

**Adjournment**

# DALTON FIRE DEPARTMENT

**TODD PANGLE**  
Fire Chief  
Telephone 706-278-7363  
Fax 706-272-7107  
tpangle@daltonga.gov

404 School Street  
Dalton, GA 30720



**PUBLIC SAFETY COMMISSION**  
Terry Mathis  
Bill Weaver  
Truman Whitfield  
Anthony Walker  
Alex Brown

January 24, 2023

Greetings,

I am making a recommendation for the promotion of Firefighter 3 Gary Stanley to the rank of lieutenant. This promotion will fill the vacancy left by the retirement of Lieutenant Randy Rogers. Firefighter Stanley has met the required pre-requisites set forth for the rank of lieutenant.

He was employed with Dalton Fire Department in April 1999. Prior to joining our department Gary was a volunteer firefighter with Whitfield County Fire Department. Gary was promoted to the rank of Firefighter III in October 2009, where he has served as a senior firefighter and fill-in officer. In this role Gary's battalion chief has reported he has become a respected leader among the ranks on his shift. He also stated Gary continuously works to improve his performance and displays the attributes Dalton Fire Department expects from our leadership. Gary has several Recognition of Performance submissions, as well a Commendation for Lifesaving Efforts during a fire. Prior to joining Dalton Fire Department Gary served in the United States Army.

I would appreciate your support in recognizing Firefighter 3 Gary Stanley with a promotion to the rank of lieutenant.

Thank you all for your consideration.

Todd Pangle

Chief

CITY OF DALTON  
PUBLIC SAFETY COMMISSION  
MINUTES  
DECEMBER 20, 2022

The regular meeting for the Public Safety Commission was held today in the Council Chambers of City Hall. Present were Chairman Terry Mathis, Commissioners Bill Weaver, Alex Brown, Truman Whitfield, Anthony Walker, Fire Chief Todd Pangle, Police Chief Cliff Cason, City Administrator Andrew Parker, Council member Annalee Sams, and Attorney Jason Connell from the City Attorney's Office. City Attorney Terry Miller was absent.

AGENDA APPROVAL

On the motion of Commissioner Brown, second Commissioner Walker, the agenda was approved as presented. The vote was unanimous in favor.

PERSONNEL MATTERS

Police Department – New Employee Confirmation

On the motion of Commissioner Weaver, second Commissioner Brown, the Commission approved the following personnel as new Dalton Police officers.

- Officer Ruben Ruiz
- Officer Fatima Janett Fraire
- Officer Nicolas Adam Ellenburg
- Officer Daniel Lane Cobb

The vote was unanimous in favor.

MINUTES

The Commissioners were presented written copies of the regular meeting minutes of November 11, 2022. On the motion of Commissioner Brown, second Commissioner Walker, the minutes were approved as presented. The vote was unanimous in favor.

2023 PROPOSED MEETING DATES

The Commissioners were presented with written copies of the 2023 proposed Public Safety Commission meeting dates. No motion was needed.

- January 24, 2023 (Mack Gaston Community Center)
- February 28, 2023
- March 28, 2023
- April 25, 2023
- May 23, 2023
- June 27, 2023
- July 25, 2023
- August 22, 2023
- September 26, 2023
- October 24, 2023
- November 28, 2023
- December 19, 2023

## POLICE DEPARTMENT

### Crime and Crash Statistics for November 2022

Police Chief Cliff Cason gave a written and oral summary of the Crime and Crash Statistical Reports for the month of November 2022. As noted in the written summary, Chief Cason reported the rate of Year to Date Part I crimes are approximately 7.8% lower and Part II crimes are approximately 27% lower when compared to the past 5-year average. Chief Cason further reported there were 132 non-private property crashes reported for the month and non-injury crashes increased from September 2022.

On the motion of Commissioner Walker, second Commissioner Whitfield, the report was approved. The complete report in its entirety is a part of these minutes. The vote was unanimous in favor.

### Financial Statistics for November 2022

Police Chief Cliff Cason presented the Financial Report for all divisions within the Dalton Police Department for the month of November 2022. Chief Cason reported the department has expended 90% of their 2022 budget and is confident there will be sufficient funds to accomplish the Department's 2022 goals.

On the motion of Commissioner Brown, second Commissioner Walker, the financial report was approved. The complete report in its entirety is a part of these minutes. The vote was unanimous in favor.

### Written Directives

Police Chief Cliff Cason presented the following written directive reviews for approval:

- 4.14 Investigations of Motor Vehicle Collisions
- 4.26 Occupant Protection
- 5.1 Response to Resistance and/or Aggression
- 7.14 School Liaison

On the motion of Commissioner Weaver, second Commissioner Whitfield, the Commission adopted the Written Directives. The written directives are a part of these minutes. The vote was unanimous in favor.

## FIRE DEPARTMENT

### Monthly Statistical Report – November 2022

Fire Chief Todd Pangle presented the November 2022 Statistical Report to the Commission. Chief Pangle outlined details of the complete report, which included the Incident Report with 327 Total Responses, a Dollar Value Saved & Loss Analysis of \$12,240.00, NFPA Fire Experience Survey, Incident List by Incident Number, Training Division Monthly Report, Fire Safety Division Monthly Report and the Inspection Summary.

On the motion of Commissioner Walker, second Commissioner Brown, the Commissioners approved the Statistical Report for the Fire Department. A copy of the report outlining all incident values is a part of these minutes. The vote was unanimous in favor.

### Monthly Financial Report – November 2022

Fire Chief Todd Pangle presented the Financial Report for the month of November 2022 to the Commission. Chief Pangle stated the department has expended 86.1% of their 2022 budget and is confident there will be sufficient funds to accomplish the Department's 2022 goals.

On the motion of Commissioner Whitfield, second Commissioner Brown, the Commissioners approved the Financial Report for the Fire Department. A copy of the report is a part of these minutes. The vote was unanimous in favor.

FIRE DEPARTMENT

..... Continued

Revised SOG F0-13 Rapid Intervention Teams/Crews (RIT/RTC)

On the motion of Commissioner Brown, second Commissioner Walker, the Commission approved the revised Standard Operating Guideline (SOG F0-13 – Rapid Intervention Teams/Crews). The vote was unanimous in favor.

COMMENTS

Council member Annalee Sams thanked the Commission for all the hard work and dedication each member puts forward while serving the Community, and congratulated Truman Whitfield on a 4-year reappointment term.

ADJOURNMENT

There being no further business to come before the Commissioners, on the motion of Commissioner Brown, second Commissioner Whitfield, the meeting was adjourned at 9:09 a.m.

\_\_\_\_\_  
Terry Mathis, Chairman

ATTEST:

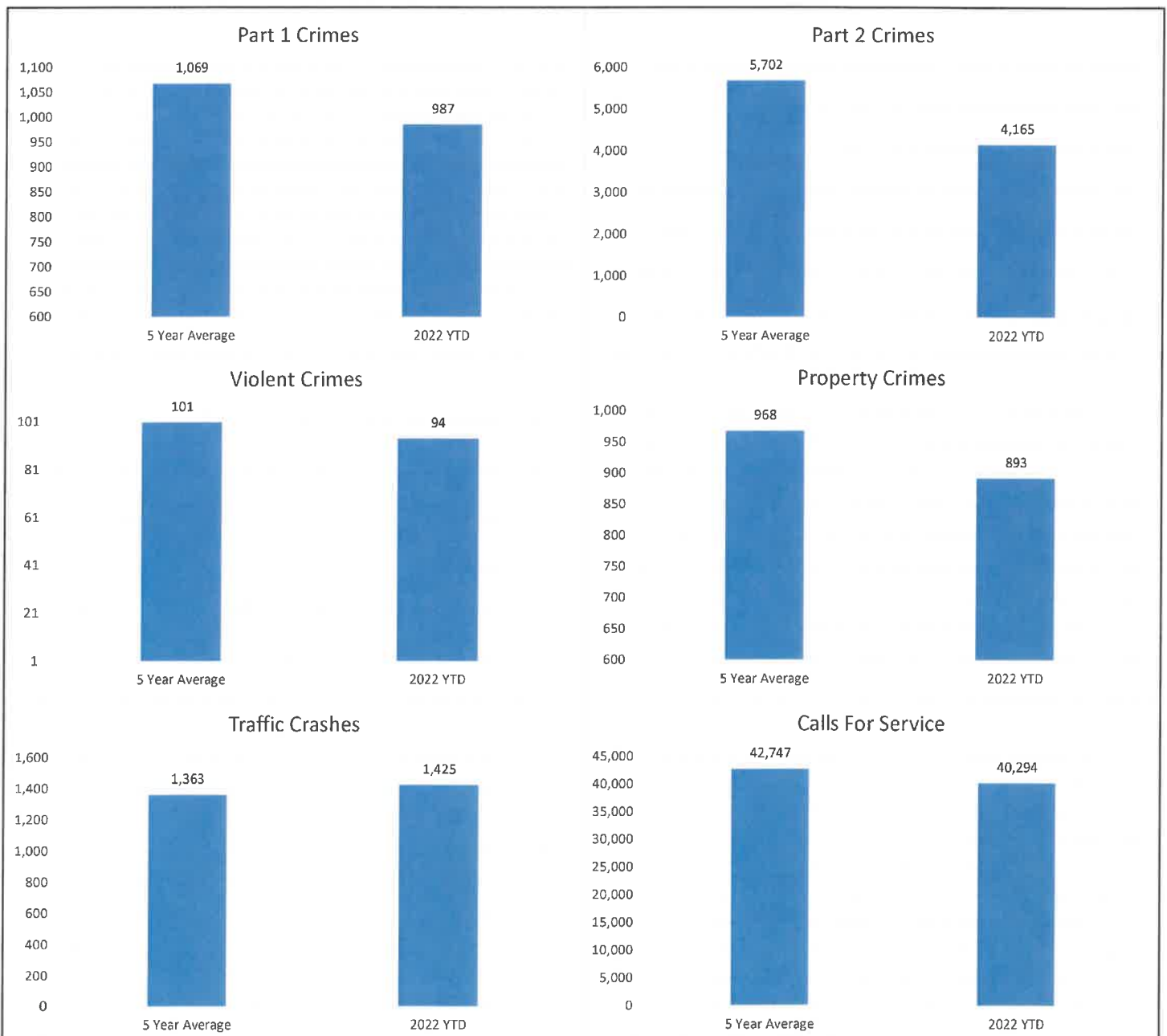
\_\_\_\_\_  
Anthony Walker, Secretary

**DALTON POLICE DEPARTMENT  
PUBLIC SAFETY COMMISSION MEETING  
JANUARY 24, 2023**

**Summary of Data and Crime Statistics for December 2022**

**General**

The following statistics compare 2022 year-to-date statistics with the previous five years. Part 1 crimes are approximately 7.7% lower than the five-year statistics. Part 2 crimes have decreased by approximately 27% during the same time. Property crimes show a decrease of approximately 7.8% from the five-year average. Violent crimes have decreased by approximately 6.7% from the five-year average of 101. Traffic crashes are approximately 4.6% higher than the five-year average. Calls for service show a decrease of approximately 5.7 during the same time.



**DALTON POLICE DEPARTMENT  
PUBLIC SAFETY COMMISSION MEETING  
JANUARY 24, 2023**

DALTON POLICE DEPARTMENT CRIME DASHBOARD YTD 2018-2022  
December 2022

	2018	2019	2020	2021	2022	TREND
Part I Crimes YTD	1172	1129	952	903	987	
Homicides	0	1	0	1	2	
Rape	12	16	7	15	10	
Robbery	29	10	23	9	20	
Aggravated Assault	58	64	73	78	62	
<b>Violent Crime Totals</b>	<b>99</b>	<b>91</b>	<b>103</b>	<b>103</b>	<b>94</b>	
Burglary	122	108	93	94	84	
Larceny-Theft	866	863	679	614	731	
Motor Vehicle Theft	82	66	75	90	70	
Arson	3	1	2	2	8	
<b>Property Crime Totals</b>	<b>1073</b>	<b>1038</b>	<b>849</b>	<b>800</b>	<b>893</b>	
Violent Crime Clearance	56%	84%	62%	66%	68%	
Property Crime Clearance	36%	38%	32%	41%	47%	
Part I Arrests	355	388	269	273	350	
Citations	13,857	12,644	11,704	11,344	12,062	
Calls for Service	42,078	43,008	46,758	41,916	40,294	
Traffic Crashes	1,427	1,415	1,153	1,400	1,425	

### Analysis

In the year to date 2022 there have been 987 Part 1 crimes reported, compared to 903 in 2021. Traffic crashes have increased approximately 1.8 % from 2021. Calls for service have decreased by approximately 3.9% from 2021.

There have been 94 violent crimes reported 2022 YTD compared to 103 reported violent crimes 2021 YTD. There have been 62 aggravated assaults reported in 2022 compared to 78 in 2021. Year to date property crimes have shown an increase of approximately 11.6% when compared to 2021 YTD statistics.

Based on the statistics from the previous five years, property crime numbers are lower than the average of 968. Violent crime numbers are slightly lower than the five-year average of 100.8.

**DALTON POLICE DEPARTMENT  
PUBLIC SAFETY COMMISSION MEETING  
JANUARY 24, 2023**

DALTON POLICE DEPARTMENT CRIME STATISTICS												
	INCIDENTS				CLEARANCES				ARRESTS			
		2022	2021			2022	2021			2022	2021	
	12/22	12/21	YTD	YTD	12/22	12/21	YTD	YTD	12/22	12/21	YTD	YTD
Part I Offenses												
Homicide	0	0	2	1	0	0	1	3	0	0	2	3
Rape	0	0	10	15	1	0	8	8	0	0	2	1
Robbery	0	0	20	9	1	2	20	9	1	1	18	3
Aggravated Assault	3	4	62	78	3	4	35	48	2	3	28	39
Burglary	7	10	84	94	2	1	26	29	2	0	17	21
Larceny - Theft	70	63	731	614	35	21	363	263	26	13	269	188
Motor Vehicle Theft	4	2	70	90	3	1	28	38	1	1	11	18
Arson	1	0	8	2	0	1	3	1	0	0	3	0
PART I SUBTOTAL	85	79	987	903	45	30	484	399	32	18	350	273
Part II Offenses												
Other Assaults - not agg.	21	24	346	340	20	24	302	320	14	13	203	219
Forgery/Counterfeiting	8	2	71	58	7	1	31	23	5	0	23	13
Fraud	16	11	188	185	5	13	38	67	1	7	23	43
Embezzlement	0	0	0	2	0	0	1	1	0	0	0	0
Stolen Property	0	0	10	9	0	0	5	3	0	0	5	2
Vandalism	21	22	240	302	12	1	79	88	7	0	46	55
Weapons Violations	0	6	48	51	0	10	42	59	0	10	41	56
Commercial Sex	0	0	2	0	0	0	1	0	0	0	0	0
Other Sex Offenses	1	4	45	62	2	2	22	35	0	0	5	11
Drug Sales	4	8	56	74	3	9	52	62	2	8	46	60
Drug Possession	19	24	232	312	17	18	189	271	13	13	147	231
Gambling	0	0	0	0	0	0	0	0	0	0	0	0
Offenses Against Family/Children	6	2	57	43	10	0	50	29	9	0	42	24
Liquor Violations	3	3	81	66	2	2	66	60	2	2	64	59
Drunkenness	9	10	97	113	9	14	91	119	9	14	90	118
Other Disorderly Conduct	14	13	160	189	13	16	138	170	9	14	101	131
Curfew Violations	0	2	7	26	0	2	2	18	0	1	2	15
All Other Offenses	157	215	2325	2959	239	215	2836	3034	232	194	2620	2588
DUI	16	16	200	207	17	20	207	208	17	20	207	207
Human Trafficking	0	0	0	0	0	0	0	0	0	0	0	0
PART II SUBTOTAL	295	362	4165	4998	356	347	4152	4567	320	296	3665	3832
PART I AND II TOTAL	380	441	5152	5901	401	377	4636	4966	352	314	4015	4105

	<b>Crashes</b>				<b>Enforcement</b>			
	12/22	12/21	2022 YTD	2021 YTD	12/22	12/21	2022 YTD	2021 YTD
Public Roadway	137	126	1,425	1,400	Citations	561	502	6,463
					Warnings	590	419	5,599
911 Calls	3,844	3,424	40,294	41,916	Totals	1,151	921	12,062



**DALTON POLICE DEPARTMENT  
PUBLIC SAFETY COMMISSION MEETING  
JANUARY 24, 2023**

**December 2022 Crash Statistics**

In December 2022 there were 137 non-private property crashes reported. Non-injury and injury crashes increased over the previous month. Rear end and angle crashes were the most prevalent during December 2022. Following too closely was the leading contributing factor in non-injury crashes. Failure to yield was the leading contributing factor in injury crashes. Walnut Ave had the highest number of non-injury crashes in December 2022. Glenwood Ave had the most injury crashes.

<b>December 2022 Crash Statistics</b>						
<b>Total Crashes</b>	<b>December 2022</b>	<b>November 2022</b>	<b>Change</b>	<b>YTD 2022</b>	<b>YTD 2021</b>	<b>Change</b>
	137	132	3.8%	1425	1400	1.8%
<b>Injury Crashes</b>	<b>Total</b>	<b>Complaint</b>	<b>Minor</b>	<b>Serious</b>	<b>Fatality</b>	<b>Multiple</b>
	30	21	9	0	0	10
<b>Total Injuries</b>	43					
<b>DUI Crashes</b>	<b>Speed Crashes</b>	<b>Distracted Crashes</b>	<b>Following Too Closely Crashes</b>			
2	7	11	31			
<b>Day of the Week</b>	<b>Total</b>		<b>Time of Day</b>	<b>Total</b>		
Monday	24		0000 - 0559	6		
Tuesday	15		0600 - 0859	18		
Wednesday	23		0900 - 1059	3		
Thursday	27		1100 - 1359	23		
Friday	24		1400 - 1559	20		
Saturday	15		1600 - 1859	42		
Sunday	9		1900 - 2159	18		
			2200 - 2359	7		
<b>Collision Type</b>	<b>Total</b>		<b>Contributing Factors</b>	<b>Total</b>		
Rear End	55		Following Too Closely	31		
Angle	44		Failure To Yield	22		
Collision with an Object	24		Other	19		
Sideswipe - Same Direction	11		Distracted	11		
Head On	3		improper Backing	10		
<b>Top Streets</b>	<b>Total Crashes</b>	<b>% Total</b>	<b>Injuries</b>	<b>% Injuries</b>		
Walnut Ave	25	18.2%	7	16.3%		
Chattanooga Rd	17	12.4%	4	9.3%		
Glenwood Ave	10	7.3%	8	18.6%		
Tibbs Rd	10	7.3%	2	4.7%		
Shugart Rd	5	3.6%	2	4.7%		
<b>Selective Enforcement Details</b>	<b>Locations</b>	<b>Total Details</b>	<b>Violations</b>			
December 2022	Glenwood Ave, Walnut Ave, MLK Jr	6	48			

DALTON POLICE DEPARTMENT  
PUBLIC SAFETY COMMISSION MEETING  
JANUARY 24, 2023

SUMMARY OF THE FINANCIAL STATISTICS FOR DECEMBER 2022

The police department has completed the budget cycle for FY 2022. At year end, approximately 97% of our 2022 budget was spent. All known 2022 invoices have been paid, leaving the police department budget approximately 3% under budget.

# The City of Dalton

## YEAR-TO-DATE BUDGET REPORT



FOR 2022 99

ACCOUNTS FOR:	GENERAL FUND - OPERATING	ORIGINAL APPROP	TRANSFRS/ADJUSTMTS	REVISED BUDGET	YTD EXPENDED	ENCUMBRANCES	AVAILABLE BUDGET	PCT USED
<b>321000 PD ADMINISTRATION</b>								
321000 511100	WAGES - REGULAR	454,750	8,300	463,050	453,897.99	.00	9,152.01	98.0%
321000 511300	WAGES - OVERTIME	1,500	-1,000	500	51.99	.00	448.01	10.4%
321000 511310	WAGES - BONUS	0	6,000	6,000	6,000.00	.00	.00	100.0%
321000 512100	GROUP INSURANCE	45,100	-6,100	39,000	38,998.79	.00	1.21	100.0%
321000 512200	FICA & MEDICARE	35,000	130	35,130	35,127.77	.00	2.23	100.0%
321000 512401	RETIREMENT DCP	14,330	-500	13,830	13,824.54	.00	5.46	100.0%
321000 512402	RETIREMENT DBP	57,100	8,215	65,315	59,287.07	6,027.45	.48	100.0%
321000 512403	RETIREMENT STATE	1,200	0	1,200	1,200.00	.00	.00	100.0%
321000 512700	WORKERS COMPENSAT	10,100	0	10,100	9,792.08	.00	307.92	97.0%
321000 512900	OTHER EMPLOYEE BE	2,800	2,150	4,950	4,852.94	.00	97.06	98.0%
321000 512915	CLEANING ALLOWANC	1,800	-1,300	500	484.50	.00	15.50	96.9%
321000 512916	CLOTHING ALLOWANC	1,800	0	1,800	1,800.00	.00	.00	100.0%
321000 521210	PROFESSIONAL - LE	20,000	-2,500	17,500	14,665.65	.00	2,834.35	83.8%
321000 521300	TECHNICAL CONTRAC	4,000	-4,000	0	.00	.00	.00	.0%
321000 522220	EQUIPMENT MAINT &	5,000	-500	4,500	2,791.98	.00	1,708.02	62.0%
321000 522230	VEHICLE REPAIRS &	2,000	4,000	6,000	4,935.15	.00	1,064.85	82.3%
321000 522300	RENTAL - EQUIPMEN	9,000	-650	8,350	7,302.72	109.80	937.48	88.8%
321000 523100	INSURANCE COMMERC	117,755	-2,800	114,955	114,994.45	.00	.55	100.0%
321000 523200	COMMUNICATIONS	47,000	-1,200	45,800	41,373.62	2,813.79	1,612.59	96.5%
321000 523210	POSTAGE	3,500	-200	3,300	2,317.27	.00	982.73	70.2%
321000 523400	PRINTING & BINDIN	3,000	-1,000	2,000	1,941.07	.00	58.93	97.1%
321000 523500	TRAVEL	4,000	2,000	6,000	5,415.53	.00	584.47	90.3%
321000 523600	DUES & FEES	4,000	0	4,000	3,855.57	.00	144.43	96.4%
321000 523630	RADIO SUBSCRIBER F	25,000	-1,500	23,500	23,155.20	.00	344.80	98.5%
321000 523700	TRAINING & EDUCAT	8,000	39,000	47,000	46,645.50	.00	354.50	99.2%
321000 523850	CONTRACT LABOR	0	5,400	5,400	5,382.50	.00	17.50	99.7%
321000 523920	SOFTWARE LICENSES	158,500	-5,400	153,100	124,542.88	.00	28,557.12	81.3%
321000 531100	SUPPLIES - GENERA	800	0	800	150.60	8.99	640.41	19.9%
321000 531110	SUPPLIES - OFFICE	2,000	0	2,000	602.13	80.69	1,317.18	34.1%
321000 531250	OIL	800	0	800	.00	.00	800.00	.0%
321000 531270	GASOLINE	5,000	1,000	6,000	5,734.67	.00	265.33	95.6%
321000 531300	MEALS - FOOD	2,000	-695	1,305	288.47	.00	1,016.53	22.1%
321000 531700	OTHER SUPPLIES	2,000	0	2,000	1,503.39	159.88	336.73	83.2%
321000 572000	PAYMENT TO OTHER	0	13,035	13,035	13,035.00	.00	.00	100.0%
TOTAL PD ADMINISTRATION		1,048,835	59,885	1,108,720	1,045,911.02	9,200.60	53,608.38	95.2%

# The City of Dalton

## YEAR-TO-DATE BUDGET REPORT



FOR 2022 99

ACCOUNTS FOR:		ORIGINAL	TRANSFRS/	REVISED	YTD EXPENDED	ENCUMBRANCES	AVAILABLE	PCT
0010	GENERAL FUND - OPERATING	APPROP	ADJUSTMTS	BUDGET	EXPENDED	ENCUMBRANCES	BUDGET	USED
322100 PD CRIMINAL INVESTIGATION DIV								
322100	511100	WAGES - REGULAR	1,031,800	-95,700	936,100	918,881.85		.00
322100	511300	WAGES - OVERTIME	46,000	-30,700	15,300	15,159.12	17,218.15	98.2%
322100	511310	WAGES - BONUS	0	13,000	13,000	13,000.00	140.88	99.1%
322100	512100	GROUP INSURANCE	215,200	-35,580	179,620	179,617.58	.00	100.0%
322100	512200	FICA & MEDICARE	82,450	-12,180	70,270	70,260.04	2.42	100.0%
322100	512401	RETIREMENT DCP	63,000	-9,470	53,530	53,526.78	9.96	100.0%
322100	512402	RETIREMENT DBP	81,800	1,580	83,380	75,682.17	3.22	100.0%
322100	512403	RETIREMENT STATE	4,500	0	4,500	3,775.00	3.56	100.0%
322100	512700	WORKERS COMPENSAT	26,880	0	26,880	26,182.32	7,694.27	83.9%
322100	512900	OTHER EMPLOYEE BE	6,300	0	6,300	5,771.26	.00	97.4%
322100	512915	CLEANING ALLOWANC	4,000	0	4,000	1,915.25	.00	528.74
322100	512916	CLOTHING ALLOWANC	9,000	0	9,000	7,281.00	.00	2,084.75
322100	522220	EQUIPMENT MAINT &	3,500	-1,500	2,000	403.29	.00	1,719.00
322100	522230	VEHICLE REPAIRS &	7,000	-300	6,700	4,388.30	.00	1,719.00
322100	523500	TRAVEL	14,400	8,000	22,400	21,986.49	250.00	80.9%
322100	523600	DUES & FEES	2,200	0	2,200	1,035.00	2,061.70	69.2%
322100	523700	TRAINING & EDUCAT	14,400	0	14,400	14,352.25	413.51	98.2%
322100	523900	PEPI OTHER PURCHAS	25,000	-2,500	22,500	20,300.00	1,165.00	47.0%
322100	531100	SUPPLIES - GENERA	3,000	0	3,000	2,768.86	47.75	99.7%
322100	531110	SUPPLIES - OFFICE	4,000	0	4,000	2,344.39	2,200.00	90.2%
322100	531250	OIL	3,400	-2,260	1,140	18,449.43	231.14	92.3%
322100	531270	GASOLINE	16,000	2,500	18,500	18,449.43	1,537.62	61.6%
322100	531300	MEALS - FOOD	700	0	700	198.91	1,40.00	.0%
322100	531600	SMALL EQUIPMENT <	0	3,000	3,000	2,853.00	50.57	99.7%
322100	531700	OTHER SUPPLIES	5,000	-500	4,500	1,896.09	501.09	28.4%
322100	542400	COMPUTERS & COMPU	28,000	0	28,000	27,999.94	147.00	95.1%
TOTAL PD CRIMINAL INVESTIGATION DIV		1,697,530	-162,610	1,534,920	1,490,028.32	8,136.06	2,530.11	43.8%
							.06	100.0%

# The City of Dalton



## YEAR-TO-DATE BUDGET REPORT

FOR 2022 99

ACCOUNTS FOR: GENERAL FUND - OPERATING

322300 PD PATROL

	ORIGINAL APPROP	TRANSFERS/ ADJUSTMENTS	REVISED BUDGET	YTD EXPENDED	ENCUMBRANCES	AVAILABLE BUDGET	PCT USED
322300 511100 WAGES - REGULAR	3,928,000	-218,320	3,709,680	3,644,865.88	.00	64,814.12	98.3%
322300 511300 WAGES - OVERTIME	110,000	-65,130	44,870	42,299.07	.00	2,570.93	94.3%
322300 511310 WAGES - BONUS	0	58,000	58,000	58,000.00	.00	.00	100.0%
322300 512100 GROUP INSURANCE	662,500	-60,990	601,510	600,800.44	.00	709.56	99.9%
322300 512200 FICA & MEDICARE	308,900	-28,245	280,655	279,503.07	.00	1,151.93	99.6%
322300 512401 RETIREMENT DCP	330,000	-20,315	309,685	309,685.39	.00	.39	100.0%
322300 512402 RETIREMENT DBP	135,000	-52,090	82,910	75,257.48	.00	1,42	100.0%
322300 512403 RETIREMENT STATE	21,500	0	21,500	17,400.00	.00	4,100.00	80.9%
322300 512700 WORKERS COMPENSAT	117,300	-300	117,000	114,432.18	.00	2,567.82	97.8%
322300 512900 OTHER EMPLOYEE BE	23,800	60	23,860	23,257.32	.00	607.68	97.5%
322300 512915 CLEANING ALLOWANC	10,000	0	10,000	8,067.85	.00	1,932.15	80.7%
322300 522220 EQUIPMENT MAINT &	11,500	0	11,500	10,783.64	.00	716.36	93.8%
322300 522230 VEHICLE REPAIRS &	38,000	12,000	50,000	48,210.59	.00	266.01	99.5%
322300 522230 SHOP VEHICLE EXP -	118,000	0	118,000	105,818.07	1,523.40	.00	89.7%
322300 523500 TRAVEL	59,000	9,250	68,250	67,446.80	.00	12,181.93	98.8%
322300 523600 DUES & FEES	3,800	0	3,800	1,788.47	.00	2,011.53	47.1%
322300 523700 TRAINING & EDUCAT	50,000	-26,000	24,000	19,291.28	112.50	4,556.22	80.8%
322300 531100 SUPPLIES - GENERA	5,500	-950	4,550	2,640.90	30.59	1,878.51	58.7%
322300 531110 SUPPLIES - OFFICE	3,000	-500	2,500	922.66	.00	5,948.71	36.9%
322300 531120 UNIFORMS	60,000	-10,000	50,000	43,837.82	213.47	5,948.71	88.1%
322300 531250 OIL	3,000	-500	2,500	1,978.65	.00	521.35	79.1%
322300 531270 GASOLINE	157,000	42,500	199,500	188,305.28	91.39	11,103.33	94.4%
322300 531300 MEALS - FOOD	2,000	0	2,000	75.50	.00	1,924.50	3.8%
322300 531600 SMALL EQUIPMENT <	26,000	15,605	41,605	36,023.97	.00	1,961.03	97.7%
322300 531700 OTHER SUPPLIES	5,000	-1,050	3,950	960.40	980.00	2,009.60	49.1%
TOTAL PD PATROL	6,188,800	-346,975	5,841,825	5,701,647.71	15,222.45	124,954.84	97.9%

# The City of Dalton

## YEAR-TO-DATE BUDGET REPORT



FOR 2022 99

ACCOUNTS FOR:		GENERAL FUND - OPERATING		ORIGINAL APPROP	TRANSFRS/ADJUSTMTS	REVISED BUDGET	YTD EXPENDED	ENCUMBRANCES	AVAILABLE BUDGET	PCT USED
322400 PD SUPPORT SERVICES										
322400	511100	WAGES - REGULAR	630,500	-44,200	586,300	572,185.40	.00	.00	14,114.60	97.6%
322400	511200	WAGES - PART TIME	4,800	-4,800	0	.00	.00	.00	.00	0%
322400	511300	WAGES - OVERTIME	8,500	-8,000	500	258.50	.00	.00	241.50	51.7%
322400	511310	WAGES - BONUS	0	11,000	11,000	11,000.00	.00	.00	.00	100.0%
322400	512100	GROUP INSURANCE	152,700	-25,700	127,000	126,995.72	.00	.00	4.28	100.0%
322400	512200	FICA & MEDICARE	49,000	-6,140	42,860	42,778.91	.00	.00	81.09	99.8%
322400	512401	RETIREMENT DCP	48,000	-27,200	20,800	20,708.68	.00	.00	91.32	99.6%
322400	512402	RETIREMENT DBP	42,700	24,875	67,575	61,339.82	.00	.00	.97	100.0%
322400	512403	RETIREMENT STATE	1,200	0	1,200	1,175.00	.00	.00	25.00	97.9%
322400	512700	WORKERS COMPENSAT	21,840	0	21,840	21,325.18	.00	.00	514.82	97.6%
322400	512900	OTHER EMPLOYEE BE	3,900	0	3,900	3,831.69	.00	.00	68.31	98.2%
322400	512915	CLEANING ALLOWANC	2,400	0	2,400	145.85	.00	.00	2,254.15	6.1%
322400	512916	CLOTHING ALLOWANC	600	0	600	600.00	.00	.00	100.00	100.0%
322400	521300	TECHNICAL CONTRAC	8,500	0	8,500	4,670.25	.00	.00	3,829.75	54.9%
322400	522140	LAWN CARE CONTRAC	13,500	-1,000	12,500	5,956.00	.00	.00	5,857.00	53.1%
322400	522210	BUILDING REPAIRS	40,000	-7,210	32,790	26,540.86	.00	.00	6,054.14	81.5%
322400	522230	VEHICLE REPAIRS & TRAVEL	3,000	0	3,000	784.43	.00	.00	2,215.57	26.1%
322400	523500	DUES & FEES	21,000	-15,375	5,625	3,897.84	.00	.00	1,727.16	69.3%
322400	523600	CREDIT CARD & BAN	2,700	0	2,700	1,368.62	.00	.00	1,331.38	50.7%
322400	523620	TRAINING & EDUCAT	220	220	220	166.79	.00	.00	53.21	75.8%
322400	531100	SUPPLIES - GENERA	21,000	-10,000	11,000	9,127.44	.00	.00	1,615.40	85.3%
322400	531110	SUPPLIES - OFFICE	3,000	0	3,000	2,628.79	.00	.00	172.33	94.3%
322400	531120	UNIFORMS	3,200	-100	3,100	2,331.16	.00	.00	235.98	92.4%
322400	531150	SUPPLIES - GROUND	4,000	0	4,000	1,425.77	.00	.00	2,574.23	35.6%
322400	531155	SUPPLIES - BUILDI	2,500	0	2,500	.00	.00	.00	2,500.00	55.3%
322400	531200	UTILITIES	28,000	-15,000	13,000	7,133.47	.00	.00	5,813.23	99.5%
322400	531250	GASOLINE	50,000	-7,420	57,420	57,135.26	.00	.00	284.74	99.3%
322400	531270	MEALS - FOOD	7,000	2,000	9,000	7,285.64	.00	.00	300.00	81.0%
322400	531300	OTHER SUPPLIES	500	0	500	177.19	.00	.00	322.81	35.4%
322400	531700	15048 COM SCVS - D	14,000	-7,330	6,670	6,610.79	.00	.00	59.21	99.1%
322400	542400	COMPUTERS & COMPU	0	6,000	6,000	.00	.00	.00	474.41	92.1%
322400	542400	COMPUTERS & COMPU	2,000	0	2,000	599.18	.00	.00	1,400.82	30.0%
TOTAL PD SUPPORT SERVICES			1,190,340	-120,540	1,069,800	1,000,184.23	13,685.94	55,929.83		94.8%

# The City of Dalton



## YEAR-TO-DATE BUDGET REPORT

FOR 2022 99

ACCOUNTS FOR:		ORIGINAL	TRANSFERS/	REVISED	YTD EXPENDED	ENCUMBRANCES	AVAILABLE	PCT
0010	GENERAL FUND - OPERATING	APPROP	ADJUSTMTS	BUDGET			BUDGET	USED
<b>322600 CUSTODY OF PRISONERS</b>								
322600	OTHER PURCHASED S	105,000	-10,000	95,000	80,728.30	256.00	14,015.70	85.2%
	TOTAL CUSTODY OF PRISONERS	105,000	-10,000	95,000	80,728.30	256.00	14,015.70	85.2%
	TOTAL GENERAL FUND - OPERATING	10,230,505	-580,240	9,650,265	9,318,499.58	46,501.05	285,264.37	97.0%
	TOTAL EXPENSES	10,230,505	-580,240	9,650,265	9,318,499.58	46,501.05	285,264.37	

The City of Dalton



YEAR-TO-DATE BUDGET REPORT

FOR 2022 99

	ORIGINAL APPROP	TRANSFERS/ ADJUSTMTS	REVISED BUDGET	YTD EXPENDED	ENCUMBRANCES	AVAILABLE BUDGET	PCT USED
GRAND TOTAL	10,230,505	-580,240	9,650,265	9,318,499.58	46,501.05	285,264.37	97.0%

\*\* END OF REPORT - Generated by Martha Lopez \*\*



# The City of Dalton



## YEAR-TO-DATE BUDGET REPORT

FOR 2022 99

ACCOUNTS FOR:		ORIGINAL	TRANSFERS/	REVISED	YTD ACTUAL	ENCUMBRANCES	AVAILABLE	PCT
0210	CONFISCATED ASSETS	APPROP	ADJUSTMTS	BUDGET			BUDGET	USE/COL
<b>210001 REVENUES</b>								
210001	351320 STATE CASH CONFISC	-43,000	0	-43,000	-35,993.02	.00	-7,006.98	83.7%
210001	361400 STATE INTEREST INC	-250	0	-250	-692.11	.00	442.11	276.8%
210001	361400 TREAS INTEREST TRE	-50	0	-50	-124.05	.00	74.05	248.1%
210001	392100 STATE SALE OF ASSE	-5,000	0	-5,000	-23,295.00	.00	18,295.00	465.9%
TOTAL REVENUES		-48,300	0	-48,300	-60,104.18	.00	11,804.18	124.4%

# The City of Dalton



## YEAR-TO-DATE BUDGET REPORT

FOR 2022 99

ACCOUNTS FOR:		ORIGINAL		REVISED		VTD ACTUAL		ENCUMBRANCES		AVAILABLE		PCT	
0210	CONFISCATED ASSETS	APPROP	TRANSFRS/ ADJSTMTS	BUDGET						BUDGET		USE/COL	
<b>210415 EXPENDITURES</b>													
210415	521100 STATE OFFICIAL/ADM	4,500	0	4,500		4,499.88		.00		4,342.67		100.0%	
210415	523200 STATE COMMUNICATIO	17,000	0	17,000		11,009.70		1,647.63		100.00		74.5%	
210415	523300 STATE ADVERTISING	100	0	100		2,330.00		.00		70.00		97.1%	
210415	523600 STATE DUES & FEES	0	2,400	2,400		4,595.00		.00		405.00		91.9%	
210415	523700 STATE TRAINING & E	5,000	0	5,000		500.00		.00		500.00		.0%	
210415	531600 JUSTI SMALL EQUIPM	500	0	500		.00		.00		500.00		.0%	
210415	531600 STATE SMALL EQUIPM	21,650	-2,400	19,250		3,758.80		.00		15,491.20		19.5%	
210415	531600 TREAS SMALL EQUIPM	500	0	500		.00		.00		500.00		.0%	
210415	531700 JUSTI OTHER SUPPLI	500	0	500		.00		.00		500.00		.0%	
210415	531700 TREAS OTHER SUPPLI	550	0	550		.00		.00		550.00		.0%	
TOTAL EXPENDITURES		50,300	0	50,300		26,193.38		1,647.63		22,458.99		55.3%	
TOTAL CONFISCATED ASSETS		2,000	0	2,000		-33,910.80		1,647.63		34,263.17		-1613.2%	
TOTAL REVENUES		-48,300	0	-48,300		-60,104.18		.00		11,804.18			
TOTAL EXPENSES		50,300	0	50,300		26,193.38		1,647.63		22,458.99			

# The City of Dalton



## YEAR-TO-DATE BUDGET REPORT

FOR 2022 99

	ORIGINAL APPROP	TRANSFRS/ ADJUSTMTS	REVISED BUDGET	YTD ACTUAL	ENCUMBRANCES	AVAILABLE BUDGET	PCT USE/COL
GRAND TOTAL	2,000	0	2,000	-33,910.80	1,647.63	34,263.17	-1613.2%

\*\* END OF REPORT - Generated by Martha Lopez \*\*

# The City of Dalton



## YEAR-TO-DATE BUDGET REPORT

FOR 2022 99

ACCOUNTS FOR:		ORIGINAL	TRANSFERS/	REVISED	YTD ACTUAL	ENCUMBRANCES	AVAILABLE	PCT
0370 CAPITAL ACQUISITION FUND		APPROP	ADJUSTMTS	BUDGET			BUDGET	USE/COL
<b>370001 REVENUES</b>								
370001	361400 INTEREST INCOME	-2,000	0	-2,000	-25,205.06	.00	23,205.06	1260.3%
370001	371000 DONATIONS	0	-62,500	-62,500	-62,500.00	.00	.00	100.0%
TOTAL REVENUES		-2,000	-62,500	-64,500	-87,705.06	.00	23,205.06	136.0%

# The City of Dalton



## YEAR-TO-DATE BUDGET REPORT

FOR 2022 99

ACCOUNTS FOR:		ORIGINAL	TRANSFRS/	REVISED	YTD ACTUAL	ENCUMBRANCES	AVAILABLE	PCT
0370	CAPITAL ACQUISITION FUND	APPROP	ADJUSTMTS	BUDGET			BUDGET	USE/COL
<b>370002 OTHER FINANCING SOURCES</b>								
370002	391000 GF TRANSFERS IN	-384,600	-3,008,000	-3,392,600	-3,392,600.00	.00	.00	100.0%
370002	392100 SALE OF ASSETS (G	0	-45,000	-45,000	-73,420.88	.00	28,420.88	163.2%
TOTAL OTHER FINANCING SOURCES		-384,600	-3,053,000	-3,437,600	-3,466,020.88	.00	28,420.88	100.8%

# The City of Dalton



## YEAR-TO-DATE BUDGET REPORT

FOR 2022 99

ACCOUNTS FOR:		ORIGINAL		REVISED		YTD ACTUAL		ENCUMBRANCES		AVAILABLE		PCT	
0370	CAPITAL ACQUISITION FUND	APPROP	TRANSFRS/ADJSTMTS	BUDGET						BUDGET		USE/COL	
<b>370005 EXPENDITURES</b>													
370005	522210 132 FACILITY REPAI	0	164,825	164,825	164,824.19		.00			239,860.00	100.0%		
370005	522210 350 FACILITY REPAI	0	264,000	264,000	24,140.00		.00			10,992.81	85.9%		
370005	522210 610 FACILITY REPAI	0	78,000	78,000			.00			132,000.00	33.3%		
370005	522240 610 SITE REPAIRS &	0	198,000	198,000	66,000.00		.00			-1,848.37	192.4%		
370005	523600 DUES & FEES	0	2,000	2,000	3,848.37		.00			90,000.00	100.0%		
370005	523920 133 COMPUTER SOFTW	0	23,365	23,365	23,365.64		.00			18,554.14	25.8%		
370005	531600 153 SMALL EQUIPMEN	0	90,000	90,000	6,122.44		.00			225,000.00	15.1%		
370005	531600 610 SMALL EQUIPMEN	0	25,000	25,000	5,020.00		.00			149,725.00	40.1%		
370005	531600 742 SMALL EQUIPMEN	0	5,020	5,020	92,200.00		.00			-140,506.00	111.2%		
370005	541200 610 SITE IMPROVEME	0	92,200	92,200			.00			6,810.00	89.3%		
370005	541300 610 BUILDINGS & BU	0	1,616,000	1,616,000	40,000.00		.00			12,92	100.0%		
370005	541400 INFRASTRUCTURE	0	265,000	265,000			.00			65,000.00	99.2%		
370005	541400 132 MACHINERY	0	250,000	250,000	68,275.00		.00			376.00	31.3%		
370005	542100 420 VEHICLES	0	1,250,190	1,250,190	301,818.00		.00			151,200.08	100.0%		
370005	542200 320 VEHICLES	0	298,300	298,300	56,815.00		.00			100,000.00	100.0%		
370005	542200 350 VEHICLES FD	0	65,000	65,000	298,287.08		.00						
370005	542400 610 VEHICLES	0	45,000	45,000			.00						
370005	542500 153 OTHER EQUIPMEN	0	220,000	220,000	29,458.25		.00			-123,908.70	100.0%		
370005	542500 154 OTHER EQUIPMEN	0	100,000	100,000	3,009.45		.00						
370005	542500 350 OTHER EQUIPMEN	0	255,400	255,400			.00						
TOTAL EXPENDITURES		396,600	4,974,325	5,370,925	1,381,768.42	1,449,888.53	2,539,268.05	52.7%					
TOTAL CAPITAL ACQUISITION FUND		10,000	1,858,825	1,868,825	-2,171,957.52	1,449,888.53	2,590,893.99	-38.6%					
TOTAL REVENUES		-386,600	-3,115,500	-3,502,100	-3,553,725.94					51,625.94			
TOTAL EXPENSES		396,600	4,974,325	5,370,925	1,381,768.42	1,449,888.53	2,539,268.05						

# The City of Dalton



## YEAR-TO-DATE BUDGET REPORT

FOR 2022 99

	ORIGINAL ADPROP	TRANSFRS/ ADJSTMTS	REVISED BUDGET	YTD ACTUAL	ENCUMBRANCES	AVAILABLE BUDGET	PCT USE/COL
GRAND TOTAL	10,000	1,858,825	1,868,825	-2,171,957.52	1,449,888.53	2,590,893.99	-38.6%

\*\* END OF REPORT - Generated by Martha Lopez \*\*

## 24

[illegible]



**STATE DRUG SEIZURES  
(Funds)**

Date	Case Number	Remarks	Deposit	Expenditure	January 1, 2022 Starting Balance
1/12/2022	PO 21021033	AT&T Nov 11 - Nov 28 Cell Phones		3,024.80	111,667.87
1/31/2022		Interest Credit	14.91		108,643.07
2/4/2022		DPD's Share - Lookout Mountain Drug Task Force	19,510.00		108,657.98
2/15/2022	PO 21021034	AT&T Nov 29 - Dec 28 Cell Phones		1,706.86	128,167.98
2/15/2022	PO 21021035	Frank's Auto & Wrecker Service 2018 Hyundai Sonata		115.00	126,461.12
2/15/2022	PO 21220001	AT&T Dec 29 - Jan 28 Cell Phones		1,672.88	126,346.12
2/28/2022		Interest Credit	15.26		124,673.24
3/31/2022		Interest Credit	16.94		124,688.50
4/14/2022		GT Gun Trade-In	2,325.00		124,705.44
4/29/2022		Interest Credit	16.05		127,030.44
4/29/2022		GOVDEALS - 2009 Honda Accord Sold	8,887.50		127,046.49
4/29/2022	PO 21220002	DA's Office - Walker Seizure Court Costs		67.81	135,933.99
4/29/2022	PO 21220003	Clerk's Office - Walker Seizure Court Costs		82.00	135,866.18
4/29/2022	PO 21220004	DA's Office - Ruiz & Ramirez Court Costs		56.81	135,784.18
4/29/2022	PO 21220005	Clerk's Office - Ruiz & Ramirez Court Costs		82.00	135,727.37
5/3/2022		GOVDEALS - 2010 Nissan Altima Sold	6,885.00		135,645.37
5/3/2022		GOVDEALS - 2001 White Ford Van Sold	5,197.50		142,530.37
5/31/2022		Interest Credit	20.54		147,727.87
6/10/2022	PO 21220006	CALEA Annual Continuation Fee		4,595.00	147,748.41
6/21/2022		Lovain Seizure 21-0040	3,280.00		143,153.41
6/30/2022		Interest Credit	19.15		146,433.41
7/15/2022	PO 21220007	AT&T May 29 - Jun 28 Cell Phones		1,103.17	146,452.56
7/20/2022	PO 21220008	DA's Office - Arze & Perez Seizure Court Costs		160.00	145,349.39
7/20/2022	PO 21220009	Clerk's Office - Arze & Perez Seizure Court Costs		82.00	145,189.39
7/20/2022	PO 21220010	DA's Office - Baker & Parsons Seizure Court Costs		199.81	145,107.39
7/20/2022	PO 21220011	Clerk's Office - Baker & Parsons Seizure Court Costs		82.00	144,907.58
					144,825.58

**STATE DRUG SEIZURES  
(Funds)**

Date	Case Number	Remarks	Deposit	Expenditure	January 1, 2022 Starting Balance
7/20/2022	PO 21220012	DA's Office - Espinoza Seizure Court Costs		38.44	144,787.14
7/20/2022	PO 21220013	Clerk's Office - Espinoza Seizure Court Costs		82.00	144,705.14
7/20/2022	PO 21220014	DA's Office - McPherson Seizure Court Costs		250.31	144,454.83
7/20/2022	PO 21220015	Clerk's Office - McPherson Seizure Court Costs		82.00	144,372.83
7/29/2022		Interest Credit	18.50		144,391.33
8/18/2022	PO 21220016	DA's Office - Jacobo-Martinez Seizure Court Costs		389.10	144,002.23
8/18/2022	PO 21220017	Clerk's Office - Jacobo-Martinez Seizure Court Costs		82.00	143,920.23
8/18/2022	PO 21220018	DA's Office - Storey Seizure Court Costs		201.81	143,718.42
8/18/2022	PO 21220019	Clerk's Office - Storey Seizure Court Costs		82.00	143,636.42
8/18/2022	PO 21220020	DA's Office - Turpin Seizure Court Costs		72.91	143,563.51
8/18/2022	PO 21220021	Clerk's Office - Turpin Seizure Court Costs		82.00	143,481.51
8/18/2022	PO 21220022	DA's Office - Sanchez Seizure Court Costs		575.00	142,906.51
8/18/2022	PO 21220023	Clerk's Office - Sanchez Seizure Court Costs		82.00	142,824.51
8/18/2022	PO 21220024	DA's Office - Bowman Seizure Court Costs		38.44	142,786.07
8/18/2022	PO 21220025	DA's Office - Delgadillo-Silva & Renteria Seizure Court Costs		538.44	142,247.63
8/18/2022	PO 21220026	AT&T Jun 29 - Jul 28 Cell Phones		1,639.09	140,608.54
8/31/2022		Interest Credit	20.66		140,629.20
9/28/2022	PO 21220027	AT&T Jul 29 - Aug 28 Cell Phones		1,649.05	138,980.15
9/29/2022		Mitchell Seizure 20-004834	1,410.00		140,390.15
9/30/2022		Interest Credit	18.48		140,408.63
10/31/2022		Interest Credit	19.08		140,427.71
11/3/2022		Hamrick Seizure 21-007220	28,000.02		168,427.73
11/3/2022	PO 21220028	AT&T Aug 29 - Sep 28 Cell Phones		1,650.25	166,777.48
11/3/2022		GovDeals Fees - 2009 Honda Accord, 2010 Nissan Altima, 2001 White Ford Van		2,330.00	164,447.48
11/15/2022	PO 21220029	DA's Office - Hamrick & Carrol Seizure Court Costs		2,800.00	161,647.48
11/15/2022	PO 21220030	Clerk's Office - Hamrick & Carrol Seizure Court Costs		82.00	161,565.48
11/15/2022	PO 21220031	AT&T Sep 29 - Oct 28 Cell Phones		1,647.63	159,917.85

**STATE DRUG SEIZURES  
(Funds)**

Date	Case Number	Remarks	Deposit	Expenditure	January 1, 2022 Starting Balance
11/30/2022		Interest Credit	257.13		160,174.98
12/15/2022	PO 212220036	DA's Office - Lovain Seizure Court Costs		328.00	159,846.98
12/15/2022	PO 212220037	Clerk's Office - Lovain Seizure Court Costs		82.00	159,764.98
12/15/2022	PO 212220038	DA's Office - Mendiola Seizure Court Costs		56.90	159,708.08
12/15/2022	PO 212220039	Clerk's Office - Mendiola Seizure Court Costs		82.00	159,626.08
12/15/2022	PO 212220040	DA's Office - Jones Seizure Court Costs		136.60	159,489.48
12/15/2022	PO 212220041	Clerk's Office - Jones Seizure Court Costs		82.00	159,407.48
12/15/2022	PO 212220042	DA's Office - Saavedra Seizure Court Costs		198.10	159,209.38
12/15/2022	PO 212220043	Clerk's Office - Saavedra Seizure Court Costs		82.00	159,127.38
12/15/2022	PO 212220044	DA's Office - Stansell Seizure Court Costs		48.20	159,079.18
12/15/2022	PO 212220045	Clerk's Office - Stansell Seizure Court Costs		82.00	158,997.18
12/15/2022	PO 212220046	DA's Office - Cleary Seizure Court Costs		390.50	158,606.68
12/15/2022	PO 212220047	Clerk's Office - Cleary Seizure Court Costs		82.00	158,524.68
12/15/2022	PO 212220032	DA's Office - Borrego Seizure Court Costs		207.50	158,317.18
12/15/2022	PO 212220033	Clerk's Office - Borrego Seizure Court Costs		82.00	158,235.18
12/15/2022	PO212220034	Title for Seized Vehicle - 2006 Gold Ford Expedition		28.00	158,207.18
12/15/2022	PO 212220035	AT&T Oct 29 - Nov 28 Cell Phones		1,647.63	156,559.55
12/28/2022		Stansell Seizure 22-004353	482.00		157,041.55
12/28/2022		Mendiola Seizure 21-007866	569.00		157,610.55
12/28/2022		Daniel Seizure 22-004768	735.00		158,345.55
12/28/2022		Jones Seizure 21-002235	1,366.00		159,711.55
12/28/2022		Saavedra Seizure 22-002948	1,981.00		161,692.55
12/28/2022		Borrego Seizure 21-007466	2,075.00		163,767.55
12/28/2022		Cleary Seizure 22-004719	3,905.00		167,672.55
12/30/2022		Interest Credit	255.41		167,927.96

**Federal Forfeitures Fund  
Justice Funds**

Date	Case Number	Remarks	Deposit	Expenditure	January 1, 2022 Starting Balance
1/31/2022		Balance			0.00
2/28/2022		Balance			0.00
3/31/2022		Balance			0.00
4/25/2022		Balance			0.00
5/31/2022		Balance			0.00
6/30/2002		Balance			0.00
7/29/2022		Balance			0.00
8/31/2022		Balance			0.00
9/30/2022		Balance			0.00
10/31/2022		Balance			0.00
11/30/2022		Balance			0.00
12/30/2022		Balance			0.00

**Federal Forfeitures Fund  
Treasury Funds**

Date	Case Number	Remarks	Deposit	Expenditure	January 1, 2022 Starting Balance
1/31/2022		Interest Credit	3.71		27,292.71
2/28/2022		Interest Credit	3.35		27,296.42
3/31/2022		Interest Credit	3.71		27,299.77
4/29/2022		Interest Credit	3.47		27,303.48
5/31/2022		Interest Credit	3.83		27,306.95
6/30/2022		Interest Credit	3.59		27,310.78
7/29/2022		Interest Credit	3.47		27,314.37
8/31/2022		Interest Credit	3.95		27,317.84
9/30/2022		Interest Credit	3.59		27,321.79
10/31/2022		Interest Credit	3.71		27,325.38
11/30/2022		Interest Credit	43.80		27,329.09
12/30/2022		Interest Credit	43.87		27,372.89
			<b>124.05</b>		27,416.76



# Dalton Fire Department

404 School Street, Dalton, GA 30720

Phone: 706-278-7363

## Detailed Selected Statistics and Management Activity

By Incident Type

Report Period: 12/01/22 - 12/31/22 23:59:59

CODE	DESCRIPTOR	FREQUENCY	FREQ. PERCENT	EXPs	AVG # SUPPR. PERS	AVG # EMS PERS	AVG # OTHER PERS	AVG # SUPPR. APPR.	AVG # EMS APPR.	AVG # OTHER APPR.	AVERAGE # MAN HOURS	TOTAL MAN HOURS	AVERAGE RESPONSE TIME (min)
111	Building fire	5	1.36%	2	15.2	0	1.6	5	0.00	1.2	40.66	161.833331	3.83
123	Fire in portable building, fixed location	1	0.27%	0	15	0	2	5	0.00	1	35.42	18.016666	3.15
131	Passenger vehicle fire	3	0.81%	1	12	0	2.67	4	0.00	1.33	25.50	68.750000	5.12
132	Road freight or transport vehicle fire	1	0.27%	0	15	0	1	5	0.00	1	57.33	48.233333	2.50
142	Brush or brush-and-grass mixture fire	1	0.27%	0	3	0	0	1	0.00	0	0.40	.400000	0.00
251	Excessive heat, scorch burns with no ignition	1	0.27%	0	15	0	1	5	0.00	1	21.07	12.466666	5.30
311	Medical assist, assist EMS crew	184	49.86%	0	0.03	3.11	0.01	0.01	1.01	0.01	1.03	186.683327	4.90
322	Motor vehicle accident with injuries	18	4.88%	0	0	4.67	0.5	0	1.56	0.22	2.26	32.083331	3.18
323	Motor vehicle/pedestrian accident (MV Ped)	5	1.36%	0	0	3.8	0	0	1.20	0	1.05	4.100000	3.21
324	Motor vehicle accident with no injuries.	11	2.98%	0	0.64	5.18	0.18	0.18	1.73	0.18	2.05	18.033332	4.64
353	Removal of victim(s) from stalled elevator	1	0.27%	0	6	0	0	2	0.00	0	7.30	7.300000	5.22
410	Combustible/flammable gas/liquid condition, other	1	0.27%	0	13	0	1	4	0.00	1	2.80	2.700000	3.13
411	Gasoline or other flammable liquid spill	1	0.27%	0	6	0	0	2	0.00	0	1.70	1.700000	4.32

CODE	DESCRIPTOR	FREQUENCY	FREQ. PERCENT	EXPS	AVG # SUPPR. PERS	AVG # EMS PERS	AVG # OTHER PERS	AVG # SUPPR. APPR.	AVG # EMS APPR.	AVG # OTHER APPR.	AVERAGE # MAN HOURS	TOTAL MAN HOURS	AVERAGE RESPONSE TIME (min)
412	Gas leak (natural gas or LPG)	2	0.54%	0	10.5	0	0.5	3.5	0.00	0.5	4.31	8.200000	3.21
424	Carbon monoxide incident	1	0.27%	0	6	0	1	2	0.00	1	4.08	4.033333	6.77
442	Overheated motor	1	0.27%	0	3	0	0	1	0.00	0	0.50	.500000	0.00
443	Breakdown of light ballast	1	0.27%	0	15	0	1	5	0.00	1	7.73	6.033333	3.02
444	Power line down	4	1.08%	0	3.75	0	0.25	1.25	0.00	0.25	2.53	8.866666	5.41
445	Arcing, shorted electrical equipment	2	0.54%	0	9	0	0.5	3	0.00	0.5	6.02	11.083333	4.86
500	Service Call, other	4	1.08%	0	3	0	0	1	0.00	0	0.87	3.500000	5.00
520	Water problem, other	1	0.27%	0	3	0	0	1	0.00	0	1.35	1.350000	5.77
522	Water or steam leak	13	3.52%	0	7.69	0	0.54	2.46	0.00	0.54	6.54	72.683329	4.35
550	Public service assistance, other	1	0.27%	0	3	0	0	1	0.00	0	0.90	.900000	6.72
551	Assist police or other governmental agency	1	0.27%	0	3	0	0	1	0.00	0	0.35	.350000	2.37
553	Public service	1	0.27%	0	3	0	1	1	0.00	1	1.33	1.300000	6.68
561	Unauthorized burning	2	0.54%	0	3.5	0	0	1	0.00	0	0.76	1.516666	5.11
611	Dispatched & canceled en route	28	7.59%	0	3.11	2.07	0.21	1	0.68	0.21	0.29	7.199997	0.00
622	No incident found on arrival at dispatch address	8	2.17%	0	2.25	2.63	0.13	0.75	0.88	0.13	0.85	6.316666	4.19
651	Smoke scare, odor of smoke	6	1.63%	0	7.67	0	0.67	2.5	0.00	0.67	2.78	17.916665	3.31
671	HazMat release investigation w/no HazMat	1	0.27%	0	17	0	2	5	0.00	1	4.43	3.033332	3.37
700	False alarm or false call, other	1	0.27%	0	15	0	1	5	0.00	1	3.47	3.466666	3.93
715	Local alarm system, malicious false alarm	1	0.27%	0	9	0	4	3	0.00	2	5.63	4.433333	3.83

CODE	DESCRIPTOR	FREQUENCY	FREQ. PERCENT	EXPs	AVG # SUPPR. PERS	AVG # EMS PERS	AVG # OTHER PERS	AVG # SUPPR. APPR.	AVG # EMS APPR.	AVG # OTHER APPR.	AVERAGE # MAN HOURS	TOTAL MAN HOURS	AVERAGE RESPONSE TIME (min)
731	Sprinkler activation due to malfunction	10	2.71%	0	10.2	0	0.6	3.3	0.00	0.6	5.90	45.399997	3.90
732	Extinguishing system activation due to malfunction	1	0.27%	0	14	0	2	4	0.00	1	13.60	12.266666	4.72
733	Smoke detector activation due to malfunction	2	0.54%	0	14	0	1	4.5	0.00	1	5.25	6.216665	4.07
735	Alarm system sounded due to malfunction	13	3.52%	0	12.08	0	1.15	3.77	0.00	0.92	6.41	48.283327	4.55
741	Sprinkler activation, no fire - unintentional	6	1.63%	0	10.17	0	1	3.17	0.00	1	8.47	40.883330	4.93
743	Smoke detector activation, no fire - unintentional	9	2.44%	0	11.89	0	1.44	3.78	0.00	0.89	3.46	22.933329	4.09
744	Detector activation, no fire - unintentional	2	0.54%	0	12.5	0	1	4	0.00	1	3.71	4.333333	4.27
745	Alarm system activation, no fire - unintentional	14	3.79%	0	11.64	0	1.29	3.79	0.00	0.93	3.69	37.433328	4.72
<b>Totals</b>		<b>369</b>	<b>100%</b>	<b>3</b>	<b>3.40</b>	<b>2.20</b>	<b>0.35</b>	<b>1.09</b>	<b>0.72</b>	<b>0.27</b>	<b>3.13</b>	<b>942.73</b>	<b>4.22</b>
<b>Mutual Aid Given Incidents</b>		<b>14</b>											





# Dalton Fire Department

404 School Street, Dalton, GA 30720

Phone: 706-278-7363

## Response Summary by Station

Report Period: 12/01/22 - 12/31/22 23:59:59

Station	Responses	% Fire	% EMS	Other	Per Day
Station 1	128	4.69	52.34	42.97	4.27
Station 2	73	1.37	58.9	39.73	2.43
Station 3	84	0	63.1	36.9	2.8
Station 4	49	2.04	69.39	28.57	1.63
Station 5	48	4.17	54.17	41.67	1.6

**Total 382**

01/06/23 16:24:41



# Dalton Fire Department

404 School Street, Dalton, GA 30720

Phone: 706-278-7363

## Breakdown by Incident Type

Report Period: 12/01/22 - 12/31/22 23:59:59

Incident Type	Incidents	Exposures
311 Medical assist, assist EMS crew	185	0
611 Dispatched & canceled en route	34	0
322 Motor vehicle accident with injuries	20	0
745 Alarm system activation, no fire - unintentional	15	0
735 Alarm system sounded due to malfunction	13	0
522 Water or steam leak	13	0
324 Motor vehicle accident with no injuries.	12	0
731 Sprinkler activation due to malfunction	10	0
743 Smoke detector activation, no fire - unintentional	9	0
622 No incident found on arrival at dispatch address	8	0
651 Smoke scare, odor of smoke	6	0
741 Sprinkler activation, no fire - unintentional	6	0
323 Motor vehicle/pedestrian accident (MV Ped)	5	0
444 Power line down	4	0
445 Arcing, shorted electrical equipment	4	0
500 Service Call, other	4	0
111 Building fire	3	2
131 Passenger vehicle fire	3	1
412 Gas leak (natural gas or LPG)	3	0
561 Unauthorized burning	2	0
733 Smoke detector activation due to malfunction	2	0
744 Detector activation, no fire - unintentional	2	0
732 Extinguishing system activation due to malfunction	1	0
671 HazMat release investigation w/no HazMat	1	0

01/06/23 16:24:02

Incident Type	Incidents	Exposures
700 False alarm or false call, other	1	0
715 Local alarm system, malicious false alarm	1	0
520 Water problem, other	1	0
550 Public service assistance, other	1	0
551 Assist police or other governmental agency	1	0
553 Public service	1	0
424 Carbon monoxide incident	1	0
442 Overheated motor	1	0
443 Breakdown of light ballast	1	0
353 Removal of victim(s) from stalled elevator	1	0
410 Combustible/flammable gas/liquid condition, other	1	0
411 Gasoline or other flammable liquid spill	1	0
132 Road freight or transport vehicle fire	1	0
142 Brush or brush-and-grass mixture fire	1	0
251 Excessive heat, scorch burns with no ignition	1	0
118 Trash or rubbish fire, contained	1	0
123 Fire in portable building, fixed location	1	0

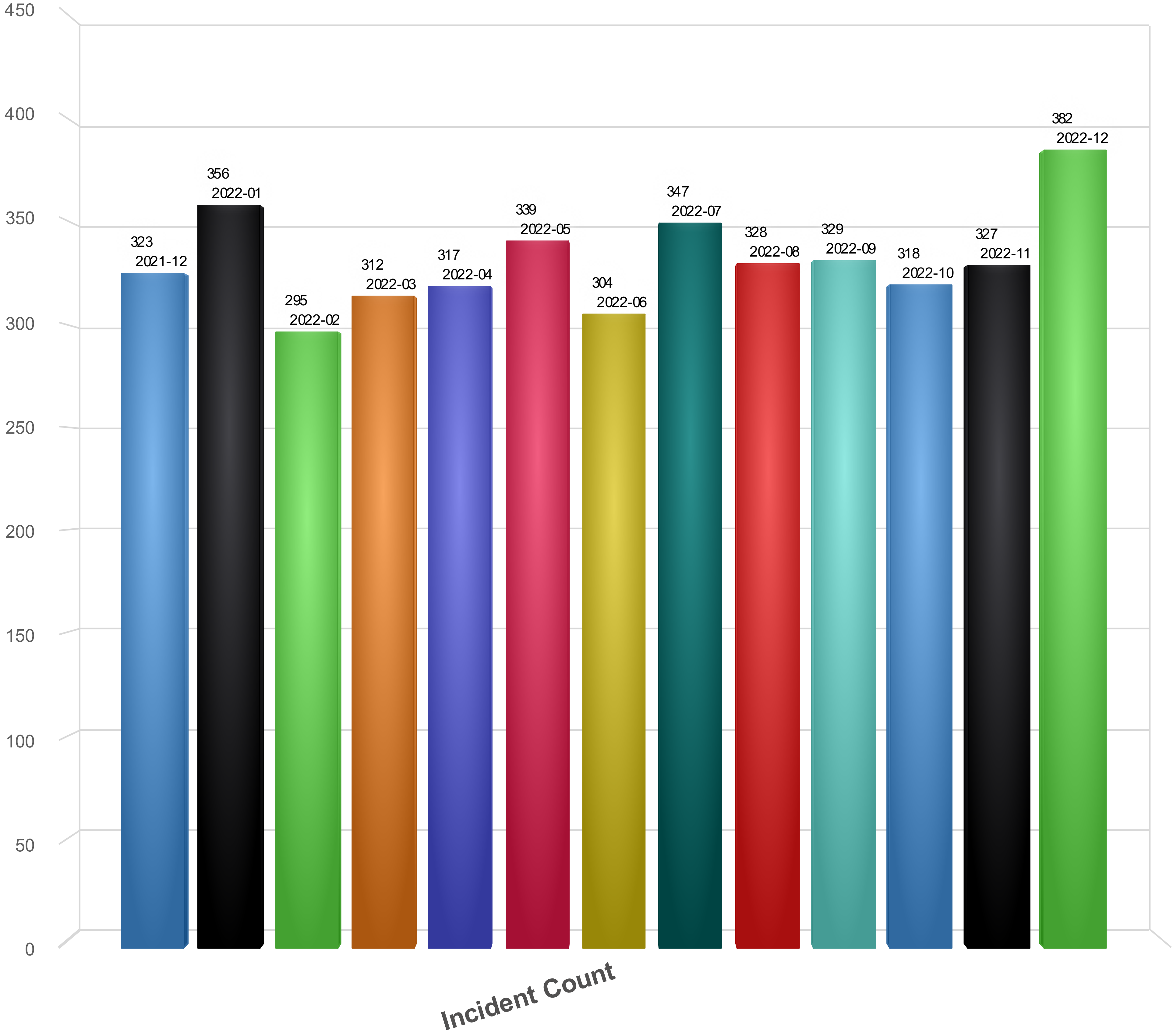
	Incidents	Exposures
<b>Total</b>	<b>382</b>	<b>3</b>

01/06/23 16:24:02

# Incidents by Months

## 12/01/21-12/31/2022

- 2021-12
- 2022-01
- 2022-02
- 2022-03
- 2022-04
- 2022-05
- 2022-06
- 2022-07
- 2022-08
- 2022-09
- 2022-10
- 2022-11
- 2022-12

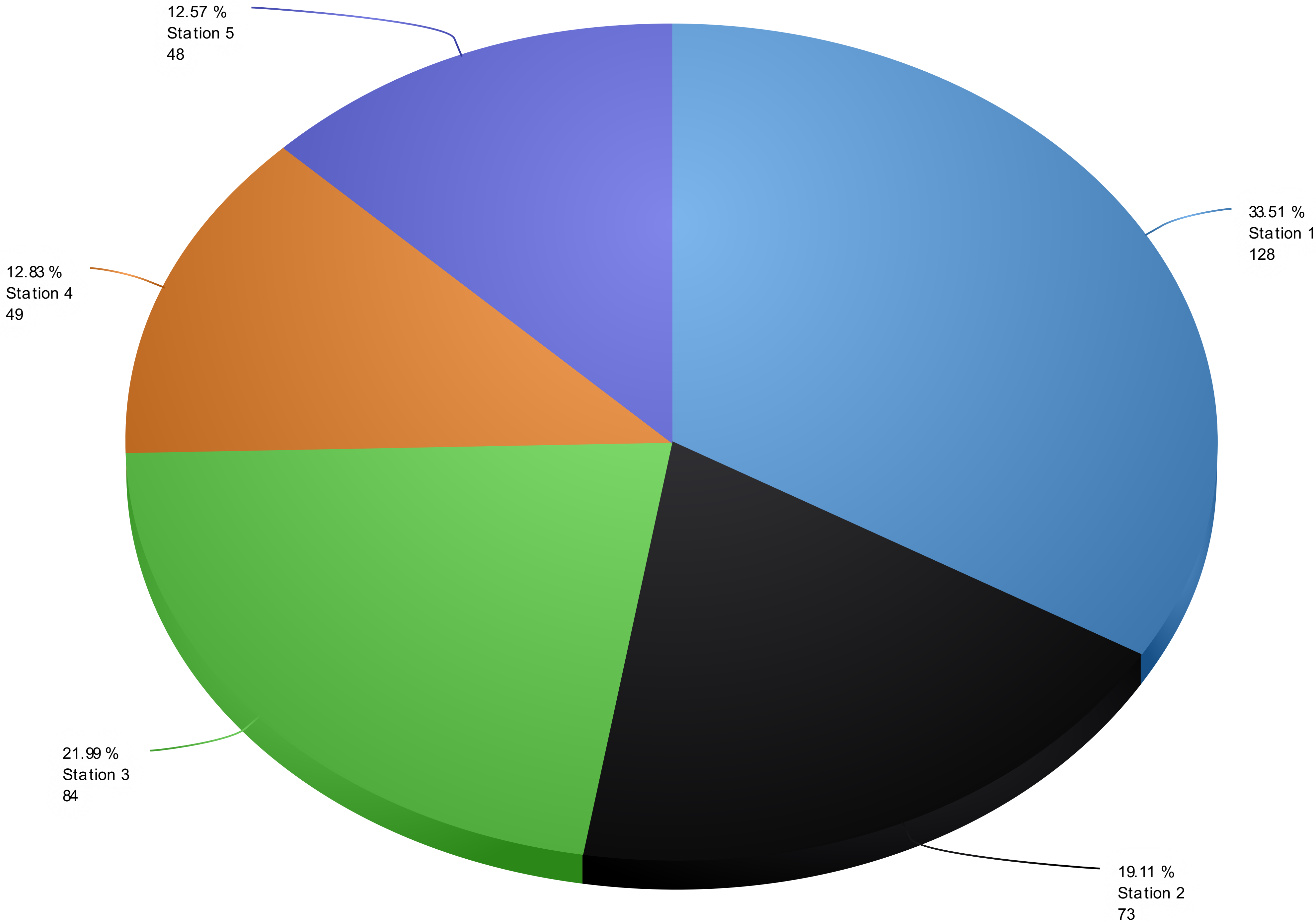


Total of Month: 4,277

- Station 1
- Station 2
- Station 3
- Station 4
- Station 5

# Incidents by Stations

12/01/2022-12/31/2022

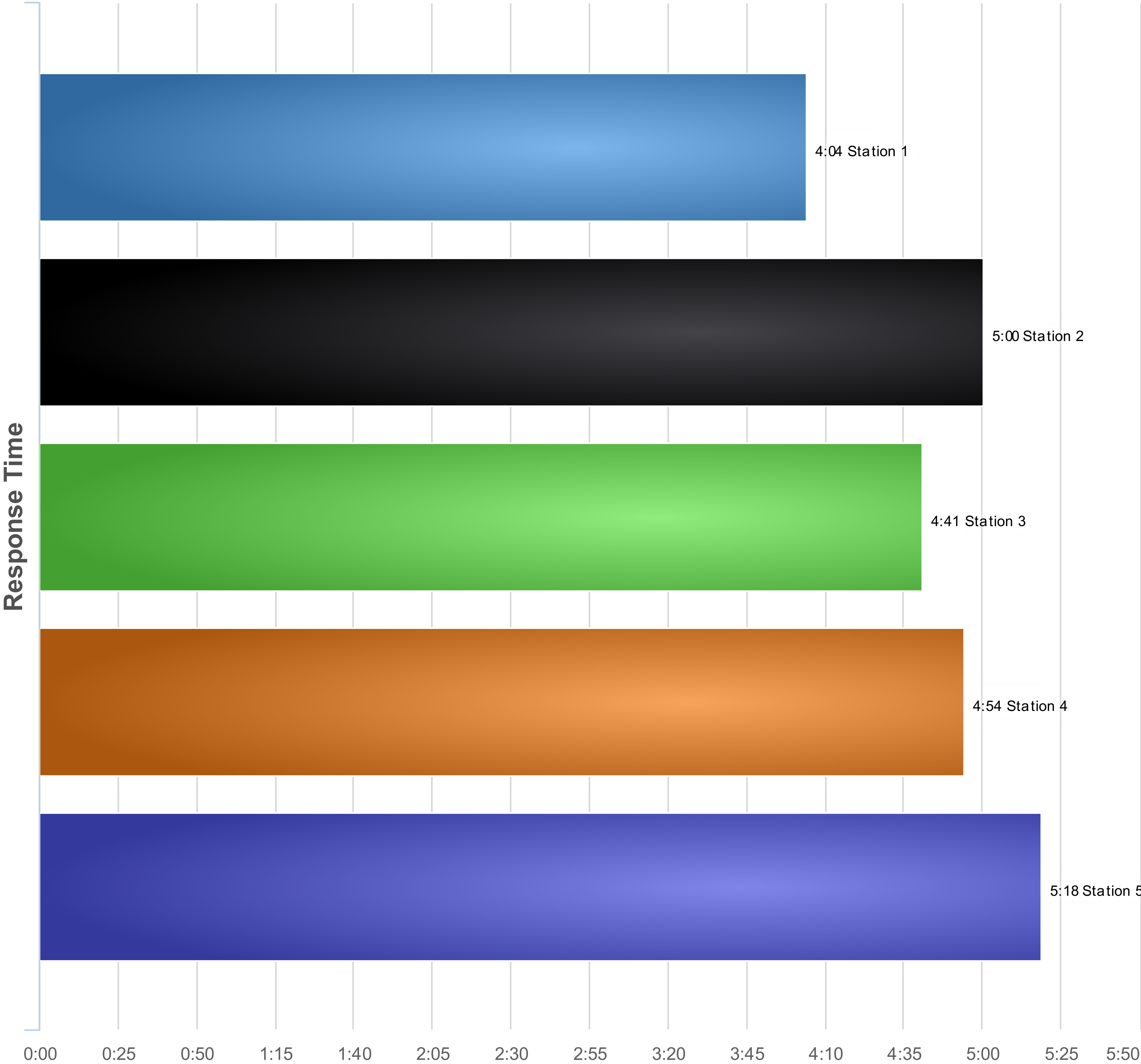


Total of Station: 382

- Station 1
- Station 2
- Station 3
- Station 4
- Station 5

# Average Response Time by Station

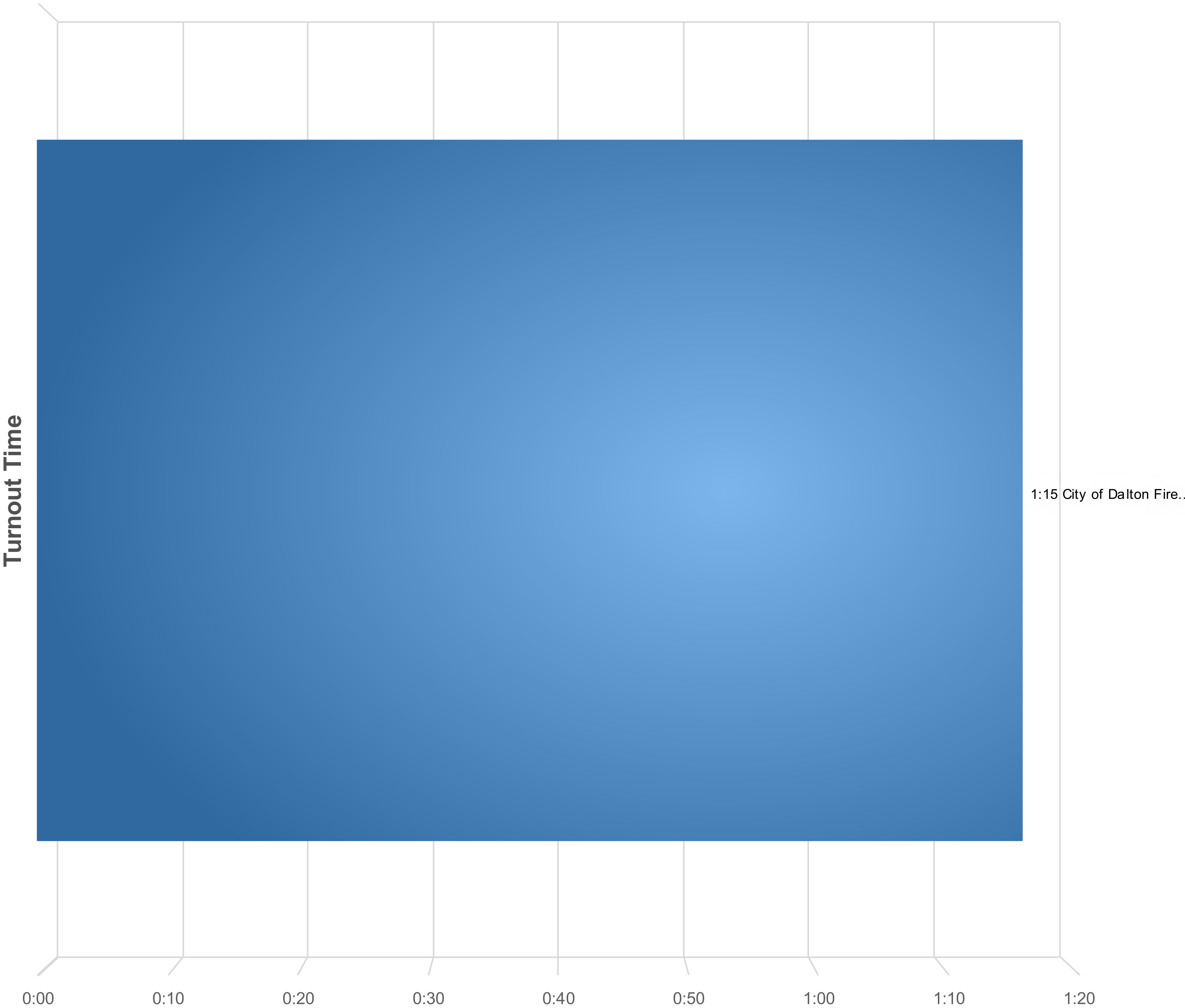
12/01/2022-12/31/2022



Total of Station: 4:39

# Department Average Turnout Time (Alarm-> First En Route)

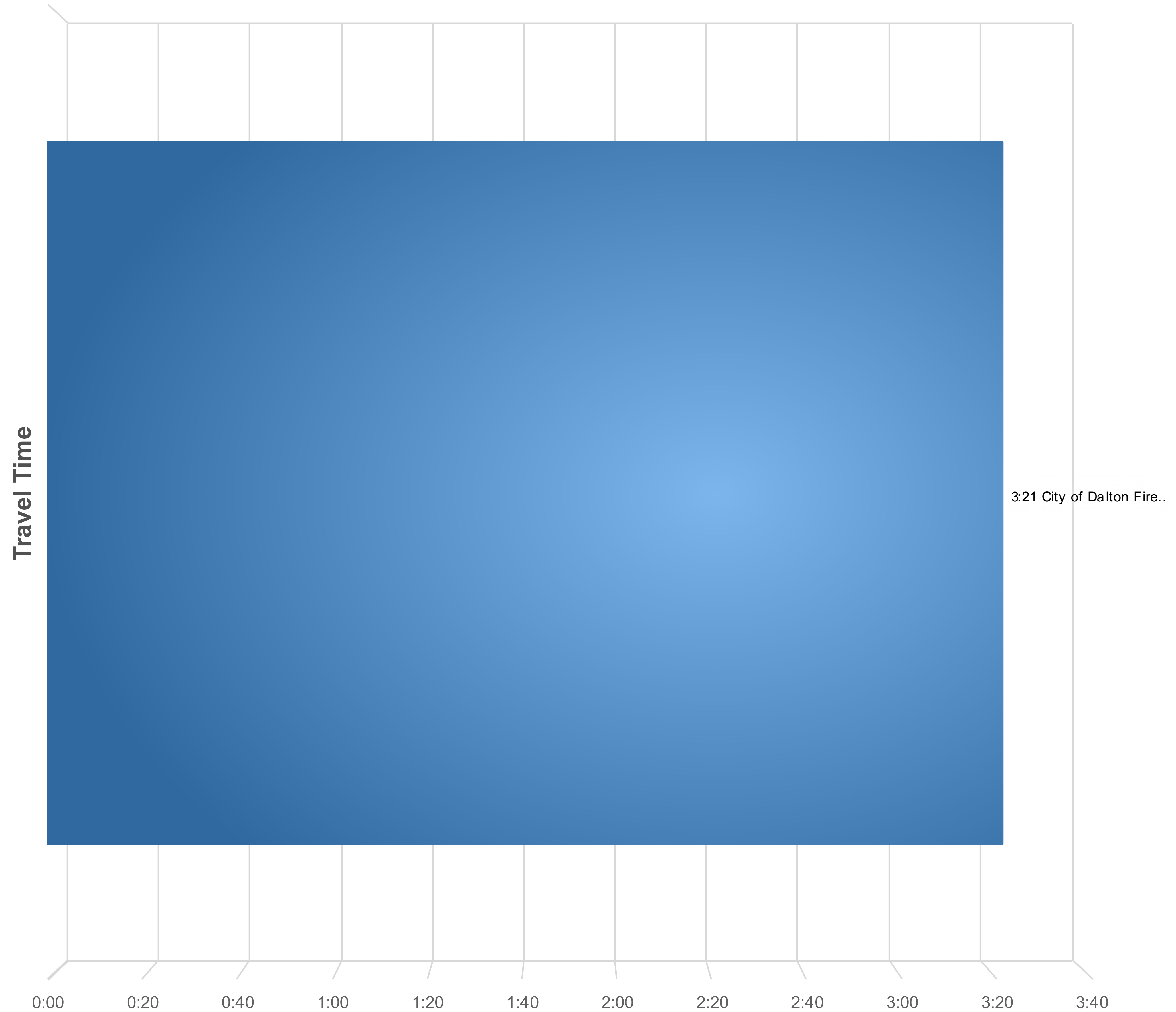
12/01/22-12/31/22





# Department Average Travel Time (First En Route -> First Unit Arrival)

12/01/22-12/31/22







# Dalton Fire Department

404 School Street, Dalton, GA 30720

Phone: 706-278-7363

## Staff Hours by Incident Type

**Report Period: 12/01/22 - 12/31/22 23:59:59**

Incident Type	Hours
311 Medical assist, assist EMS crew	188.24
111 Building fire	161.84
522 Water or steam leak	72.68
131 Passenger vehicle fire	68.75
735 Alarm system sounded due to malfunction	48.30
132 Road freight or transport vehicle fire	48.23
731 Sprinkler activation due to malfunction	45.40
741 Sprinkler activation, no fire - unintentional	40.90
322 Motor vehicle accident with injuries	38.01
745 Alarm system activation, no fire - unintentional	37.79
743 Smoke detector activation, no fire - unintentional	22.93
324 Motor vehicle accident with no injuries.	20.43
123 Fire in portable building, fixed location	18.02
651 Smoke scare, odor of smoke	17.91
445 Arcing, shorted electrical equipment	15.88
251 Excessive heat, scorch burns with no ignition	12.47
732 Extinguishing system activation due to malfunction	12.27
412 Gas leak (natural gas or LPG)	9.05
444 Power line down	8.87
611 Dispatched & canceled en route	8.60
353 Removal of victim(s) from stalled elevator	7.30
622 No incident found on arrival at dispatch address	6.32
733 Smoke detector activation due to malfunction	6.22
443 Breakdown of light ballast	6.03

<b>Incident Type</b>	<b>Hours</b>
715 Local alarm system, malicious false alarm	4.43
744 Detector activation, no fire - unintentional	4.33
323 Motor vehicle/pedestrian accident (MV Ped)	4.10
424 Carbon monoxide incident	4.03
118 Trash or rubbish fire, contained	3.60
500 Service Call, other	3.50
700 False alarm or false call, other	3.47
671 HazMat release investigation w/no HazMat	3.03
410 Combustible/flammable gas/liquid condition, other	2.70
411 Gasoline or other flammable liquid spill	1.70
561 Unauthorized burning	1.52
520 Water problem, other	1.35
553 Public service	1.30
550 Public service assistance, other	0.90
442 Overheated motor	0.50
142 Brush or brush-and-grass mixture fire	0.40
551 Assist police or other governmental agency	0.35

<b>Total</b>	<b>963.65</b>
--------------	---------------



# Dalton Fire Department

404 School Street, Dalton, GA 30720

Phone: 706-278-7363

## Injuries and Property Los

(Dates: 12/01/22 - 12/31/22 23:59:59)

CODE	DESCRIPTOR	FREQ	FREQ %	EXPs	CIV DTHS	CIV DTHS	CIV INJ	CIV INJS	FF DTHS	FF DTHS	FF INJ	FF INJS	PROP LOSS	PROP LOSS	CONT LOSS	CONT LOSS	TOTAL LOSS	TOTAL LOSS %
111	Building fire	5	1.36%	3	2	50.00%	0	0.00%	0	0.00%	0	0.00%	220,000	79.71%	65,000	56.03%	285,000	72.70%
118	Trash or rubbish fire, contained	0	0.00%	0	0	0.00%	0	0.00%	0	0.00%	0	0.00%	0	0.00%	0	0.00%	0	0.00%
123	Fire in portable building, fixed location	1	0.27%	0	0	0.00%	0	0.00%	0	0.00%	0	0.00%	5,500	1.99%	1,000	0.86%	6,500	1.66%
131	Passenger vehicle fire	3	0.81%	1	0	0.00%	0	0.00%	0	0.00%	0	0.00%	10,500	3.80%	0	0.00%	10,500	2.68%
132	Road freight or transport vehicle fire	1	0.27%	0	2	50.00%	0	0.00%	0	0.00%	0	0.00%	40,000	14.49%	50,000	43.10%	90,000	22.96%
142	Brush or brush-and-grass mixture fire	1	0.27%	0	0	0.00%	0	0.00%	0	0.00%	0	0.00%	0	0.00%	0	0.00%	0	0.00%
251	Excessive heat, scorch burns with no ignition	1	0.27%	0	0	0.00%	0	0.00%	0	0.00%	0	0.00%	0	0.00%	0	0.00%	0	0.00%
311	Medical assist, assist EMS crew	184	49.86%	0	0	0.00%	0	0.00%	0	0.00%	0	0.00%	0	0.00%	0	0.00%	0	0.00%
322	Motor vehicle accident with injuries	18	4.88%	0	0	0.00%	0	0.00%	0	0.00%	0	0.00%	0	0.00%	0	0.00%	0	0.00%

CODE	DESCRIPTOR	FREQ	FREQ %	EXPs	CIV DTHS	CIV DTHS	CIV INJ	CIV INJS	FF DTHS	FF DTHS	FF INJ	FF INJS	PROP LOSS	PROP LOSS	CONT LOSS	CONT LOSS	TOTAL LOSS	TOTAL LOSS %
323	Motor vehicle/pedestrian accident (MV Ped)	5	1.36%	0	0	0.00%	0	0.00%	0	0.00%	0	0.00%	0	0.00%	0	0.00%	0	0.00%
324	Motor vehicle accident with no injuries.	11	2.98%	0	0	0.00%	0	0.00%	0	0.00%	0	0.00%	0	0.00%	0	0.00%	0	0.00%
353	Removal of victim(s) from stalled elevator	1	0.27%	0	0	0.00%	0	0.00%	0	0.00%	0	0.00%	0	0.00%	0	0.00%	0	0.00%
410	Combustible/flammable gas/liquid condition, other	1	0.27%	0	0	0.00%	0	0.00%	0	0.00%	0	0.00%	0	0.00%	0	0.00%	0	0.00%
411	Gasoline or other flammable liquid spill	1	0.27%	0	0	0.00%	0	0.00%	0	0.00%	0	0.00%	0	0.00%	0	0.00%	0	0.00%
412	Gas leak (natural gas or LPG)	2	0.54%	0	0	0.00%	0	0.00%	0	0.00%	0	0.00%	0	0.00%	0	0.00%	0	0.00%
424	Carbon monoxide incident	1	0.27%	0	0	0.00%	0	0.00%	0	0.00%	0	0.00%	0	0.00%	0	0.00%	0	0.00%
442	Overheated motor	1	0.27%	0	0	0.00%	0	0.00%	0	0.00%	0	0.00%	0	0.00%	0	0.00%	0	0.00%
443	Breakdown of light ballast	1	0.27%	0	0	0.00%	0	0.00%	0	0.00%	0	0.00%	0	0.00%	0	0.00%	0	0.00%
444	Power line down	4	1.08%	0	0	0.00%	0	0.00%	0	0.00%	0	0.00%	0	0.00%	0	0.00%	0	0.00%
445	Arcing, shorted electrical equipment	2	0.54%	0	0	0.00%	0	0.00%	0	0.00%	0	0.00%	0	0.00%	0	0.00%	0	0.00%
500	Service Call, other	4	1.08%	0	0	0.00%	0	0.00%	0	0.00%	0	0.00%	0	0.00%	0	0.00%	0	0.00%

CODE	DESCRIPTOR	FREQ	FREQ %	EXPs	CIV DTHS	CIV DTHS	CIV INJ	CIV INJS	FF DTHS	FF DTHS	FF INJ	FF INJS	PROP LOSS	PROP LOSS	CONT LOSS	CONT LOSS	TOTAL LOSS	TOTAL LOSS %
520	Water problem, other	1	0.27%	0	0	0.00%	0	0.00%	0	0.00%	0	0.00%	0	0.00%	0	0.00%	0	0.00%
522	Water or steam leak	13	3.52%	0	0	0.00%	0	0.00%	0	0.00%	0	0.00%	0	0.00%	0	0.00%	0	0.00%
550	Public service assistance, other	1	0.27%	0	0	0.00%	0	0.00%	0	0.00%	0	0.00%	0	0.00%	0	0.00%	0	0.00%
551	Assist police or other governmental agency	1	0.27%	0	0	0.00%	0	0.00%	0	0.00%	0	0.00%	0	0.00%	0	0.00%	0	0.00%
553	Public service	1	0.27%	0	0	0.00%	0	0.00%	0	0.00%	0	0.00%	0	0.00%	0	0.00%	0	0.00%
561	Unauthorized burning	2	0.54%	0	0	0.00%	0	0.00%	0	0.00%	0	0.00%	0	0.00%	0	0.00%	0	0.00%
611	Dispatched & canceled en route	28	7.59%	0	0	0.00%	0	0.00%	0	0.00%	0	0.00%	0	0.00%	0	0.00%	0	0.00%
622	No incident found on arrival at dispatch address	8	2.17%	0	0	0.00%	0	0.00%	0	0.00%	0	0.00%	0	0.00%	0	0.00%	0	0.00%
651	Smoke scare, odor of smoke	6	1.63%	0	0	0.00%	0	0.00%	0	0.00%	0	0.00%	0	0.00%	0	0.00%	0	0.00%
671	HazMat release investigation w/no HazMat	1	0.27%	0	0	0.00%	0	0.00%	0	0.00%	0	0.00%	0	0.00%	0	0.00%	0	0.00%
700	False alarm or false call, other	1	0.27%	0	0	0.00%	0	0.00%	0	0.00%	0	0.00%	0	0.00%	0	0.00%	0	0.00%
715	Local alarm system, malicious false alarm	1	0.27%	0	0	0.00%	0	0.00%	0	0.00%	0	0.00%	0	0.00%	0	0.00%	0	0.00%

CODE	DESCRIPTOR	FREQ	FREQ %	EXPs	CIV DTHS	CIV DTHS	CIV INJ	CIV INJS	FF DTHS	FF DTHS	FF INJ	FF INJS	PROP LOSS	PROP LOSS	CONT LOSS	CONT LOSS	TOTAL LOSS	TOTAL LOSS %
731	Sprinkler activation due to malfunction	10	2.71%	0	0	0.00%	0	0.00%	0	0.00%	0	0.00%	0	0.00%	0	0.00%	0	0.00%
732	Extinguishing system activation due to malfunction	1	0.27%	0	0	0.00%	0	0.00%	0	0.00%	0	0.00%	0	0.00%	0	0.00%	0	0.00%
733	Smoke detector activation due to malfunction	2	0.54%	0	0	0.00%	0	0.00%	0	0.00%	0	0.00%	0	0.00%	0	0.00%	0	0.00%
735	Alarm system sounded due to malfunction	13	3.52%	0	0	0.00%	0	0.00%	0	0.00%	0	0.00%	0	0.00%	0	0.00%	0	0.00%
741	Sprinkler activation, no fire - unintentional	6	1.63%	0	0	0.00%	0	0.00%	0	0.00%	0	0.00%	0	0.00%	0	0.00%	0	0.00%
743	Smoke detector activation, no fire - unintentional	9	2.44%	0	0	0.00%	0	0.00%	0	0.00%	0	0.00%	0	0.00%	0	0.00%	0	0.00%
744	Detector activation, no fire - unintentional	2	0.54%	0	0	0.00%	0	0.00%	0	0.00%	0	0.00%	0	0.00%	0	0.00%	0	0.00%
745	Alarm system activation, no fire - unintentional	14	3.79%	0	0	0.00%	0	0.00%	0	0.00%	0	0.00%	0	0.00%	0	0.00%	0	0.00%
<b>Totals</b>		369	100%	4	4	100%	0	100%	0	100%	0	100%	276,000	100%	116,000	100%	392,000	100%
<b>Mutual Aid Given Incidents</b>		15																

# **Training Division Monthly Report**

## **December 2022**

### **Overview**

Biennial recertification training for licensed EMTs and Paramedics continued in December with a session on medical emergencies. Monthly training included territory familiarization, pre-fire training, core competency check-offs, special operations training, and company level drills chosen by company officers. Training hours during the month of December totaled 1,688.

### **Outside Schools**

7 aspiring company officers attended Fire Department Supervision at Gordon County Fire Rescue.

2 firefighters attended Hazardous Materials Technician at GPSTC and attained state and national certification.

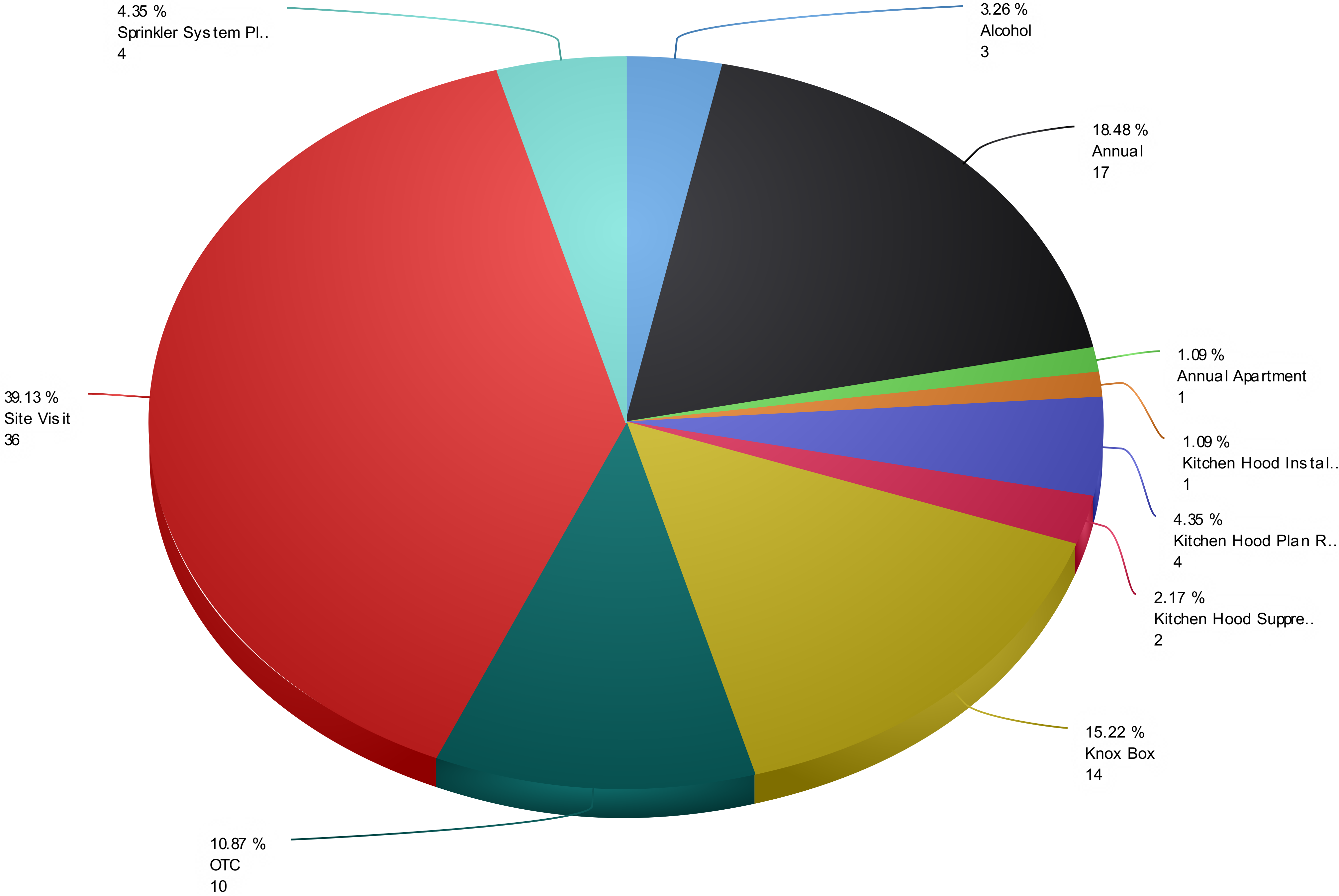
5 students attended Acting Officer in Charge for the Fire Service at Gordon County Fire Rescue.

The department's fleet maintenance coordinators attended Sutphen Technical/Maintenance training in Fort Myers, Florida.

# Inspection Visit History by Inspection Type

12/01/2022-12/31/2022

- Alcohol
- Annual
- Annual Apartment
- Kitchen Hood Installation
- Kitchen Hood Plan Review
- Kitchen Hood Suppression System Plan
- Review
- Knox Box
- OTC
- Site Visit
- Sprinkler System Plan Review



Total of Inspection Type: 92



## YEAR-TO-DATE BUDGET REPORT 12/31/2022

FOR 2022 12									
ACCOUNTS FOR:	GENERAL FUND - OPERATING	ORIGINAL APPROP	TRANFRS/ ADJSTMTS	REVISED BUDGET	YTD EXPENDED	ENCUMBRANCES	AVAILABLE BUDGET	PCT USED	
350000	511100 WAGES REG	5,832,000	35,000	5,867,000	5,754,686.08	.00	112,313.92	98.1%	
350000	511100 COVID REG-OT-COV	0	630	630	629.74	.00	.26	100.0%	
350000	511300 WAGES - OT	501,400	-50,630	450,770	433,666.09	.00	17,103.91	96.2%	
350000	511310 WAGES BON	0	92,000	92,000	92,000.00	.00	.00	100.0%	
350000	512100 GROUP INS	1,061,150	-34,800	1,026,350	1,026,291.70	.00	58.30	100.0%	
350000	512200 FICA & MED	485,000	-20,165	464,835	464,823.48	.00	11.52	100.0%	
350000	512200 COVID FICA-COVID	0	45	45	41.21	.00	3.79	91.6%	
350000	512401 RETDCP	355,000	7,455	362,455	362,454.46	.00	.54	100.0%	
350000	512401 COVID DB-DC-COVI	0	60	60	56.64	.00	3.36	94.4%	
350000	512402 RET DBP	486,000	4,285	490,285	490,796.49	49,897.11	-50,408.60	110.3%	
350000	512403 RET STATE	28,800	0	28,800	27,500.00	.00	1,300.00	95.5%	
350000	512700 WORKERS CO	106,090	1,000	107,090	106,316.20	.00	773.80	99.3%	
350000	512900 OTHER EMPL	35,200	3,500	38,700	35,529.54	.00	3,170.46	91.8%	
350000	512915 CLEANING A	49,900	0	49,900	43,540.09	918.14	5,441.77	89.1%	
350000	512950 FD CANCER	18,500	0	18,500	.00	.00	18,500.00	.0%	
350000	521200 HAZM PROFESSION	14,000	0	14,000	13,975.89	.00	24.11	99.8%	
350000	521210 LEGAL FEES	4,800	0	4,800	2,624.50	.00	2,175.50	54.7%	
350000	522140 LAWN CARE	4,000	1,100	5,100	5,054.65	.00	45.35	99.1%	
350000	522210 BUILD R&M	60,000	0	60,000	53,352.25	3,641.71	3,006.04	95.0%	
350000	522220 EQ REPAIRS	24,000	4,485	28,485	20,902.88	.00	7,582.12	73.4%	
350000	522220 APPA MTN APP	95,000	15,000	110,000	109,202.96	.00	797.04	99.3%	
350000	522320 RENT EQUIP	4,800	0	4,800	3,259.58	.00	1,540.42	67.9%	
350000	523100 INSURANCE	32,980	4,550	37,530	37,501.80	.00	28.20	99.9%	
350000	523200 COMMUNICAT	32,500	1,600	34,100	34,057.38	.00	42.62	99.9%	
350000	523500 TRAVEL	28,000	-10,000	18,000	15,244.86	.00	2,755.14	84.7%	
350000	523600 DUES	6,600	0	6,600	5,125.04	.00	1,474.96	77.7%	
350000	523630 RADIO SUBC	11,900	-500	11,400	10,492.20	.00	907.80	92.0%	
350000	523640 VEHICLE IM	1,100	0	1,100	950.00	.00	150.00	86.4%	
350000	523700 TRAINING	28,000	-2,500	25,500	24,373.72	1,106.50	19.78	99.9%	
350000	523850 CONTRACT L	0	3,300	3,300	3,229.50	.00	70.50	97.9%	
350000	523900 OTHER PUR	0	670	670	622.20	.00	47.80	92.9%	
350000	523920 SOFT LIC	22,500	0	22,500	22,115.48	.00	384.52	98.3%	
350000	531100 SUP GENERA	25,000	-2,500	22,500	19,504.14	316.25	2,679.61	88.1%	
350000	531110 SUP OFFICE	5,000	0	5,000	2,166.35	906.35	1,927.30	61.5%	
350000	531120 UNIFORMS	140,000	-1,750	138,250	133,458.08	1,246.68	3,545.24	97.4%	
350000	531150 SUP GROUND	3,250	0	3,250	934.41	571.20	1,744.39	46.3%	
350000	531200 UTILITIES	125,500	15,000	140,500	138,736.14	.00	1,763.86	98.7%	
350000	531250 OIL	5,000	0	5,000	4,448.79	.00	551.21	89.0%	
350000	531270 GASOLINE	55,000	-27,550	27,450	26,820.08	842.00	-212.08	100.8%	
350000	531275 DIESEL	0	59,500	59,500	57,643.17	3,006.12	-1,149.29	101.9%	
350000	531300 MEALS FOOD	2,000	0	2,000	1,056.34	38.42	905.24	54.7%	
350000	531600 SMALL EQUI	31,000	-15,000	16,000	8,581.50	.00	7,418.50	53.6%	
350000	531700 OTHER SUPP	15,500	-4,870	10,630	8,419.73	.00	2,210.27	79.2%	

**YEAR-TO-DATE BUDGET REPORT**  
12/31/2022

FOR 2022 12									
ACCOUNTS FOR:	GENERAL FUND - OPERATING	ORIGINAL APPROP	TRANFRS/ADJSTMTS	REVISED BUDGET	YTD EXPENDED	ENCUMBRANCES	AVAILABLE BUDGET	PCT USED	
350000 531700	HAZM OTHER SUPP	9,500	0	9,500	9,333.53	78.75	87.72	99.1%	
350000 531700	SAFET OTHER SUPP	5,000	0	5,000	4,522.00	88.17	389.83	92.2%	
350000 542500	OTHER EQUI	4,000	-1,000	3,000	1,070.15	.00	1,929.85	35.7%	
350000 573000	PAYTOOTHER	0	1,000	1,000	1,000.00	.00	.00	100.0%	
TOTAL GENERAL FUND - OPERATING		9,754,970	78,915	9,833,885	9,618,111.02	62,657.40	153,116.58	98.4%	
TOTAL EXPENSES		9,754,970	78,915	9,833,885	9,618,111.02	62,657.40	153,116.58		

# DALTON FIRE DEPARTMENT

## Standard Operating Procedure

**S.O.P.:** T-3  
**Effective:** 07-25-2017  
**Revised:**  
**Reviewed:** 01-28-2023

\_\_\_\_\_  
**Fire Chief Signature**

\_\_\_\_\_  
**DATE**

**Title:** Safety on the Training Ground

**Scope:** All personnel

### **Policy:**

All training evolutions shall be conducted in accordance with the most recent editions of the following codes and standards:

- NFPA 1001, *Standard for Firefighter Professional Qualifications*
- NFPA 1500, *Standard on Fire Department Occupational Safety and Health Program*
- O.C.G.A. 205-1-3, Minimum Requirements for Firefighters Operating in the State of Georgia

All live fire training evolutions shall be conducted in accordance with Dalton Fire Department SOP T-2.

Helmet shall be worn at all times when working near charged hose lines, aerial or ground ladders, rope work, etc.

Eye protection shall be worn when conducting cutting/breaking/breaching operations with hand tools, saws, or torches.

It will be the responsibility of the lead instructor(s) to ensure proper PPE usage for a given training evolution from setup through termination.

Ladders thrown to the burn building that will be utilized for climbing shall be tied off at tip and heel using provided anchors. Ladders used on other structures/props shall be tied off or heeled.

Safety lines and fall protection harnesses shall be utilized in training evolutions where a fall hazard exists (e.g., bailouts, RIT rescues above grade, etc.).

Full PPE and SCBA w /PASS shall be worn during live smoke training or where an IDLH environment is present.

Training evolutions may be postponed or cancelled as necessary to reduce the risk of injury caused by extreme weather conditions. The burn building shall not be occupied when lightning is reported in the area.