



City Council Work Session

Monday, April 06, 2026

4:00 PM

City Hall, 129 E Memorial Dr, Dallas GA 30132

Individuals with disabilities who require certain accommodations in order to allow them to observe and/or participate in this meeting, or who have questions regarding the accessibility of a meeting or the facilities, are required to promptly contact the City's ADA Coordinator Brandon Rakestraw at 770.443.8110 ext. 1401 to allow the city to make reasonable accommodations for those persons.

AGENDA

CALL TO ORDER

RECOGNITION OF VISITORS AND COMMENTS

- [1.](#) PROC 2026-01 Georgia Cities Week
- [2.](#) PROC 2026-02 Safe Digging Month
- [3.](#) PROC 2026-03 Child Abuse Prevention Month
- [4.](#) PROC 2026-04 Donate Life Month

REPORTS

Finance Committee, Mayor Kelly, Chair

- [5.](#) Finance: April 2026

Public Safety Committee, Chris Carter, Chair

- [6.](#) Police: April 2026
- [7.](#) Court: April 2026
- [8.](#) Marshal: April 2026

Economic Development Committee, Jim Henson, Chair

Transportation & Recreation Committee, Candace Callaway, Chair

- [9.](#) Theater/Civic Center: April 2026
- [10.](#) Parks and Recreation: April 2026
- [11.](#) Public Works: April 2026 – Transportation

Utilities & Franchises Committee, Cooper Cochran, Chair

[12.](#) Public Works: April 2026- Utilities

Community Development Committee, Leah Alls, Chair

[13.](#) Community Development: April 2026

Intergovernmental Relations Committee, Nancy Arnold, Chair

City Manager, Kendall Smith

City Attorney, Darrin Keaton

ADDITIONAL/COMMENTS

EXECUTIVE SESSION



Proclamation

GEORGIA CITIES WEEK APRIL, 20-25, 2026 PROCLAMATION 2026-01

Encouraging All Citizens to Support the Celebration and Corresponding Activities

Whereas, City government is the closest to most citizens, and the one with the most direct daily impact upon its residents; and

Whereas, City government is administered for and by its citizens, and is dependent upon public commitment to and understanding of its many responsibilities; and

Whereas, City government officials and employees share the responsibility to pass along their understanding of public services and their benefits; and

Whereas, Georgia Cities Week is a very important time to recognize the important role played by city government in our lives; and

Whereas, This week offers an important opportunity to spread the word to all the citizens of Georgia that they can shape and influence this branch of government through a variety of different projects and information; and

Whereas, Georgia Cities Week offers an important opportunity to convey to all the citizens of Georgia that they can shape and influence government through civic involvement.

Now, therefore, I, L. James Kelly, Mayor of the City of Dallas, Georgia, do hereby resolve that the City of Dallas declares April 20-25, 2026, as Georgia Cities Week.

Be it further resolved, that the City of Dallas encourages all citizens, city government officials and employees to do everything possible to ensure that this week is recognized and celebrated accordingly.

IN WITNESS WHEREOF, I have hereunto set my hand this Sixth Day of April, in the year of our Lord, Two Thousand Twenty-Six, and in the City of Dallas, Georgia.

Mayor L. James Kelly

Proclamation



PROC 2026-02 SAFE DIGGING MONTH APRIL 2026

WHEREAS, Thousands of times each year, the underground infrastructure in Georgia is damaged by those who do not have underground lines located prior to digging, resulting in service interruption, environmental damage and threat to public safety, and;

WHEREAS, In 2005, the Federal Communications Commission designated 811 to provide contractors and homeowners a simple number to contact utility operators to request the location of underground lines at the intended dig site, and:

WHEREAS, The Paulding County Utility Coordinating Committee, a stakeholder-driven organization dedicated to the prevention of damage to underground utilities in Georgia, promotes the National 811 Notification System in an effort to reduce these damages, and;

WHEREAS, Damage prevention is a shared responsibility; by using safe digging practices, the contractors and homeowners of Paulding can save time, money and help keep our infrastructure safe and connected, and;

NOW, THEREFORE, BE IT RESOLVED, I, James Kelly, Mayor of the City of Dallas, Georgia, by virtue of the authority vested in me by the laws of the City of Dallas and the state of Georgia, do hereby proclaim **April 2026, as Safe Digging Month** in the City of Dallas, Georgia; And encourage contractors and homeowners throughout the City of Dallas, Georgia, to always call 811 before digging. Safe digging is no accident!!

IN WITNESS WHEREOF, I have hereunto set my hand this Six day of April, in the year of our Lord Two Thousand Twenty-Six, and in the City of Dallas, in the state of Georgia.

L. James Kelly, Mayor



Proclamation

CHILD ABUSE PREVENTION AWARENESS MONTH APRIL 2026 PROCLAMATION 2026-03

Whereas, Children are the embodiment of innocence and hope for the future. Every child deserves to grow up in a safe, nurturing environment, free from harm and fear. Sadly, child abuse is a reality; a problem we must relentlessly combat through awareness and action.

Whereas, Every responsible person will agree that even one abused child is too many, and that protecting our children is one of our highest priorities. It is vital that we all do our part to ensure that our youth are safe and given the opportunity to have happy childhoods.

Whereas, There are no excuses for child abuse or neglect, but there are many consequences, some which may last a lifetime. Therefore, it is critical that children’s advocacy groups, community organizations, government resources, and others come together to form a network of support that can reach out to those in need. When abuse or neglect does occur, individual citizens have a duty to report it to the appropriate authorities.

Now, therefore, I, James Kelly, Mayor of the City of Dallas, Georgia, do hereby proclaim April 2026 as CHILD ABUSE PREVENTION AWARENESS MONTH in Dallas, Georgia and encourage the citizens to show that they care by committing themselves to fighting child abuse and neglect.

This month, I ask all citizens of Dallas, Georgia to join with the Paulding Child Advocacy Center to fight child abuse. By raising awareness of this issue and standing up for the safety of our children, we can help prevent child abuse and allow our young ones to look forward to bright futures.

IN WITNESS WHEREOF, I have hereunto set my hand this Sixth Day of April, in the year of our Lord Two Thousand Twenty-Six, and in the City of Dallas, Georgia.

Mayor L. James Kelly

P roclamation



NATIONAL DONATE LIFE MONTH APRIL 2026 PROCLAMATION 2026-04

Whereas, One of the most meaningful gifts that a human being can bestow upon another is the gift of life; and

Whereas, More than 109,000 men, women, and children await lifesaving or life-enhancing organ Transplants; and

Whereas, More than 4,700 Georgians are actively awaiting a kidney, pancreas, heart and/or liver transplants. More than 109,000 men, women and children are waiting for organ transplants. Thousands more could benefit from tissue transplantation; and

Whereas, Every year, more than 33,000 men, women and children receive the gift of a lifesaving organ transplant. Most of those individuals return to normal, active lives, and they certainly enjoy a second chance to make memories and celebrate milestones with family and friends. Many transplant recipients work, raise families and positively impact their community thanks to the gift of life; and

Whereas, LifeLink® of Georgia, the non-profit organization dedicated to the recovery of organs and tissue for transplantation therapy in Georgia, with a vision to maximize the gift of life while giving hope to donor families and transplant patients and mission to honor donors and save lives through organ and tissue donation; and

Whereas, Tens of thousands of organ transplants and hundreds of thousands of tissue transplants have occurred as a result of efforts by LifeLink and thanks to the generosity of donors and their families; and

Whereas, Individuals can join the National Donate Life Registry at www.RegisterMe.org. In addition, iPhone users can also register via their phone's Health app. Individuals already on a state registry can also join the national registry, but it is not necessary to ensure one's donation wishes are honored as both are legally binding. At the time of death, if organ and/or tissue donation is an option the recovery organization will check both state and national donor registries; and

Whereas, City supports the life-saving mission of LifeLink® of Georgia; now

Therefore, I, James Kelly, Mayor of the City of Dallas, Georgia, do hereby proclaim April 2026 as NATIONAL DONATE LIFE MONTH in Dallas, Georgia In City, to honor all those who made the decision to give the gift of life, to focus attention on the extreme need for organ, eye and tissue donation, to encourage all residents to take action and sign up on Georgia's Donor Registry at donatelifegeorgia.org, to discuss the miracle of transplantation as a family, and to make a family commitment to organ, eye, and tissue donation IN WITNESS WHEREOF, I have hereunto set my hand this Sixth Day of April, in the year of our Lord Two Thousand Twenty-Six, and in the City of Dallas, Georgia.

Mayor L. James Kelly



STAFF REPORT

MEETING DATE: 04/06/26

PRESENTED BY: Michelle Collings, Finance Department

AGENDA ITEM DESCRIPTION (Agenda Content):

Financial Reports

COMMENTS:

REPORT/INFORMATION:

SPLOST/LOST Report

Budget Summary Report



Departmen...	Original Total Budget	Current Total Budget	Period Activity	Fiscal Activity	Variance Favorable (Unfavorable)	Percent Used
Fund: 100 - GENERAL FUND						
Revenue						
	16,685,843.00	16,685,843.00	1,008,655.70	11,208,651.12	-5,477,191.88	67.17%
Revenue Total:	16,685,843.00	16,685,843.00	1,008,655.70	11,208,651.12	-5,477,191.88	67.17%
Expense						
110 - Mayor & Council	344,354.00	344,354.00	20,924.40	232,054.26	112,299.74	67.39%
140 - Elections	25,500.00	25,500.00	0.00	26,960.44	-1,460.44	105.73%
151 - Financial Administration	2,630,823.00	2,630,823.00	99,448.54	1,120,489.72	1,510,333.28	42.59%
265 - Municipal Court	451,979.34	451,979.34	29,919.10	277,286.50	174,692.84	61.35%
320 - Police	5,370,058.66	5,364,058.66	349,911.93	3,330,220.25	2,033,838.41	62.08%
327 - DISPATCH	1,206,091.00	1,212,091.00	90,673.77	728,586.58	483,504.42	60.11%
420 - Highways & Streets	2,099,839.00	2,099,839.00	125,308.87	873,699.91	1,226,139.09	41.61%
620 - Parks	1,570,329.00	1,570,329.00	63,565.63	650,147.25	920,181.75	41.40%
650 - Theater	862,782.00	862,782.00	60,212.42	542,620.46	320,161.54	62.89%
722 - Community Development	442,091.00	442,091.00	29,281.12	257,695.26	184,395.74	58.29%
725 - Marshal's Bureau	534,703.00	534,703.00	32,611.43	320,206.22	214,496.78	59.88%
741 - Planning & Zoning	287,500.00	287,500.00	1,125.00	41,147.64	246,352.36	14.31%
750 - Civic Center	81,883.00	81,883.00	4,787.43	29,806.56	52,076.44	36.40%
751 - Business Development	777,910.00	777,910.00	54,903.15	605,751.59	172,158.41	77.87%
Expense Total:	16,685,843.00	16,685,843.00	962,672.79	9,036,672.64	7,649,170.36	54.16%
Fund: 100 - GENERAL FUND Surplus (Deficit):	0.00	0.00	45,982.91	2,171,978.48	2,171,978.48	0.00%
Fund: 210 - CONF DRUG FUND						
Revenue						
	100,000.00	100,000.00	0.00	17,567.69	-82,432.31	17.57%
Revenue Total:	100,000.00	100,000.00	0.00	17,567.69	-82,432.31	17.57%
Expense						
322 - Crime Control & Investigation	100,000.00	100,000.00	4,268.25	29,109.90	70,890.10	29.11%
Expense Total:	100,000.00	100,000.00	4,268.25	29,109.90	70,890.10	29.11%
Fund: 210 - CONF DRUG FUND Surplus (Deficit):	0.00	0.00	-4,268.25	-11,542.21	-11,542.21	0.00%
Fund: 215 - HOTEL MOTEL FUND						
Revenue						
	25,000.00	25,000.00	1,976.88	16,604.85	-8,395.15	66.42%
Revenue Total:	25,000.00	25,000.00	1,976.88	16,604.85	-8,395.15	66.42%
Expense						
151 - Financial Administration	25,000.00	25,000.00	2,356.73	6,186.99	18,813.01	24.75%
Expense Total:	25,000.00	25,000.00	2,356.73	6,186.99	18,813.01	24.75%
Fund: 215 - HOTEL MOTEL FUND Surplus (Deficit):	0.00	0.00	-379.85	10,417.86	10,417.86	0.00%
Fund: 270 - SUBDIVISION IN IMP						
Revenue						
	345,000.00	345,000.00	0.00	0.00	-345,000.00	0.00%
Revenue Total:	345,000.00	345,000.00	0.00	0.00	-345,000.00	0.00%
Expense						
420 - Highways & Streets	345,000.00	345,000.00	0.00	0.00	345,000.00	0.00%
Expense Total:	345,000.00	345,000.00	0.00	0.00	345,000.00	0.00%
Fund: 270 - SUBDIVISION IN IMP Surplus (Deficit):	0.00	0.00	0.00	0.00	0.00	0.00%
Fund: 272 - SYSTEM DEVELOPMENT FUND						
Revenue						
	667,500.00	667,500.00	7,809.73	396,636.39	-270,863.61	59.42%

Budget Report

For Fiscal: 2025-2026 Period Ending: Item 5. 6

Departmen...	Original Total Budget	Current Total Budget	Period Activity	Fiscal Activity	Variance Favorable (Unfavorable)	Percent Used
Revenue Total:	667,500.00	667,500.00	7,809.73	396,636.39	-270,863.61	59.42%
Expense						
430 - Sewer	100,000.00	100,000.00	0.00	0.00	100,000.00	0.00%
440 - Water	567,500.00	567,500.00	467.25	103,211.25	464,288.75	18.19%
Expense Total:	667,500.00	667,500.00	467.25	103,211.25	564,288.75	15.46%
Fund: 272 - SYSTEM DEVELOPMENT FUND Surplus (Deficit):	0.00	0.00	7,342.48	293,425.14	293,425.14	0.00%
Fund: 273 - TAX ALLOCATION DISTRICT						
Revenue						
	149,000.00	149,000.00	670.38	110,797.01	-38,202.99	74.36%
Revenue Total:	149,000.00	149,000.00	670.38	110,797.01	-38,202.99	74.36%
Fund: 273 - TAX ALLOCATION DISTRICT Total:	149,000.00	149,000.00	670.38	110,797.01	-38,202.99	74.36%
Fund: 274 - STREET LIGHT DISTRICT						
Revenue						
	385,000.00	385,000.00	24,821.31	204,487.53	-180,512.47	53.11%
Revenue Total:	385,000.00	385,000.00	24,821.31	204,487.53	-180,512.47	53.11%
Expense						
426 - STREE LIGHTING	355,000.00	355,000.00	25,884.76	209,901.42	145,098.58	59.13%
Expense Total:	355,000.00	355,000.00	25,884.76	209,901.42	145,098.58	59.13%
Fund: 274 - STREET LIGHT DISTRICT Surplus (Deficit):	30,000.00	30,000.00	-1,063.45	-5,413.89	-35,413.89	-18.05%
Fund: 275 - E 911 FUND						
Revenue						
	210,000.00	210,000.00	19,592.26	151,902.90	-58,097.10	72.33%
Revenue Total:	210,000.00	210,000.00	19,592.26	151,902.90	-58,097.10	72.33%
Expense						
327 - DISPATCH	140,000.00	140,000.00	0.00	0.00	140,000.00	0.00%
Expense Total:	140,000.00	140,000.00	0.00	0.00	140,000.00	0.00%
Fund: 275 - E 911 FUND Surplus (Deficit):	70,000.00	70,000.00	19,592.26	151,902.90	81,902.90	217.00%
Fund: 278 - SPECIAL UTILITY DISTRICT-WEST DALLAS						
Revenue						
	1,717,676.00	1,717,676.00	8,466.55	182,641.92	-1,535,034.08	10.63%
Revenue Total:	1,717,676.00	1,717,676.00	8,466.55	182,641.92	-1,535,034.08	10.63%
Expense						
430 - Sewer	1,717,676.00	1,717,676.00	0.00	0.00	1,717,676.00	0.00%
Expense Total:	1,717,676.00	1,717,676.00	0.00	0.00	1,717,676.00	0.00%
Fund: 278 - SPECIAL UTILITY DISTRICT-WEST DALLAS Surplus (Deficit):	0.00	0.00	8,466.55	182,641.92	182,641.92	0.00%
Fund: 310 - URBAN REDEVELOPMENT AGENCY BOND						
Revenue						
	0.00	0.00	21,101.54	183,062.81	183,062.81	0.00%
Revenue Total:	0.00	0.00	21,101.54	183,062.81	183,062.81	0.00%
Fund: 310 - URBAN REDEVELOPMENT AGENCY BOND Total:	0.00	0.00	21,101.54	183,062.81	183,062.81	0.00%
Fund: 323 - 2017 SPLOST						
Revenue						
	0.00	0.00	883.79	7,522.71	7,522.71	0.00%
Revenue Total:	0.00	0.00	883.79	7,522.71	7,522.71	0.00%
Expense						
900 - S P L O S T	0.00	0.00	0.00	12,252.59	-12,252.59	0.00%
Expense Total:	0.00	0.00	0.00	12,252.59	-12,252.59	0.00%
Fund: 323 - 2017 SPLOST Surplus (Deficit):	0.00	0.00	883.79	-4,729.88	-4,729.88	0.00%
Fund: 329 - 2023 SPLOST						
Revenue						
	4,388,380.00	4,388,380.00	313,108.67	1,637,876.22	-2,750,503.78	37.32%
Revenue Total:	4,388,380.00	4,388,380.00	313,108.67	1,637,876.22	-2,750,503.78	37.32%

Budget Report

For Fiscal: 2025-2026 Period Ending: Item 5. 6

Departmen...	Original Total Budget	Current Total Budget	Period Activity	Fiscal Activity	Variance Favorable (Unfavorable)	Percent Used
Expense						
900 - S P L O S T	4,388,380.00	4,388,380.00	305,477.29	2,524,654.07	1,863,725.93	57.53%
Expense Total:	4,388,380.00	4,388,380.00	305,477.29	2,524,654.07	1,863,725.93	57.53%
Fund: 329 - 2023 SPLOST Surplus (Deficit):	0.00	0.00	7,631.38	-886,777.85	-886,777.85	0.00%
Fund: 505 - WATER & SEWER FUND						
Revenue						
	12,613,017.78	12,613,017.78	603,688.59	4,798,809.59	-7,814,208.19	38.05%
Revenue Total:	12,613,017.78	12,613,017.78	603,688.59	4,798,809.59	-7,814,208.19	38.05%
Expense						
430 - Sewer	7,708,819.78	7,708,819.78	271,521.95	2,699,558.20	5,009,261.58	35.02%
440 - Water	4,178,361.75	4,178,361.75	196,245.77	1,642,262.40	2,536,099.35	39.30%
Expense Total:	11,887,181.53	11,887,181.53	467,767.72	4,341,820.60	7,545,360.93	36.53%
Fund: 505 - WATER & SEWER FUND Surplus (Deficit):	725,836.25	725,836.25	135,920.87	456,988.99	-268,847.26	62.96%
Fund: 540 - SOLID WASTE FUND						
Revenue						
	1,369,000.00	1,369,000.00	96,885.78	775,468.43	-593,531.57	56.64%
Revenue Total:	1,369,000.00	1,369,000.00	96,885.78	775,468.43	-593,531.57	56.64%
Expense						
452 - Solid Waste Collection	1,229,302.00	1,229,302.00	100,269.53	811,677.13	417,624.87	66.03%
Expense Total:	1,229,302.00	1,229,302.00	100,269.53	811,677.13	417,624.87	66.03%
Fund: 540 - SOLID WASTE FUND Surplus (Deficit):	139,698.00	139,698.00	-3,383.75	-36,208.70	-175,906.70	-25.92%
Report Surplus (Deficit):	1,114,534.25	1,114,534.25	238,496.86	2,616,542.58	1,502,008.33	234.77%

Fund Summary

Fund	Original Total Budget	Current Total Budget	Period Activity	Fiscal Activity	Variance Favorable (Unfavorable)
100 - GENERAL FUND	0.00	0.00	45,982.91	2,171,978.48	2,171,978.48
210 - CONF DRUG FUND	0.00	0.00	-4,268.25	-11,542.21	-11,542.21
215 - HOTEL MOTEL FUND	0.00	0.00	-379.85	10,417.86	10,417.86
270 - SUBDIVISION IN IMP	0.00	0.00	0.00	0.00	0.00
272 - SYSTEM DEVELOPMENT FUN	0.00	0.00	7,342.48	293,425.14	293,425.14
273 - TAX ALLOCATION DISTRICT	149,000.00	149,000.00	670.38	110,797.01	-38,202.99
274 - STREET LIGHT DISTRICT	30,000.00	30,000.00	-1,063.45	-5,413.89	-35,413.89
275 - E 911 FUND	70,000.00	70,000.00	19,592.26	151,902.90	81,902.90
278 - SPECIAL UTILITY DISTRICT-W	0.00	0.00	8,466.55	182,641.92	182,641.92
310 - URBAN REDEVELOPMENT AC	0.00	0.00	21,101.54	183,062.81	183,062.81
323 - 2017 SPLOST	0.00	0.00	883.79	-4,729.88	-4,729.88
329 - 2023 SPLOST	0.00	0.00	7,631.38	-886,777.85	-886,777.85
505 - WATER & SEWER FUND	725,836.25	725,836.25	135,920.87	456,988.99	-268,847.26
540 - SOLID WASTE FUND	139,698.00	139,698.00	-3,383.75	-36,208.70	-175,906.70
Report Surplus (Deficit):	1,114,534.25	1,114,534.25	238,496.86	2,616,542.58	1,502,008.33

SPLOST

	Fiscal Year 2024			Fiscal Year 2025			Fiscal Year 2026		
	INCOME	Special	Comparison	INCOME	Special	Comparison	INCOME	Special	Comparison
JUL	249,054.80		63,268.59	237,522.52		(11,532.28)	257,199.83		19,677.31
AUG	223,688.72		45,224.82	234,643.67		10,954.95	243,163.15		8,519.48
SEP	220,115.20		43,173.74	221,603.80		1,488.60	239,567.23		17,963.43
OCT	225,937.04		45,717.83	239,244.06		13,307.02	247,626.89		8,382.83
NOV	230,579.89	431.47	48,796.74	245,742.60	663.25	15,162.71	258,123.73		12,381.13
DEC	270,655.10		56,393.91	288,670.48		18,015.38	302,580.42		13,909.94
JAN	218,862.96		55,607.08	223,071.32		4,208.36	231,957.99		8,886.67
FEB	225,765.65		67,534.99	219,317.64		(6,448.01)			
MAR	233,017.26		50,762.81	242,798.61		9,781.35			
APR	224,940.96		5,938.85	309,360.02		84,419.06			
MAY	245,633.60	571.66	41,986.37	242,637.88		(2,995.72)			
JUN	235,896.36		12,143.70	241,026.61		5,130.25			
TOTAL	2,804,147.54	1,003.13	536,549.43	2,945,639.21	663.25	141,491.67	1,780,219.24	0.00	89,720.79
	TOTAL	2024	2,805,150.67	TOTAL	2025	2,946,302.46	TOTAL	2026	1,780,219.24
							Splost 2026 exceeds 2025 (negative number means less than)		89,720.79
							Splost & Lost 2026 exceeds 2025 by (negative number means less than)		203,985.61

LOST									
	Fiscal Year 2024			Fiscal Year 2025			Fiscal Year 2026		
	INCOME	Special	Comparison	INCOME	Special	Comparison	INCOME	Special	Comparison
JUL	316,447.26		29,188.65	304,738.05		(11,709.21)	329,993.49		25,255.44
AUG	287,218.62		29,188.65	301,367.28		14,148.66	312,019.38		10,652.10
SEP	282,447.78		25,399.15	284,368.55		1,920.77	307,517.63		23,149.08
OCT	289,734.52		25,372.89	307,030.30		17,295.78	317,793.15		10,762.85
NOV	296,696.35	579.43	31,951.02	315,337.24	851.88	18,640.89	329,596.34	1,615.55	15,022.77
DEC	347,388.13		36,213.22	370,439.02		23,050.89	388,351.49		17,912.47
JAN	280,708.31		24,079.20	286,129.33		5,421.02	297,639.44		11,510.11
FEB	289,798.29		40,756.45	281,418.99		(8,379.30)			
MAR	289,709.68		1,496.98	311,286.70		21,577.02			
APR	288,811.83		7,987.08	308,921.34		20,109.51			
MAY	315,192.49	736.72	27,285.70	310,998.93	332.03	(4,193.56)			
JUN	302,765.80		13,919.52	309,360.02		6,594.22			
TOTAL	3,586,919.06	1,316.15	292,838.51	3,691,395.75	1,183.91	104,476.69	2,282,910.92	1,615.55	114,264.82
	TOTAL	2024	2,954,766.22	TOTAL	2025	3,692,579.66	TOTAL	2026	2,284,526.47
Lost 2026 exceeds 2025 by 114,264.82									



STAFF REPORT

MEETING DATE: 04.06.2026

PRESENTED BY: Chief Joe Duvall – Dallas Police Department


AGENDA ITEM DESCRIPTION (Agenda Content):

April 2026

COMMENTS:

REPORT/INFORMATION:

See Stats Attached.



Dallas Police Year to Date Comparison

	March 2026	March 2025	2026 YTD	2025 YTD
Calls for Service	2468	2678	8564	8066
Homicide	0	0	1	0
Rape	0	0	0	0
Robbery	0	0	0	0
Agg. Assault	0	0	2	2
Burglary	0	0	2	1
Larceny	8	7	26	27
Vehicle Theft	1	1	1	2
City Ordinances	14	4	20	25
Citations	277	322	922	1133



STAFF REPORT

MEETING DATE: 4/6/2026

PRESENTED BY:

LeAnn Adams-Court Services

AGENDA ITEM DESCRIPTION:

April-2026

REPORT/INFORMATION:

Arraignments-1

Trials-1

Bind-overs-6

Processed Traffic Citations-265

Processed City Ordinances-8

Processed Parking Citations-11

Warrants Issued-VOP-3, FTA-2

Warrants Served-VOP-3, FTA-17



STAFF REPORT

MEETING DATE: April 6, 2026

PRESENTED BY: Chief Marshal Hester - Marshal's Bureau

AGENDA ITEM DESCRIPTION (Agenda Content):

Cases from February 20, 2026 to March 27, 2026 for the April 6, 2026 meeting

COMMENTS: Increased Business License Inspection/Violation Calls due to expired and lapsed license renewals prior to extra penalties and interest being added

REPORT/INFORMATION:

Agency Assist	6
Alcohol Related Calls	1
Animal calls	11
Bank Deposit	27
Business License Inspection/Violation	128
Case Follow-Up (Animal Related Call)	1
Criminal Offenses	6
Document Processing	3
FOG Violation	3
Garbage & Litter	13
Illegal Dumping	8
Junk Vehicles	1
Property Maintenance	2
Public Notice/Posting	1
Right of Way	1
Security Checks	8
Site Inspection	2
Special Detail (Community Training and Assistance)	4
Stormwater	1
Traffic and Vehicles	5
Vegetation	11

TOTAL : 243



STAFF REPORT

MEETING DATE: 4/6/2026
PRESENTED BY: Emily Shipp, Dallas Theater and Civic Center

AGENDA ITEM DESCRIPTION (Agenda Content) :

April 2026

COMMENTS:

Enter Text Here

REPORT/INFORMATION:

- Boys in the Band was a total sell out!
- Summer camp registration opened on 3/30
- Crazy for Patsy starring Katie Deal is 4/18 and over 400 sold
- We are excited about some much needed upgrades to very outdated equipment in the Theater and Civic Center



STAFF REPORT

MEETING DATE: *04/06/2026*

PRESENTED BY: *Brandon Rakestraw, Public Works Director*

AGENDA ITEM DESCRIPTION (Agenda Content):

April 2026– Parks and Recreation

COMMENTS:

Update:

- 1- Baseball – Spring Season:
 - a. Season is on-going
- 2- Current Master Plan activities:
 - a. Baseball/Playground Lighting Update
 - i. GA Power – Lighting Installation scheduled start: April 2026
 - b. Baseball/Grounds Update:
 - i. Baseball Field / Dog Park / Parking project
 1. Finalizing design drawings and bid package
 - c. Other construction activities, grounds update, and design activities are being scheduled. Updates will be provided in the coming months.

REPORT/INFORMATION:



STAFF REPORT

MEETING DATE: 04/06/2026

PRESENTED BY: *Brandon Rakestraw, Public Works Director*

AGENDA ITEM DESCRIPTION (Agenda Content):

April 2026 – Transportation Report

COMMENTS:

Project Update:

- 1- Battlefield Trail Phase III – Engineering/Design/Environmental
 - a. *Project Request for Qualification (Engineering/Environmental):*
 - i. *Phase II – Consultant Selection - Contract is being prepped for executed*
- 2- Old Acworth & Veterans Road Culvert Replacement Project
 - a. *Project bid is in public bid phase*
- 3- Landscape Contract (city buildings & properties) FY 2026
 - a. *Project is in public bid phase*

Street Department:

Currently working to complete street and storm water projects. Crews are transitioning into spring season maintenance, along with completing ditch maintenance and right of way cleanup. Street sweeping activities are continuing, along with daily work orders, and working on budgeted small projects.

REPORT/INFORMATION:



STAFF REPORT

MEETING DATE: *04/06/2026*

PRESENTED BY: *Brandon Rakestraw, Public Works Director*

AGENDA ITEM DESCRIPTION (Agenda Content):

April 2026- Utility Report

COMMENTS:

Project Update:

- 1- West Dallas Collector Sewer Extension Project – Phase I
 - a. Project closeout:
 - i. On-going for Phase I
 - b. Additional Screening Equipment – Huber Wash Press
 - i. Equipment order placed
 - ii. Installation schedule to be provided upon receipt of expected equipment delivery.

- 2- Downtown Water System Upgrade – Phase I
 - a. Construction Phase:
 - i. Preconstruction Meeting – Complete
 - ii. Construction Start – NTP is being issued with estimated start date of Mid-April

Sewer Department:

Currently working on yearly maintenance of collection system, completing several lift station repair/upgrade projects, sewer easement cutting, daily work orders, and

working on budgeted small projects.

Water Department:

Currently working on meter maintenance, completing hydrant maintenance, valve maintenance, flushing program, daily work orders, and working on budgeted small projects.

Solid Waste Department:

Currently working on daily pickups, trash can replacement, trash can repair, and daily work orders.

REPORT/INFORMATION:



STAFF REPORT

MEETING DATE: *04/06/2026*

PRESENTED BY: *Brandon Rakestraw, Community Development Director*

AGENDA ITEM DESCRIPTION (Agenda Content):

April 2026 – Community Development Report

COMMENTS:

N/A

REPORT/INFORMATION:

- In the month of March 2026 – 77 permits were issued.
 - Building Commercial – 3
 - Building Residential – 11
 - Certificate of Occupancy – 23
 - Electrical (Commercial/Residential) – 12
 - Plumbing (Commercial/Residential) - 12
 - FOG – 1
 - Mechanical (Commercial/Residential) – 12
 - Temporary – 1
 - Sign – 1

- Demolition – 0
- Land Disturbance - 2
- In the month of March 2026 – 199 inspections were performed.
 - Electric – 57
 - Plumbing – 33
 - Mechanical – 30
 - Final Building – 21
 - Residential Building – 47
 - CO – 4
 - Building Code Enforcement – 0
 - Disconnect/Reconnect – 0
 - Sign Footing - 0
 - Sign Final– 0
 - Final Pool – 0
 - Progress Inspection – 3
 - Zoning Code Enforcement - 0
 - Building Complaint – 2
 - Utility Inspection – 0
 - Fire Block – 1
 - Stop Work Order - 1
- In the month of March 2026 – A total of \$98,030.34 was collected in fees.

Department Information:

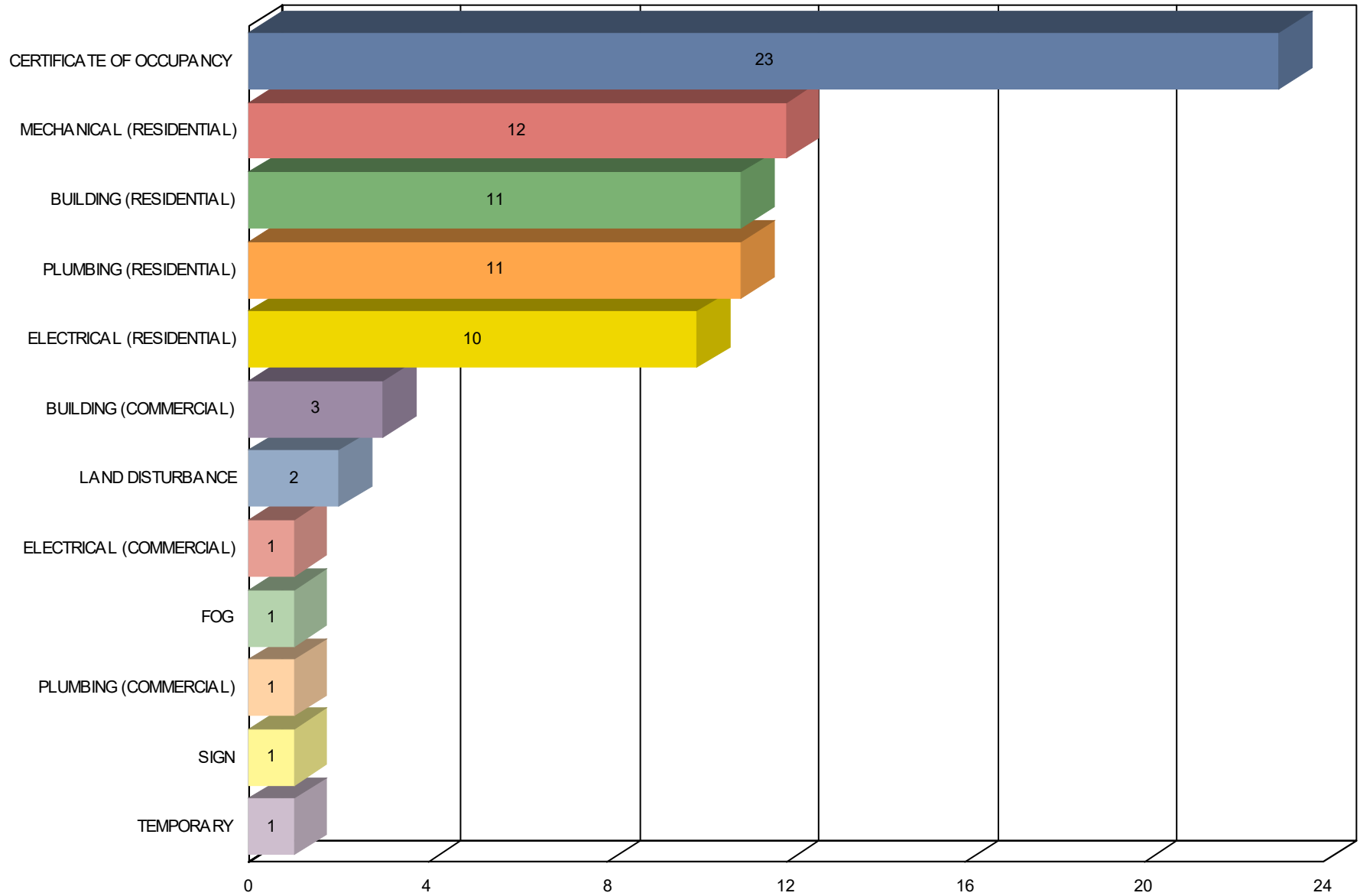
- EnerGov updates are on-going
- New Development Update:

- Annexation Applications – 2
- Zoning/Rezoning Applications – 1
- Annexation/(re)Zoning Application due diligence/review - 1
- Engineering/Design
 - Arbors Pod B
 - Arbors Pod D
 - Arbors Pod E
 - Lester Drive Townhomes
 - Woodland Creek Phase II
 - Dallas LCI Town Center
- New development due diligence – 1
- Active Development:
 - Paris Rd. Multifamily – LDP Issued; Site Construction
 - Oakmont – Housing construction
 - Woodpoint – LDP Issued; Site construction expected soon
 - 1401 Jimmy Lee Smith Pkwy (C-Store) – Site construction underway
 - Reserve @ Vista Lake – Site construction on-going
 - Woodland Creek – Final Plat – Phase I submitted; Site construction finishing
 - Meadow Pines – Housing construction
 - Merchants Park – Site construction on-going
 - Laural Farms – Housing construction
 - Overlook @ Palisades – Housing construction
 - Oakleigh Glen - Housing construction
 - Sage Woods – Housing construction



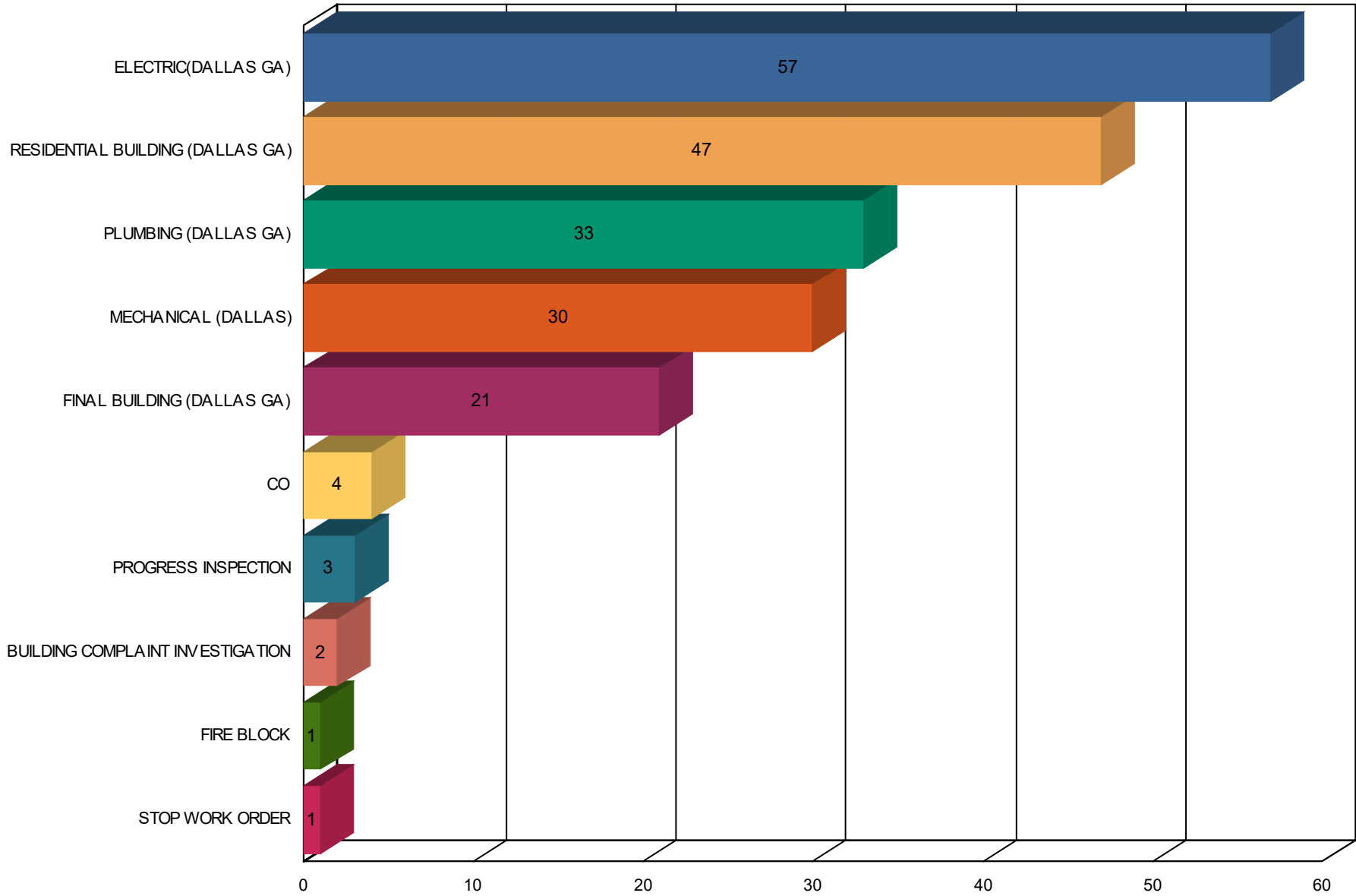
PERMITS ISSUED BY TYPE (02/24/2026 TO 03/26/2026) FOR CITY OF DALLAS GEORGIA

Item 13.





ALL INSPECTIONS BY SCHEDULED START DATE BY INSPECTION TYPE (02/24/2026 TO 03/26/2026) FOR CITY OF DALLAS GEORGIA



PERMIT FEE LISTING BY ISSUED DATE (02/24/2026 TO 03/26/2026)

Item 13.

Fee
Amount Amount
Paid

GRAND TOTALS

VALUATION: \$52,831,911.81

SQ FT: 94,737.00

FEES: \$98,080.34 \$98,030.34