



BUDGET REVIEW COMMITTEE

Mayor Pro Tem R. Gary Allen – Chairperson
Councilor Toyia Tucker – Vice Chairperson

Councilors: John Anker, Travis L. Chambers, Joanne Cogle,
Charmaine Crabb, Glenn Davis, R. Walker Garrett, Byron Hickey and Bruce Huff

Council Chambers
C. E. “Red” McDaniel City Services Center- Second Floor
3111 Citizens Way, Columbus, GA 31906

May 5, 2026
9:00 AM

A G E N D A

CALL TO ORDER – Chairperson R. Gary Allen, Presiding

PRESENTATIONS

1. FY27 Budget Overview - Angelica Alexander, Finance Director
2. FY27 Healthcare Update – Jennifer Oliver, NFP Benefits Consultant
3. Public Defender – Moffett Flournoy, Chief Public Defender
4. State Court – Pete Temesgen, State Court Judge
5. Infrastructure Update – Pam Hodge, Deputy City Manager
6. Agency Request – Columbus Airport Commission

The City of Columbus strives to provide accessibility to individuals with disabilities and who require certain accommodations in order to allow them to observe and/or participate in this meeting. If assistance is needed regarding the accessibility of the meeting or the facilities, individuals may contact the Mayor’s Commission for Persons with Disabilities at 706-653-4492 promptly to allow the City Government to make reasonable accommodations for those persons.

File Attachments for Item:

4. State Court – Pete Temesgen, State Court Judge



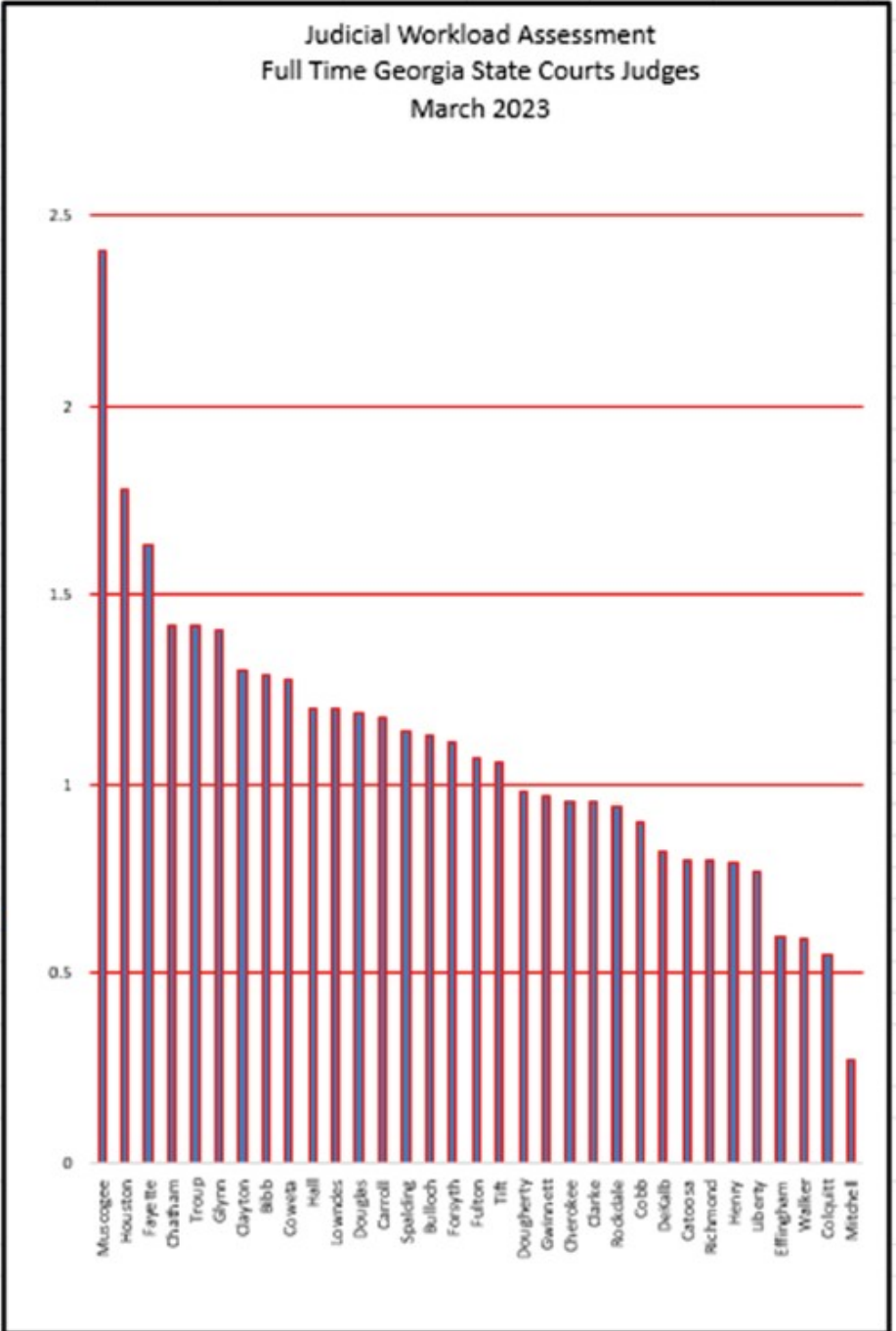
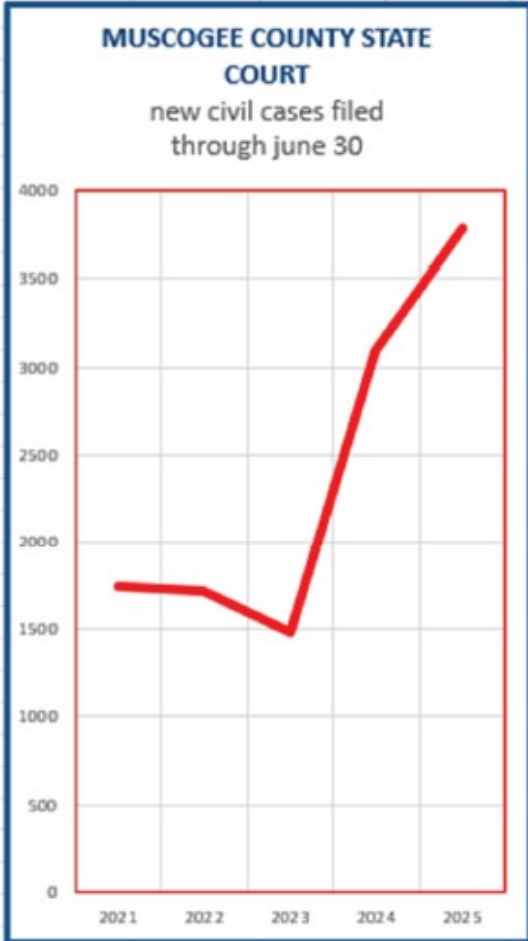
State Court of Muscogee County

COLUMBUS CONSOLIDATED GOVERNMENT
 Post Office Box 1340 • Columbus, Georgia 31902-1340

Pythias Temesgen
 Judge

Phone: 706-225-4667
 Fax: 706-225-3481

The Value of the Muscogee County State Court



Muscogee County	1987	2025
Judges per Court		
Superior	4 full-time	7 full-time
Juvenile	1 part-time	2 full-time, 1 part-time
State	2 full-time	2 full-time
Municipal-Magistrate	1 full-time	1 full-time, 4 part-time
Recorder's	2 part-time	3 full-time, 3 part-time
GA statewide		
GA Court of Appeals	9 full time	15 full time

Report | Workload Assessment Study for Georgia State & Superior Court Judicial Officers

Exhibit 16. Judicial Workload and Need, State Courts

County	Total Judicial Officer Need	Currently Allocated Full-Time Judges	Current Workload per Judge	Full-Time Judge Need with 1.20 FTE Workload per Judge Upper Boundary	Workload per Judge when Upper Boundary is 1.20 or lower
Bibb County	2.57	2.00	1.29	3	0.86
Bulloch County	1.13	1.00	1.13	1	1.13
Carroll County	1.18	1.00	1.18	1	1.18
Catoosa County	0.80	1.00	0.80	1	0.80
Chatham County	4.26	3.00	1.42	4	1.07
Cherokee County	2.84	3.00	0.95	3	0.95
Clarke County	1.90	2.00	0.95	2	0.95
Clayton County	6.50	5.00	1.30	6	1.08
Cobb County	10.79	12.00	0.90	10	1.08
Colquitt County	0.55	1.00	0.55	1	0.55
Coweta County	2.56	2.00	1.28	3	0.85
DeKalb County	8.99	11.00	0.82	8	1.12
Dougherty County	0.98	1.00	0.98	1	0.98
Douglas County	2.39	2.00	1.19	3	0.80
Effingham County	0.60	1.00	0.60	1	0.60
Fayette County	1.63	1.00	1.63	2	0.82
Forsyth County	2.22	2.00	1.11	2	1.11
Fulton County	10.74	10.00	1.07	10	1.07
Glynn County	1.41	1.00	1.41	2	0.71
Gwinnett County	6.77	7.00	0.97	6	1.13
Hall County	3.60	3.00	1.20	4	0.90
Henry County	3.15	4.00	0.79	3	1.05
Houston County	1.78	1.00	1.78	2	0.89
Liberty County	0.77	1.00	0.77	1	0.77
Lowndes County	2.39	2.00	1.20	3	0.80
Mitchell County	0.27	1.00	0.27	1	0.27
Muscogee County	4.83	2.00	2.41	5	0.97
Richmond County	3.21	4.00	0.80	3	1.07
Rockdale County	1.88	2.00	0.94	2	0.94
Spalding County	1.14	1.00	1.14	1	1.14
Tift County	1.06	1.00	1.06	1	1.06
Troup County	1.42	1.00	1.42	2	0.71
Walker County	0.59	1.00	0.59	1	0.59
State Total Full-time Judges	96.90	93.00		99.00	

Attached is the 2024 Caseload Report of Cases Filed that your clerk submitted to the AOC This year. I used those numbers for the study below. The number of minutes for each case category comes from the Study that we did with the National Center for State Courts in 2022 using caseloads from 2021. Note that the page from that Study on State Courts is also attached. Using the 2024 caseload – you have a need for over 3 Judges at 3.16. You can see from the Study in 2021 by the National Center that you had a need for almost 5 Judges at 4.83.

2024 CASELOAD CALCULATOR

Case Type Categories	NCSC Case Weights	Cases Filed	Total Minutes
Non-Traffic Misdemeanor	27.00	2,458	66,366.00
Serious Traffic	48.00	1,345	64,560.00
Other Traffic	2.00	1,364	2,728.00
Accountability Courts	532.00		0.00
Probation Revocation	18.00	419	7,542.00
Complex Tort	1,205.00	23	27,715.00
General Tort	92.00	371	34,132.00
Landlord / Tenant	47.00	13	611.00
Contract	17.00	2,289	38,913.00
Civil Appeals	45.00	2	90.00
Garnishment	3.00	327	981.00
Other Civil	20.00	49	980.00
Total			244,618.00
Judge Year Value Minutes	77,400.00		
Judicial Need			3.16

Bob Bray

Executive Director
 Council of State Court Judges
 244 Washington Street, SW, Suite 300
 Atlanta, GA 30334



Judicial Council of Georgia

Administrative Office of the Courts

Chief Justice Nels S. Peterson
Chair

Cynthia H. Clanton
Director

July 17, 2025

Dear Council of State Court Judges,

On behalf of the Judicial Council's Standing Committee on Judicial Workload Assessment, the Office of Research and Data Analysis wishes to inform you that your court is recognized as a Clearance Rate Excellence Award recipient. Congratulations on this remarkable achievement!

The Committee recognizes courts in each class that demonstrate exceptional performance in maintaining clearance rates, a key indicator of a court's ability to effectively manage its caseload. Clearance rates are calculated by dividing the number of disposed cases by the number of filed cases, for calendar years 2022-2024, and expressing the result as a percentage. Cases not disposed of in a timely manner contribute to a backlog of cases awaiting disposition. A clearance rate of 100% or higher demonstrates a court's ability to resolve as many cases as were filed each year.

Your court's outstanding performance in meeting or exceeding 100% clearance rate has distinguished itself amongst its peer courts. This achievement reflects your court's commitment to ensuring the timely resolution of cases.

Thank you for your participation in the annual caseload reporting project and your court's continued efforts to improve the administration of justice in all Georgia Courts.

Sincerely,

Judicial Council of Georgia
Administrative Office of the Courts
The Office of Research and Data Analysis

<u>Courts</u>	<u>Clearance Rate (%)</u>
State Court of Candler County	103.24
State Court of Carroll County	109.57
State Court of Clarke County	104.51
State Court of Clayton County	102.62
State Court of Cobb County	105.75
State Court of Coffee County	103.52
State Court of Dougherty County	103.44
State Court of Effingham County	100.34
State Court of Habersham County	106.77
State Court of Jeff Davis County	100.55
State Court of Long County	104.38
State Court of Muscogee County	105.63
State Court of Stephens County	103.22
State Court of Treutlen County	104.47

**State Court of Muscogee County**COLUMBUS CONSOLIDATED GOVERNMENT
Post Office Box 1340 • Columbus, Georgia 31902-1340**Pythias Temesgen**
JudgePhone: 706-225-4667
Fax: 706-225-3481

May 1, 2026

*Via Email To:*Honorable Skip Henderson
Ms. Pamela HodgeRE: HB 85 & Judicial Compensation

Dear Mayor Henderson and Deputy City Manager Hodge:

As you know, HB 85 was signed into law in 2025, and it changed how the compensation of a Superior Court Judge is determined. Among other things, it shifted judicial salaries to the State from the Counties.

HB 85 also explicitly eliminated County-paid supplements, except that a gradually disappearing County paid "locality pay" of 10% is authorized. Locality pay is reduced over time as the base salary from the State increases over the years.

With respect to the Muscogee County State Court Judges, authorizing local legislation links our compensation to that of the Superior Court Judges, providing that we receive 90% of their pay. Our salary increases linked with the new law had been suspended, but the suspension will expire on July 1, 2026.

Before January 1, 2026, when HB 85 went into effect, CCG paid each Superior Court Judge a supplement of approximately \$27,150.60. Now after enactment of HB 85, CCG pays each active Superior Court Judge an annual locality salary of \$10,917.56. This resulted in annual savings to CCG of \$16,223.04 per Superior Court Judge, and an aggregate savings of **\$113,613.28**.

Our Bench requests that the Columbus Consolidated Government/Muscogee County ("CCG") provide the two State Court Judges of Muscogee County with the same locality pay it is now paying to the Superior Court Judges, to bring our salaries closer to 90% consistent with the authorizing local legislation.

Best Regards,



Judge Pythias "Pete" Temesgen
Muscogee County State Court

File Attachments for Item:

5. Infrastructure Update – Pam Hodge, Deputy City Manager

FY27 BUDGET – TRANSPORTATION, STORMWATER and SPLOST PROJECTS

May 5, 2026






FY27 BUDGET = \$10,017,652

Funding-Transportation \$8,300,000
Paving Fund = \$1,000,000
OLOST Infrastructure = \$1,000,000
LMIG = \$2,500,000 estimate
TSPLOST Discretionary = \$3,800,000

Funding-Stormwater \$1,717,652
Stormwater Fund = \$517,652
OLOST Infrastructure = \$1,200,000



TRANSPORTATION

FY27 BUDGET – Transportation

\$8,300,000

Resurfacing and Other Transportation Improvements = \$5,150,000
(TSPLOST Discretionary - \$3,550,000 , OLOST Infrastructure - \$600,000, Paving Fund - \$1,000,000)

Striping = \$50,000 (OLOST Infrastructure)

Street Signage = \$50,000 (OLOST Infrastructure)

Signal Upgrades = \$300,000 (OLOST Infrastructure)

Sidewalks = \$250,000 (TSPLOST Discretionary)

LMIG = \$2,500,000 (TBD)





STORMWATER

FY27 BUDGET – Stormwater \$1,717,652

Pipe Rehabilitation = \$1,717,652



SPLOST BUDGET - \$400,000,000

	FY22-FY23	FY24	FY25	FY26	FY27	FY28-FY32
Bonds – Judicial Center Series 1 \$150,000,000	\$21,863,554	\$22,273,000	\$22,271,500	\$13,613,500	\$13,614,750	\$68,062,500
Bonds – Judicial Cener Series 2 \$50,000,000	\$0	\$0	\$0	\$0	\$9,715,164	\$48,586,032
Pay As You Go Projects	\$28,136,446	\$20,727,000	\$24,728,500	\$35,386,500	\$26,870,086	\$44,151,468
TOTAL	\$50,000,000	\$43,000,000	\$47,000,000	\$49,000,000	\$50,200,000	\$160,800,000

SPLOST =
\$26,870,086
Pay As You Go
Projects Year 5

Item #5.



2021 SPLOST PROJECTS = \$400,000,000

Judicial Center	\$200,000,000
Parks & Recreation	\$48,000,000
Public Safety	\$44,000,000
Transportation	\$25,000,000
Stormwater	\$20,000,000
Bull Creek/Oxbow Creek Golf	\$5,000,000

Heavy Equipment/Vehicles	\$14,000,000
IT	\$5,000,000
Trade Center	\$5,000,000
Civic Center	\$5,000,000
Economic Development	\$9,000,000

FY27 SPLOST ALLOCATION PAY AS YOU GO PROJECTS – Year 5

Transportation = \$6,400,000 out of \$25,000,000 (Year 1=\$1,500,000, Year 2=\$1,500,000, Year 3=\$1,500,000, Year 4=\$3,900,000)

- Resurfacing = \$3,400,000, Trails/Sidewalks = \$3,000,000

Stormwater = \$0 out of \$20,000,000 (Year 1=\$2,700,000, Year 2=\$0, Year 3=\$1,400,000, Year 4=\$5,800,000)

FY27 SPLOST ALLOCATION PAY AS YOU GO PROJECTS – Year 5

Parks & Recreation = \$6,835,000 out of \$48,000,000 (Year 1=\$16,400,000, Year 2=\$3,500,000, Year 3=\$8,828,500, Year 4=\$12,436,500)

- Benning Park = \$1,535,000
- Lakebottom Park = \$2,600,000
- Woodruff Farm Soccer Complex = \$1,300,000
- Mini Splash Pad South Commons = \$700,000
- Mini Splash Pad Liberty District = \$700,000

Bull Creek / Oxbow Creek Golf Courses = \$0 out of \$5,000,000 (Year 1=\$450,000, Year 2=\$3,800,000, Year 3=\$50,000, Year 4=\$700,000)

FY27 SPLOST ALLOCATION PAY AS YOU GO PROJECTS – Year 5

IT = \$700,000 out of \$5,000,000 (Year 1=\$500,000, Year 2=\$500,000, Year 3=\$500,000, Year 4=\$500,000)

Economic Development = \$1,000,000 out of \$9,000,000 (Year 1=\$500,000, Year 2=\$500,000, Year 3=\$500,000, Year 4=\$500,000)

Civic Center = \$0 out of \$5,000,000 (Year 1=\$2,500,000, Year 2=\$1,500,000, Year 3=\$1,000,000)

Trade Center = \$0 out of \$5,000,000 (Year 1=\$0, Year 2=\$500,000, Year 3=\$4,500,000)

FY27 SPLOST ALLOCATION PAY AS YOU GO PROJECTS – Year 5

Public Safety Facilities = \$3,200,000 out of \$20,000,000 (Year 1=\$500,000, Year 2=\$5,800,000, Year 3=\$3,500,000, Year 4=\$7,000,000)

- Fire Station #6 Upgrade = \$3,200,000

FY27 SPLOST ALLOCATION

PAY AS YOU GO PROJECTS – Year 5

Public Safety Vehicles/Equipment = \$6,000,000 out of \$24,000,000 (Year 1=\$2,086,446, Year 2=\$2,100,000, Year 3=\$1,950,000, Year 4=\$3,550,000)

- Police = \$2,000,000 out of \$7,650,000 (Year 1=\$345,482, Year 2=\$700,000, Year 3=\$895,050, Year 4=\$904,950)
 - 12 Pursuit Explorers with Buildouts, 14 Midsize SUVs, 45 Tasers, 38 Body Worn Cameras
- Sheriff = \$2,000,000 out of \$7,650,000 (Year 1=\$345,482, Year 2=\$700,000, Year 3=\$404,950, Year 4=\$1,495,050)
 - 20 Pursuit Explorers with Buildouts, Dataworks LiveScan Fingerprint System, 25 Laptop Computers, 22 Motorola Handheld Radios
- Fire/EMS = \$2,000,000 out of \$7,650,000 (Year 1=\$345,482, Year 2=\$700,000, Year 3=\$650,000, Year 4=\$1,150,000)
 - 1 Fire Engine, 2 Ambulances, 1 Bomb Robot, 1 Printer Van Buildout

FY27 SPLOST ALLOCATION PAY AS YOU GO PROJECTS – Year 5

Heavy Equipment/Vehicles = \$2,735,086 out of \$14,000,000 (Year 1=\$1,000,000, year 2=\$1,027,000, Year 3=\$1,000,000,, Year 4=\$1,000,000)

- Public Works \$1,367,543
 - 3 Service Trucks, 4 Crew Cab 4x4 Flatbed, 1 Ford F-150 4x4 Crew Cab, 6 Zero Turn Mowers, 6 Inmate Detail Vans
- Parks & Recreation \$1,367,543
 - 6 Flat Bed Trucks w/ Dump Body, 5 Ford F-250 4x4, 2 Inmate Detail Vans, 2 Ford F-150 Crew Cab, 1 Zero Turn Mower



QUESTIONS