

## CITY OF CLEWISTON

### CITY COMMISSION REGULAR MEETING AGENDA

December 15, 2025, at 5:00 PM

City Hall Commission Chambers - 115 West Ventura Ave. Clewiston, Florida

---

#### **Commission:**

James Pittman, Mayor  
Hilary Hyslope, Vice Mayor  
Mali Gardner, Commissioner  
Barbara Edmonds, Commissioner  
Jason Williams II, Commissioner

#### **Administration:**

City Manager, Danny Williams  
City Attorney, Kaylee Tuck  
City Clerk, Fransheska Berrios, CMC

**Civility:** Being "civil" is not a restraint on the First Amendment right to speak out, but it is more than just being polite. Civility is stating your opinions and beliefs, without degrading someone else in the process. Civility requires a person to respect other people's opinions and beliefs even if he or she strongly disagrees. It is finding a common ground for dialogue with others. It is being patient, graceful, and having a strong character. That is why we say "Character Counts" in the City of Clewiston. Civility is practiced at all City meetings.

**Special Needs:** In accordance with the provisions of the American with Disabilities Act (ADA), persons in need of a special accommodation to participate in this proceeding shall within three business days prior to any proceeding, City Hall is wheelchair accessible and accessible parking spaces are available. Please contact the City Clerk's office at (863) 983-1484, extension 104, or email [fransheska.berrios@clewiston-fl.gov](mailto:fransheska.berrios@clewiston-fl.gov) for information or assistance.

**Quasi-Judicial Hearings:** Some of the matters on the agenda may be "quasi-judicial" in nature. City Commission Members are required to disclose all ex-parte communications regarding these items and are subject to voir dire (a preliminary examination of a witness or a juror by a judge or council) by any affected party regarding those communications. All witnesses testifying will be "sworn" prior to their testimony. However, the public is permitted to comment, without being sworn. An unsworn comment will be given its appropriate weight by the City Commission.

**Appeal of Decision:** If a person decides to appeal any decision made by the City Commission with respect to any matter considered at this meeting, he or she will need a record of the proceeding, and for that purpose, may need to ensure that a verbatim record of the proceeding is made, which record includes any testimony and evidence upon which the appeal will be based.

**Consent Calendar:** Those matters included under the Consent Calendar are typically self-explanatory, noncontroversial, and are not expected to require review or discussion. All items will be enacted by a single motion. If discussion on an item is desired, any City Commission Member, without a motion, may "pull" or remove the item to be considered separately. If any item is quasi-judicial, it may be removed from the Consent Calendar to be heard separately, by a City Commission Member, or by any member of the public desiring it to be heard, without a motion.

## **CITY COMMISSIONER AGENDA ITEMS:**

### **CALL TO ORDER**

### **PRAYER AND PLEDGE OF ALLEGIANCE**

### **ROLL CALL**

### **ADDITIONS/ DELETIONS/ MODIFICATIONS AND APPROVAL OF AGENDA**

### **COMMENTS FROM THE PUBLIC ON NON-AGENDA ITEMS**

Public Comments for all meetings may be received by email, or by writing to the City Clerk's Office until 3:00 PM on the day of the meeting. Comments will be "received and filed" to be acknowledged as part of the official public record of the meeting. City Commission meetings are livestreamed and close-captioned for the general public via our website, instructions are posted there.

## **PRESENTATION**

1. Proclamation for Retired Fire Chief Travis Reese.

## **CONSENT AGENDA**

2. Departmental Monthly Activity Reports from the following departments-Presented for information only
  - a. City Clerk Department
  - b. Community Development
  - c. Finance Department
  - d. Fire Department
  - e. Library Department
  - f. Parks and Recreation Department
  - g. Police Department
  - h. Utilities Department
3. Consideration of **Special Event Application** for the Hendry County Fair and Livestock Show location will be at the Fairgrounds scheduled from 2/5/2026-2/15/2026.
4. Consideration of **Resolution No. 2025-76** approval 2026 City Commission Regular Meeting Dates.
5. Consideration of **Resolution No. 2025-77** approval of the Electric Power Systems (EPS) professional services contract for the Clewiston Distribution Substation Breakers 12030 and 12400 and Relay Replacements project.
6. Consideration of **Resolution No. 2025-78** approving the contract with Advanced Lift Station Services for emergency repair.
7. Consideration of **Resolution No. 2025-79** approval of authorizing the appropriate officials to execute the agreement for the US 27/Sugarland Highway Phase 6 Beautification Project.
8. Consideration of **Resolution No. 2025-80** approval of the use of funds through the FY2024 Edward Byrne Memorial JAG Direct Grant Program. The City of Clewiston's FY 2024 direct share of these funds amounts to \$1,769.00.

9. Consideration of **Resolution No. 2025-81** approving First Amendment to Lease between City of Clewiston ("City") and Clewiston Country Club, Inc. ("Country Club")
10. Consideration of **Resolution No. 2025-82** approving the First Amendment to Lease between City of Clewiston ("City") and Hope Hospice and Community Services, Inc. ("Hope Hospice")
11. Consideration of **Resolution No. 2025-83** approving the First Amendment to Lease between City of Clewiston ("City") and Little Disciples Learning Center, Inc. ("Little Disciples")

## **REGULAR AGENDA AND PUBLIC HEARING**

12. Consideration of **Resolution No. 2025-84** approval approving the change orders to the Johnson Engineering Working Orders to reflect changes to the Airglades International Airport water main project.
13. Consideration of **Resolution No. 2025-85** approval of The Sugarland Park Reservation Application/Park Fees for field use.
14. Consideration of **Ordinance 2025-09** on first reading to amend the Purchasing Procedures within the City's code to specifically and explicitly allow the City to participate in FMPA's joint purchasing projects.

## **CITY STAFF COMMENTS**

City Manager

City Attorney

## **CITY COMMISSION COMMENTS**

Commissioner Barbara Edmonds

Commissioner Mali Gardner

Commissioner Jason Williams II

Vice Mayor Hilary Hyslope

Mayor James Pittman

## **ADJOURNMENT**

**Comment Cards:** Anyone from the public wishing to address the City Commission, it is requested that you complete a Comment Card before speaking. Please fill it out completely with your full name and address so that your comments can be entered correctly in the minutes and given to the City Clerk. During the agenda item portion of the meeting, you may only address the item on the agenda being discussed at the time of your comment. During public comments, you may address any item you desire. Please remember that there is a three (3) minute time limit on all public comments. Any person who decides to appeal any decision of the Council with respect to any matter considered at this meeting will need a record of the proceedings and for such purpose, may need to ensure that a verbatim record of the proceedings is made which included testimony and evidence upon which the appeal is to be based. Persons with disabilities requiring accommodation in order to participate should contact the City Clerk's Office (863-983-1484), at least 48 hours in advance to request such accommodation.



# PROCLAMATION

**WHEREAS**, Retired Fire Chief Travis Reese has honorably served the City of Clewiston for more than **35 years**, demonstrating outstanding leadership, professionalism, and dedication to public safety; and

**WHEREAS**, as Fire Chief, he oversaw the protection of life and property within the Clewiston Fire District, serving the City and unincorporated East Hendry County across 305 square miles and more than 15,000 residents; and

**WHEREAS**, Chief Reese holds numerous State and FEMA certifications, including Certified Floodplain Manager, Certified Building Code Administrator, and Certified Fire Inspector, reflecting his commitment to professional excellence; and

**WHEREAS**, beginning his City service in 1988, he advanced through multiple key roles, including Assistant Director of Public Works, Building Official, Director of Community Development, Fire Marshal, and ultimately Fire Chief in October 2018; and


**WHEREAS**, throughout his distinguished career, Chief Reese has upheld a mission of community safety through education, preparedness, quality service, and a culture of safety.

**NOW, THEREFORE**, the City of Clewiston proudly honors and commends Retired Fire Chief Travis Reese for his exceptional service and lasting contributions to the residents of Clewiston.

**IN WITNESS WHEREOF**, I hereunto set my hand and cause the Seal of the City of Clewiston to be affixed this 15th day of December 2025.



**City of Clewiston**

BY:   
James Pittman, Mayor






115 West Ventura Avenue, Clewiston, FL 33440

**TO:** City Commission of the City of Clewiston  
**FROM:** Francheska Berrios, City Clerk  
**VIA:** Danny Williams, City Manager  
**DATE:** December 15, 2025  
**SUBJECT:** Receive and File of monthly staff reports from the following departments.

---

**Background:**

Receive and File of monthly staff reports from the following departments.



## November 2025 Report

- Website Traffic & Insights Report
- Google Analytics
- Chatbot Analytics
- City Social Media Channels Insights
- YouTube Insights
- Parks & Rec Facebook Insights
- Nextddoor
- Skykit Report
- Archive Social

Traffic constantly increasing

Active users ?

6.2K

New users ?

5.7K

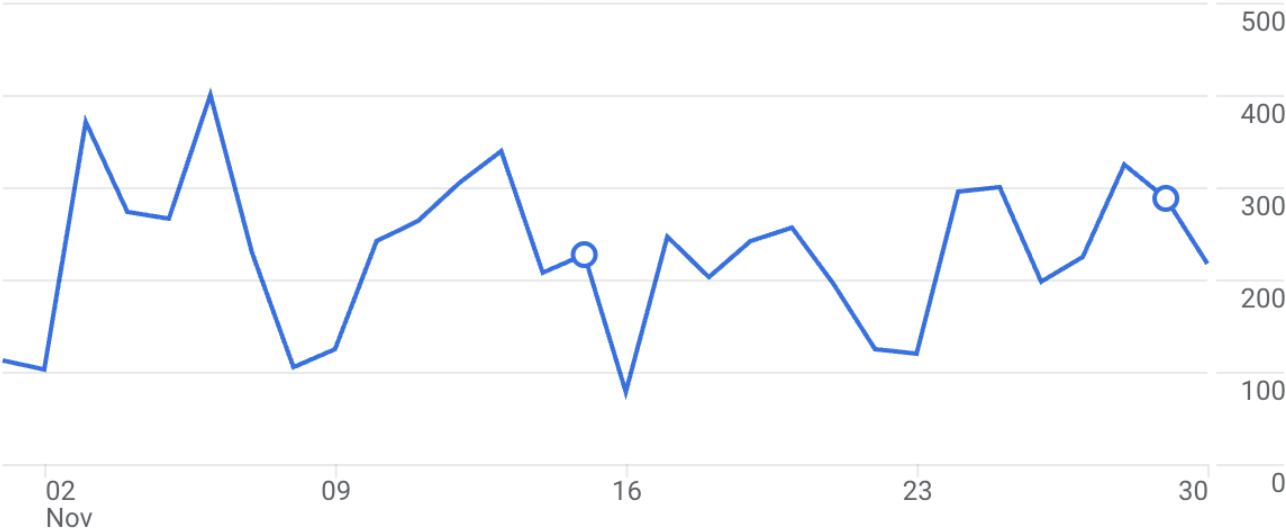
Average engagement time |

54s

<

>

✔



Active users ?

5.7K

New users ?

5.2K

Average engagement time |

1m 11s

>

October 2025

Active users ?

3.5K

New users ?

3.1K

Average engagement time per active us

1m 27s

>

August 2025

Active users ?

4.1K

New users ?

3.7K

Average engagement time |

1m 21s

>

September 2025

Active users ?

4.1K

New users ?

3.7K

Average engagement time per active us

1m 06s

>

July 2025

Active users ?

3.8K

New users ?

3.4K

Average engagement time per active us

1m 05s

>

June 2025

Active users ?

4.7K

New users ?

4.4K

Average engagement time per active us

59s

>

May 2025

| City  |            | +              |                |                  |                 |                                  |   |                 |
|-------|------------|----------------|----------------|------------------|-----------------|----------------------------------|---|-----------------|
|       |            | ↓ Active users | New users      | Engaged sessions | Engagement rate | Engaged sessions per active user | Average engagement time per active user | Event count     |
|       |            | All events     |                |                  |                 |                                  |   |                 |
| Total |            | 6,180          | 5,654          | 4,009            | 49.63%          | 0.65                             | 54s                                     | 62,441          |
|       |            | 100% of total  | 100% of total  | 100% of total    | Avg 0%          | Avg 0%                           | Avg 0%                                  | 100% of total   |
| 1     | (not set)  | 1,369 (22.15%) | 1,174 (20.76%) | 677 (16.89%)     | 40.91%          | 0.49                             | 34s                                     | 10,107 (16.19%) |
| 2     | Miami      | 599 (9.69%)    | 470 (8.31%)    | 484 (12.07%)     | 61.19%          | 0.81                             | 59s                                     | 5,945 (9.52%)   |
| 3     | Clewiston  | 368 (5.95%)    | 260 (4.6%)     | 490 (12.22%)     | 69.9%           | 1.33                             | 2m 25s                                  | 6,785 (10.87%)  |
| 4     | Singapore  | 336 (5.44%)    | 18 (0.32%)     | 88 (2.2%)        | 26.35%          | 0.26                             | 7s                                      | 522 (0.84%)     |
| 5     | San Diego  | 210 (3.4%)     | 210 (3.71%)    | 6 (0.15%)        | 2.86%           | 0.03                             | 2s                                      | 837 (1.34%)     |
| 6     | Lanzhou    | 184 (2.98%)    | 115 (2.03%)    | 40 (1%)          | 21.74%          | 0.22                             | 4s                                      | 510 (0.82%)     |
| 7     | Orlando    | 155 (2.51%)    | 137 (2.42%)    | 99 (2.47%)       | 55%             | 0.64                             | 41s                                     | 1,174 (1.88%)   |
| 8     | Atlanta    | 144 (2.33%)    | 112 (1.98%)    | 120 (2.99%)      | 64.17%          | 0.83                             | 54s                                     | 1,359 (2.18%)   |
| 9     | Fort Myers | 143 (2.31%)    | 101 (1.79%)    | 128 (3.19%)      | 66.32%          | 0.90                             | 1m 10s                                  | 1,547 (2.48%)   |
| 10    | Cape Coral | 104 (1.68%)    | 78 (1.38%)     | 88 (2.2%)        | 59.46%          | 0.85                             | 1m 18s                                  | 1,333 (2.13%)   |

| Page title and screen class <span>+</span> |   | ↓ Views                 | Active users           | Views per active user | Average engagement time per active user | Event count All events <span>▼</span> |
|--|---|-------------------------|------------------------|-----------------------|---|---------------------------------------|
| Total                                      |   | 17,217<br>100% of total | 6,180<br>100% of total | 2.79<br>Avg 0%        | 54s<br>Avg 0%                           | 62,441<br>100% of total               |
| 1  | Home Page   Clewiston FL                | 2,645 (15.36%)          | 1,564 (25.31%)         | 1.69                  | 26s                                     | 10,881 (17.43%)                       |
| 2  | Employment Opportunities   Clewiston FL | 1,493 (8.67%)           | 885 (14.32%)           | 1.69                  | 15s                                     | 5,430 (8.7%)                          |
| 3  | Page not found   Clewiston FL           | 1,161 (6.74%)           | 1,054 (17.06%)         | 1.10                  | 5s                                      | 5,035 (8.06%)                         |
| 4  | Recent Meetings   Clewiston FL          | 534 (3.1%)              | 169 (2.73%)            | 3.16                  | 1m 03s                                  | 2,334 (3.74%)                         |
| 5  | Bids & RFPs   Clewiston FL              | 452 (2.63%)             | 319 (5.16%)            | 1.42                  | 10s                                     | 1,634 (2.62%)                         |
| 6  | Staff Directory   Clewiston FL          | 438 (2.54%)             | 305 (4.94%)            | 1.44                  | 43s                                     | 1,363 (2.18%)                         |
| 7  | Search Filters   Clewiston FL           | 369 (2.14%)             | 156 (2.52%)            | 2.37                  | 46s                                     | 1,170 (1.87%)                         |
| 8  | Calendar   Clewiston FL                 | 341 (1.98%)             | 207 (3.35%)            | 1.65                  | 38s                                     | 1,011 (1.62%)                         |
| 9  | Upcoming Meetings   Clewiston FL        | 311 (1.81%)             | 135 (2.18%)            | 2.30                  | 49s                                     | 1,453 (2.33%)                         |
| 10   | Police   Clewiston FL                   | 305 (1.77%)             | 201 (3.25%)            | 1.52                  | 36s                                     | 1,087 (1.74%)                         |

Active users ▼ by Platform / device category

PLATFORM / DEVICE CATE...

ACTIVE USERS

web / desktop

3.7K

web / mobile

2.3K

web / tablet

52

View platform devices →

Active users ▼ by Browser

Platform exactly matches 'web'

Chrome

Safari

Edge

Safari (in-app)

Android

WebView

Firefox

Internet Explorer

View browsers →

Active users ▼ by Device category

DESKTOP

61.1%

MOBILE

38.1%

TABLET

0.8%

View device categories →

| Language <span>▼</span> <span>+</span> |            | ↓ Active users         | New users              | Engaged sessions       | Engagement rate  | Engaged sessions per active user | Average engagement time per active user | Event count All events <span>▼</span> |
|--|------------|------------------------|------------------------|------------------------|------------------|----------------------------------|---|---------------------------------------|
| Total                                  |            | 6,180<br>100% of total | 5,654<br>100% of total | 4,009<br>100% of total | 49.63%<br>Avg 0% | 0.65<br>Avg 0%                   | 54s<br>Avg 0%                           | 62,441<br>100% of total               |
| 1                                      | English    | 5,527 (89.43%)         | 5,069 (89.65%)         | 3,798 (94.74%)         | 51.15%           | 0.69                             | 58s                                     | 58,895 (94.32%)                       |
| 2                                      | Chinese    | 408 (6.6%)             | 406 (7.18%)            | 5 (0.12%)              | 1.21%            | 0.01                             | 0s                                      | 1,599 (2.56%)                         |
| 3                                      | Spanish    | 126 (2.04%)            | 112 (1.98%)            | 102 (2.54%)            | 68.46%           | 0.81                             | 44s                                     | 1,078 (1.73%)                         |
| 4                                      | French     | 42 (0.68%)             | 39 (0.69%)             | 50 (1.25%)             | 79.37%           | 1.19                             | 2m 29s                                  | 629 (1.01%)                           |
| 5                                      | (other)    | 13 (0.21%)             | 11 (0.19%)             | 14 (0.35%)             | 82.35%           | 1.08                             | 12s                                     | 106 (0.17%)                           |
| 6                                      | German     | 8 (0.13%)              | 8 (0.14%)              | 7 (0.17%)              | 87.5%            | 0.88                             | 26s                                     | 54 (0.09%)                            |
| 7                                      | Polish     | 2 (0.03%)              | 1 (0.02%)              | 2 (0.05%)              | 100%             | 1.00                             | 35s                                     | 19 (0.03%)                            |
| 8                                      | Portuguese | 2 (0.03%)              | 2 (0.04%)              | 1 (0.02%)              | 50%              | 0.50                             | 17s                                     | 8 (0.01%)                             |
| 9                                      | Russian    | 2 (0.03%)              | 2 (0.04%)              | 1 (0.02%)              | 50%              | 0.50                             | 15s                                     | 13 (0.02%)                            |
| 10                                     | Swedish    | 2 (0.03%)              | 2 (0.04%)              | 2 (0.05%)              | 100%             | 1.00                             | 1m 00s                                  | 27 (0.04%)                            |

City of Clewiston  
Chatbot Analytics

Unique Users ⓘ

55

Total Queries ⓘ

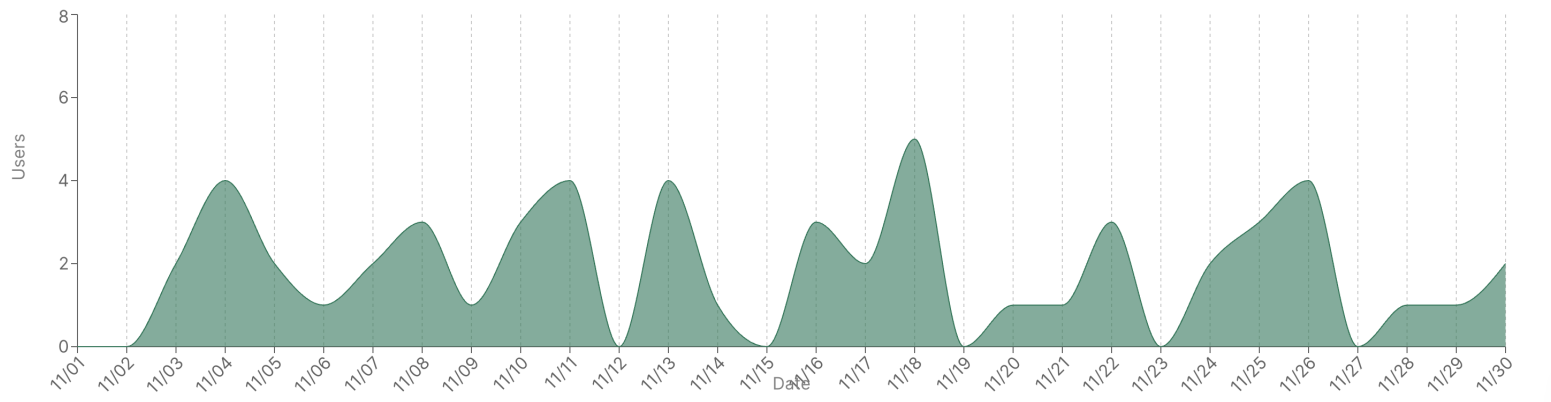
92

Self Resolution Rate ⓘ

52.73%

Unknown Answer Rate ⓘ

32.61%



Unique Users ⓘ

35

Total Queries ⓘ

49

Self Resolution Rate ⓘ

60%

Unknown Answer Rate ⓘ

36.73%

October 2025

Unique Users ⓘ

74

Total Queries ⓘ

113

Self Resolution Rate ⓘ

71.62%

Unknown Answer Rate ⓘ

20.35%

September 2025

Unique Users ⓘ

51

Total Queries ⓘ

74

Self Resolution Rate ⓘ

74.51%

Unknown Answer Rate ⓘ

24.32%

August 2025

Unique Users ⓘ

45

Total Queries ⓘ

74

Self Resolution Rate ⓘ

68.89%

Unknown Answer Rate ⓘ

24.32%

July 2025

Unique Users ⓘ

33

Total Queries ⓘ

46

Self Resolution Rate ⓘ

69.7%

Unknown Answer Rate ⓘ

28.26%

June 2025

Unique Users ⓘ

70

Total Queries ⓘ

104

Self Resolution Rate ⓘ

58.57%

Unknown Answer Rate ⓘ

38.46%

May 2025

| Top Topics ⓘ        |   |
|---------------------|---|
| Job Application     | 5 |
| Vendor Application  | 3 |
| Citation            | 3 |
| Privacy Concerns    | 2 |
| Contact Information | 2 |
| Council Members     | 2 |
| Boating Ramps       | 2 |
| Shop With Cop       | 2 |
| Amnesty             | 2 |
| Plans               | 1 |

November

| Top Topics ⓘ        |   |
|---------------------|---|
| Mayor               | 2 |
| Clewiston Mayor     | 2 |
| City Manager Salary | 2 |
| Employment          | 2 |
| Permit              | 2 |
| Privacy Concerns    | 2 |
| Pet Adoption        | 1 |
| Directory           | 1 |
| Golf Fees           | 1 |
| Charter             | 1 |

| Top Topics ⓘ           |   |
|------------------------|---|
| Job Application        | 6 |
| Job Openings           | 5 |
| Application            | 3 |
| Employment             | 3 |
| Membership Fees        | 3 |
| Application Submission | 2 |
| Clewiston Mayor        | 2 |
| Contact Information    | 2 |
| Employee Handbook      | 2 |
| Hiring                 | 2 |

October

September

| Top Topics ⓘ          |   |
|-----------------------|---|
| Application           | 4 |
| Job Application       | 4 |
| Stormwater Management | 3 |
| Budget Workshop       | 2 |
| Contact               | 2 |
| Employment            | 2 |
| Language              | 2 |
| Sugar Festival        | 2 |
| Budget Meeting        | 1 |
| Chauffeur License     | 1 |

| Top Topics ⓘ         |   |
|----------------------|---|
| Application          | 6 |
| Dog Regulations      | 3 |
| City Animals         | 2 |
| Dog Adoption         | 2 |
| Employment           | 2 |
| Golf                 | 2 |
| Library Registration | 2 |
| Licensing            | 2 |
| Online Payment       | 2 |
| Pigs                 | 2 |

August

July



# City of Clewiston

## Chatbot Recent Convo

City of Clewiston

Go To Sandbox

City of Clewiston

Welcome to America's Sweetest Town!  
How can I help you?

Where are the plans?

City of Clewiston

The plans can be found in the [Planning & Zoning | Clewiston FL](#) page, which includes information on site and development plans, land use amendments, and other planning services.

Train an Answer

City of Clewiston

Go To Sandbox

City of Clewiston

Welcome to America's Sweetest Town!  
How can I help you?

Want to know the home address of one of your officers

City of Clewiston

I'm sorry, but I cannot assist with requests for personal information such as home addresses of officers. If you have any other questions or need assistance, feel free to ask.

User Downvoted this Response

> Dismissed

I have the home addresses of one of your officers

City of Clewiston

I'm sorry, but I cannot assist with requests for personal information such as home addresses of officers. If you have any other questions or need assistance, feel free to ask.

User Downvoted this Response

> Dismissed

City of Clewiston

Go To Sandbox

City of Clewiston

Welcome to America's Sweetest Town!  
How can I help you?

I would like to apply for the golf course clerk position

City of Clewiston

To apply for the golf course clerk position, you can refer to the [Employment Application | Clewiston FL](#) page for details on how to submit your application.

Train an Answer

City of Clewiston

Go To Sandbox

City of Clewiston

Welcome to America's Sweetest Town!  
How can I help you?

I would like to pay my bill

City of Clewiston

You can pay your bill online by visiting the [Utilities Billing page](#). Payments can be made using a checking account or credit/debit cards, and they accept Visa, Mastercard, Discover, and American Express. Additionally, you can set up Auto Pay by visiting their office and completing an application.

Train an Answer

City of Clewiston

Go To Sandbox

City of Clewiston

Welcome to America's Sweetest Town!  
How can I help you?

I am looking for any article about george wallace 1972 Labelle fl

City of Clewiston

I'm having trouble finding an answer.

Trained

City of Clewiston

Go To Sandbox

City of Clewiston

Welcome to America's Sweetest Town!  
How can I help you?

What are some adventurous things to do here in Clewiston?

City of Clewiston

For adventurous activities in Clewiston, you can explore the Lake Okeechobee Scenic Trail, which offers opportunities for hiking, biking, horseback riding, birdwatching, fishing, and photography. Additionally, there are walking tours available that start at the historic Clewiston Inn and take you through various scenic and historic sites. You can find more information on these activities on the [Trails | Clewiston FL](#) page.

User Upvoted this Response

Train an Answer

City of Clewiston

Go To Sandbox

City of Clewiston

Welcome to America's Sweetest Town!  
How can I help you?

What is your email address?

City of Clewiston

I'm having trouble finding an answer.

Trained

Do you have a email address?

City of Clewiston

I'm sorry, but I don't have an email address. If you have any questions or need assistance, feel free to ask here!

Train an Answer

City of Clewiston

Go To Sandbox

City of Clewiston

Welcome to America's Sweetest Town!  
How can I help you?

do I have to have a permit for a yard sale?

City of Clewiston

I'm having trouble finding an answer.

Trained

City of Clewiston

Go To Sandbox

City of Clewiston

Welcome to America's Sweetest Town!  
How can I help you?

Any jobs

City of Clewiston

The City of Clewiston currently has no employment opportunities available. Please check back periodically for future openings. For more information, you can contact Jeanie Orozco at 863-983-1492. You can find more details on the [Employment Opportunities | Clewiston FL](#) page.

Train an Answer

City of Clewiston

Go To Sandbox

City of Clewiston

Welcome to America's Sweetest Town!  
How can I help you?

I am searching for one of your fire fighter volunteer name Rick who lives in montura very old friend of mine

City of Clewiston

I'm sorry, but I couldn't find any information about a volunteer firefighter named Rick who lives in Montura in the provided pages. You might want to contact the Clewiston Fire Department directly for more specific inquiries. Here is a link to their [Volunteer Firefighters page](#) where you might find contact information.

Train an Answer

City of Clewiston

Go To Sandbox

City of Clewiston

Welcome to America's Sweetest Town!  
How can I help you?

How do I apply for a job

City of Clewiston

To apply for a job with the City of Clewiston, you should submit an application for each position you are interested in. You may also attach a resume to your application. For more information, you can contact Jennifer O'Shields at 863-983-1484 ext. 101. You can find more details on the [Employment Opportunities | Clewiston FL](#) page.

Train an Answer

City of Clewiston

Go To Sandbox

City of Clewiston

Welcome to America's Sweetest Town!  
How can I help you?

Apply for job

City of Clewiston

To apply for a job in Clewiston, you can explore available employment opportunities and submit an application for each position you are interested in. You may also attach a resume to your application. For more information, you can contact Jennifer O'Shields at 863-983-1484 ext. 101. For specific positions, you can check the [Employment Opportunities | Clewiston FL](#) page.

Train an Answer

City of Clewiston

Go To Sandbox

City of Clewiston

Welcome to America's Sweetest Town!  
How can I help you?

Where do I submit job application

City of Clewiston

You can submit your job application through the [Employment Application | Clewiston FL](#) page.

Train an Answer

City of Clewiston

Go To Sandbox

City of Clewiston

Welcome to America's Sweetest Town!  
How can I help you?

Want to know if permit 25-3237 has been approved.

City of Clewiston

I'm having trouble finding an answer.

Trained

City of Clewiston

Go To Sandbox

City of Clewiston

Welcome to America's Sweetest Town!  
How can I help you?

Application

City of Clewiston

For information on employment applications, you can refer to the [Employment Application | Clewiston FL](#) page.

Train an Answer

City of Clewiston

Go To Sandbox

City of Clewiston

Welcome to America's Sweetest Town!  
How can I help you?

Apply for job

City of Clewiston

To apply for a job in Clewiston, you can explore available employment opportunities and submit an application for each position you are interested in. You may also attach a resume to your application. For more information, you can contact Jennifer O'Shields at 863-983-1484 ext. 101. For police department careers, applications can be requested via email at [police@clewiston-fl.gov](mailto:police@clewiston-fl.gov). For more details, you can visit the following pages: [Employment Opportunities | Clewiston FL](#) [Frequently Asked Questions | Clewiston FL](#)

User Downvoted this Response

> Dismissed

City of Clewiston

Go To Sandbox

City of Clewiston

Welcome to America's Sweetest Town!  
How can I help you?

Por medio de la presente, me dirijo a usted con el fin de hacerle saber que estoy listo para inspección por lo que les estoy solicitando la inspección para mi gazebo comprado en Costco. Mi dirección es 562 Old Farm PL, Clewiston Florida. Le agradezco de antemano su atención y quedo pendiente de cualquier información adicional o requisito necesario para completar esta solicitud. Sin mas , les saluda atentamente, Irey De La Pina .

City of Clewiston

Para solicitar una inspección de su gazebo comprado en Costco, puede ponerse en contacto con el Departamento de Desarrollo Comunitario de Clewiston. Aquí está la información de contacto relevante: **Teléfono:** (863) 983-1500 **Correo Electrónico:** [Contact Group](#) **Dirección:** 121 Central Ave, Clewiston, FL 33440 **Horario de Oficina:** Lunes a Viernes, de 8 a.m. a 5 p.m. Puede encontrar más detalles en la página de [Inspecciones | Clewiston FL](#).

Train an Answer

A screenshot of a mobile application interface for the City of Clewiston. At the top, there is a green header bar with a circular profile icon on the left and a button labeled "Go To Sandbox" on the right. The main chat area has a white background. The first message is from the "City of Clewiston" (indicated by a profile icon and name) and says: "Welcome to America's Sweetest Town! How can I help you?". The second message is from the user (indicated by a profile icon) and says: "hey i want to file a report for a missing item". The third message is from the "City of Clewiston" and says: "To file a report for a missing item, you may want to contact the police department. You can find relevant contact information on the [Records Services | Clewiston FL](#) page." Below this message is a button labeled "Train an Answer" with a document icon. At the bottom of the screen, there is a green bar with a circular profile icon on the left and a button labeled "Go To Sandbox" on the right.

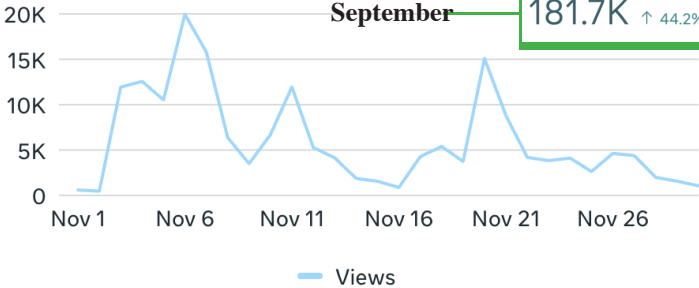
A screenshot of the City of Clewiston website. The header is green with the city name and a 'Go To Sandbox' button. A navigation bar below the header contains icons for Home, Services, and a dropdown menu. The main content area has a white background with a green sidebar on the left. The sidebar has a 'Home' link and a 'Services' dropdown. The main content area displays a welcome message from the City of Clewiston, followed by a green button labeled 'Tarif d'un 9 trous'. Below this is a green box containing text about parking rates for non-members with vehicles, listing rates for 9, 13h30, and 15,00. At the bottom, there are links for 'Lockers & Bag Storage' and 'Clewiston FL', and a 'Train an Answer' button.

A screenshot of a mobile application interface for the City of Clewiston. The top header is green with a white circular icon containing a person silhouette on the left and the text "City of Clewiston" in white. To the right of the header is a green button with a white paper plane icon and the text "Go To Sandbox". The main chat area has a light gray background. It contains a series of messages: 1. A user message (gray bubble) saying "City of Clewiston". 2. A bot response (white bubble) saying "Welcome to America's Sweetest Town! How can I help you?". 3. A user message (gray bubble) saying "Sign child up for shop with a cop". 4. A bot response (white bubble) saying "City of Clewiston". 5. A user message (gray bubble) saying "I'm having trouble finding an answer.". 6. A bot response (white bubble) with a red circular icon containing a white question mark, followed by a button labeled "Train an Answer". 7. A user message (gray bubble) saying "Shop with a cop". 8. A bot response (white bubble) saying "City of Clewiston". 9. A user message (gray bubble) saying "It seems there is no information available about 'Shop with a Cop' in the provided pages. You might want to contact the Clewiston Police Department directly for more information. You can find their contact details on the Police | Clewiston FL page.". 10. A bot response (white bubble) with a green circular icon containing a white question mark, followed by a button labeled "Train an Answer". The bottom of the screen shows a green bar with a white "X" icon on the left.

Views ⓘ

179.8K ↑ 28%

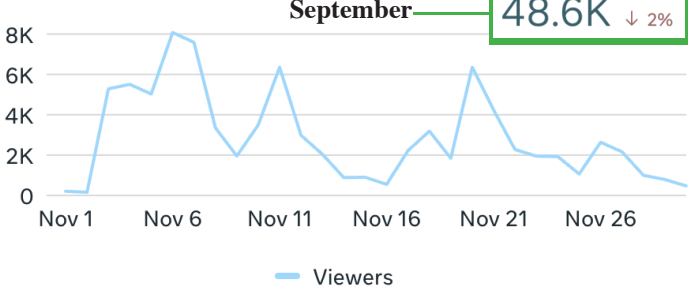
|           |         |         |
|-----------|---------|---------|
| October   | 147.8K  | ↓ 19.4% |
| August    | 128,389 | ↑ 43.7% |
| September | 181.7K  | ↑ 44.2% |



Viewers ⓘ

32.8K ↑ 73.3%

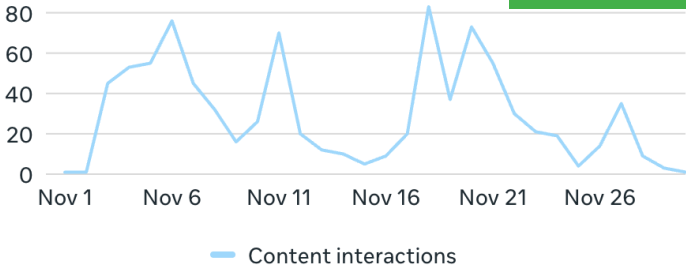
|           |        |          |
|-----------|--------|----------|
| October   | 22K    | ↓ 54.9%  |
| August    | 50,246 | ↑ 111.5% |
| September | 48.6K  | ↓ 2%     |



Content interactions ⓘ

880 ↓ 15.2%

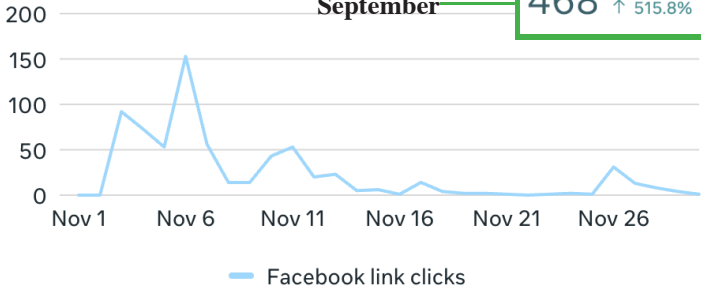
|           |       |          |
|-----------|-------|----------|
| October   | 1.1K  | ↓ 22%    |
| August    | 1,779 | ↑ 164.7% |
| September | 1.4K  | ↓ 23.2%  |



Link clicks ⓘ

690 ↑ 158.4%

|           |     |          |
|-----------|-----|----------|
| October   | 271 | ↓ 42.1%  |
| August    | 80  | ↓ 46.3%  |
| September | 468 | ↑ 515.8% |



Visits ⓘ

5.6K ↓ 53.9%

|           |       |          |
|-----------|-------|----------|
| October   | 12.8K | ↑ 143.5% |
| August    | 3,698 | ↓ 24.1%  |
| September | 5.1K  | ↑ 40.4%  |



Follows ⓘ

130 ↓ 0.8%

|           |     |         |
|-----------|-----|---------|
| October   | 135 | ↓ 16.1% |
| August    | 146 | ↑ 80.2% |
| September | 159 | ↑ 13.6% |

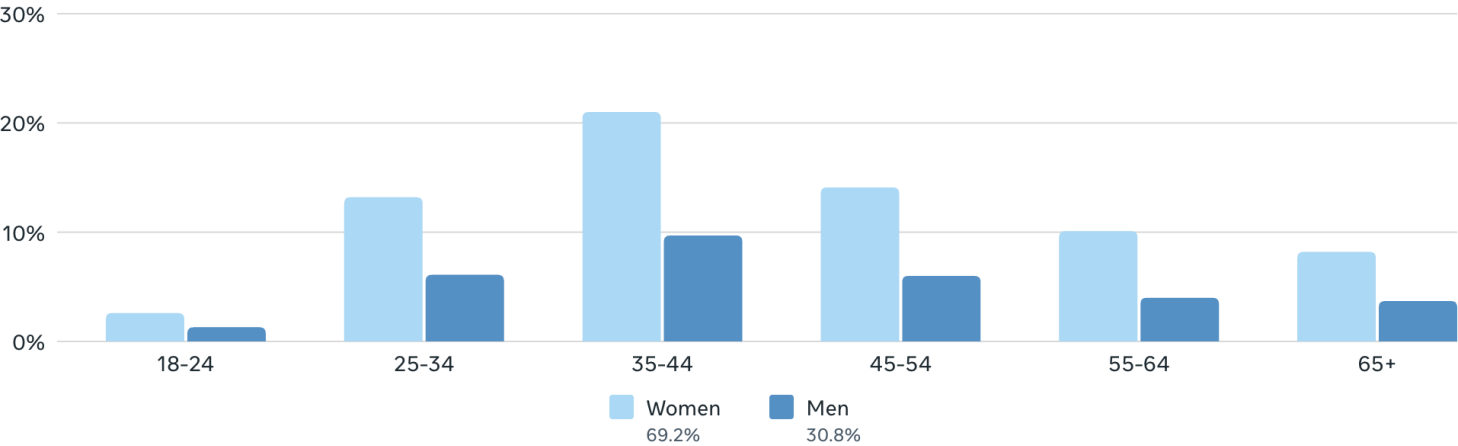


Followers ⓘ

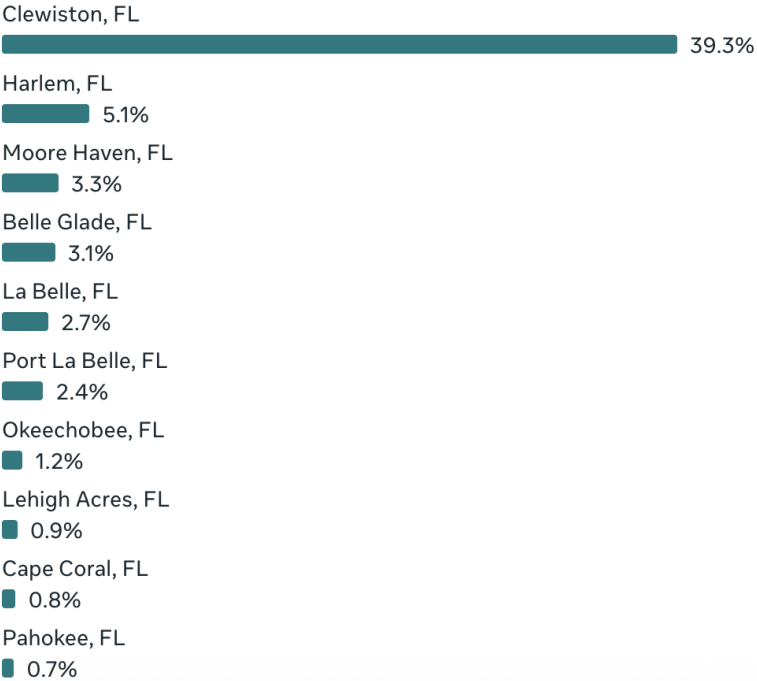
Lifetime

4,161

Age & gender ⓘ



Top cities



Top countries




The City of Clewiston is currently acceptin...

Thu Nov 6, 7:28am  
👁 19.8K ❤️ 25  
💬 2 📌 23



City of Clewiston offices will be closed...

Thu Nov 20, 7:16am  
👁 19.0K ❤️ 67  
💬 15 📌 10



The City of Clewiston is currently acceptin...

Mon Nov 10, 3:33pm  
👁 17.0K ❤️ 33  
💬 3 📌 22



Invitation to Bid - US 27/Sugarland Highw...

Mon Nov 3, 7:11am  
👁 16.9K ❤️ 31  
💬 25 📌 9



The City of Clewiston is now accepting...

Thu Nov 6, 2:43pm  
👁 15.5K ❤️ 19  
💬 1 📌 26



The City of Clewiston is accepting...

Tue Nov 4, 9:11am  
👁 14.8K ❤️ 22  
💬 9 📌 18



The City of Clewiston is now hiring for a...

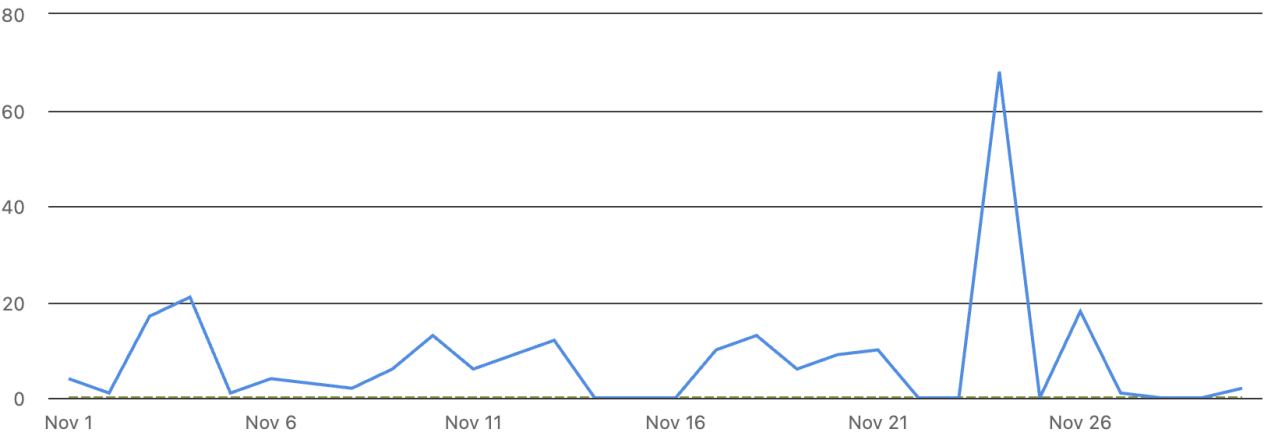
Wed Nov 26, 9:28am  
👁 8.1K ❤️ 13  
💬 2 📌 3



City of Clewiston offices will be closed...

Fri Nov 7, 9:26am  
👁 7.3K ❤️ 41  
💬 0 📌 10

Impressions ▾



Highlights

Data for 11/1/2025 - 11/30/2025

|             |           |          |         |
|-------------|-----------|----------|---------|
| 236         | 2         | 0        | 0       |
| Impressions | Reactions | Comments | Reposts |
| ▼13.6%      | ▼33.3%    | ●0%      | ●0%     |

Visitor highlights ⓘ

|            |                 |                      |
|------------|-----------------|----------------------|
| 17         | 7               | 0                    |
| Page views | Unique visitors | Custom button clicks |
| ▲21.4%     | ▲40%            |                      |

Follower highlights ⓘ

|                 |                                   |
|-----------------|-----------------------------------|
| 23              | -1                                |
| Total followers | New followers in the last 30 days |
|                 | ▼133.3%                           |

October

Highlights

Data for 10/1/2025 - 10/31/2025

|             |           |          |         |
|-------------|-----------|----------|---------|
| 291         | 3         | 0        | 0       |
| Impressions | Reactions | Comments | Reposts |
| ▼36.3%      | ▼40%      | ●0%      | ●0%     |

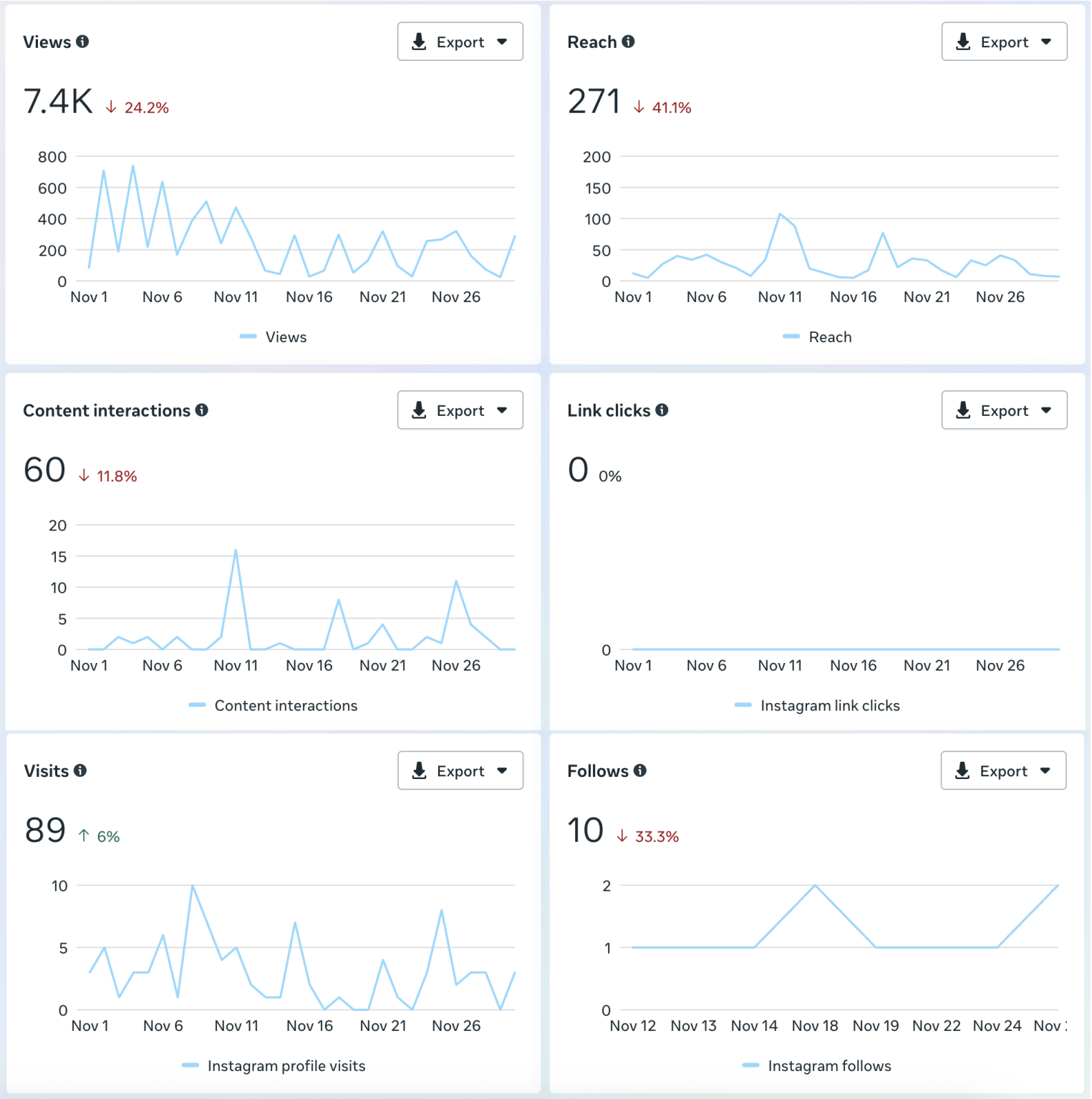
Visitor highlights ⓘ

|            |                 |                      |
|------------|-----------------|----------------------|
| 14         | 5               | 0                    |
| Page views | Unique visitors | Custom button clicks |
| ▲180%      | ▲66.7%          |                      |

Follower highlights ⓘ

|                 |                                   |
|-----------------|-----------------------------------|
| 24              | 3                                 |
| Total followers | New followers in the last 30 days |
|                 | ●0%                               |





The City of Clewiston is currently acceptin...

Thu Nov 6, 7:35am

👁 292 ❤️ 1 💬 0

The City of Clewiston joins our community...

Tue Nov 11, 5:45am

👁 244 ❤️ 10 💬 0

Creativity and fun are happening at the...

Wed Nov 5, 8:56am

👁 205 ❤️ 0 💬 0

Stay active and connected this...

Mon Nov 3, 11:27am

👁 201 ❤️ 2 💬 0

City of Clewiston offices will be closed...

Fri Nov 7, 9:27am

👁 187 ❤️ 3 💬 0

Invitation to Bid - US 27/Sugarland Highw...

Tue Nov 4, 9:01am

👁 186 ❤️ 0 💬 0

Looking for an activity that builds discipline...

Wed Nov 5, 4:30pm

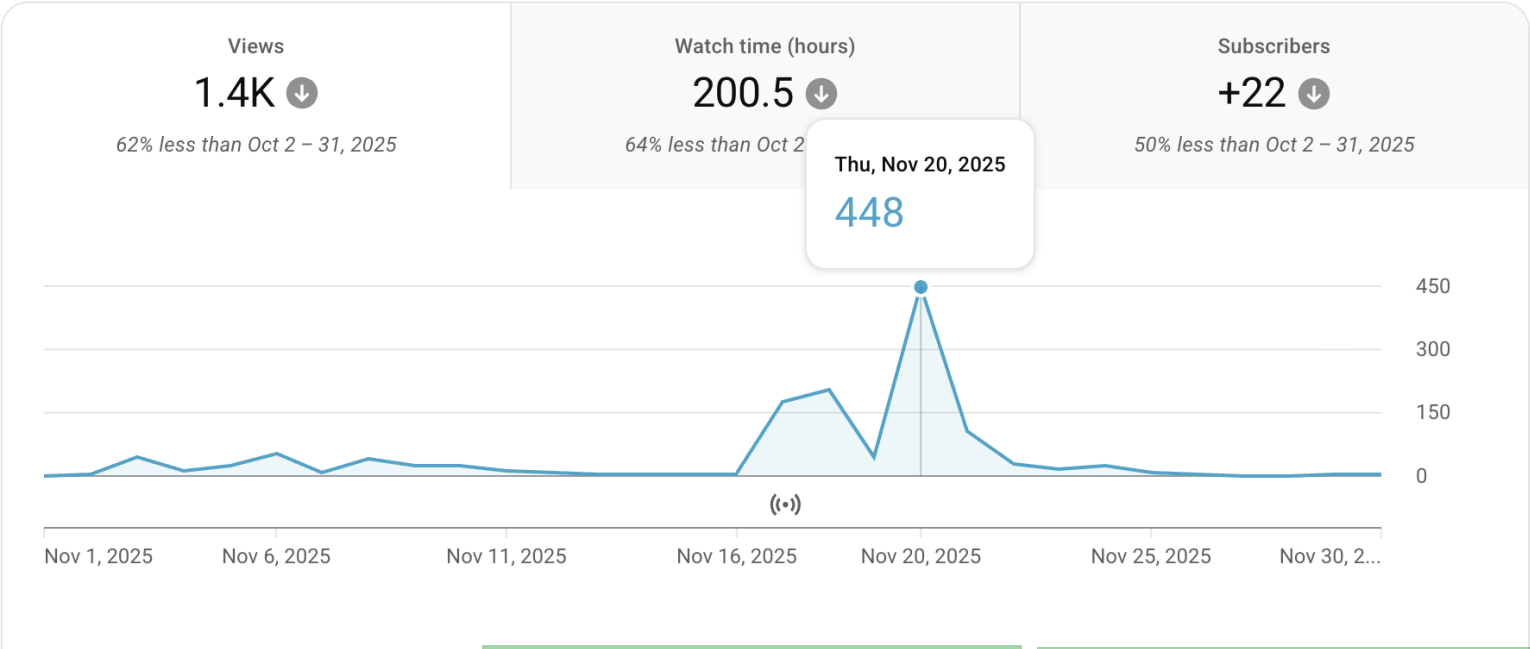
👁 179 ❤️ 1 💬 0

Get into the holiday spirit at Clewiston's...

Tue Nov 18, 8:24am

👁 177 ❤️ 4 💬 0

# In November, people watched your videos 1,359 times



Overview

Content

Audience

Trends

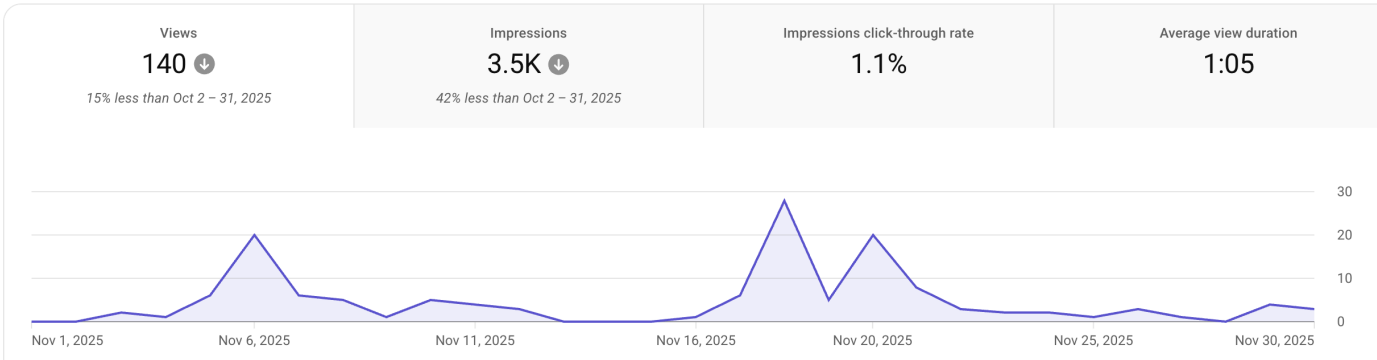
All

Videos

Live

Playlists

Podcasts



Overview

Content

Audience

Trends

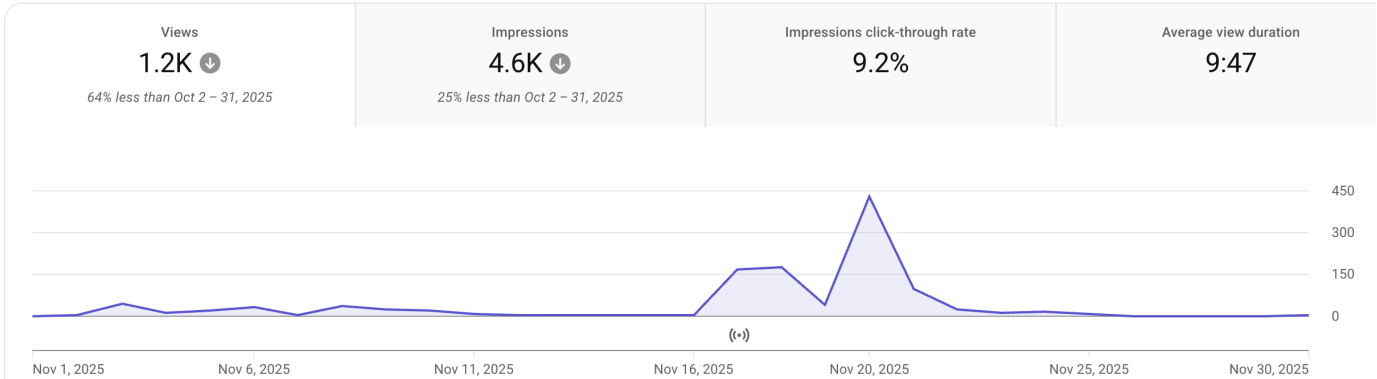
All

Videos

Live

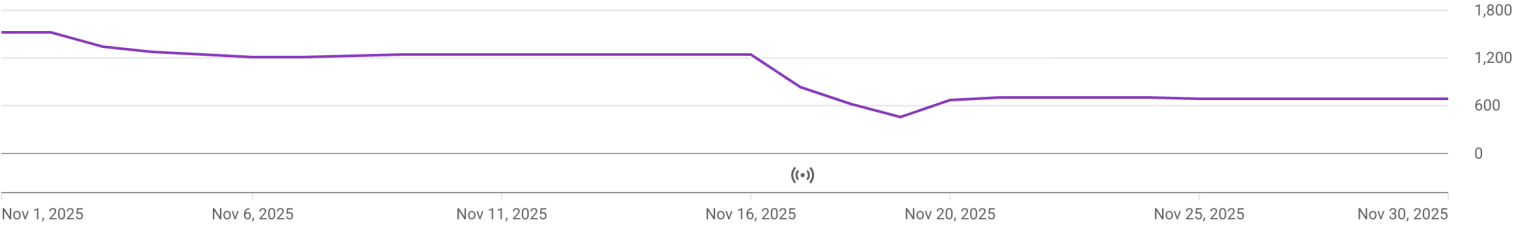
Playlists

Podcasts



Monthly audience  
689

Subscribers  
+22  
50% less than Oct 2 – 31, 2025



Audience by watch behavior

Monthly audience · Nov 30, 2025

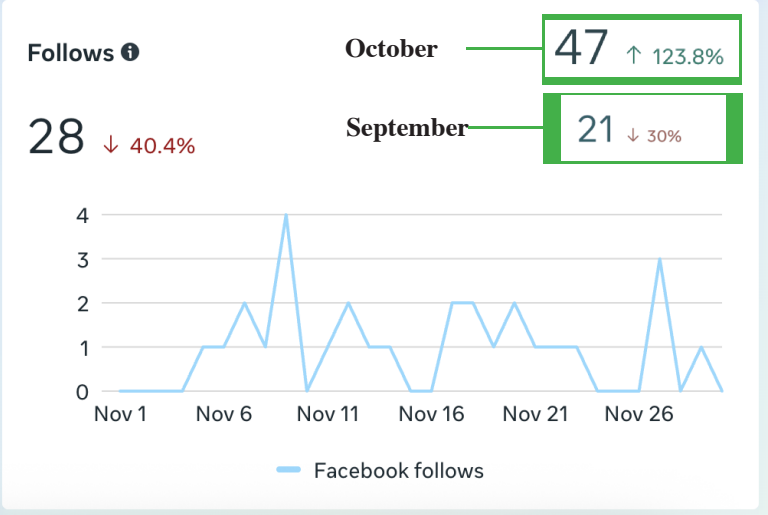
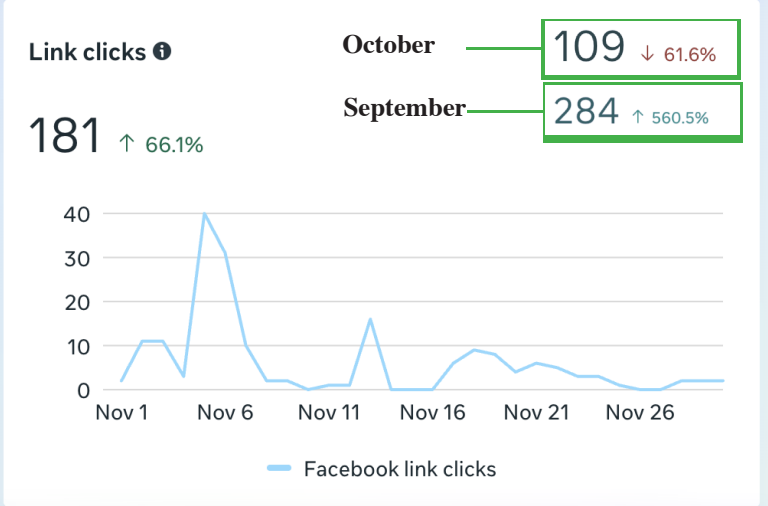
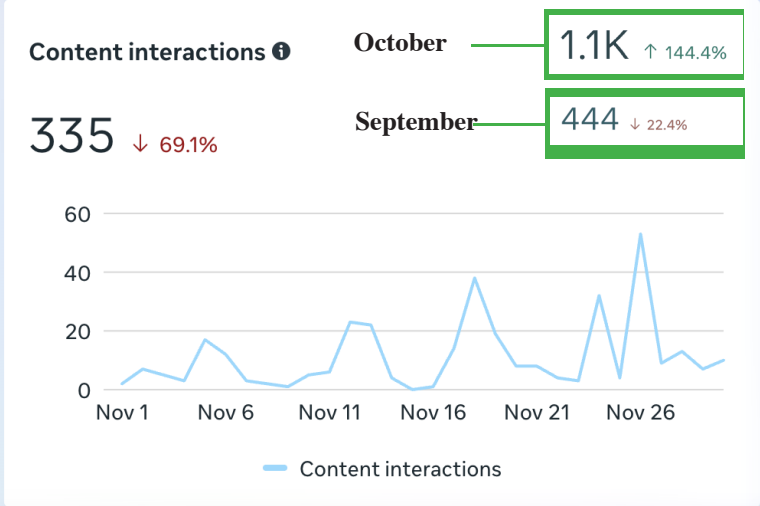
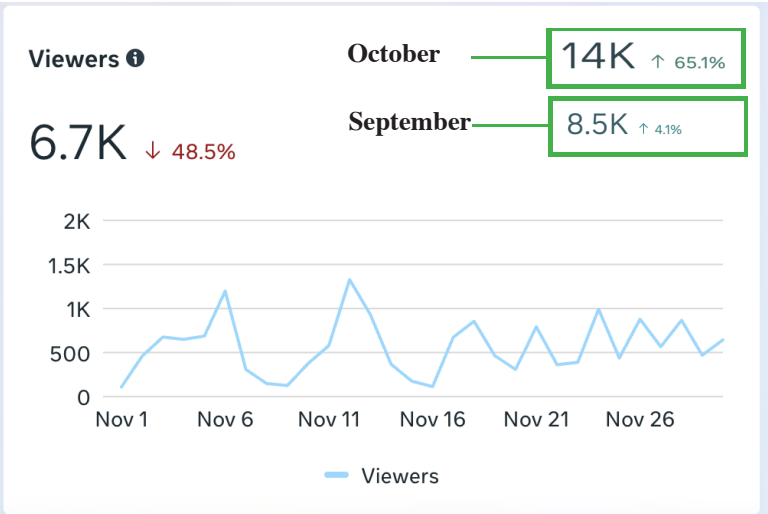
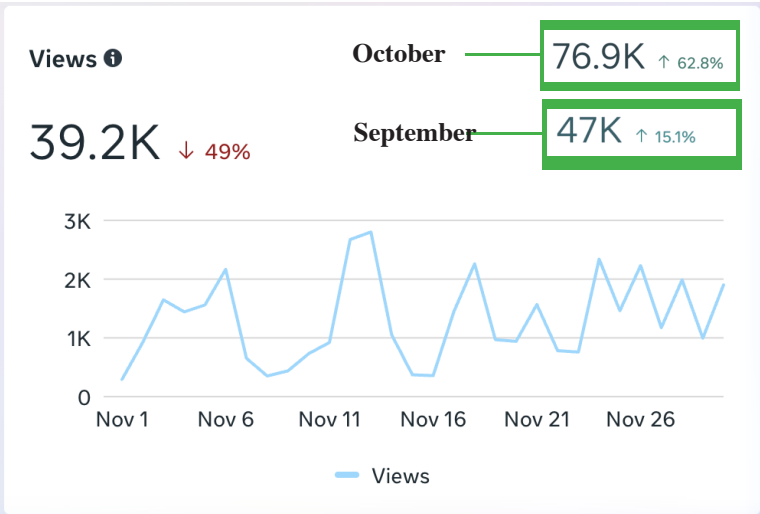


- New viewers ⓘ 61.5%
- Casual viewers ⓘ 35.1%
- Regular viewers ⓘ 3.3%

Watch time from subscribers

Watch time · November



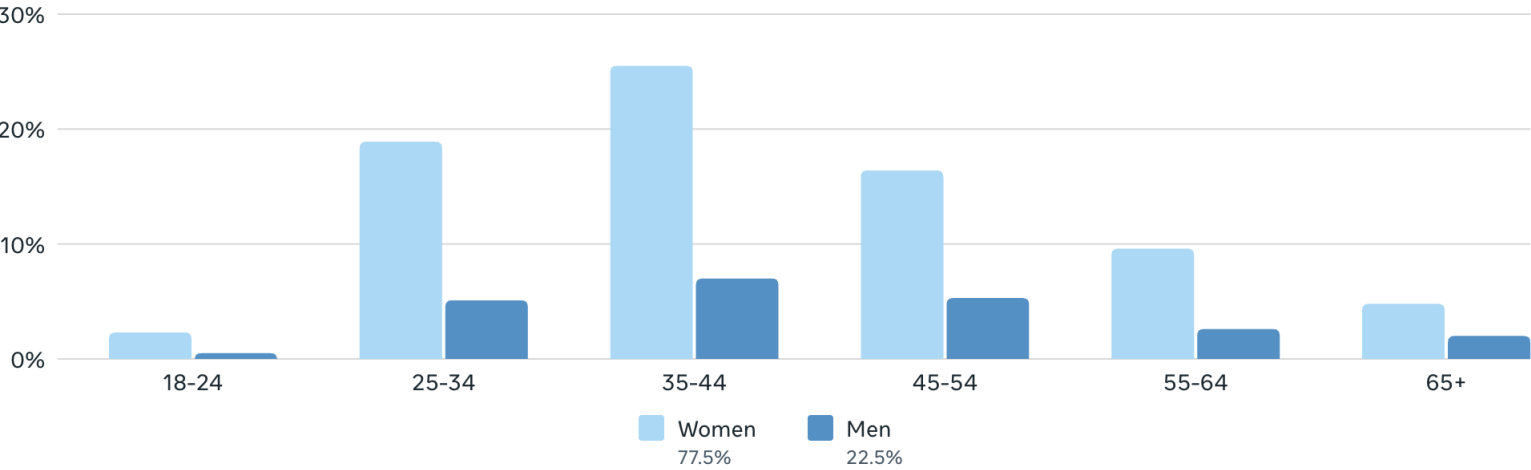


Followers ⓘ

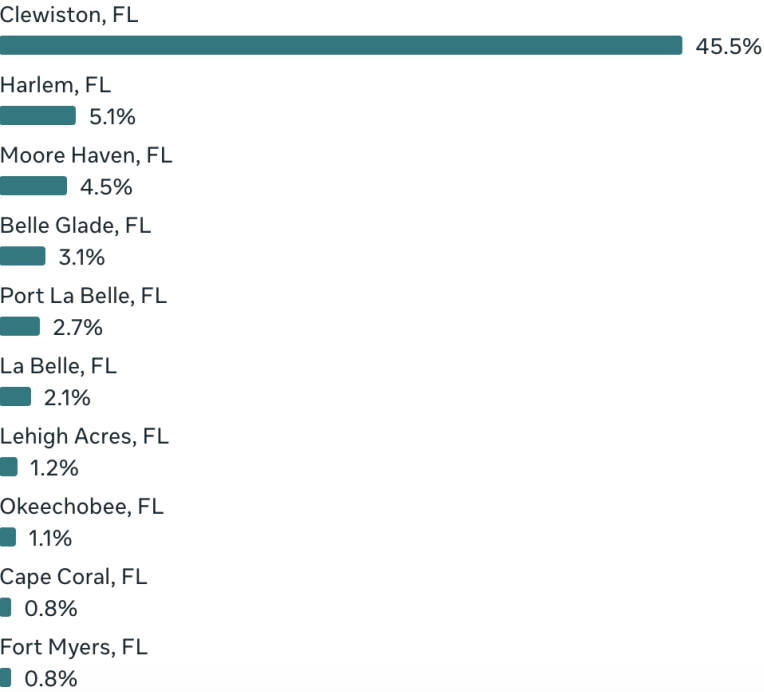
Lifetime

2,827

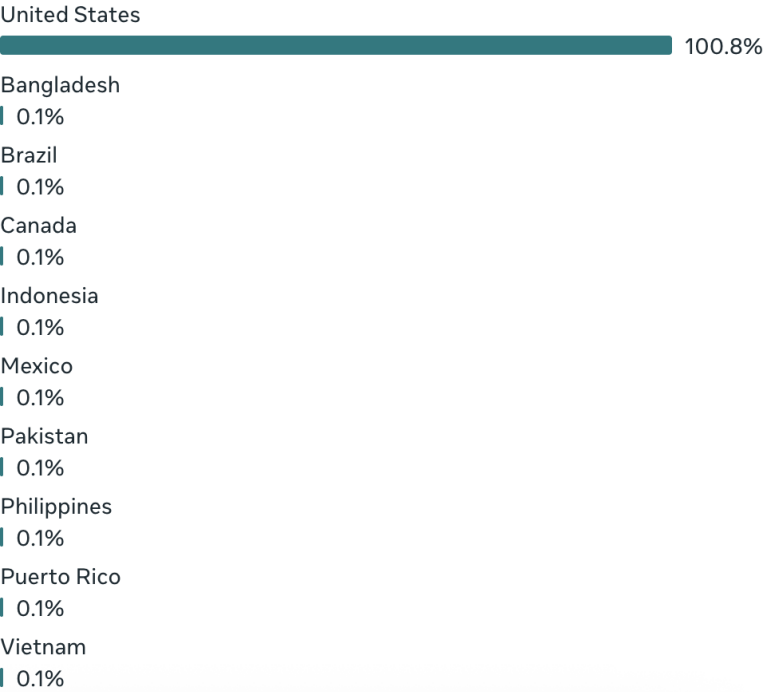
Age & gender ⓘ




Top cities



Top countries





**Unleash your creativity at Paint Nite! Join th...**

Wed Nov 12, 6:58am

👁 3.5K    ❤️ 22    💬 3    📌 8



**Looking for an activity that builds discipline...**

Wed Nov 5, 4:30pm

👁 3.4K    ❤️ 23    💬 4    📌 6



**Day one of the City of Clewiston's...**

Mon Nov 24, 2:34pm

👁 3.1K    ❤️ 23    💬 0    📌 1



**Keep the kids active and engaged this...**

Fri Nov 28, 6:00am

👁 2.7K    ❤️ 14    💬 3    📌 8



**Get into the holiday spirit at Clewiston's...**

Tue Nov 18, 8:38am


👁 2.5K    ❤️ 38    💬 1    📌 11



**Our Thanksgiving Break Camp was a...**

Wed Nov 26, 10:46am


👁 2.4K    ❤️ 22    💬 0    📌 0



**Next week, give the kids a fun and active...**

Fri Nov 21, 10:10am

👁 2.1K    ❤️ 5    💬 0    📌 3



**Stay active and connected this...**

Mon Nov 3, 8:17am

👁 2.1K    ❤️ 7    💬 0    📌 2



| Area              | Members | New members * | Claimed households | Agency posts * |
|-------------------|---------|---------------|--------------------|----------------|
| City of Clewiston | 772     | 7             | 612                | 33             |

| Area            | Members | New members * | Claimed households | Agency posts * |
|-----------------|---------|---------------|--------------------|----------------|
| North Clewiston | 458     | 2             | 351                | 33             |
| SW Clewiston    | 166     | 4             | 142                | 33             |
| Clewiston       | 148     | 1             | 119                | 33             |
| Evergreen Rd    | 0       | 0             | 0                  | 0              |
| Palm Ave        | 0       | 0             | 0                  | 0              |

October

| Area              | Members | New members * | Claimed households | Agency posts * |
|-------------------|---------|---------------|--------------------|----------------|
| City of Clewiston | 770     | 9             | 610                | 32             |
| North Clewiston   | 456     | 4             | 349                | 32             |
| SW Clewiston      | 166     | 2             | 142                | 32             |
| Clewiston         | 148     | 3             | 119                | 32             |
| Evergreen Rd      | 0       | 0             | 0                  | 0              |
| Palm Ave          | 0       | 0             | 0                  | 0              |

August

| Area              | Members | New members * | Claimed households | Agency posts * |
|-------------------|---------|---------------|--------------------|----------------|
| City of Clewiston | 744     | 13            | 593                | 30             |
| North Clewiston   | 447     | 5             | 342                | 30             |
| SW Clewiston      | 159     | 5             | 137                | 30             |
| Clewiston         | 138     | 3             | 114                | 30             |
| Evergreen Rd      | 0       | 0             | 0                  | 0              |
| Palm Ave          | 0       | 0             | 0                  | 0              |

September

| Area              | Members | New members * | Claimed households | Agency posts * |
|-------------------|---------|---------------|--------------------|----------------|
| City of Clewiston | 762     | 18            | 606                | 30             |
| North Clewiston   | 452     | 6             | 347                | 30             |
| SW Clewiston      | 164     | 5             | 141                | 30             |
| Clewiston         | 145     | 7             | 118                | 30             |
| Evergreen Rd      | 0       | 0             | 0                  | 0              |
| Palm Ave          | 0       | 0             | 0                  | 0              |

July

| Area              | Members | New members * | Claimed households | Agency posts * |
|-------------------|---------|---------------|--------------------|----------------|
| City of Clewiston | 730     | 4             | 581                | 26             |
| North Clewiston   | 442     | 1             | 338                | 26             |
| SW Clewiston      | 154     | 1             | 133                | 26             |
| Clewiston         | 134     | 2             | 110                | 26             |
| Evergreen Rd      | 0       | 0             | 0                  | 0              |
| Palm Ave          | 0       | 0             | 0                  | 0              |



Homeowner-Seminar

DURATION:  
20 SEC

LAST UPDATED:  
11/04/25, 1:07 PM

CREATOR:  
CARLOS@CGPAGENCY.COM

PUBLISHED



Parks-&-Recreation-Calendar-November

DURATION:  
25 SEC

LAST UPDATED:  
11/04/25, 12:52 PM

CREATOR:  
CARLOS@CGPAGENCY.COM

PUBLISHED



Clewiston-Thanksgiving-Camp

DURATION:  
20 SEC

LAST UPDATED:  
11/04/25, 12:50 PM

CREATOR:  
CARLOS@CGPAGENCY.COM

PUBLISHED



Clewiston-America's-Sweetest-Town-3.jpg

DURATION:  
10 SEC

LAST UPDATED:  
10/06/25, 2:38 PM

CREATOR:  
CARLOS@CGPAGENCY.COM

PUBLISHED



Clewiston's-4th-Annual-Christmas-Tree-Lighting

DURATION:  
20 SEC

LAST UPDATED:  
11/04/25, 6:20 PM

CREATOR:  
CARLOS@CGPAGENCY.COM

PUBLISHED



Homeowner-Seminar

DURATION:  
20 SEC

LAST UPDATED:  
11/04/25, 1:07 PM

CREATOR:  
CARLOS@CGPAGENCY.COM

PUBLISHED



Parks-&-Recreation-Calendar-November

DURATION:  
25 SEC

LAST UPDATED:  
11/04/25, 12:52 PM

CREATOR:  
CARLOS@CGPAGENCY.COM

PUBLISHED



Clewiston-Thanksgiving-Camp

DURATION:  
20 SEC

LAST UPDATED:  
11/04/25, 12:50 PM

CREATOR:  
CARLOS@CGPAGENCY.COM

PUBLISHED



Winter-Break-Camp-Skykit

DURATION:  
20 SEC

LAST UPDATED:  
11/26/25, 11:04 AM

CREATOR:  
CARLOS@CGPAGENCY.COM

PUBLISHED



Thanksgiving

DURATION:  
20 SEC

LAST UPDATED:  
11/21/25, 3:45 PM

CREATOR:  
CARLOS@CGPAGENCY.COM

PUBLISHED



Keep-Clewiston-Clean-Program

DURATION:  
25 SEC

LAST UPDATED:  
11/21/25, 3:34 PM

CREATOR:  
CARLOS@CGPAGENCY.COM

PUBLISHED



Veteran's-Day-Clewiston

DURATION:  
20 SEC

LAST UPDATED:  
11/07/25, 12:52 PM

CREATOR:  
CARLOS@CGPAGENCY.COM

PUBLISHED



Work-with-Clewiston

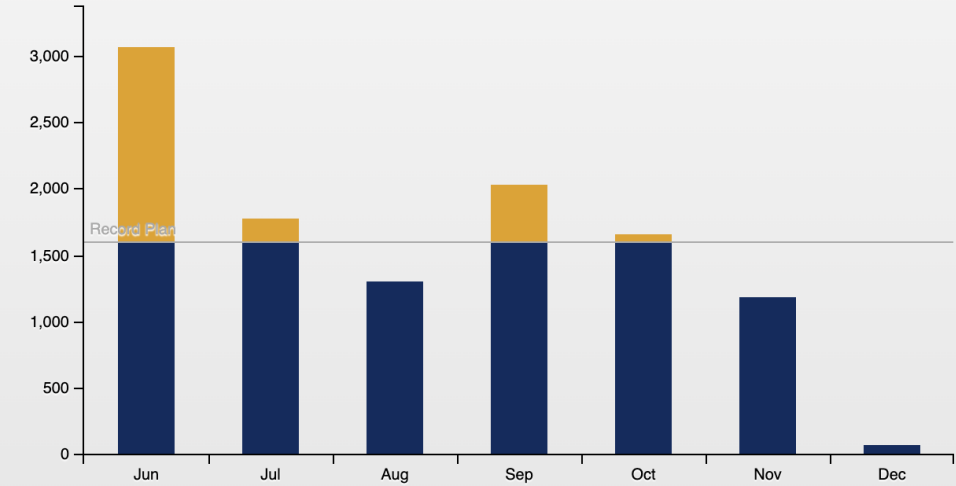
DURATION:  
20 SEC

LAST UPDATED:  
11/07/25, 12:51 PM

CREATOR:  
CARLOS@CGPAGENCY.COM

PUBLISHED

Archived Record Volume by Month



Note: Record volumes may change as data from recently connected accounts is processed.

Volume this month: 72 new records

Prior 6-month average: 1,834 records / month

Total records in archive: 78,126

Your Plan: Economy

Records: 1,600 records / month

Web Snapshots: Inactive [Learn more about this feature](#)

Risk Management & Analytics: Inactive [Learn more about this product](#)

Open Archive: **Active**

# **PROTECTIVE INSPECTIONS ACTIVITY REPORT NOVEMBER 2025**

## **Building Department**

- Issued 16 permits
- Performed 78 inspections
- Performed 20 plan reviews
- Serviced 230 customers (both by phone & walk-ins)
- Business Licenses issued 15 (renewals & new)
- Issued 3 yard sale permits
- Prepared report for U.S. Census Bureau
- Prepared report for SW Florida Regional Planning Council
- Prepared report for Hendry County Property Appraiser

## **Planning & Zoning**

- No meeting in November

## **Building Board**

- No meeting in November

| Inspections Completed in a Time Period |               |                |                          |           |              |   |  |
|--|---------------|----------------|--------------------------|-----------|--------------|---|--|
| Record Type                            | Number        | Inspector      | Inspection               | Logged At | Result       | Address   |  |
| New Residential                        | 25-0112       | Christopher Co | In Progress              | 10-Nov-25 | Pass         | 408 E Ventura Ave, Clewiston 33440, Florida     |  |
| Electrical Service                     | ELEC-25-0014  | Christopher Co | Electrical Rough in      |           | Not Done Yet | 532 E SAGAMORE AVE, CLEWISTON 33440             |  |
| Addition/Removal                       | ADD-C-25-0003 | Christopher Co | Plumbing Final           |           | Not Done Yet | 307 E SUGARLAND HWY, CLEWISTON 33440            |  |
| Roof (new + re-roof)                   | ROOF-25-0012  | Christopher Co | Final                    |           | Not Done Yet | 440 W VENTURA AVE, CLEWISTON 33440              |  |
| Mobile Home                            | MH-25-0001    | Christopher Co | Final Structure (After s | 25-Nov-25 | Pass         | 417 E OBISPO AVE, CLEWISTON 33440               |  |
| New Commercial                         | 24-0275       | Christopher Co | Perimeter Plumbing       | 25-Nov-25 | Pass         | 1301 Olympia Street, Clewiston 33440, Florida   |  |
| New Residential                        | 25-0111       | Christopher Co | Early Power              | 24-Nov-25 | Pass         | 711 Bond St, Clewiston 33440, Florida           |  |
| Aluminum Corrosion                     | ALUM-25-0003  | Christopher Co | Aluminum Final           | 24-Nov-25 | Pass         | 239 W AVENIDA DEL RIO, CLEWISTON 33440          |  |
| Electrical Service                     | ELEC-25-0009  | Christopher Co | Electrical Final         | 24-Nov-25 | Pass         | 149 W AVENIDA DEL RIO, CLEWISTON 33440          |  |
| Aluminum Corrosion                     | ALUM-25-0003  | Christopher Co | Final Building           | 24-Nov-25 | Pass         | 239 W AVENIDA DEL RIO, CLEWISTON 33440          |  |
| Driveway/Concrete                      | 25-0189       | Christopher Co | Final                    | 20-Nov-25 | Pass         | 150 W Del Monte Ave, Clewiston 33440, Florida   |  |
| Fence                                  | 25-0174       | Christopher Co | Fence Final              | 20-Nov-25 | Pass         | 417 Royal Palm Ave, Clewiston 33440, Florida    |  |
| Roof (new + re-roof)                   | ROOF-25-0008  | Christopher Co | Dry-in                   | 20-Nov-25 | Pass         | 304 W SUGARLAND CIR, CLEWISTON 33440            |  |
| New Commercial                         | 24-0347       | Christopher Co | In Progress              | 20-Nov-25 | Pass         | 201 Flagler St, Clewiston 33440, Florida        |  |
| New Commercial                         | 24-0347       | Christopher Co | Insulation               | 20-Nov-25 | Pass         | 201 Flagler St, Clewiston 33440, Florida        |  |
| New Residential                        | 23-0141       | Christopher Co | Driveway Form            | 20-Nov-25 | Pass         | 214 S San Benito St, Clewiston 33440, Florida   |  |
| New Residential                        | 24-0440       | Christopher Co | Final Building           | 20-Nov-25 | Fail         | 651 S Lopez St N, Apt, Clewiston 33440, Florida |  |
| Addition/Removal                       | 25-0201       | Christopher Co | Final Building           | 20-Nov-25 | Pass         | 513 E OSCEOLA AVE, CLEWISTON 33440              |  |
| New Commercial                         | 25-0231       | Christopher Co | Mechanical Rough in      | 20-Nov-25 | Pass         | 1030 W Sugarland Hwy, Clewiston 33440, Florida  |  |
| New Commercial                         | 24-0275       | Christopher Co | Plumbing Rough in        | 20-Nov-25 | Pass         | 1301 Olympia Street, Clewiston 33440, Florida   |  |
| Roof (new + re-roof)                   | ROOF-25-0012  | Christopher Co | Final                    | 19-Nov-25 | Pass         | 440 W VENTURA AVE, CLEWISTON 33440              |  |
| Roof (new + re-roof)                   | ROOF-25-0013  | Christopher Co | Final                    | 19-Nov-25 | Pass         | 1109 W VENTURA AVE, CLEWISTON 33440             |  |
| Aluminum Corrosion                     | ALUM-25-0001  | Christopher Co | Aluminum Final           | 19-Nov-25 | Pass         | 426 W OSCEOLA AVE, CLEWISTON 33440              |  |
| New Residential                        | 25-0111       | Christopher Co | Underground Electrical   | 19-Nov-25 | Pass         | 711 Bond St, Clewiston 33440, Florida           |  |
| New Commercial                         | 24-0275       | Christopher Co | Underground Plumbing     | 17-Nov-25 | Pass         | 1301 Olympia Street, Clewiston 33440, Florida   |  |
| Electrical Service                     | ELEC-25-0011  | Christopher Co | Electrical Rough in      | 17-Nov-25 | Pass         | 820 E SUGARLAND HWY, CLEWISTON 33440            |  |
| Mobile Home                            | MH-25-0001    | Christopher Co | Plumbing Final           | 17-Nov-25 | Pass         | 417 E OBISPO AVE, CLEWISTON 33440               |  |
| Mobile Home                            | MH-25-0001    | Christopher Co | Electrical Temp Test     | 17-Nov-25 | Pass         | 417 E OBISPO AVE, CLEWISTON 33440               |  |
| Mobile Home                            | MH-25-0001    | Christopher Co | Mechanical Final         | 17-Nov-25 | Pass         | 417 E OBISPO AVE, CLEWISTON 33440               |  |
| Mobile Home                            | MH-25-0001    | Christopher Co | Setback                  | 17-Nov-25 | Pass         | 417 E OBISPO AVE, CLEWISTON 33440               |  |
| Electrical Service                     | ELEC-25-0009  | Christopher Co | Electrical Rough in      | 14-Nov-25 | Pass         | 149 W AVENIDA DEL RIO, CLEWISTON 33440          |  |
| New Commercial                         | 24-0275       | Christopher Co | Deck                     | 13-Nov-25 | Pass         | 1301 Olympia Street, Clewiston 33440, Florida   |  |



|                  |               |                |                     |           |      |   |  |
|------------------|---------------|----------------|---------------------|-----------|------|---|--|
| New Residenti    | 25-0111       | Christopher Co | Roof Final          | 13-Nov-25 | Pass | 711 Bond St, Clewiston 33440, Florida           |  |
| New Residenti    | 25-0112       | Christopher Co | Roof Final          | 13-Nov-25 | Pass | 408 E Ventura Ave, Clewiston 33440, Florida     |  |
| Roof (new + re   | ROOF-25-0017  | Christopher Co | Final               | 13-Nov-25 | Pass | 315 W CRESCENT DR, CLEWISTON 33440              |  |
| Aluminum Cor     | ALUM-25-0005  | Christopher Co | Aluminum Final      | 13-Nov-25 | Pass | 552 OLD FARM PL, CLEWISTON 33440                |  |
| Addition/Rem     | 24-0184       | Christopher Co | Final Building      | 13-Nov-25 | Pass | 641 E Sugarland Hwy, Clewiston 33440, Florida   |  |
| Aluminum Cor     | ALUM-25-0003  | Christopher Co | Floor/Slab          | 13-Nov-25 | Pass | 239 W AVENIDA DEL RIO, CLEWISTON 33440          |  |
| Windows/Doo      | WD-25-0009    | Christopher Co | Final Building      | 13-Nov-25 | Pass | 538 W ALVERDEZ AVE, CLEWISTON 33440             |  |
| Driveway/Con     | 25-0063       | Christopher Co | Final               | 12-Nov-25 | Pass | 601 SABAL AVE, CLEWISTON 33440                  |  |
| Accessory Stru   | 25-0166       | Christopher Co | Final Building      | 12-Nov-25 | Pass | 562 Old Farm Place, Clewiston 33440, Florida    |  |
| New Residenti    | 25-0252       | Christopher Co | Early Power         | 12-Nov-25 | Pass | 437 W TRINIDAD AVE, CLEWISTON 33440             |  |
| Accessory Stru   | ACC-25-0004   | Christopher Co | Footer/Slab         | 12-Nov-25 | Pass | 601 W HAITI AVE, CLEWISTON 33440                |  |
| New Residenti    | 25-0239       | Christopher Co | Underground Plumbin | 12-Nov-25 | Pass | 1038 Bayberry Loop, Clewiston 33440, Florida    |  |
| New Residenti    | 25-0252       | Christopher Co | Insulation          | 10-Nov-25 | Fail | 437 W TRINIDAD AVE, CLEWISTON 33440             |  |
| Accessory Stru   | ACC-25-0005   | Christopher Co | Framing             | 10-Nov-25 | Pass | 712 W AVENIDA DEL RIO, CLEWISTON 33440          |  |
| Roof (new + re   | ROOF-25-0016  | Christopher Co | Dry-in              | 10-Nov-25 | Pass | 203 CYPRESS AVE, CLEWISTON 33440                |  |
| New Residenti    | 25-0111       | Christopher Co | In Progress         | 10-Nov-25 | Pass | 711 Bond St, Clewiston 33440, Florida           |  |
| Driveway/Con     | DRIVE-25-0002 | Christopher Co | Final               | 7-Nov-25  | Pass | 1014 W ALVERDEZ AVE, CLEWISTON 33440            |  |
| Roof (new + re   | ROOF-25-0017  | Christopher Co | Final               | 7-Nov-25  | Fail | 315 W CRESCENT DR, CLEWISTON 33440              |  |
| New Residenti    | 24-0441       | Christopher Co | Electrical Final    | 6-Nov-25  | Pass | 701 S Lopez S, Apt, Clewiston 33440, Florida    |  |
| New Residenti    | 24-0441       | Christopher Co | Mechanical Final    | 6-Nov-25  | Pass | 701 S Lopez S, Apt, Clewiston 33440, Florida    |  |
| New Residenti    | 24-0441       | Christopher Co | Plumbing Final      | 6-Nov-25  | Pass | 701 S Lopez S, Apt, Clewiston 33440, Florida    |  |
| Roof (new + re   | ROOF-25-0013  | Christopher Co | Dry-in              | 6-Nov-25  | Pass | 1109 W VENTURA AVE, CLEWISTON 33440             |  |
| New Residenti    | 24-0440       | Christopher Co | Plumbing Final      | 6-Nov-25  | Pass | 651 S Lopez St N, Apt, Clewiston 33440, Florida |  |
| New Residenti    | 24-0440       | Christopher Co | Mechanical Final    | 6-Nov-25  | Pass | 651 S Lopez St N, Apt, Clewiston 33440, Florida |  |
| New Commer       | 25-0231       | Christopher Co | Plumbing Rough in   | 6-Nov-25  | Pass | 1030 W Sugarland Hwy, Clewiston 33440, Florida  |  |
| Electrical Servi | ELEC-25-0006  | Christopher Co | Electrical Final    | 6-Nov-25  | Pass | 100 MYRTLE LN, CLEWISTON 33440                  |  |
| Addition/Rem     | ADD-C-25-0003 | Christopher Co | Underground Plumbin | 6-Nov-25  | Pass | 307 E SUGARLAND HWY, CLEWISTON 33440            |  |
| Addition/Rem     | ADD-C-25-0003 | Christopher Co | Electrical Rough in | 6-Nov-25  | Pass | 307 E SUGARLAND HWY, CLEWISTON 33440            |  |
| Addition/Rem     | ADD-C-25-0003 | Christopher Co | Mechanical Rough in | 6-Nov-25  | Pass | 307 E SUGARLAND HWY, CLEWISTON 33440            |  |
| Electrical Servi | 25-0200       | Christopher Co | Electrical Final    | 6-Nov-25  | Pass | 830 E Avenida del Rio, Clewiston 33440, Florida |  |
| Electrical Servi | 25-0199       | Christopher Co | Electrical Final    | 6-Nov-25  | Pass | 830 E Avenida del Rio, Clewiston 33440, Florida |  |
| Windows/Doo      | WD-25-0009    | Christopher Co | Window & Door Faste | 5-Nov-25  | Pass | 538 W ALVERDEZ AVE, CLEWISTON 33440             |  |
| Gas              | GAS-25-0001   | Christopher Co | Gas rough piping    | 5-Nov-25  | Pass | 1030 W SUGARLAND HWY, CLEWISTON 33440           |  |
| Accessory Stru   | ACC-25-0005   | Christopher Co | Footer/Slab         | 5-Nov-25  | Pass | 712 W AVENIDA DEL RIO, CLEWISTON 33440          |  |

|                 |               |                |                     |          |      |   |  |
|-----------------|---------------|----------------|---------------------|----------|------|---|--|
| Demolition      | DEMO-25-0004  | Christopher Co | Demolition Final    | 5-Nov-25 | Pass | 815 E SAGAMORE AVE, CLEWISTON 33440             |  |
| Demolition      | DEMO-25-0005  | Christopher Co | Pre-Demolition      | 5-Nov-25 | Pass | 820 E SUGARLAND HWY, CLEWISTON 33440            |  |
| Demolition      | DEMO-25-0005  | Christopher Co | Demolition Final    | 5-Nov-25 | Pass | 820 E SUGARLAND HWY, CLEWISTON 33440            |  |
| Demolition      | DEMO-25-0004  | Christopher Co | Pre-Demolition      | 5-Nov-25 | Pass | 815 E SAGAMORE AVE, CLEWISTON 33440             |  |
| Driveway/Con    | 25-0063       | Christopher Co | Footer              | 4-Nov-25 | Pass | 601 SABAL AVE, CLEWISTON 33440                  |  |
| Driveway/Con    | DRIVE-25-0002 | Christopher Co | Footer              | 4-Nov-25 | Pass | 1014 W ALVERDEZ AVE, CLEWISTON 33440            |  |
| New Residenti   | 24-0440       | Christopher Co | Mechanical Final    | 3-Nov-25 | Fail | 651 S Lopez St N, Apt, Clewiston 33440, Florida |  |
| New Commer      | 24-0347       | Christopher Co | Mechanical Rough in | 3-Nov-25 | Pass | 201 Flagler St, Clewiston 33440, Florida        |  |
| Roof (new + re  | ROOF-25-0009  | Christopher Co | Final               | 3-Nov-25 | Pass | 324 W VENTURA AVE, CLEWISTON 33440              |  |
| Roof (new + re  | ROOF-25-0017  | Christopher Co | In Progress         | 3-Nov-25 | Pass | 315 W CRESCENT DR, CLEWISTON 33440              |  |
| Roof (new + re  | ROOF-25-0017  | Christopher Co | Dry-in              | 3-Nov-25 | Pass | 315 W CRESCENT DR, CLEWISTON 33440              |  |
| Roof (new + re  | ROOF-25-0017  | Christopher Co | Flashing            | 3-Nov-25 | Pass | 315 W CRESCENT DR, CLEWISTON 33440              |  |
| <b>Total:78</b> |               |                |                     |          |      |   |  |

| Permits Issued in a Time Period |               |  |                              |             |                 |
|---------------------------------|---------------|--|------------------------------|-------------|-----------------|
| Workflow Type                   | Number        | Applicant                                | Address                      | Issued Date | Estimated value |
| Electrical Service              | ELEC-25-0014  | Reese's Rentals 710 S WC Owen            | 532 E SAGAMORE AVE, CLEW     | 11/25/2025  | \$350           |
| Electrical Service              | ELEC-25-0013  | Taylor Electric & Air Conditioning, Inc. | 815 E ALVERDEZ AVE, CLEWI    | 11/25/2025  | \$2,670         |
| Roof (new + re-roof)            | ROOF-25-0018  | TITUS JOHNSON                            | 522 W HAITI AVE, CLEWISTO    | 11/25/2025  | \$12,200        |
| Windows/Doors                   | WD-25-0014    | Mario Alonso                             | 342 W SAGAMORE AVE, CLEW     | 11/24/2025  | \$800           |
| Windows/Doors                   | WD-25-0013    | Diego Filiponi                           | 313 E TRINIDAD AVE, CLEWIS   | 11/17/2025  | \$10,000        |
| Electrical Service              | ELEC-25-0011  | Taylor Electric & Air Conditioning, Inc. | 820 E SUGARLAND HWY, CLE     | 11/13/2025  | \$1,200         |
| Electrical Service              | ELEC-25-0010  | Legacy Fire & Technologies LLC           | 701 S Lopez Street Clewiston | 11/13/2025  | \$9,000         |
| New Residential (One & Tw       | RES-N-25-0002 | IMC SERVICES AND DESIGNS LLC             | 427 E ALVERDEZ AVE, CLEWI    | 11/13/2025  | \$200,000       |
| Aluminum Construction           | ALUM-25-0006  | RomArc Construction Services LLC         | 814 E TRINIDAD AVE, CLEWIS   | 11/18/2025  | \$80,000        |
| Shutters                        | SHUT-25-0003  | Stephanie White                          | 711 LAUREL ST, CLEWISTON     | 11/14/2025  | \$11,960        |
| Accessory Structure (Other      | ACC-25-0007   | Yazmin Gama                              | 1006 S SAN PEDRO ST, CLEW    | 11/6/2025   | \$4,500         |
| Accessory Structure (Other      | ACC-25-0006   | Loraine Galvez                           | 245 E CRESCENT DR, CLEWIS    | 11/24/2025  | \$10,000        |
| Electrical Service              | ELEC-25-0009  | Jimmy Pittman Electrical, Inc.           | 149 W AVENIDA DEL RIO, CL    | 11/13/2025  | \$4,500         |
| New Residential (One & Tw       | RES-N-25-0001 | Brian Sullivan Contractor INC            | 51 COMMERCCIO ST, CLEWIST    | 11/20/2025  | \$250,000       |
| Windows/Doors                   | WD-25-0010    | WindowWall LLC                           | 401 E ALVERDEZ AVE, CLEWI    | 11/12/2025  | \$10,300        |
| Misc Repairs                    | MISC-25-0001  | TITUS JOHNSON                            | 920 E DEL MONTE AVE, CLEV    | 11/12/2025  |                 |
| <b>Total:17</b>                 |               |  |                              |             |                 |

# Cash Position

At 12/4/25

## **November Interest Rates**

FL Prime “Participant Return” 4.15%

First Bank Interest Checking rate 2.96%

Seacoast Money Market rate 3.20%

City of Clewiston  
Cash and Reserves Detail

date  
**12/4/2025**

| G/L Account #  | G/L Account Name                              | Balance at 12/4/25    | Balance at 9/30/25    | Change from Prior Year |              |
|----------------|---|-----------------------|-----------------------|------------------------|--------------|
|                |   |                       |                       | \$ Variance            | % Variance   |
| 001-101001     | Gen Fund Cash - Claim on Cash                 | 1,027,520.34          | 2,040,777.64          | (1,013,257.30)         | -49.65%      |
| 001-101006     | <b>Gen Fund Reserves (First Bank)</b>         | 2,789,092.36          | 2,789,092.36          | -                      | 0.00%        |
| 101/102-101001 | CRA Fund Cash - Claim on Cash                 | 1,926,940.96          | 1,917,157.38          | 9,783.58               | 0.51%        |
| 120-101001     | Library Grant Fund Cash - Claim on Cash       | 96,299.61             | 112,834.43            | (16,534.82)            | -14.65%      |
| 410-101001     | Electric Fund Cash - Claim on Cash            | 6,828,346.32          | 8,174,095.80          | (1,345,749.48)         | -16.46%      |
| 410-101207     | <b>Electric Fund Cash Reserves (FL Prime)</b> | 5,001,582.76          | 2,980,533.42          | 2,021,049.34           | 67.81%       |
| 410-101001     | Water/Sewer Fund Cash - Claim on Cash         | (1,978,153.96)        | (2,139,181.83)        | 161,027.87             | -7.53%       |
| 420-101207     | <b>Water / Sewer Reserves (FL Prime)</b>      | 4,240,359.86          | 4,210,623.27          | 29,736.59              | 0.71%        |
|                | <b>A Restericed Cash - \$1,471,654</b>        | <u>(1,471,654.12)</u> | <u>(1,471,654.12)</u> | <u>-</u>               | <u>0.00%</u> |
|                |   | 790,551.78            | 599,787.32            | 190,764.46             |              |
| 430-101001     | Solid Waste Fund Cash - Claim on Cash         | 104,877.64            | 868,713.67            | (763,836.03)           | -87.93%      |
| 430-101207     | <b>Solid Waste Reserves (FL Prime)</b>        | 1,000,000.00          | 0.00                  | 1,000,000.00           | 100.00%      |
|                |   | <u>-</u>              | <u>-</u>              | <u>-</u>               | <u>-</u>     |
|                | Total Cash (including reserves)               | 19,565,211.77         | 19,482,992.02         | 82,219.75              | 0.42%        |

**A** Per various Debt Covenants in Water/ Sewer Fund, this is the total amount of "encumbered" or restricted cash that must remain unspent until applicable loans / bonds are paid off. Applicable Loans:

| Loan / Payoff Year                      | Cash Restricted   |
|---|-------------------|
| DEP260410 / 2048                        | 13,259.16         |
| DEP260420 / 2040                        | 6,525.98          |
| DEP260421 / 2041                        | 11,607.06         |
| DEP260440 / 2045                        | 16,406.92         |
| USDA - Short Lived Asset Reserve / 2046 | 635,000.00        |
| USDA - Rev Bond Redemption / 2046       | <u>788,855.00</u> |
| Total Restricted Cash                   | 1,471,654.12      |



# Pooled Cash Report

City of Clewiston, FL  
For the Period Ending 12/31/2025

12/4/25

| ACCOUNT #                  | ACCOUNT NAME                     | BEGINNING<br>BALANCE | CURRENT<br>ACTIVITY | CURRENT<br>BALANCE |              |
|----------------------------|----------------------------------|----------------------|---------------------|--------------------|--------------|
| CLAIM ON CASH              |                                  |                      |                     |                    |              |
| <a href="#">001-101001</a> | CLAIM ON CASH                    | 1,125,415.77         | (97,895.43)         | 1,027,520.34       |              |
| <a href="#">101-101001</a> | CLAIM ON CASH                    | 1,367,160.18         | 0.00                | 1,367,160.18       |              |
| <a href="#">102-101001</a> | CLAIM ON CASH                    | 559,780.78           | 0.00                | 559,780.78         |              |
| <a href="#">120-101001</a> | CLAIM ON CASH                    | 97,865.68            | (1,566.07)          | 96,299.61          |              |
| <a href="#">410-101001</a> | CLAIM ON CASH                    | 8,529,836.09         | (1,701,489.77)      | 6,828,346.32       |              |
| <a href="#">420-101001</a> | CLAIM ON CASH                    | (1,979,819.67)       | 1,665.71            | (1,978,153.96)     |              |
| <a href="#">430-101001</a> | CLAIM ON CASH                    | 1,061,376.82         | (956,499.18)        | 104,877.64         |              |
| TOTAL CLAIM ON CASH        |                                  | 10,761,615.65        | (2,755,784.74)      | 8,005,830.91       |              |
| CASH IN BANK               |                                  |                      |                     |                    |              |
| Cash in Bank               |                                  |                      |                     |                    |              |
| <a href="#">899-101000</a> | CITY OPERATING ACCOUNT (SC) (PC) | 324,683.25           | (82,077.55)         | 242,605.70         |              |
| <a href="#">899-101030</a> | DEBT SERVICE (FB) (PC)           | 0.00                 | 0.00                | 0.00               |              |
| <a href="#">899-101100</a> | LIBRARY GRANT (FB) (PC)          | 252,351.76           | (1,566.07)          | 250,785.69         |              |
| <a href="#">899-101101</a> | CITY REVENUE ACCOUNT (SC) (PC)   | 4,594,271.07         | (2,361,086.79)      | 2,233,184.28       |              |
| <a href="#">899-101300</a> | PAYROLL FUND (FB) (PC)           | (60,521.20)          | 188,945.67          | 128,424.47         |              |
| <a href="#">899-101410</a> | FMPA ELECTRIC OP (SC) (PC)       | 0.00                 | 0.00                | 0.00               |              |
| <a href="#">899-101420</a> | zWATER/SEWER #2                  | 0.00                 | 0.00                | 0.00               |              |
| <a href="#">899-101580</a> | COC-CREDIT CARD ACCOUNT          | 0.00                 | 0.00                | 0.00               |              |
| <a href="#">899-101595</a> | SEACOAST - MM                    | 5,650,151.25         | (500,000.00)        | 5,150,151.25       |              |
| <a href="#">899-101999</a> | CASH REORGANIZATION              | 0.00                 | 0.00                | 0.00               |              |
| TOTAL: Cash in Bank        |                                  | 10,760,936.13        | (2,755,784.74)      | 8,005,151.39       |              |
| Wages Payable              |                                  |                      |                     |                    |              |
| <a href="#">899-209990</a> | WAGES PAYABLE                    | 0.00                 | 0.00                | 0.00               |              |
| TOTAL: Wages Payable       |                                  | 0.00                 | 0.00                | 0.00               |              |
| TOTAL CASH IN BANK         |                                  | 10,760,936.13        | (2,755,784.74)      | 8,005,151.39       |              |
| DUE TO OTHER FUNDS         |                                  |                      |                     |                    |              |
| <a href="#">899-207000</a> | DUE TO ALL OTHER FUNDS           | 10,761,615.65        | (2,755,784.74)      | 8,005,830.91       |              |
| TOTAL DUE TO OTHER FUNDS   |                                  | 10,761,615.65        | (2,755,784.74)      | 8,005,830.91       |              |
| Claim on Cash              | 8,005,830.91                     | Claim on Cash        | 8,005,830.91        | Cash in Bank       | 8,005,151.39 |
| Cash in Bank               | 8,005,151.39                     | Due To Other Funds   | 8,005,830.91        | Due To Other Funds | 8,005,830.91 |
| Difference                 | 679.52                           | Difference           | 0.00                | Difference         | (679.52)     |

# Budget Report for

001 – General Fund

410 – Electric Fund

420 - Water/Sewer Fund

430 – Solid Waste Fund





City of Clewiston, FL

# Budget Report

## Account Summary

For Fiscal: 2025 - 2026 Period Ending: 11/30/2025

|  |                           | Original<br>Total Budget | Current<br>Total Budget | Period<br>Activity | Fiscal<br>Activity | Variance<br>Favorable<br>(Unfavorable) | Percent<br>Used |
|--|---------------------------|--------------------------|-------------------------|--------------------|--------------------|--|-----------------|
| <b>Fund: 001 - GENERAL FUND</b>                              |                           |                          |                         |                    |                    |  |                 |
| <b>Department : 1011 - City Commission</b>                   |                           |                          |                         |                    |                    |  |                 |
| <a href="#">001-1011-512000</a>                              | Regular Salaries          | 26,400.00                | 26,400.00               | 2,200.00           | 4,400.00           | 22,000.00                              | 16.67 %         |
| <a href="#">001-1011-521000</a>                              | Taxes-FICA                | 2,020.00                 | 2,020.00                | 178.57             | 363.11             | 1,656.89                               | 17.98 %         |
| <a href="#">001-1011-523000</a>                              | Insurance-Health          | 56,412.00                | 56,412.00               | 878.62             | 878.62             | 55,533.38                              | 1.56 %          |
| <a href="#">001-1011-523001</a>                              | Insurance - Dental        | 2,534.00                 | 2,534.00                | 172.88             | 345.72             | 2,188.28                               | 13.64 %         |
| <a href="#">001-1011-523002</a>                              | Insurance - Life          | 1,524.00                 | 1,524.00                | 287.78             | 459.86             | 1,064.14                               | 30.17 %         |
| <a href="#">001-1011-524000</a>                              | Worker's Compensation     | 657.00                   | 657.00                  | 0.00               | 141.00             | 516.00                                 | 21.46 %         |
| <a href="#">001-1011-531100</a>                              | Legal Service             | 65,000.00                | 65,000.00               | 17,070.00          | 17,070.00          | 47,930.00                              | 26.26 %         |
| <a href="#">001-1011-531500</a>                              | Other Professional Serv   | 25,000.00                | 25,000.00               | 0.00               | 0.00               | 25,000.00                              | 0.00 %          |
| <a href="#">001-1011-534000</a>                              | Other Contractual Serv    | 9,675.00                 | 9,675.00                | 0.00               | 449.00             | 9,226.00                               | 4.64 %          |
| <a href="#">001-1011-540000</a>                              | Travel & Per Diem         | 5,500.00                 | 5,500.00                | 0.00               | 0.00               | 5,500.00                               | 0.00 %          |
| <a href="#">001-1011-540500</a>                              | Registration/Trng Fees    | 5,500.00                 | 5,500.00                | 0.00               | 0.00               | 5,500.00                               | 0.00 %          |
| <a href="#">001-1011-552700</a>                              | Operating Supplies        | 2,000.00                 | 2,000.00                | 0.00               | 0.00               | 2,000.00                               | 0.00 %          |
| <a href="#">001-1011-554100</a>                              | Dues & Memberships        | 3,000.00                 | 3,000.00                | 0.00               | 0.00               | 3,000.00                               | 0.00 %          |
| <b>Department : 1011 - City Commission Total:</b>            |                           | <b>205,222.00</b>        | <b>205,222.00</b>       | <b>20,787.85</b>   | <b>24,107.31</b>   | <b>181,114.69</b>                      | <b>11.75%</b>   |
| <b>Department : 1012 - City Mgr / City Clerk / HR</b>        |                           |                          |                         |                    |                    |  |                 |
| <a href="#">001-1012-512000</a>                              | Regular Salaries          | 325,074.00               | 325,074.00              | 28,685.36          | 61,312.06          | 263,761.94                             | 18.86 %         |
| <a href="#">001-1012-514000</a>                              | Overtime Salaries         | 0.00                     | 0.00                    | 527.41             | 527.41             | -527.41                                | 0.00 %          |
| <a href="#">001-1012-521000</a>                              | Taxes-FICA                | 24,868.00                | 24,868.00               | 2,167.11           | 4,622.35           | 20,245.65                              | 18.59 %         |
| <a href="#">001-1012-522000</a>                              | Retirement Contribution   | 19,504.00                | 19,504.00               | 1,557.69           | 3,514.24           | 15,989.76                              | 18.02 %         |
| <a href="#">001-1012-522500</a>                              | 457 Match                 | 9,752.00                 | 9,752.00                | 585.60             | 1,246.56           | 8,505.44                               | 12.78 %         |
| <a href="#">001-1012-523000</a>                              | Insurance-Health          | 29,313.00                | 29,313.00               | 2,174.61           | 4,446.73           | 24,866.27                              | 15.17 %         |
| <a href="#">001-1012-523001</a>                              | Insurance - Dental        | 1,567.00                 | 1,567.00                | 89.68              | 186.93             | 1,380.07                               | 11.93 %         |
| <a href="#">001-1012-523002</a>                              | Insurance - Life          | 1,012.00                 | 1,012.00                | 219.41             | 409.03             | 602.97                                 | 40.42 %         |
| <a href="#">001-1012-523003</a>                              | Insurance - AD & D        | 93.00                    | 93.00                   | 12.58              | 23.32              | 69.68                                  | 25.08 %         |
| <a href="#">001-1012-524000</a>                              | Worker's Compensation     | 8,087.00                 | 8,087.00                | 0.00               | 1,871.00           | 6,216.00                               | 23.14 %         |
| <a href="#">001-1012-526000</a>                              | Long Term Disability Ins. | 1,267.00                 | 1,267.00                | 204.08             | 381.95             | 885.05                                 | 30.15 %         |
| <a href="#">001-1012-533000</a>                              | Software & IT Services    | 4,900.00                 | 4,900.00                | 0.00               | 0.00               | 4,900.00                               | 0.00 %          |
| <a href="#">001-1012-534000</a>                              | Other Contractual Serv    | 2,500.00                 | 2,500.00                | 24,553.81          | 24,621.31          | -22,121.31                             | 984.85 %        |
| <a href="#">001-1012-540000</a>                              | Travel & Per Diem         | 3,000.00                 | 3,000.00                | 0.00               | 1,705.41           | 1,294.59                               | 56.85 %         |
| <a href="#">001-1012-540500</a>                              | Registration/Trng Fees    | 2,500.00                 | 2,500.00                | 0.00               | 75.00              | 2,425.00                               | 3.00 %          |
| <a href="#">001-1012-541000</a>                              | Cell and Landline Phone   | 900.00                   | 900.00                  | 340.23             | 723.99             | 176.01                                 | 80.44 %         |
| <a href="#">001-1012-546500</a>                              | Maint. - Vehicles         | 1,000.00                 | 1,000.00                | 0.00               | 0.00               | 1,000.00                               | 0.00 %          |
| <a href="#">001-1012-548100</a>                              | Legal Advertising         | 2,500.00                 | 2,500.00                | 385.56             | 385.56             | 2,114.44                               | 15.42 %         |
| <a href="#">001-1012-552100</a>                              | Fuel                      | 6,310.00                 | 6,310.00                | 380.00             | 760.00             | 5,550.00                               | 12.04 %         |
| <a href="#">001-1012-552700</a>                              | Operating Supplies        | 2,000.00                 | 2,000.00                | 0.00               | 0.00               | 2,000.00                               | 0.00 %          |
| <a href="#">001-1012-554100</a>                              | Dues & Memberships        | 1,000.00                 | 1,000.00                | 0.00               | 0.00               | 1,000.00                               | 0.00 %          |
| <a href="#">001-1012-554200</a>                              | Subscript. & Publications | 6,000.00                 | 6,000.00                | 0.00               | 0.00               | 6,000.00                               | 0.00 %          |
| <b>Department : 1012 - City Mgr / City Clerk / HR Total:</b> |                           | <b>453,147.00</b>        | <b>453,147.00</b>       | <b>61,883.13</b>   | <b>106,812.85</b>  | <b>346,334.15</b>                      | <b>23.57%</b>   |
| <b>Department : 1020 - General Government</b>                |                           |                          |                         |                    |                    |  |                 |
| <a href="#">001-1020-522001</a>                              | Frozen Defined Benefit    | 60,000.00                | 60,000.00               | 0.00               | 0.00               | 60,000.00                              | 0.00 %          |
| <a href="#">001-1020-525000</a>                              | Unemployment Comp         | 0.00                     | 0.00                    | 0.00               | 75.00              | -75.00                                 | 0.00 %          |
| <a href="#">001-1020-531500</a>                              | Other Professional Serv   | 40,200.00                | 40,200.00               | 0.00               | 804.17             | 39,395.83                              | 2.00 %          |
| <a href="#">001-1020-532000</a>                              | Accounting & Auditing     | 43,000.00                | 43,000.00               | 0.00               | 0.00               | 43,000.00                              | 0.00 %          |
| <a href="#">001-1020-533000</a>                              | Software & IT Services    | 22,000.00                | 22,000.00               | 0.00               | 30,959.78          | -8,959.78                              | 140.73 %        |
| <a href="#">001-1020-534000</a>                              | Other Contractual Serv    | 30,000.00                | 30,000.00               | 406.19             | 406.19             | 29,593.81                              | 1.35 %          |
| <a href="#">001-1020-540000</a>                              | Travel & Per Diem         | 0.00                     | 0.00                    | 0.00               | 15.65              | -15.65                                 | 0.00 %          |
| <a href="#">001-1020-541000</a>                              | Cell and Landline Phone   | 10,800.00                | 10,800.00               | 851.90             | 1,603.93           | 9,196.07                               | 14.85 %         |
| <a href="#">001-1020-542000</a>                              | Postage & Freight         | 4,000.00                 | 4,000.00                | 505.21             | 641.42             | 3,358.58                               | 16.04 %         |
| <a href="#">001-1020-543000</a>                              | Utilities                 | 30,000.00                | 30,000.00               | 0.00               | 5,870.28           | 24,129.72                              | 19.57 %         |
| <a href="#">001-1020-545000</a>                              | Insurance                 | 103,023.00               | 103,023.00              | 0.00               | 25,756.00          | 77,267.00                              | 25.00 %         |

## Budget Report

For Fiscal: 2025 - 2026 Period Ending: 11/30/2025

|  |                             | Original<br>Total Budget | Current<br>Total Budget | Period<br>Activity | Fiscal<br>Activity | Variance<br>Favorable<br>(Unfavorable) | Percent<br>Used |
|--|-----------------------------|--------------------------|-------------------------|--------------------|--------------------|--|-----------------|
| <a href="#">001-1020-546100</a>                      | Maintenance - Buildings     | 2,500.00                 | 2,500.00                | 0.00               | 120.00             | 2,380.00                               | 4.80 %          |
| <a href="#">001-1020-546200</a>                      | Maint.-Mach. & Equip.       | 4,800.00                 | 4,800.00                | 0.00               | 259.80             | 4,540.20                               | 5.41 %          |
| <a href="#">001-1020-548000</a>                      | Promotional Activities      | 60,000.00                | 60,000.00               | 4,927.86           | 5,094.19           | 54,905.81                              | 8.49 %          |
| <a href="#">001-1020-552400</a>                      | Janitorial Supplies         | 2,500.00                 | 2,500.00                | 0.00               | 34.80              | 2,465.20                               | 1.39 %          |
| <a href="#">001-1020-552700</a>                      | Operating Supplies          | 18,000.00                | 18,000.00               | 2,035.00           | 2,346.92           | 15,653.08                              | 13.04 %         |
| <a href="#">001-1020-555500</a>                      | Supplemental Retire Expense | 22,800.00                | 22,800.00               | 0.00               | 3,741.42           | 19,058.58                              | 16.41 %         |
| <a href="#">001-1020-555501</a>                      | Retiree-Health Ins.         | 20,400.00                | 20,400.00               | 0.00               | 1,757.24           | 18,642.76                              | 8.61 %          |
| <a href="#">001-1020-555502</a>                      | Retiree-Dental Ins.         | 1,300.00                 | 1,300.00                | 0.00               | 0.00               | 1,300.00                               | 0.00 %          |
| <a href="#">001-1020-555503</a>                      | Retiree Supplmntl Life      | 2,500.00                 | 2,500.00                | 0.00               | 0.00               | 2,500.00                               | 0.00 %          |
| <a href="#">001-1020-564000</a>                      | Machinery & Equipment       | 54,200.00                | 54,200.00               | 0.00               | 0.00               | 54,200.00                              | 0.00 %          |
| <a href="#">001-1020-575000</a>                      | CC Processing Fees          | 7,000.00                 | 7,000.00                | 0.00               | 190.64             | 6,809.36                               | 2.72 %          |
| <a href="#">001-1020-581100</a>                      | CRA TIF Payment             | 235,000.00               | 235,000.00              | 0.00               | 0.00               | 235,000.00                             | 0.00 %          |
| <a href="#">001-1020-581101</a>                      | CRA Expansion TIF Payment   | 55,000.00                | 55,000.00               | 0.00               | 0.00               | 55,000.00                              | 0.00 %          |
| <a href="#">001-1020-583000</a>                      | Grants - Other              | 8,500.00                 | 8,500.00                | 0.00               | 0.00               | 8,500.00                               | 0.00 %          |
| <a href="#">001-1020-596001</a>                      | Fund Contingency Reserve    | 1,940,000.00             | 1,940,000.00            | 0.00               | 0.00               | 1,940,000.00                           | 0.00 %          |
| <b>Department : 1020 - General Government Total:</b> |                             | <b>2,777,523.00</b>      | <b>2,777,523.00</b>     | <b>8,726.16</b>    | <b>79,677.43</b>   | <b>2,697,845.57</b>                    | <b>2.87%</b>    |
| <b>Department : 1031 - Finance Department</b>        |                             |                          |                         |                    |                    |  |                 |
| <a href="#">001-1031-512000</a>                      | Regular Salaries            | 275,397.00               | 275,397.00              | 17,743.60          | 48,961.60          | 226,435.40                             | 17.78 %         |
| <a href="#">001-1031-514000</a>                      | Overtime Salaries           | 3,795.00                 | 3,795.00                | 465.90             | 1,807.96           | 1,987.04                               | 47.64 %         |
| <a href="#">001-1031-521000</a>                      | Taxes-FICA                  | 21,358.00                | 21,358.00               | 1,336.36           | 3,762.25           | 17,595.75                              | 17.62 %         |
| <a href="#">001-1031-522000</a>                      | Retirement Contribution     | 16,752.00                | 16,752.00               | 1,028.18           | 2,901.26           | 13,850.74                              | 17.32 %         |
| <a href="#">001-1031-522500</a>                      | 457 Match                   | 8,376.00                 | 8,376.00                | 514.08             | 1,375.34           | 7,000.66                               | 16.42 %         |
| <a href="#">001-1031-523000</a>                      | Insurance-Health            | 37,271.00                | 37,271.00               | 3,123.76           | 6,247.52           | 31,023.48                              | 16.76 %         |
| <a href="#">001-1031-523001</a>                      | Insurance - Dental          | 2,027.00                 | 2,027.00                | 129.66             | 259.32             | 1,767.68                               | 12.79 %         |
| <a href="#">001-1031-523002</a>                      | Insurance - Life            | 1,577.00                 | 1,577.00                | 144.80             | 323.80             | 1,253.20                               | 20.53 %         |
| <a href="#">001-1031-523003</a>                      | Insurance - AD & D          | 143.00                   | 143.00                  | 11.61              | 26.10              | 116.90                                 | 18.25 %         |
| <a href="#">001-1031-524000</a>                      | Worker's Compensation       | 6,946.00                 | 6,946.00                | 0.00               | 1,589.00           | 5,357.00                               | 22.88 %         |
| <a href="#">001-1031-526000</a>                      | Long Term Disability Ins.   | 1,149.00                 | 1,149.00                | 156.91             | 349.75             | 799.25                                 | 30.44 %         |
| <a href="#">001-1031-534000</a>                      | Other Contractual Serv      | 25,000.00                | 25,000.00               | 0.00               | 0.00               | 25,000.00                              | 0.00 %          |
| <a href="#">001-1031-540000</a>                      | Travel & Per Diem           | 5,000.00                 | 5,000.00                | 0.00               | 0.00               | 5,000.00                               | 0.00 %          |
| <a href="#">001-1031-540500</a>                      | Registration/Trng Fees      | 5,000.00                 | 5,000.00                | 0.00               | 0.00               | 5,000.00                               | 0.00 %          |
| <a href="#">001-1031-552700</a>                      | Operating Supplies          | 2,250.00                 | 2,250.00                | 0.00               | 1,574.90           | 675.10                                 | 70.00 %         |
| <a href="#">001-1031-554100</a>                      | Dues & Memberships          | 500.00                   | 500.00                  | 0.00               | 0.00               | 500.00                                 | 0.00 %          |
| <a href="#">001-1031-554200</a>                      | Subscript. & Publications   | 500.00                   | 500.00                  | 0.00               | 0.00               | 500.00                                 | 0.00 %          |
| <b>Department : 1031 - Finance Department Total:</b> |                             | <b>413,041.00</b>        | <b>413,041.00</b>       | <b>24,654.86</b>   | <b>69,178.80</b>   | <b>343,862.20</b>                      | <b>16.75%</b>   |
| <b>Department : 1075 - Planning and Zoning</b>       |                             |                          |                         |                    |                    |  |                 |
| <a href="#">001-1075-512000</a>                      | Regular Salaries            | 177,804.00               | 177,804.00              | 13,697.86          | 34,341.12          | 143,462.88                             | 19.31 %         |
| <a href="#">001-1075-514000</a>                      | Overtime Salaries           | 1,493.00                 | 1,493.00                | 0.00               | 0.00               | 1,493.00                               | 0.00 %          |
| <a href="#">001-1075-521000</a>                      | Taxes-FICA                  | 13,716.00                | 13,716.00               | 1,034.27           | 2,602.04           | 11,113.96                              | 18.97 %         |
| <a href="#">001-1075-522000</a>                      | Retirement Contribution     | 10,758.00                | 10,758.00               | 821.86             | 1,974.04           | 8,783.96                               | 18.35 %         |
| <a href="#">001-1075-522500</a>                      | 457 Match                   | 5,379.00                 | 5,379.00                | 103.82             | 258.04             | 5,120.96                               | 4.80 %          |
| <a href="#">001-1075-523000</a>                      | Insurance-Health            | 31,679.00                | 31,679.00               | 2,635.86           | 4,336.86           | 27,342.14                              | 13.69 %         |
| <a href="#">001-1075-523001</a>                      | Insurance - Dental          | 1,550.00                 | 1,550.00                | 129.66             | 216.10             | 1,333.90                               | 13.94 %         |
| <a href="#">001-1075-523002</a>                      | Insurance - Life            | 915.00                   | 915.00                  | 117.20             | 234.40             | 680.60                                 | 25.62 %         |
| <a href="#">001-1075-523003</a>                      | Insurance - AD & D          | 83.00                    | 83.00                   | 10.46              | 20.92              | 62.08                                  | 25.20 %         |
| <a href="#">001-1075-524000</a>                      | Worker's Compensation       | 4,461.00                 | 4,461.00                | 0.00               | 1,024.00           | 3,437.00                               | 22.95 %         |
| <a href="#">001-1075-526000</a>                      | Long Term Disability Ins.   | 640.00                   | 640.00                  | 127.69             | 255.38             | 384.62                                 | 39.90 %         |
| <a href="#">001-1075-531200</a>                      | Engineering Services        | 20,000.00                | 20,000.00               | 0.00               | 0.00               | 20,000.00                              | 0.00 %          |
| <a href="#">001-1075-531500</a>                      | Other Professional Services | 75,000.00                | 75,000.00               | 0.00               | 0.00               | 75,000.00                              | 0.00 %          |
| <a href="#">001-1075-533000</a>                      | Software & IT Services      | 12,000.00                | 12,000.00               | 0.00               | 0.00               | 12,000.00                              | 0.00 %          |
| <a href="#">001-1075-534000</a>                      | Other Contractual Serv      | 30,000.00                | 30,000.00               | 0.00               | 0.00               | 30,000.00                              | 0.00 %          |
| <a href="#">001-1075-540000</a>                      | Travel & Per Diem           | 2,500.00                 | 2,500.00                | 0.00               | 0.00               | 2,500.00                               | 0.00 %          |
| <a href="#">001-1075-540500</a>                      | Registration/Trng Fees      | 1,500.00                 | 1,500.00                | 0.00               | 0.00               | 1,500.00                               | 0.00 %          |
| <a href="#">001-1075-541000</a>                      | Cell and Landline Phone     | 3,200.00                 | 3,200.00                | 261.41             | 336.41             | 2,863.59                               | 10.51 %         |
| <a href="#">001-1075-543000</a>                      | Utilities                   | 4,000.00                 | 4,000.00                | 0.00               | 770.48             | 3,229.52                               | 19.26 %         |
| <a href="#">001-1075-546100</a>                      | Maintenance - Buildings     | 1,862.00                 | 1,862.00                | 0.00               | 2,473.30           | -611.30                                | 132.83 %        |
| <a href="#">001-1075-546200</a>                      | Maint.-Mach. & Equip.       | 8,000.00                 | 8,000.00                | 0.00               | 657.58             | 7,342.42                               | 8.22 %          |
| <a href="#">001-1075-546500</a>                      | Maint. - Vehicles           | 2,000.00                 | 2,000.00                | 0.00               | 0.00               | 2,000.00                               | 0.00 %          |



## Budget Report

For Fiscal: 2025 - 2026 Period Ending: 11/30/2025

|   |                             | Original<br>Total Budget | Current<br>Total Budget | Period<br>Activity | Fiscal<br>Activity | Variance<br>Favorable<br>(Unfavorable) | Percent<br>Used |
|---|-----------------------------|--------------------------|-------------------------|--------------------|--------------------|--|-----------------|
| <a href="#">001-1075-547000</a>                       | Printing & Binding          | 3,300.00                 | 3,300.00                | 192.22             | 192.22             | 3,107.78                               | 5.82 %          |
| <a href="#">001-1075-548100</a>                       | Legal Advertising           | 2,000.00                 | 2,000.00                | 0.00               | 0.00               | 2,000.00                               | 0.00 %          |
| <a href="#">001-1075-552100</a>                       | Fuel                        | 1,200.00                 | 1,200.00                | 0.00               | 111.78             | 1,088.22                               | 9.32 %          |
| <a href="#">001-1075-552500</a>                       | Uniforms                    | 1,200.00                 | 1,200.00                | 0.00               | 211.96             | 988.04                                 | 17.66 %         |
| <a href="#">001-1075-552700</a>                       | Operating Supplies          | 3,000.00                 | 3,000.00                | 0.00               | 260.08             | 2,739.92                               | 8.67 %          |
| <a href="#">001-1075-554100</a>                       | Dues & Memberships          | 700.00                   | 700.00                  | 0.00               | 0.00               | 700.00                                 | 0.00 %          |
| <a href="#">001-1075-554200</a>                       | Subscript. & Publications   | 1,500.00                 | 1,500.00                | 0.00               | 0.00               | 1,500.00                               | 0.00 %          |
| <a href="#">001-1075-575000</a>                       | CC Processing Fees          | 0.00                     | 0.00                    | 0.00               | 190.64             | -190.64                                | 0.00 %          |
| <b>Department : 1075 - Planning and Zoning Total:</b> |                             | <b>421,440.00</b>        | <b>421,440.00</b>       | <b>19,132.31</b>   | <b>50,467.35</b>   | <b>370,972.65</b>                      | <b>11.97%</b>   |
| <b>Department : 1079 - Code Enforcement</b>           |                             |                          |                         |                    |                    |  |                 |
| <a href="#">001-1079-512000</a>                       | Regular Salaries            | 128,951.00               | 128,951.00              | 7,212.52           | 16,718.10          | 112,232.90                             | 12.96 %         |
| <a href="#">001-1079-514000</a>                       | Overtime Salaries           | 2,302.00                 | 2,302.00                | 46.26              | 46.26              | 2,255.74                               | 2.01 %          |
| <a href="#">001-1079-521000</a>                       | Taxes-FICA                  | 10,043.00                | 10,043.00               | 553.44             | 1,283.83           | 8,759.17                               | 12.78 %         |
| <a href="#">001-1079-522000</a>                       | Retirement Contribution     | 7,877.00                 | 7,877.00                | 403.14             | 973.47             | 6,903.53                               | 12.36 %         |
| <a href="#">001-1079-522500</a>                       | 457 Match                   | 3,938.00                 | 3,938.00                | 98.68              | 231.03             | 3,706.97                               | 5.87 %          |
| <a href="#">001-1079-523000</a>                       | Insurance-Health            | 20,725.00                | 20,725.00               | 1,757.24           | 3,458.24           | 17,266.76                              | 16.69 %         |
| <a href="#">001-1079-523001</a>                       | Insurance - Dental          | 1,566.00                 | 1,566.00                | 86.44              | 151.27             | 1,414.73                               | 9.66 %          |
| <a href="#">001-1079-523002</a>                       | Insurance - Life            | 595.00                   | 595.00                  | 56.78              | 110.86             | 484.14                                 | 18.63 %         |
| <a href="#">001-1079-523003</a>                       | Insurance - AD & D          | 55.00                    | 55.00                   | 3.50               | 7.00               | 48.00                                  | 12.73 %         |
| <a href="#">001-1079-524000</a>                       | Worker's Compensation       | 3,266.00                 | 3,266.00                | 0.00               | 742.00             | 2,524.00                               | 22.72 %         |
| <a href="#">001-1079-526000</a>                       | Long Term Disability Ins.   | 651.00                   | 651.00                  | 59.69              | 118.26             | 532.74                                 | 18.17 %         |
| <a href="#">001-1079-531100</a>                       | Legal Service               | 3,000.00                 | 3,000.00                | 0.00               | 0.00               | 3,000.00                               | 0.00 %          |
| <a href="#">001-1079-531200</a>                       | Engineering Services        | 804.00                   | 804.00                  | 0.00               | 0.00               | 804.00                                 | 0.00 %          |
| <a href="#">001-1079-531500</a>                       | Other Professional Serv     | 9,000.00                 | 9,000.00                | 0.00               | 620.00             | 8,380.00                               | 6.89 %          |
| <a href="#">001-1079-533000</a>                       | Software & IT Services      | 12,000.00                | 12,000.00               | 0.00               | 0.00               | 12,000.00                              | 0.00 %          |
| <a href="#">001-1079-534000</a>                       | Other Contractual Serv      | 2,900.00                 | 2,900.00                | 0.00               | 0.00               | 2,900.00                               | 0.00 %          |
| <a href="#">001-1079-534200</a>                       | Code Enf Compliance Expense | 2,000.00                 | 2,000.00                | 0.00               | 0.00               | 2,000.00                               | 0.00 %          |
| <a href="#">001-1079-540000</a>                       | Travel & Per Diem           | 3,250.00                 | 3,250.00                | 0.00               | 0.00               | 3,250.00                               | 0.00 %          |
| <a href="#">001-1079-540500</a>                       | Registration/Trng Fees      | 3,250.00                 | 3,250.00                | 0.00               | 0.00               | 3,250.00                               | 0.00 %          |
| <a href="#">001-1079-541000</a>                       | Cell and Landline Phone     | 3,680.00                 | 3,680.00                | 225.03             | 494.33             | 3,185.67                               | 13.43 %         |
| <a href="#">001-1079-542000</a>                       | Postage & Freight           | 1,200.00                 | 1,200.00                | 0.00               | 0.00               | 1,200.00                               | 0.00 %          |
| <a href="#">001-1079-546200</a>                       | Maint.-Mach. & Equip.       | 500.00                   | 500.00                  | 0.00               | 0.00               | 500.00                                 | 0.00 %          |
| <a href="#">001-1079-546500</a>                       | Maint. - Vehicles           | 1,750.00                 | 1,750.00                | 0.00               | 0.00               | 1,750.00                               | 0.00 %          |
| <a href="#">001-1079-548100</a>                       | Legal Advertising           | 150.00                   | 150.00                  | 0.00               | 0.00               | 150.00                                 | 0.00 %          |
| <a href="#">001-1079-552100</a>                       | Fuel                        | 5,000.00                 | 5,000.00                | 0.00               | 753.75             | 4,246.25                               | 15.08 %         |
| <a href="#">001-1079-552500</a>                       | Uniforms                    | 1,250.00                 | 1,250.00                | 0.00               | 0.00               | 1,250.00                               | 0.00 %          |
| <a href="#">001-1079-552700</a>                       | Operating Supplies          | 3,900.00                 | 3,900.00                | 0.00               | 119.30             | 3,780.70                               | 3.06 %          |
| <a href="#">001-1079-554100</a>                       | Dues & Memberships          | 440.00                   | 440.00                  | 0.00               | 0.00               | 440.00                                 | 0.00 %          |
| <b>Department : 1079 - Code Enforcement Total:</b>    |                             | <b>234,043.00</b>        | <b>234,043.00</b>       | <b>10,502.72</b>   | <b>25,827.70</b>   | <b>208,215.30</b>                      | <b>11.04%</b>   |
| <b>Department : 4040 - Police Department</b>          |                             |                          |                         |                    |                    |  |                 |
| <a href="#">001-4040-512000</a>                       | Regular Salaries            | 1,016,752.00             | 1,016,752.00            | 98,824.22          | 238,219.81         | 778,532.19                             | 23.43 %         |
| <a href="#">001-4040-513000</a>                       | Special Detail              | 10,000.00                | 10,000.00               | 212.50             | 212.50             | 9,787.50                               | 2.13 %          |
| <a href="#">001-4040-514000</a>                       | Overtime Salaries           | 269,003.00               | 269,003.00              | 12,652.89          | 31,194.03          | 237,808.97                             | 11.60 %         |
| <a href="#">001-4040-521000</a>                       | Taxes-FICA                  | 98,360.00                | 98,360.00               | 8,305.77           | 20,105.32          | 78,254.68                              | 20.44 %         |
| <a href="#">001-4040-522000</a>                       | Retirement Contribution     | 346,300.00               | 346,300.00              | 25,085.06          | 63,716.62          | 282,583.38                             | 18.40 %         |
| <a href="#">001-4040-522500</a>                       | 457 Match                   | 20,000.00                | 20,000.00               | 864.91             | 2,455.03           | 17,544.97                              | 12.28 %         |
| <a href="#">001-4040-523000</a>                       | Insurance-Health            | 201,893.00               | 201,893.00              | 17,301.08          | 34,609.14          | 167,283.86                             | 17.14 %         |
| <a href="#">001-4040-523001</a>                       | Insurance - Dental          | 8,615.00                 | 8,615.00                | 777.96             | 1,577.53           | 7,037.47                               | 18.31 %         |
| <a href="#">001-4040-523002</a>                       | Insurance - Life            | 7,902.00                 | 7,902.00                | 672.88             | 1,398.21           | 6,503.79                               | 17.69 %         |
| <a href="#">001-4040-523003</a>                       | Insurance - AD & D          | 735.00                   | 735.00                  | 61.71              | 128.74             | 606.26                                 | 17.52 %         |
| <a href="#">001-4040-524000</a>                       | Worker's Compensation       | 31,988.00                | 31,988.00               | 0.00               | 7,345.00           | 24,643.00                              | 22.96 %         |
| <a href="#">001-4040-526000</a>                       | Long Term Disability Ins.   | 5,556.00                 | 5,556.00                | 759.59             | 1,581.22           | 3,974.78                               | 28.46 %         |
| <a href="#">001-4040-531100</a>                       | Legal Service               | 6,500.00                 | 6,500.00                | 0.00               | 0.00               | 6,500.00                               | 0.00 %          |
| <a href="#">001-4040-531300</a>                       | Medical Services            | 4,750.00                 | 4,750.00                | 0.00               | 400.00             | 4,350.00                               | 8.42 %          |
| <a href="#">001-4040-531500</a>                       | Other Professional Serv     | 1,500.00                 | 1,500.00                | 0.00               | 0.00               | 1,500.00                               | 0.00 %          |
| <a href="#">001-4040-534000</a>                       | Other Contractual Serv      | 77,110.00                | 77,110.00               | 13,849.67          | 16,276.80          | 60,833.20                              | 21.11 %         |
| <a href="#">001-4040-540000</a>                       | Travel & Per Diem           | 26,000.00                | 26,000.00               | -55.00             | 1,105.91           | 24,894.09                              | 4.25 %          |
| <a href="#">001-4040-540500</a>                       | Registration/Trng Fees      | 25,700.00                | 25,700.00               | 0.00               | 650.00             | 25,050.00                              | 2.53 %          |

**Budget Report**

**For Fiscal: 2025 - 2026 Period Ending: 11/30/2025**

|   |                            | Original<br>Total Budget | Current<br>Total Budget | Period<br>Activity | Fiscal<br>Activity | Variance<br>Favorable<br>(Unfavorable) | Percent<br>Used |
|---|----------------------------|--------------------------|-------------------------|--------------------|--------------------|--|-----------------|
| <a href="#">001-4040-541000</a>                     | Cell and Landline Phone    | 37,364.00                | 37,364.00               | 4,198.69           | 6,098.64           | 31,265.36                              | 16.32 %         |
| <a href="#">001-4040-542000</a>                     | Postage & Freight          | 600.00                   | 600.00                  | 0.00               | 30.33              | 569.67                                 | 5.06 %          |
| <a href="#">001-4040-543000</a>                     | Utilities                  | 20,000.00                | 20,000.00               | 0.00               | 3,589.26           | 16,410.74                              | 17.95 %         |
| <a href="#">001-4040-545000</a>                     | Insurance                  | 47,549.00                | 47,549.00               | 0.00               | 9,906.00           | 37,643.00                              | 20.83 %         |
| <a href="#">001-4040-546000</a>                     | Maintenance - Grounds      | 6,400.00                 | 6,400.00                | 0.00               | 320.00             | 6,080.00                               | 5.00 %          |
| <a href="#">001-4040-546100</a>                     | Maintenance - Buildings    | 12,000.00                | 12,000.00               | 0.00               | 56.28              | 11,943.72                              | 0.47 %          |
| <a href="#">001-4040-546200</a>                     | Maint.-Mach. & Equip.      | 13,990.00                | 13,990.00               | 0.00               | 1,155.76           | 12,834.24                              | 8.26 %          |
| <a href="#">001-4040-546500</a>                     | Maint. - Vehicles          | 50,000.00                | 50,000.00               | 0.00               | 2,665.37           | 47,334.63                              | 5.33 %          |
| <a href="#">001-4040-548000</a>                     | Promotional Activities     | 5,000.00                 | 5,000.00                | 0.00               | 350.00             | 4,650.00                               | 7.00 %          |
| <a href="#">001-4040-551205</a>                     | Explorers' Expenses        | 16,575.00                | 16,575.00               | 0.00               | 0.00               | 16,575.00                              | 0.00 %          |
| <a href="#">001-4040-551206</a>                     | Shop with a Cop Program    | 1,500.00                 | 1,500.00                | -3,100.00          | -3,100.00          | 4,600.00                               | -206.67 %       |
| <a href="#">001-4040-551207</a>                     | JAG Grant Related Expenses | 0.00                     | 0.00                    | 0.00               | 28,133.20          | -28,133.20                             | 0.00 %          |
| <a href="#">001-4040-552100</a>                     | Fuel                       | 70,000.00                | 70,000.00               | 0.00               | 10,128.30          | 59,871.70                              | 14.47 %         |
| <a href="#">001-4040-552500</a>                     | Uniforms                   | 14,200.00                | 14,200.00               | 3,480.00           | 4,831.87           | 9,368.13                               | 34.03 %         |
| <a href="#">001-4040-552700</a>                     | Operating Supplies         | 50,000.00                | 50,000.00               | 0.00               | 1,632.92           | 48,367.08                              | 3.27 %          |
| <a href="#">001-4040-552800</a>                     | Investigative Funds        | 3,000.00                 | 3,000.00                | 0.00               | 0.00               | 3,000.00                               | 0.00 %          |
| <a href="#">001-4040-554100</a>                     | Dues & Memberships         | 3,000.00                 | 3,000.00                | 0.00               | 510.00             | 2,490.00                               | 17.00 %         |
| <a href="#">001-4040-562000</a>                     | PPE - Buildings            | 303,000.00               | 303,000.00              | 0.00               | 0.00               | 303,000.00                             | 0.00 %          |
| <a href="#">001-4040-564000</a>                     | Machinery & Equipment      | 90,377.00                | 90,377.00               | 0.00               | 0.00               | 90,377.00                              | 0.00 %          |
| <a href="#">001-4040-575000</a>                     | CC Processing Fees         | 0.00                     | 0.00                    | 0.00               | 190.64             | -190.64                                | 0.00 %          |
| <b>Department : 4040 - Police Department Total:</b> |                            | <b>2,903,219.00</b>      | <b>2,903,219.00</b>     | <b>183,891.93</b>  | <b>487,474.43</b>  | <b>2,415,744.57</b>                    | <b>16.79%</b>   |
| <b>Department : 4074 - Animal Control</b>           |                            |                          |                         |                    |                    |  |                 |
| <a href="#">001-4074-512000</a>                     | Regular Salaries           | 67,700.00                | 67,700.00               | 10,465.93          | 27,464.81          | 40,235.19                              | 40.57 %         |
| <a href="#">001-4074-514000</a>                     | Overtime Salaries          | 4,017.00                 | 4,017.00                | 125.45             | 218.15             | 3,798.85                               | 5.43 %          |
| <a href="#">001-4074-521000</a>                     | Taxes-FICA                 | 5,486.00                 | 5,486.00                | 805.04             | 2,106.85           | 3,379.15                               | 38.40 %         |
| <a href="#">001-4074-522000</a>                     | Retirement Contribution    | 4,490.00                 | 4,490.00                | 513.26             | 1,368.75           | 3,121.25                               | 30.48 %         |
| <a href="#">001-4074-522500</a>                     | 457 Match                  | 2,152.00                 | 2,152.00                | 25.03              | 156.46             | 1,995.54                               | 7.27 %          |
| <a href="#">001-4074-523000</a>                     | Insurance-Health           | 10,543.00                | 10,543.00               | 2,196.55           | 4,832.41           | 5,710.59                               | 45.84 %         |
| <a href="#">001-4074-523001</a>                     | Insurance - Dental         | 522.00                   | 522.00                  | 108.05             | 237.71             | 284.29                                 | 45.54 %         |
| <a href="#">001-4074-523002</a>                     | Insurance - Life           | 257.00                   | 257.00                  | 70.47              | 154.87             | 102.13                                 | 60.26 %         |
| <a href="#">001-4074-523003</a>                     | Insurance - AD & D         | 24.00                    | 24.00                   | 6.39               | 14.01              | 9.99                                   | 58.38 %         |
| <a href="#">001-4074-524000</a>                     | Worker's Compensation      | 1,862.00                 | 1,862.00                | 0.00               | 424.00             | 1,438.00                               | 22.77 %         |
| <a href="#">001-4074-526000</a>                     | Long Term Disability Ins.  | 179.00                   | 179.00                  | 77.36              | 169.68             | 9.32                                   | 94.79 %         |
| <a href="#">001-4074-534000</a>                     | Other Contractual Serv     | 10,000.00                | 10,000.00               | 0.00               | 256.58             | 9,743.42                               | 2.57 %          |
| <a href="#">001-4074-541000</a>                     | Cell and Landline Phone    | 1,700.00                 | 1,700.00                | 103.08             | 128.08             | 1,571.92                               | 7.53 %          |
| <a href="#">001-4074-543000</a>                     | Utilities                  | 17,000.00                | 17,000.00               | 0.00               | 2,827.18           | 14,172.82                              | 16.63 %         |
| <a href="#">001-4074-545000</a>                     | Insurance                  | 7,925.00                 | 7,925.00                | 0.00               | 3,962.00           | 3,963.00                               | 49.99 %         |
| <a href="#">001-4074-546100</a>                     | Maintenance - Buildings    | 8,000.00                 | 8,000.00                | 0.00               | 45.00              | 7,955.00                               | 0.56 %          |
| <a href="#">001-4074-546200</a>                     | Maint.-Mach. & Equip.      | 1,000.00                 | 1,000.00                | 0.00               | 172.21             | 827.79                                 | 17.22 %         |
| <a href="#">001-4074-546500</a>                     | Maint. - Vehicles          | 1,000.00                 | 1,000.00                | 0.00               | 50.99              | 949.01                                 | 5.10 %          |
| <a href="#">001-4074-552100</a>                     | Fuel                       | 2,000.00                 | 2,000.00                | 0.00               | 312.42             | 1,687.58                               | 15.62 %         |
| <a href="#">001-4074-552300</a>                     | Chemicals                  | 4,000.00                 | 4,000.00                | 0.00               | 0.00               | 4,000.00                               | 0.00 %          |
| <a href="#">001-4074-552400</a>                     | Janitorial Supplies        | 2,000.00                 | 2,000.00                | 0.00               | 0.00               | 2,000.00                               | 0.00 %          |
| <a href="#">001-4074-552500</a>                     | Uniforms                   | 500.00                   | 500.00                  | 17.77              | 17.77              | 482.23                                 | 3.55 %          |
| <a href="#">001-4074-552700</a>                     | Operating Supplies         | 9,000.00                 | 9,000.00                | 0.00               | 193.13             | 8,806.87                               | 2.15 %          |
| <a href="#">001-4074-552900</a>                     | Animal Food                | 10,000.00                | 10,000.00               | 354.29             | 1,043.36           | 8,956.64                               | 10.43 %         |
| <b>Department : 4074 - Animal Control Total:</b>    |                            | <b>171,357.00</b>        | <b>171,357.00</b>       | <b>14,868.67</b>   | <b>46,156.42</b>   | <b>125,200.58</b>                      | <b>26.94%</b>   |
| <b>Department : 5050 - Fire Department</b>          |                            |                          |                         |                    |                    |  |                 |
| <a href="#">001-5050-512000</a>                     | Regular Salaries           | 142,834.00               | 142,834.00              | 10,987.20          | 27,308.00          | 115,526.00                             | 19.12 %         |
| <a href="#">001-5050-513000</a>                     | Special Detail             | 363,000.00               | 363,000.00              | 15,880.00          | 31,800.00          | 331,200.00                             | 8.76 %          |
| <a href="#">001-5050-521000</a>                     | Taxes-FICA                 | 38,696.00                | 38,696.00               | 1,916.14           | 4,245.08           | 34,450.92                              | 10.97 %         |
| <a href="#">001-5050-522000</a>                     | Retirement Contribution    | 2,572.00                 | 2,572.00                | 197.86             | -12,739.23         | 15,311.23                              | -495.30 %       |
| <a href="#">001-5050-522002</a>                     | Firefighter Pension        | 308,559.00               | 308,559.00              | 17,491.67          | 67,224.10          | 241,334.90                             | 21.79 %         |
| <a href="#">001-5050-522500</a>                     | 457 Match                  | 4,285.00                 | 4,285.00                | 263.66             | 655.31             | 3,629.69                               | 15.29 %         |
| <a href="#">001-5050-523000</a>                     | Insurance-Health           | 26,948.00                | 26,948.00               | 2,124.14           | 4,192.04           | 22,755.96                              | 15.56 %         |
| <a href="#">001-5050-523001</a>                     | Insurance - Dental         | 1,029.00                 | 1,029.00                | 86.44              | 172.88             | 856.12                                 | 16.80 %         |
| <a href="#">001-5050-523002</a>                     | Insurance - Life           | 474.00                   | 474.00                  | 92.84              | 185.68             | 288.32                                 | 39.17 %         |
| <a href="#">001-5050-523003</a>                     | Insurance - AD & D         | 43.00                    | 43.00                   | 7.32               | 14.64              | 28.36                                  | 34.05 %         |



## Budget Report

For Fiscal: 2025 - 2026 Period Ending: 11/30/2025

|  |                              | Original<br>Total Budget | Current<br>Total Budget | Period<br>Activity | Fiscal<br>Activity | Variance<br>Favorable<br>(Unfavorable) | Percent<br>Used |
|--|------------------------------|--------------------------|-------------------------|--------------------|--------------------|--|-----------------|
| <a href="#">001-5050-523004</a>                        | Firefighter AD & D           | 6,000.00                 | 6,000.00                | 437.58             | 875.16             | 5,124.84                               | 14.59 %         |
| <a href="#">001-5050-523005</a>                        | Firefighter Cancer Plan      | 10,000.00                | 10,000.00               | 853.86             | 1,707.72           | 8,292.28                               | 17.08 %         |
| <a href="#">001-5050-524000</a>                        | Worker's Compensation        | 12,585.00                | 12,585.00               | 0.00               | 2,896.00           | 9,689.00                               | 23.01 %         |
| <a href="#">001-5050-526000</a>                        | Long Term Disability Ins.    | 449.00                   | 449.00                  | 101.56             | 203.12             | 245.88                                 | 45.24 %         |
| <a href="#">001-5050-534000</a>                        | Other Contractual Serv       | 355.00                   | 355.00                  | 0.00               | 0.00               | 355.00                                 | 0.00 %          |
| <a href="#">001-5050-537702</a>                        | Admin. Fee CFD               | 6,181.00                 | 6,181.00                | 0.00               | 0.00               | 6,181.00                               | 0.00 %          |
| <a href="#">001-5050-540000</a>                        | Travel & Per Diem            | 5,760.00                 | 5,760.00                | 0.00               | 81.06              | 5,678.94                               | 1.41 %          |
| <a href="#">001-5050-540500</a>                        | Registration/Trng Fees       | 13,550.00                | 13,550.00               | 0.00               | 0.00               | 13,550.00                              | 0.00 %          |
| <a href="#">001-5050-541000</a>                        | Cell and Landline Phone      | 6,900.00                 | 6,900.00                | 142.60             | 543.76             | 6,356.24                               | 7.88 %          |
| <a href="#">001-5050-543000</a>                        | Utilities                    | 13,000.00                | 13,000.00               | 0.00               | 1,859.30           | 11,140.70                              | 14.30 %         |
| <a href="#">001-5050-545000</a>                        | Insurance                    | 39,624.00                | 39,624.00               | 0.00               | 9,906.00           | 29,718.00                              | 25.00 %         |
| <a href="#">001-5050-546100</a>                        | Maintenance - Buildings      | 7,000.00                 | 7,000.00                | 0.00               | 2,373.40           | 4,626.60                               | 33.91 %         |
| <a href="#">001-5050-546200</a>                        | Maint.-Mach. & Equip.        | 27,000.00                | 27,000.00               | 0.00               | 600.94             | 26,399.06                              | 2.23 %          |
| <a href="#">001-5050-546500</a>                        | Maint. - Vehicles            | 40,000.00                | 40,000.00               | 391.84             | 1,344.11           | 38,655.89                              | 3.36 %          |
| <a href="#">001-5050-551100</a>                        | 1st Responder Suppli         | 8,000.00                 | 8,000.00                | 0.00               | 1,293.76           | 6,706.24                               | 16.17 %         |
| <a href="#">001-5050-552100</a>                        | Fuel                         | 16,000.00                | 16,000.00               | 0.00               | 774.44             | 15,225.56                              | 4.84 %          |
| <a href="#">001-5050-552300</a>                        | Chemicals                    | 2,000.00                 | 2,000.00                | 0.00               | 388.11             | 1,611.89                               | 19.41 %         |
| <a href="#">001-5050-552500</a>                        | Uniforms                     | 20,000.00                | 20,000.00               | 0.00               | 288.65             | 19,711.35                              | 1.44 %          |
| <a href="#">001-5050-552700</a>                        | Operating Supplies           | 13,125.00                | 13,125.00               | 253.28             | 1,291.72           | 11,833.28                              | 9.84 %          |
| <a href="#">001-5050-554100</a>                        | Dues & Memberships           | 500.00                   | 500.00                  | 180.00             | 263.25             | 236.75                                 | 52.65 %         |
| <a href="#">001-5050-554200</a>                        | Subscript. & Publications    | 0.00                     | 0.00                    | 0.00               | 5,489.11           | -5,489.11                              | 0.00 %          |
| <a href="#">001-5050-564000</a>                        | Machinery & Equipment        | 1,417,500.00             | 1,417,500.00            | 0.00               | 0.00               | 1,417,500.00                           | 0.00 %          |
| <b>Department : 5050 - Fire Department Total:</b>      |                              | <b>2,553,969.00</b>      | <b>2,553,969.00</b>     | <b>51,407.99</b>   | <b>155,238.11</b>  | <b>2,398,730.89</b>                    | <b>6.08%</b>    |
| <b>Department : 6060 - Library</b>                     |                              |                          |                         |                    |                    |  |                 |
| <a href="#">001-6060-512000</a>                        | Regular Salaries             | 196,582.00               | 196,582.00              | 17,242.02          | 41,504.14          | 155,077.86                             | 21.11 %         |
| <a href="#">001-6060-521000</a>                        | Taxes-FICA                   | 15,039.00                | 15,039.00               | 1,259.09           | 3,056.13           | 11,982.87                              | 20.32 %         |
| <a href="#">001-6060-522000</a>                        | Retirement Contribution      | 11,795.00                | 11,795.00               | 979.98             | 2,435.68           | 9,359.32                               | 20.65 %         |
| <a href="#">001-6060-522500</a>                        | 457 Match                    | 5,897.00                 | 5,897.00                | 490.02             | 1,106.28           | 4,790.72                               | 18.76 %         |
| <a href="#">001-6060-523000</a>                        | Insurance-Health             | 37,288.00                | 37,288.00               | 4,272.54           | 8,320.12           | 28,967.88                              | 22.31 %         |
| <a href="#">001-6060-523001</a>                        | Insurance - Dental           | 2,401.00                 | 2,401.00                | 198.82             | 397.64             | 2,003.36                               | 16.56 %         |
| <a href="#">001-6060-523002</a>                        | Insurance - Life             | 1,130.00                 | 1,130.00                | 138.04             | 276.08             | 853.92                                 | 24.43 %         |
| <a href="#">001-6060-523003</a>                        | Insurance - AD & D           | 104.00                   | 104.00                  | 12.46              | 24.92              | 79.08                                  | 23.96 %         |
| <a href="#">001-6060-524000</a>                        | Worker's Compensation        | 4,891.00                 | 4,891.00                | 0.00               | 1,130.00           | 3,761.00                               | 23.10 %         |
| <a href="#">001-6060-526000</a>                        | Long Term Disability Ins.    | 859.00                   | 859.00                  | 150.98             | 301.96             | 557.04                                 | 35.15 %         |
| <a href="#">001-6060-540000</a>                        | Travel & Per Diem            | 2,000.00                 | 2,000.00                | 0.00               | 0.00               | 2,000.00                               | 0.00 %          |
| <a href="#">001-6060-540500</a>                        | Registration/Trng Fees       | 800.00                   | 800.00                  | 0.00               | 0.00               | 800.00                                 | 0.00 %          |
| <a href="#">001-6060-541000</a>                        | Cell and Landline Phone      | 2,400.00                 | 2,400.00                | 428.60             | -703.59            | 3,103.59                               | -29.32 %        |
| <a href="#">001-6060-543000</a>                        | Utilities                    | 19,200.00                | 19,200.00               | 0.00               | 853.11             | 18,346.89                              | 4.44 %          |
| <a href="#">001-6060-544100</a>                        | Rental & Lease - Equip.      | 4,800.00                 | 4,800.00                | 0.00               | 0.00               | 4,800.00                               | 0.00 %          |
| <a href="#">001-6060-545000</a>                        | Insurance                    | 3,962.00                 | 3,962.00                | 0.00               | 991.00             | 2,971.00                               | 25.01 %         |
| <a href="#">001-6060-546100</a>                        | Maintenance - Buildings      | 2,000.00                 | 2,000.00                | 0.00               | 102.00             | 1,898.00                               | 5.10 %          |
| <a href="#">001-6060-546200</a>                        | Maint.-Mach. & Equip.        | 2,000.00                 | 2,000.00                | 0.00               | 0.00               | 2,000.00                               | 0.00 %          |
| <a href="#">001-6060-546500</a>                        | Maint. - Vehicles            | 1,000.00                 | 1,000.00                | 0.00               | 193.69             | 806.31                                 | 19.37 %         |
| <a href="#">001-6060-548000</a>                        | Promotional Activities       | 1,000.00                 | 1,000.00                | 250.00             | 276.70             | 723.30                                 | 27.67 %         |
| <a href="#">001-6060-552100</a>                        | Fuel                         | 500.00                   | 500.00                  | 0.00               | 0.00               | 500.00                                 | 0.00 %          |
| <a href="#">001-6060-552400</a>                        | Janitorial Supplies          | 0.00                     | 0.00                    | 0.00               | 17.40              | -17.40                                 | 0.00 %          |
| <a href="#">001-6060-552700</a>                        | Operating Supplies           | 6,500.00                 | 6,500.00                | 0.00               | 451.88             | 6,048.12                               | 6.95 %          |
| <a href="#">001-6060-557200</a>                        | Dist. State Lib Funds-Barron | 38,601.00                | 38,601.00               | 0.00               | 0.00               | 38,601.00                              | 0.00 %          |
| <a href="#">001-6060-566000</a>                        | Publications/Materials       | 10,000.00                | 10,000.00               | 0.00               | 118.13             | 9,881.87                               | 1.18 %          |
| <a href="#">001-6060-592000</a>                        | Contingent Expenses          | 16,000.00                | 16,000.00               | 0.00               | 0.00               | 16,000.00                              | 0.00 %          |
| <b>Department : 6060 - Library Total:</b>              |                              | <b>386,749.00</b>        | <b>386,749.00</b>       | <b>25,422.55</b>   | <b>60,853.27</b>   | <b>325,895.73</b>                      | <b>15.73%</b>   |
| <b>Department : 7070 - Public Works Administration</b> |                              |                          |                         |                    |                    |  |                 |
| <a href="#">001-7070-512000</a>                        | Regular Salaries             | 237,764.00               | 237,764.00              | 20,956.71          | 48,124.61          | 189,639.39                             | 20.24 %         |
| <a href="#">001-7070-514000</a>                        | Overtime Salaries            | 3,045.00                 | 3,045.00                | 0.00               | 216.30             | 2,828.70                               | 7.10 %          |
| <a href="#">001-7070-521000</a>                        | Taxes-FICA                   | 18,422.00                | 18,422.00               | 1,539.74           | 3,574.59           | 14,847.41                              | 19.40 %         |
| <a href="#">001-7070-522000</a>                        | Retirement Contribution      | 14,448.00                | 14,448.00               | 1,149.22           | 2,779.32           | 11,668.68                              | 19.24 %         |
| <a href="#">001-7070-522500</a>                        | 457 Match                    | 7,224.00                 | 7,224.00                | 318.16             | 773.18             | 6,450.82                               | 10.70 %         |
| <a href="#">001-7070-523000</a>                        | Insurance-Health             | 52,799.00                | 52,799.00               | 4,842.96           | 9,573.44           | 43,225.56                              | 18.13 %         |

**Budget Report**

**For Fiscal: 2025 - 2026 Period Ending: 11/30/2025**

|   |                            | Original<br>Total Budget | Current<br>Total Budget | Period<br>Activity | Fiscal<br>Activity | Variance<br>Favorable<br>(Unfavorable) | Percent<br>Used |
|---|----------------------------|--------------------------|-------------------------|--------------------|--------------------|--|-----------------|
| <a href="#">001-7070-523001</a>                               | Insurance - Dental         | 2,610.00                 | 2,610.00                | 216.10             | 432.20             | 2,177.80                               | 16.56 %         |
| <a href="#">001-7070-523002</a>                               | Insurance - Life           | 1,868.00                 | 1,868.00                | 161.86             | 316.42             | 1,551.58                               | 16.94 %         |
| <a href="#">001-7070-523003</a>                               | Insurance - AD & D         | 172.00                   | 172.00                  | 13.98              | 27.96              | 144.04                                 | 16.26 %         |
| <a href="#">001-7070-524000</a>                               | Worker's Compensation      | 5,991.00                 | 5,991.00                | 0.00               | 1,377.00           | 4,614.00                               | 22.98 %         |
| <a href="#">001-7070-526000</a>                               | Long Term Disability Ins.  | 2,951.00                 | 2,951.00                | 172.01             | 341.04             | 2,609.96                               | 11.56 %         |
| <a href="#">001-7070-531200</a>                               | Engineering Services       | 0.00                     | 0.00                    | 618.75             | 618.75             | -618.75                                | 0.00 %          |
| <a href="#">001-7070-534000</a>                               | Other Contractual Serv     | 500.00                   | 500.00                  | 0.00               | 0.00               | 500.00                                 | 0.00 %          |
| <a href="#">001-7070-540500</a>                               | Registration/Trng Fees     | 2,000.00                 | 2,000.00                | 0.00               | 0.00               | 2,000.00                               | 0.00 %          |
| <a href="#">001-7070-541000</a>                               | Cell and Landline Phone    | 6,792.00                 | 6,792.00                | 568.53             | 1,009.70           | 5,782.30                               | 14.87 %         |
| <a href="#">001-7070-543000</a>                               | Utilities                  | 2,000.00                 | 2,000.00                | 0.00               | 0.00               | 2,000.00                               | 0.00 %          |
| <a href="#">001-7070-546100</a>                               | Maintenance - Buildings    | 7,000.00                 | 7,000.00                | 0.00               | 192.95             | 6,807.05                               | 2.76 %          |
| <a href="#">001-7070-546200</a>                               | Maint.-Mach. & Equip.      | 10,000.00                | 10,000.00               | 0.00               | 367.00             | 9,633.00                               | 3.67 %          |
| <a href="#">001-7070-546250</a>                               | Maint.-Tools & Spare Parts | 0.00                     | 0.00                    | 0.00               | 516.50             | -516.50                                | 0.00 %          |
| <a href="#">001-7070-546500</a>                               | Maint. - Vehicles          | 1,000.00                 | 1,000.00                | 97.23              | 319.80             | 680.20                                 | 31.98 %         |
| <a href="#">001-7070-552500</a>                               | Uniforms                   | 1,000.00                 | 1,000.00                | 0.00               | 262.49             | 737.51                                 | 26.25 %         |
| <a href="#">001-7070-552700</a>                               | Operating Supplies         | 7,500.00                 | 7,500.00                | 117.50             | 1,946.11           | 5,553.89                               | 25.95 %         |
| <a href="#">001-7070-554100</a>                               | Dues & Memberships         | 100.00                   | 100.00                  | 0.00               | 0.00               | 100.00                                 | 0.00 %          |
| <a href="#">001-7070-564000</a>                               | Machinery & Equipment      | 185,000.00               | 185,000.00              | 0.00               | 0.00               | 185,000.00                             | 0.00 %          |
| <b>Department : 7070 - Public Works Administration Total:</b> |                            | <b>570,186.00</b>        | <b>570,186.00</b>       | <b>30,772.75</b>   | <b>72,769.36</b>   | <b>497,416.64</b>                      | <b>12.76%</b>   |
| <b>Department : 7071 - Central Garage</b>                     |                            |                          |                         |                    |                    |  |                 |
| <a href="#">001-7071-512000</a>                               | Regular Salaries           | 74,984.00                | 74,984.00               | 9,700.12           | 24,109.04          | 50,874.96                              | 32.15 %         |
| <a href="#">001-7071-514000</a>                               | Overtime Salaries          | 1,352.00                 | 1,352.00                | 0.00               | 0.00               | 1,352.00                               | 0.00 %          |
| <a href="#">001-7071-521000</a>                               | Taxes-FICA                 | 5,840.00                 | 5,840.00                | 695.22             | 1,755.00           | 4,085.00                               | 30.05 %         |
| <a href="#">001-7071-522000</a>                               | Retirement Contribution    | 4,580.00                 | 4,580.00                | 582.00             | 1,428.98           | 3,151.02                               | 31.20 %         |
| <a href="#">001-7071-522500</a>                               | 457 Match                  | 2,290.00                 | 2,290.00                | 291.00             | 714.49             | 1,575.51                               | 31.20 %         |
| <a href="#">001-7071-523000</a>                               | Insurance-Health           | 10,560.00                | 10,560.00               | 2,142.06           | 4,268.24           | 6,291.76                               | 40.42 %         |
| <a href="#">001-7071-523001</a>                               | Insurance - Dental         | 522.00                   | 522.00                  | 86.44              | 172.10             | 349.90                                 | 32.97 %         |
| <a href="#">001-7071-523002</a>                               | Insurance - Life           | 374.00                   | 374.00                  | 81.96              | 163.32             | 210.68                                 | 43.67 %         |
| <a href="#">001-7071-523003</a>                               | Insurance - AD & D         | 34.00                    | 34.00                   | 7.38               | 14.70              | 19.30                                  | 43.24 %         |
| <a href="#">001-7071-524000</a>                               | Worker's Compensation      | 1,899.00                 | 1,899.00                | 0.00               | 424.00             | 1,475.00                               | 22.33 %         |
| <a href="#">001-7071-526000</a>                               | Long Term Disability Ins.  | 590.00                   | 590.00                  | 89.66              | 178.65             | 411.35                                 | 30.28 %         |
| <a href="#">001-7071-534000</a>                               | Other Contractual Serv     | 100.00                   | 100.00                  | 0.00               | 0.00               | 100.00                                 | 0.00 %          |
| <a href="#">001-7071-540500</a>                               | Registration/Trng Fees     | 500.00                   | 500.00                  | 0.00               | 0.00               | 500.00                                 | 0.00 %          |
| <a href="#">001-7071-542500</a>                               | Safety                     | 500.00                   | 500.00                  | 0.00               | 0.00               | 500.00                                 | 0.00 %          |
| <a href="#">001-7071-543000</a>                               | Utilities                  | 1,000.00                 | 1,000.00                | 0.00               | 76.94              | 923.06                                 | 7.69 %          |
| <a href="#">001-7071-546100</a>                               | Maintenance - Buildings    | 4,000.00                 | 4,000.00                | 0.00               | 42.95              | 3,957.05                               | 1.07 %          |
| <a href="#">001-7071-546200</a>                               | Maint.-Mach. & Equip.      | 15,000.00                | 15,000.00               | 0.00               | 2,236.94           | 12,763.06                              | 14.91 %         |
| <a href="#">001-7071-546250</a>                               | Maint.-Tools & Spare Parts | 5,000.00                 | 5,000.00                | 0.00               | 0.00               | 5,000.00                               | 0.00 %          |
| <a href="#">001-7071-546500</a>                               | Maint. - Vehicles          | 3,000.00                 | 3,000.00                | 0.00               | 5.19               | 2,994.81                               | 0.17 %          |
| <a href="#">001-7071-552100</a>                               | Fuel                       | 3,000.00                 | 3,000.00                | 0.00               | 491.05             | 2,508.95                               | 16.37 %         |
| <a href="#">001-7071-552400</a>                               | Janitorial Supplies        | 0.00                     | 0.00                    | 0.00               | 270.73             | -270.73                                | 0.00 %          |
| <a href="#">001-7071-552500</a>                               | Uniforms                   | 1,000.00                 | 1,000.00                | 0.00               | 86.75              | 913.25                                 | 8.68 %          |
| <a href="#">001-7071-552700</a>                               | Operating Supplies         | 5,000.00                 | 5,000.00                | 0.00               | 233.90             | 4,766.10                               | 4.68 %          |
| <a href="#">001-7071-564000</a>                               | Machinery & Equipment      | 65,000.00                | 65,000.00               | 0.00               | 0.00               | 65,000.00                              | 0.00 %          |
| <b>Department : 7071 - Central Garage Total:</b>              |                            | <b>206,125.00</b>        | <b>206,125.00</b>       | <b>13,675.84</b>   | <b>36,672.97</b>   | <b>169,452.03</b>                      | <b>17.79%</b>   |
| <b>Department : 7073 - Streets &amp; Sidewalks</b>            |                            |                          |                         |                    |                    |  |                 |
| <a href="#">001-7073-512000</a>                               | Regular Salaries           | 270,499.00               | 270,499.00              | 26,659.19          | 62,174.20          | 208,324.80                             | 22.99 %         |
| <a href="#">001-7073-514000</a>                               | Overtime Salaries          | 5,426.00                 | 5,426.00                | 2,765.39           | 6,920.79           | -1,494.79                              | 127.55 %        |
| <a href="#">001-7073-521000</a>                               | Taxes-FICA                 | 21,108.00                | 21,108.00               | 2,173.08           | 5,138.72           | 15,969.28                              | 24.34 %         |
| <a href="#">001-7073-522000</a>                               | Retirement Contribution    | 16,556.00                | 16,556.00               | 1,422.59           | 3,497.63           | 13,058.37                              | 21.13 %         |
| <a href="#">001-7073-522500</a>                               | 457 Match                  | 8,278.00                 | 8,278.00                | 458.81             | 1,112.62           | 7,165.38                               | 13.44 %         |
| <a href="#">001-7073-523000</a>                               | Insurance-Health           | 72,102.00                | 72,102.00               | 6,555.84           | 12,993.62          | 59,108.38                              | 18.02 %         |
| <a href="#">001-7073-523001</a>                               | Insurance - Dental         | 3,132.00                 | 3,132.00                | 299.50             | 599.87             | 2,532.13                               | 19.15 %         |
| <a href="#">001-7073-523002</a>                               | Insurance - Life           | 2,241.00                 | 2,241.00                | 198.71             | 396.79             | 1,844.21                               | 17.71 %         |
| <a href="#">001-7073-523003</a>                               | Insurance - AD & D         | 207.00                   | 207.00                  | 17.70              | 35.34              | 171.66                                 | 17.07 %         |
| <a href="#">001-7073-524000</a>                               | Worker's Compensation      | 6,865.00                 | 6,865.00                | 0.00               | 1,589.00           | 5,276.00                               | 23.15 %         |
| <a href="#">001-7073-526000</a>                               | Long Term Disability Ins.  | 3,541.00                 | 3,541.00                | 216.03             | 431.36             | 3,109.64                               | 12.18 %         |
| <a href="#">001-7073-531200</a>                               | Engineering Services       | 50,000.00                | 50,000.00               | 0.00               | 0.00               | 50,000.00                              | 0.00 %          |



**Budget Report**

**For Fiscal: 2025 - 2026 Period Ending: 11/30/2025**

|   |                                | Original<br>Total Budget | Current<br>Total Budget | Period<br>Activity | Fiscal<br>Activity | Variance<br>Favorable<br>(Unfavorable) | Percent<br>Used |
|---|--------------------------------|--------------------------|-------------------------|--------------------|--------------------|--|-----------------|
| <a href="#">001-7073-534000</a>                                     | Other Contractual Serv         | 4,000.00                 | 4,000.00                | 0.00               | 0.00               | 4,000.00                               | 0.00 %          |
| <a href="#">001-7073-534006</a>                                     | Hwy 27 Tree Maint.             | 126,000.00               | 126,000.00              | 0.00               | 0.00               | 126,000.00                             | 0.00 %          |
| <a href="#">001-7073-540500</a>                                     | Registration/Trng Fees         | 100.00                   | 100.00                  | 0.00               | 0.00               | 100.00                                 | 0.00 %          |
| <a href="#">001-7073-541000</a>                                     | Cell and Landline Phone        | 960.00                   | 960.00                  | 150.51             | 336.63             | 623.37                                 | 35.07 %         |
| <a href="#">001-7073-542500</a>                                     | Safety                         | 500.00                   | 500.00                  | 0.00               | 0.00               | 500.00                                 | 0.00 %          |
| <a href="#">001-7073-543000</a>                                     | Utilities                      | 12,000.00                | 12,000.00               | 0.00               | -2,004.97          | 14,004.97                              | -16.71 %        |
| <a href="#">001-7073-545000</a>                                     | Insurance                      | 55,474.00                | 55,474.00               | 0.00               | 13,868.00          | 41,606.00                              | 25.00 %         |
| <a href="#">001-7073-546200</a>                                     | Maint.-Mach. & Equip.          | 30,000.00                | 30,000.00               | 0.00               | 259.78             | 29,740.22                              | 0.87 %          |
| <a href="#">001-7073-546500</a>                                     | Maint. - Vehicles              | 10,000.00                | 10,000.00               | 43.27              | 3,177.76           | 6,822.24                               | 31.78 %         |
| <a href="#">001-7073-552100</a>                                     | Fuel                           | 28,000.00                | 28,000.00               | 0.00               | 1,748.39           | 26,251.61                              | 6.24 %          |
| <a href="#">001-7073-552500</a>                                     | Uniforms                       | 2,000.00                 | 2,000.00                | 0.00               | 329.48             | 1,670.52                               | 16.47 %         |
| <a href="#">001-7073-552700</a>                                     | Operating Supplies             | 6,000.00                 | 6,000.00                | 0.00               | 1,221.28           | 4,778.72                               | 20.35 %         |
| <a href="#">001-7073-553000</a>                                     | Road Material & Supplies       | 25,000.00                | 25,000.00               | 0.00               | 0.00               | 25,000.00                              | 0.00 %          |
| <a href="#">001-7073-553001</a>                                     | Street Overlays                | 500,000.00               | 500,000.00              | 0.00               | 0.00               | 500,000.00                             | 0.00 %          |
| <a href="#">001-7073-553002</a>                                     | Street Striping                | 50,000.00                | 50,000.00               | 0.00               | 0.00               | 50,000.00                              | 0.00 %          |
| <a href="#">001-7073-553200</a>                                     | Street Signs                   | 15,000.00                | 15,000.00               | 0.00               | 5,918.90           | 9,081.10                               | 39.46 %         |
| <a href="#">001-7073-553400</a>                                     | Sidewalks                      | 75,000.00                | 75,000.00               | 0.00               | 0.00               | 75,000.00                              | 0.00 %          |
| <a href="#">001-7073-564000</a>                                     | Machinery & Equipment          | 40,000.00                | 40,000.00               | 0.00               | 0.00               | 40,000.00                              | 0.00 %          |
| <b>Department : 7073 - Streets &amp; Sidewalks Total:</b>           |                                | <b>1,439,989.00</b>      | <b>1,439,989.00</b>     | <b>40,960.62</b>   | <b>119,745.19</b>  | <b>1,320,243.81</b>                    | <b>8.32%</b>    |
| <b>Department : 7074 - FDOT Projects</b>                            |                                |                          |                         |                    |                    |  |                 |
| <a href="#">001-7074-563014</a>                                     | G2L22 W Ventura Ave - Improvem | 668,000.00               | 668,000.00              | 0.00               | 0.00               | 668,000.00                             | 0.00 %          |
| <a href="#">001-7074-563016</a>                                     | N Francisco to Hoover Dike Rd  | 1,000,000.00             | 1,000,000.00            | 0.00               | 0.00               | 1,000,000.00                           | 0.00 %          |
| <a href="#">001-7074-563017</a>                                     | N Francisco -US27 Corridor     | 500,000.00               | 500,000.00              | 0.00               | 0.00               | 500,000.00                             | 0.00 %          |
| <a href="#">001-7074-563018</a>                                     | FDOT-SRTS Project Package      | 911,000.00               | 911,000.00              | 0.00               | 0.00               | 911,000.00                             | 0.00 %          |
| <b>Department : 7074 - FDOT Projects Total:</b>                     |                                | <b>3,079,000.00</b>      | <b>3,079,000.00</b>     | <b>0.00</b>        | <b>0.00</b>        | <b>3,079,000.00</b>                    | <b>0.00%</b>    |
| <b>Department : 7075 - Community Landscaping Improvements</b>       |                                |                          |                         |                    |                    |  |                 |
| <a href="#">001-7075-552700</a>                                     | Operating Supplies             | 0.00                     | 0.00                    | 0.00               | 21.98              | -21.98                                 | 0.00 %          |
| <b>Department : 7075 - Community Landscaping Improvements Total</b> |                                | <b>0.00</b>              | <b>0.00</b>             | <b>0.00</b>        | <b>21.98</b>       | <b>-21.98</b>                          | <b>0.00%</b>    |
| <b>Department : 7076 - Mosquito Control</b>                         |                                |                          |                         |                    |                    |  |                 |
| <a href="#">001-7076-514000</a>                                     | Overtime Salaries              | 10,000.00                | 10,000.00               | 0.00               | 976.97             | 9,023.03                               | 9.77 %          |
| <a href="#">001-7076-521000</a>                                     | Taxes-FICA                     | 765.00                   | 765.00                  | 0.00               | 72.10              | 692.90                                 | 9.42 %          |
| <a href="#">001-7076-522000</a>                                     | Retirement Contribution        | 0.00                     | 0.00                    | 0.00               | 44.34              | -44.34                                 | 0.00 %          |
| <a href="#">001-7076-522500</a>                                     | 457 Match                      | 0.00                     | 0.00                    | 0.00               | 22.17              | -22.17                                 | 0.00 %          |
| <a href="#">001-7076-523000</a>                                     | Insurance-Health               | 0.00                     | 0.00                    | 0.00               | 83.42              | -83.42                                 | 0.00 %          |
| <a href="#">001-7076-523001</a>                                     | Insurance - Dental             | 0.00                     | 0.00                    | 0.00               | 2.95               | -2.95                                  | 0.00 %          |
| <a href="#">001-7076-523002</a>                                     | Insurance - Life               | 0.00                     | 0.00                    | 0.00               | 2.90               | -2.90                                  | 0.00 %          |
| <a href="#">001-7076-523003</a>                                     | Insurance - AD & D             | 0.00                     | 0.00                    | 0.00               | 0.27               | -0.27                                  | 0.00 %          |
| <a href="#">001-7076-526000</a>                                     | Long Term Disability Ins.      | 0.00                     | 0.00                    | 0.00               | 3.18               | -3.18                                  | 0.00 %          |
| <a href="#">001-7076-534000</a>                                     | Other Contractual Serv         | 0.00                     | 0.00                    | 1,780.00           | 1,780.00           | -1,780.00                              | 0.00 %          |
| <a href="#">001-7076-534002</a>                                     | Mowing Services                | 182,400.00               | 182,400.00              | 0.00               | 14,100.00          | 168,300.00                             | 7.73 %          |
| <a href="#">001-7076-534003</a>                                     | Mosquito Contractor            | 100,000.00               | 100,000.00              | 9,523.01           | 24,334.43          | 75,665.57                              | 24.33 %         |
| <a href="#">001-7076-540000</a>                                     | Travel & Per Diem              | 3,000.00                 | 3,000.00                | 0.00               | 0.00               | 3,000.00                               | 0.00 %          |
| <a href="#">001-7076-540500</a>                                     | Registration/Trng Fees         | 500.00                   | 500.00                  | 0.00               | 0.00               | 500.00                                 | 0.00 %          |
| <a href="#">001-7076-545000</a>                                     | Insurance                      | 0.00                     | 0.00                    | 0.00               | 991.00             | -991.00                                | 0.00 %          |
| <a href="#">001-7076-546200</a>                                     | Maint.-Mach. & Equip.          | 4,000.00                 | 4,000.00                | 0.00               | 0.00               | 4,000.00                               | 0.00 %          |
| <a href="#">001-7076-552300</a>                                     | Chemicals                      | 0.00                     | 0.00                    | 0.00               | 492.96             | -492.96                                | 0.00 %          |
| <a href="#">001-7076-552700</a>                                     | Operating Supplies             | 5,000.00                 | 5,000.00                | 0.00               | 272.86             | 4,727.14                               | 5.46 %          |
| <a href="#">001-7076-575000</a>                                     | CC Processing Fees             | 5,000.00                 | 5,000.00                | 0.00               | 613.27             | 4,386.73                               | 12.27 %         |
| <b>Department : 7076 - Mosquito Control Total:</b>                  |                                | <b>310,665.00</b>        | <b>310,665.00</b>       | <b>11,303.01</b>   | <b>43,792.82</b>   | <b>266,872.18</b>                      | <b>14.10%</b>   |
| <b>Department : 7077 - Stormwater Projects</b>                      |                                |                          |                         |                    |                    |  |                 |
| <a href="#">001-7077-531200</a>                                     | Engineering Services           | 50,000.00                | 50,000.00               | 0.00               | 0.00               | 50,000.00                              | 0.00 %          |
| <b>Department : 7077 - Stormwater Projects Total:</b>               |                                | <b>50,000.00</b>         | <b>50,000.00</b>        | <b>0.00</b>        | <b>0.00</b>        | <b>50,000.00</b>                       | <b>0.00%</b>    |
| <b>Department : 7078 - Street Lighting</b>                          |                                |                          |                         |                    |                    |  |                 |
| <a href="#">001-7078-543000</a>                                     | Utilities                      | 65,000.00                | 65,000.00               | 0.00               | 10,028.77          | 54,971.23                              | 15.43 %         |
| <a href="#">001-7078-546200</a>                                     | Maint.-Mach. & Equip.          | 35,000.00                | 35,000.00               | 0.00               | 0.00               | 35,000.00                              | 0.00 %          |
| <b>Department : 7078 - Street Lighting Total:</b>                   |                                | <b>100,000.00</b>        | <b>100,000.00</b>       | <b>0.00</b>        | <b>10,028.77</b>   | <b>89,971.23</b>                       | <b>10.03%</b>   |



## Budget Report

For Fiscal: 2025 - 2026 Period Ending: 11/30/2025

|   |                                 | Original<br>Total Budget | Current<br>Total Budget | Period<br>Activity | Fiscal<br>Activity | Variance<br>Favorable<br>(Unfavorable) | Percent<br>Used |
|---|---------------------------------|--------------------------|-------------------------|--------------------|--------------------|--|-----------------|
| <b>Department : 8080 - Rec. - Admin. &amp; Parks</b>                |                                 |                          |                         |                    |                    |  |                 |
| <a href="#">001-8080-512000</a>                                     | Regular Salaries                | 288,494.00               | 288,494.00              | 19,526.40          | 45,461.47          | 243,032.53                             | 15.76 %         |
| <a href="#">001-8080-514000</a>                                     | Overtime Salaries               | 2,121.00                 | 2,121.00                | 700.64             | 2,177.89           | -56.89                                 | 102.68 %        |
| <a href="#">001-8080-521000</a>                                     | Taxes-FICA                      | 22,232.00                | 22,232.00               | 1,530.77           | 3,611.93           | 18,620.07                              | 16.25 %         |
| <a href="#">001-8080-522000</a>                                     | Retirement Contribution         | 17,437.00                | 17,437.00               | 1,099.05           | 2,426.74           | 15,010.26                              | 13.92 %         |
| <a href="#">001-8080-522500</a>                                     | 457 Match                       | 8,718.00                 | 8,718.00                | 129.62             | 401.00             | 8,317.00                               | 4.60 %          |
| <a href="#">001-8080-523000</a>                                     | Insurance-Health                | 59,853.00                | 59,853.00               | 4,099.68           | 7,772.62           | 52,080.38                              | 12.99 %         |
| <a href="#">001-8080-523001</a>                                     | Insurance - Dental              | 3,132.00                 | 3,132.00                | 201.67             | 382.34             | 2,749.66                               | 12.21 %         |
| <a href="#">001-8080-523002</a>                                     | Insurance - Life                | 1,454.00                 | 1,454.00                | 154.75             | 271.67             | 1,182.33                               | 18.68 %         |
| <a href="#">001-8080-523003</a>                                     | Insurance - AD & D              | 134.00                   | 134.00                  | 10.51              | 20.00              | 114.00                                 | 14.93 %         |
| <a href="#">001-8080-524000</a>                                     | Worker's Compensation           | 7,230.00                 | 7,230.00                | 0.00               | 1,660.00           | 5,570.00                               | 22.96 %         |
| <a href="#">001-8080-526000</a>                                     | Long Term Disability Ins.       | 1,133.00                 | 1,133.00                | 142.95             | 262.76             | 870.24                                 | 23.19 %         |
| <a href="#">001-8080-533000</a>                                     | Software & IT Services          | 2,100.00                 | 2,100.00                | 0.00               | 536.39             | 1,563.61                               | 25.54 %         |
| <a href="#">001-8080-534000</a>                                     | Other Contractual Services      | 1,000.00                 | 1,000.00                | 0.00               | 0.00               | 1,000.00                               | 0.00 %          |
| <a href="#">001-8080-540000</a>                                     | Travel & Per Diem               | 1,000.00                 | 1,000.00                | 0.00               | 0.00               | 1,000.00                               | 0.00 %          |
| <a href="#">001-8080-540500</a>                                     | Registration/Trng Fees          | 1,000.00                 | 1,000.00                | 0.00               | 0.00               | 1,000.00                               | 0.00 %          |
| <a href="#">001-8080-541000</a>                                     | Cell and Landline Phone         | 0.00                     | 0.00                    | 70.00              | 70.00              | -70.00                                 | 0.00 %          |
| <a href="#">001-8080-543000</a>                                     | Utilities                       | 4,000.00                 | 4,000.00                | 0.00               | 75.39              | 3,924.61                               | 1.88 %          |
| <a href="#">001-8080-545000</a>                                     | Insurance                       | 79,284.00                | 79,284.00               | 0.00               | 19,812.00          | 59,472.00                              | 24.99 %         |
| <a href="#">001-8080-546000</a>                                     | Maintenance - Grounds           | 30,000.00                | 30,000.00               | 0.00               | 0.00               | 30,000.00                              | 0.00 %          |
| <a href="#">001-8080-546100</a>                                     | Maintenance - Buildings         | 4,000.00                 | 4,000.00                | 0.00               | 62.27              | 3,937.73                               | 1.56 %          |
| <a href="#">001-8080-546200</a>                                     | Maint.-Mach. & Equip.           | 5,000.00                 | 5,000.00                | 514.56             | 601.60             | 4,398.40                               | 12.03 %         |
| <a href="#">001-8080-546300</a>                                     | Maint. - Boat Dock              | 3,000.00                 | 3,000.00                | 0.00               | 0.00               | 3,000.00                               | 0.00 %          |
| <a href="#">001-8080-546500</a>                                     | Maint. - Vehicles               | 1,500.00                 | 1,500.00                | 328.74             | 328.74             | 1,171.26                               | 21.92 %         |
| <a href="#">001-8080-548000</a>                                     | Promotional Activities          | 5,000.00                 | 5,000.00                | 1,652.85           | 1,840.12           | 3,159.88                               | 36.80 %         |
| <a href="#">001-8080-551200</a>                                     | Program Activity Supplies       | 20,000.00                | 20,000.00               | 400.00             | 983.17             | 19,016.83                              | 4.92 %          |
| <a href="#">001-8080-551201</a>                                     | Initial Supplies for Activities | 10,000.00                | 10,000.00               | 0.00               | 979.62             | 9,020.38                               | 9.80 %          |
| <a href="#">001-8080-552100</a>                                     | Fuel                            | 2,000.00                 | 2,000.00                | 0.00               | 246.05             | 1,753.95                               | 12.30 %         |
| <a href="#">001-8080-552400</a>                                     | Janitorial Supplies             | 3,000.00                 | 3,000.00                | 0.00               | 53.71              | 2,946.29                               | 1.79 %          |
| <a href="#">001-8080-552500</a>                                     | Uniforms                        | 1,500.00                 | 1,500.00                | 0.00               | 925.83             | 574.17                                 | 61.72 %         |
| <a href="#">001-8080-552700</a>                                     | Recreation Operating Supplies   | 15,000.00                | 15,000.00               | 0.00               | 868.98             | 14,131.02                              | 5.79 %          |
| <a href="#">001-8080-552702</a>                                     | Parks Operating Supplies        | 1,000.00                 | 1,000.00                | 156.34             | 156.34             | 843.66                                 | 15.63 %         |
| <a href="#">001-8080-554100</a>                                     | Dues & Memberships              | 2,000.00                 | 2,000.00                | 0.00               | 0.00               | 2,000.00                               | 0.00 %          |
| <a href="#">001-8080-554200</a>                                     | Subscript. & Publications       | 3,000.00                 | 3,000.00                | 0.00               | 214.98             | 2,785.02                               | 7.17 %          |
| <a href="#">001-8080-575000</a>                                     | CC Processing Fees              | 6,000.00                 | 6,000.00                | 0.00               | 535.05             | 5,464.95                               | 8.92 %          |
| <b>Department : 8080 - Rec. - Admin. &amp; Parks Total:</b>         |                                 | <b>612,322.00</b>        | <b>612,322.00</b>       | <b>30,718.53</b>   | <b>92,738.66</b>   | <b>519,583.34</b>                      | <b>15.15%</b>   |
| <b>Department : 8081 - Rec. - Buildings &amp; Structures</b>        |                                 |                          |                         |                    |                    |  |                 |
| <a href="#">001-8081-541000</a>                                     | Cell and Landline Phone         | 2,220.00                 | 2,220.00                | 184.04             | 184.04             | 2,035.96                               | 8.29 %          |
| <a href="#">001-8081-543000</a>                                     | Utilities                       | 15,000.00                | 15,000.00               | 0.00               | 1,513.54           | 13,486.46                              | 10.09 %         |
| <a href="#">001-8081-546000</a>                                     | Maintenance - Grounds           | 3,000.00                 | 3,000.00                | 0.00               | 3,130.00           | -130.00                                | 104.33 %        |
| <a href="#">001-8081-546100</a>                                     | Maintenance - Buildings         | 15,000.00                | 15,000.00               | 0.00               | 210.00             | 14,790.00                              | 1.40 %          |
| <a href="#">001-8081-546300</a>                                     | Maint. - Boat Dock              | 2,000.00                 | 2,000.00                | 97.86              | 97.86              | 1,902.14                               | 4.89 %          |
| <a href="#">001-8081-552400</a>                                     | Janitorial Supplies             | 5,000.00                 | 5,000.00                | 0.00               | 0.00               | 5,000.00                               | 0.00 %          |
| <a href="#">001-8081-552700</a>                                     | Operating Supplies              | 3,000.00                 | 3,000.00                | 0.00               | 752.81             | 2,247.19                               | 25.09 %         |
| <b>Department : 8081 - Rec. - Buildings &amp; Structures Total:</b> |                                 | <b>45,220.00</b>         | <b>45,220.00</b>        | <b>281.90</b>      | <b>5,888.25</b>    | <b>39,331.75</b>                       | <b>13.02%</b>   |
| <b>Department : 8082 - Sugarland Sports Complex</b>                 |                                 |                          |                         |                    |                    |  |                 |
| <a href="#">001-8082-512000</a>                                     | Regular Salaries                | 107,956.00               | 107,956.00              | 5,548.40           | 15,358.37          | 92,597.63                              | 14.23 %         |
| <a href="#">001-8082-514000</a>                                     | Overtime Salaries               | 2,336.00                 | 2,336.00                | 2,197.50           | 2,197.50           | 138.50                                 | 94.07 %         |
| <a href="#">001-8082-521000</a>                                     | Taxes-FICA                      | 8,437.00                 | 8,437.00                | 583.74             | 1,325.27           | 7,111.73                               | 15.71 %         |
| <a href="#">001-8082-522000</a>                                     | Retirement Contribution         | 6,617.00                 | 6,617.00                | 385.16             | 940.38             | 5,676.62                               | 14.21 %         |
| <a href="#">001-8082-522500</a>                                     | 457 Match                       | 3,309.00                 | 3,309.00                | 0.00               | 0.00               | 3,309.00                               | 0.00 %          |
| <a href="#">001-8082-523000</a>                                     | Insurance-Health                | 31,087.00                | 31,087.00               | 1,685.43           | 3,761.29           | 27,325.71                              | 12.10 %         |
| <a href="#">001-8082-523001</a>                                     | Insurance - Dental              | 1,566.00                 | 1,566.00                | 82.91              | 187.79             | 1,378.21                               | 11.99 %         |
| <a href="#">001-8082-523002</a>                                     | Insurance - Life                | 506.00                   | 506.00                  | 55.67              | 110.52             | 395.48                                 | 21.84 %         |
| <a href="#">001-8082-523003</a>                                     | Insurance - AD & D              | 47.00                    | 47.00                   | 5.14               | 10.19              | 36.81                                  | 21.68 %         |
| <a href="#">001-8082-524000</a>                                     | Worker's Compensation           | 2,744.00                 | 2,744.00                | 0.00               | 636.00             | 2,108.00                               | 23.18 %         |
| <a href="#">001-8082-526000</a>                                     | Long Term Disability Ins.       | 707.00                   | 707.00                  | 62.01              | 123.10             | 583.90                                 | 17.41 %         |
| <a href="#">001-8082-534000</a>                                     | Other Contractual Serv          | 50,000.00                | 50,000.00               | 8,200.00           | 9,200.00           | 40,800.00                              | 18.40 %         |

**Budget Report**

**For Fiscal: 2025 - 2026 Period Ending: 11/30/2025**

|  |                           | Original<br>Total Budget | Current<br>Total Budget | Period<br>Activity | Fiscal<br>Activity | Variance<br>Favorable<br>(Unfavorable) | Percent<br>Used |
|--|---------------------------|--------------------------|-------------------------|--------------------|--------------------|--|-----------------|
| <a href="#">001-8082-541000</a>                                    | Cell and Landline Phone   | 500.00                   | 500.00                  | 57.75              | 133.41             | 366.59                                 | 26.68 %         |
| <a href="#">001-8082-543000</a>                                    | Utilities                 | 35,000.00                | 35,000.00               | 2,500.00           | 6,399.59           | 28,600.41                              | 18.28 %         |
| <a href="#">001-8082-546000</a>                                    | Maintenance - Grounds     | 40,000.00                | 40,000.00               | 0.00               | 38.97              | 39,961.03                              | 0.10 %          |
| <a href="#">001-8082-546100</a>                                    | Maintenance - Buildings   | 10,000.00                | 10,000.00               | 17.29              | 17.29              | 9,982.71                               | 0.17 %          |
| <a href="#">001-8082-546200</a>                                    | Maint.-Mach. & Equip.     | 15,000.00                | 15,000.00               | 12.16              | 3,866.78           | 11,133.22                              | 25.78 %         |
| <a href="#">001-8082-546500</a>                                    | Maint. - Vehicles         | 1,000.00                 | 1,000.00                | 0.00               | 0.00               | 1,000.00                               | 0.00 %          |
| <a href="#">001-8082-552100</a>                                    | Fuel                      | 4,000.00                 | 4,000.00                | 0.00               | 100.43             | 3,899.57                               | 2.51 %          |
| <a href="#">001-8082-552300</a>                                    | Chemicals                 | 30,000.00                | 30,000.00               | 0.00               | 0.00               | 30,000.00                              | 0.00 %          |
| <a href="#">001-8082-552400</a>                                    | Janitorial Supplies       | 1,500.00                 | 1,500.00                | 0.00               | 20.17              | 1,479.83                               | 1.34 %          |
| <a href="#">001-8082-552500</a>                                    | Uniforms                  | 1,000.00                 | 1,000.00                | 0.00               | 138.67             | 861.33                                 | 13.87 %         |
| <a href="#">001-8082-552700</a>                                    | Operating Supplies        | 0.00                     | 0.00                    | 541.45             | -1,065.63          | 1,065.63                               | 0.00 %          |
| <a href="#">001-8082-563000</a>                                    | PPE - Land Improvements   | 10,000.00                | 10,000.00               | 0.00               | 0.00               | 10,000.00                              | 0.00 %          |
| <a href="#">001-8082-564000</a>                                    | Machinery & Equipment     | 30,000.00                | 30,000.00               | 0.00               | 0.00               | 30,000.00                              | 0.00 %          |
| <b>Department : 8082 - Sugarland Sports Complex Total:</b>         |                           | <b>393,312.00</b>        | <b>393,312.00</b>       | <b>21,934.61</b>   | <b>43,500.09</b>   | <b>349,811.91</b>                      | <b>11.06%</b>   |
| <b>Department : 8083 - C. S. Mott Pool &amp; Splash Pad</b>        |                           |                          |                         |                    |                    |  |                 |
| <a href="#">001-8083-512500</a>                                    | Lifeguard                 | 55,000.00                | 55,000.00               | 0.00               | 525.00             | 54,475.00                              | 0.95 %          |
| <a href="#">001-8083-512600</a>                                    | Camp Counselor            | 30,000.00                | 30,000.00               | 795.00             | 1,695.00           | 28,305.00                              | 5.65 %          |
| <a href="#">001-8083-521000</a>                                    | Taxes-FICA                | 4,158.00                 | 4,158.00                | 60.82              | 169.84             | 3,988.16                               | 4.08 %          |
| <a href="#">001-8083-524000</a>                                    | Worker's Compensation     | 1,352.00                 | 1,352.00                | 0.00               | 318.00             | 1,034.00                               | 23.52 %         |
| <a href="#">001-8083-534000</a>                                    | Other Contractual Serv    | 7,500.00                 | 7,500.00                | 0.00               | 1,000.00           | 6,500.00                               | 13.33 %         |
| <a href="#">001-8083-543000</a>                                    | Utilities                 | 100,000.00               | 100,000.00              | 0.00               | -7,677.74          | 107,677.74                             | -7.68 %         |
| <a href="#">001-8083-546100</a>                                    | Maintenance - Buildings   | 2,000.00                 | 2,000.00                | 0.00               | 0.00               | 2,000.00                               | 0.00 %          |
| <a href="#">001-8083-546200</a>                                    | Maint.-Mach. & Equip.     | 2,000.00                 | 2,000.00                | 0.00               | 0.00               | 2,000.00                               | 0.00 %          |
| <a href="#">001-8083-551200</a>                                    | Program Activity Supplies | 2,000.00                 | 2,000.00                | 0.00               | 0.00               | 2,000.00                               | 0.00 %          |
| <a href="#">001-8083-552300</a>                                    | Chemicals                 | 10,000.00                | 10,000.00               | 0.00               | 941.50             | 9,058.50                               | 9.42 %          |
| <a href="#">001-8083-552500</a>                                    | Uniforms                  | 1,000.00                 | 1,000.00                | 0.00               | 0.00               | 1,000.00                               | 0.00 %          |
| <a href="#">001-8083-552700</a>                                    | Operating Supplies        | 500.00                   | 500.00                  | 0.00               | 0.00               | 500.00                                 | 0.00 %          |
| <a href="#">001-8083-564000</a>                                    | Machinery & Equipment     | 100,000.00               | 100,000.00              | 0.00               | 0.00               | 100,000.00                             | 0.00 %          |
| <b>Department : 8083 - C. S. Mott Pool &amp; Splash Pad Total:</b> |                           | <b>315,510.00</b>        | <b>315,510.00</b>       | <b>855.82</b>      | <b>-3,028.40</b>   | <b>318,538.40</b>                      | <b>-0.96%</b>   |
| <b>Department : 8084 - John Boy Auditorium</b>                     |                           |                          |                         |                    |                    |  |                 |
| <a href="#">001-8084-513000</a>                                    | Special Detail            | 13,000.00                | 13,000.00               | 1,200.00           | 1,612.50           | 11,387.50                              | 12.40 %         |
| <a href="#">001-8084-521000</a>                                    | Taxes - FICA              | 995.00                   | 995.00                  | 90.30              | 121.01             | 873.99                                 | 12.16 %         |
| <a href="#">001-8084-522000</a>                                    | Retirement Contribution   | 0.00                     | 0.00                    | 54.80              | 76.01              | -76.01                                 | 0.00 %          |
| <a href="#">001-8084-522500</a>                                    | 457 Match                 | 0.00                     | 0.00                    | 7.10               | 8.83               | -8.83                                  | 0.00 %          |
| <a href="#">001-8084-523000</a>                                    | Insurance-Health          | 0.00                     | 0.00                    | 299.32             | 424.96             | -424.96                                | 0.00 %          |
| <a href="#">001-8084-523001</a>                                    | Insurance - Dental        | 0.00                     | 0.00                    | 14.72              | 20.90              | -20.90                                 | 0.00 %          |
| <a href="#">001-8084-523002</a>                                    | Insurance - Life          | 0.00                     | 0.00                    | 7.85               | 10.83              | -10.83                                 | 0.00 %          |
| <a href="#">001-8084-523003</a>                                    | Insurance - AD & D        | 0.00                     | 0.00                    | 0.72               | 0.99               | -0.99                                  | 0.00 %          |
| <a href="#">001-8084-524000</a>                                    | Worker's Compensation     | 323.00                   | 323.00                  | 0.00               | 35.00              | 288.00                                 | 10.84 %         |
| <a href="#">001-8084-526000</a>                                    | Long Term Disability Ins. | 0.00                     | 0.00                    | 8.69               | 11.95              | -11.95                                 | 0.00 %          |
| <a href="#">001-8084-534000</a>                                    | Other Contractual Serv    | 0.00                     | 0.00                    | 0.00               | 2,200.00           | -2,200.00                              | 0.00 %          |
| <a href="#">001-8084-541000</a>                                    | Cell and Landline Phone   | 4,080.00                 | 4,080.00                | 65.26              | 125.86             | 3,954.14                               | 3.08 %          |
| <a href="#">001-8084-543000</a>                                    | Utilities                 | 36,000.00                | 36,000.00               | 0.00               | 5,895.62           | 30,104.38                              | 16.38 %         |
| <a href="#">001-8084-546000</a>                                    | Maintenance - Grounds     | 2,000.00                 | 2,000.00                | 0.00               | 0.00               | 2,000.00                               | 0.00 %          |
| <a href="#">001-8084-546100</a>                                    | Maintenance - Buildings   | 5,000.00                 | 5,000.00                | 0.00               | 117.00             | 4,883.00                               | 2.34 %          |
| <a href="#">001-8084-546200</a>                                    | Maint.-Mach. & Equip.     | 0.00                     | 0.00                    | 0.00               | 143.36             | -143.36                                | 0.00 %          |
| <a href="#">001-8084-552400</a>                                    | Janitorial Supplies       | 4,000.00                 | 4,000.00                | 0.00               | 139.45             | 3,860.55                               | 3.49 %          |
| <a href="#">001-8084-552700</a>                                    | Operating Supplies        | 2,000.00                 | 2,000.00                | 0.00               | 0.00               | 2,000.00                               | 0.00 %          |
| <b>Department : 8084 - John Boy Auditorium Total:</b>              |                           | <b>67,398.00</b>         | <b>67,398.00</b>        | <b>1,748.76</b>    | <b>10,944.27</b>   | <b>56,453.73</b>                       | <b>16.24%</b>   |
| <b>Department : 8086 - Rec. - Golf Course</b>                      |                           |                          |                         |                    |                    |  |                 |
| <a href="#">001-8086-512000</a>                                    | Regular Salaries          | 307,105.00               | 307,105.00              | 25,504.78          | 61,405.94          | 245,699.06                             | 20.00 %         |
| <a href="#">001-8086-514000</a>                                    | Overtime Salaries         | 8,547.00                 | 8,547.00                | 938.31             | 3,469.61           | 5,077.39                               | 40.59 %         |
| <a href="#">001-8086-521000</a>                                    | Taxes-FICA                | 24,147.00                | 24,147.00               | 2,012.64           | 4,942.87           | 19,204.13                              | 20.47 %         |
| <a href="#">001-8086-522000</a>                                    | Retirement Contribution   | 15,046.00                | 15,046.00               | 1,174.71           | 2,825.71           | 12,220.29                              | 18.78 %         |
| <a href="#">001-8086-522500</a>                                    | 457 Match                 | 9,470.00                 | 9,470.00                | 108.76             | 270.32             | 9,199.68                               | 2.85 %          |
| <a href="#">001-8086-523000</a>                                    | Insurance-Health          | 51,812.00                | 51,812.00               | 3,514.48           | 7,355.79           | 44,456.21                              | 14.20 %         |
| <a href="#">001-8086-523001</a>                                    | Insurance - Dental        | 2,610.00                 | 2,610.00                | 172.88             | 367.37             | 2,242.63                               | 14.08 %         |



**Budget Report**

**For Fiscal: 2025 - 2026 Period Ending: 11/30/2025**

|   |                                  | Original<br>Total Budget | Current<br>Total Budget | Period<br>Activity | Fiscal<br>Activity  | Variance<br>Favorable<br>(Unfavorable) | Percent<br>Used |
|---|----------------------------------|--------------------------|-------------------------|--------------------|---------------------|--|-----------------|
| <a href="#">001-8086-523002</a>                         | Insurance - Life                 | 1,197.00                 | 1,197.00                | 168.64             | 328.05              | 868.95                                 | 27.41 %         |
| <a href="#">001-8086-523003</a>                         | Insurance - AD & D               | 110.00                   | 110.00                  | 14.67              | 27.45               | 82.55                                  | 24.95 %         |
| <a href="#">001-8086-524000</a>                         | Worker's Compensation            | 8,711.00                 | 8,711.00                | 0.00               | 1,764.00            | 6,947.00                               | 20.25 %         |
| <a href="#">001-8086-526000</a>                         | Long Term Disability Ins.        | 953.00                   | 953.00                  | 185.97             | 361.66              | 591.34                                 | 37.95 %         |
| <a href="#">001-8086-531500</a>                         | Golf-Other Professional Services | 20,000.00                | 20,000.00               | 0.00               | 0.00                | 20,000.00                              | 0.00 %          |
| <a href="#">001-8086-534000</a>                         | Other Contractual Serv           | 120,000.00               | 120,000.00              | 7,290.75           | 25,699.39           | 94,300.61                              | 21.42 %         |
| <a href="#">001-8086-534500</a>                         | Inventory Purchases              | 40,000.00                | 40,000.00               | 0.00               | 0.00                | 40,000.00                              | 0.00 %          |
| <a href="#">001-8086-534600</a>                         | Snacks/Soft Drinks               | 11,000.00                | 11,000.00               | 595.55             | 966.15              | 10,033.85                              | 8.78 %          |
| <a href="#">001-8086-534700</a>                         | G/C Beer                         | 10,000.00                | 10,000.00               | 261.10             | 710.35              | 9,289.65                               | 7.10 %          |
| <a href="#">001-8086-541000</a>                         | Cell and Landline Phone          | 5,000.00                 | 5,000.00                | 143.15             | 344.69              | 4,655.31                               | 6.89 %          |
| <a href="#">001-8086-543000</a>                         | Utilities                        | 30,000.00                | 30,000.00               | 0.00               | 9,123.16            | 20,876.84                              | 30.41 %         |
| <a href="#">001-8086-544100</a>                         | Rental & Lease - Equip.          | 43,000.00                | 43,000.00               | 0.00               | 0.00                | 43,000.00                              | 0.00 %          |
| <a href="#">001-8086-545000</a>                         | Insurance                        | 55,474.00                | 55,474.00               | 0.00               | 13,868.00           | 41,606.00                              | 25.00 %         |
| <a href="#">001-8086-546000</a>                         | Maintenance - Grounds            | 65,000.00                | 65,000.00               | 439.00             | 16,558.53           | 48,441.47                              | 25.47 %         |
| <a href="#">001-8086-546100</a>                         | Maintenance - Buildings          | 5,000.00                 | 5,000.00                | 37.16              | 207.16              | 4,792.84                               | 4.14 %          |
| <a href="#">001-8086-546200</a>                         | Maint.-Mach. & Equip.            | 50,000.00                | 50,000.00               | 2,860.97           | 11,537.32           | 38,462.68                              | 23.07 %         |
| <a href="#">001-8086-546500</a>                         | Maint. - Vehicles                | 1,000.00                 | 1,000.00                | 0.00               | 0.00                | 1,000.00                               | 0.00 %          |
| <a href="#">001-8086-546600</a>                         | Maint. - Golf Carts              | 20,000.00                | 20,000.00               | 0.00               | 144.07              | 19,855.93                              | 0.72 %          |
| <a href="#">001-8086-548000</a>                         | Promotional Activities           | 6,000.00                 | 6,000.00                | 0.00               | 0.00                | 6,000.00                               | 0.00 %          |
| <a href="#">001-8086-549000</a>                         | Drainage Taxes                   | 5,700.00                 | 5,700.00                | 0.00               | 0.00                | 5,700.00                               | 0.00 %          |
| <a href="#">001-8086-552100</a>                         | Fuel                             | 25,000.00                | 25,000.00               | 130.60             | 1,678.67            | 23,321.33                              | 6.71 %          |
| <a href="#">001-8086-552300</a>                         | Chemicals                        | 100,000.00               | 100,000.00              | 15,269.00          | 20,716.48           | 79,283.52                              | 20.72 %         |
| <a href="#">001-8086-552400</a>                         | Janitorial Supplies              | 4,000.00                 | 4,000.00                | 0.00               | 312.78              | 3,687.22                               | 7.82 %          |
| <a href="#">001-8086-552500</a>                         | Uniforms                         | 500.00                   | 500.00                  | 0.00               | 46.15               | 453.85                                 | 9.23 %          |
| <a href="#">001-8086-552700</a>                         | Operating Supplies               | 13,000.00                | 13,000.00               | 542.10             | 2,457.61            | 10,542.39                              | 18.90 %         |
| <a href="#">001-8086-552701</a>                         | Program Supplies                 | 2,000.00                 | 2,000.00                | 0.00               | 0.00                | 2,000.00                               | 0.00 %          |
| <a href="#">001-8086-554100</a>                         | Dues & Memberships               | 1,000.00                 | 1,000.00                | 0.00               | 0.00                | 1,000.00                               | 0.00 %          |
| <a href="#">001-8086-554200</a>                         | Subscript. & Publications        | 0.00                     | 0.00                    | 0.00               | 675.00              | -675.00                                | 0.00 %          |
| <a href="#">001-8086-564000</a>                         | Machinery & Equipment            | 40,000.00                | 40,000.00               | 21,900.00          | 21,900.00           | 18,100.00                              | 54.75 %         |
| <a href="#">001-8086-571000</a>                         | Principal                        | 111,684.00               | 111,684.00              | 0.00               | 0.00                | 111,684.00                             | 0.00 %          |
| <a href="#">001-8086-572000</a>                         | Interest Expense                 | 22,115.00                | 22,115.00               | 0.00               | 0.00                | 22,115.00                              | 0.00 %          |
| <a href="#">001-8086-575000</a>                         | CC Processing Fees               | 0.00                     | 0.00                    | -1,512.31          | -1,185.51           | 1,185.51                               | 0.00 %          |
| <a href="#">001-8086-591002</a>                         | Pay to Golf Capital Reserves     | 0.00                     | 0.00                    | -21,900.00         | 0.00                | 0.00                                   | 0.00 %          |
| <b>Department : 8086 - Rec. - Golf Course Total:</b>    |                                  | <b>1,236,181.00</b>      | <b>1,236,181.00</b>     | <b>59,852.91</b>   | <b>208,878.77</b>   | <b>1,027,302.23</b>                    | <b>16.90%</b>   |
| <b>Fund: 001 - GENERAL FUND Total:</b>                  |                                  | <b>18,945,618.00</b>     | <b>18,945,618.00</b>    | <b>633,382.92</b>  | <b>1,747,746.40</b> | <b>17,197,871.60</b>                   | <b>9.23%</b>    |
| <b>Fund: 410 - ELECTRIC FUND</b>                        |                                  |                          |                         |                    |                     |  |                 |
| <b>Department : 2009 - Electric Transmission</b>        |                                  |                          |                         |                    |                     |  |                 |
| <a href="#">410-2009-514000</a>                         | Overtime Salaries                | 0.00                     | 0.00                    | 0.00               | 968.22              | -968.22                                | 0.00 %          |
| <a href="#">410-2009-521000</a>                         | Taxes-FICA                       | 0.00                     | 0.00                    | 0.00               | 73.23               | -73.23                                 | 0.00 %          |
| <a href="#">410-2009-522000</a>                         | Retirement Contribution          | 0.00                     | 0.00                    | 0.00               | 42.16               | -42.16                                 | 0.00 %          |
| <a href="#">410-2009-523000</a>                         | Insurance-Health                 | 0.00                     | 0.00                    | 0.00               | 20.76               | -20.76                                 | 0.00 %          |
| <a href="#">410-2009-523001</a>                         | Insurance - Dental               | 0.00                     | 0.00                    | 0.00               | 0.72                | -0.72                                  | 0.00 %          |
| <a href="#">410-2009-523002</a>                         | Insurance - Life                 | 0.00                     | 0.00                    | 0.00               | 0.77                | -0.77                                  | 0.00 %          |
| <a href="#">410-2009-523003</a>                         | Insurance - AD & D               | 0.00                     | 0.00                    | 0.00               | 0.07                | -0.07                                  | 0.00 %          |
| <a href="#">410-2009-526000</a>                         | Long Term Disability Ins.        | 0.00                     | 0.00                    | 0.00               | 0.85                | -0.85                                  | 0.00 %          |
| <a href="#">410-2009-531500</a>                         | Other Professional Serv          | 24,000.00                | 24,000.00               | 0.00               | 0.00                | 24,000.00                              | 0.00 %          |
| <a href="#">410-2009-552700</a>                         | Operating Supplies               | 1,000.00                 | 1,000.00                | 0.00               | 0.00                | 1,000.00                               | 0.00 %          |
| <b>Department : 2009 - Electric Transmission Total:</b> |                                  | <b>25,000.00</b>         | <b>25,000.00</b>        | <b>0.00</b>        | <b>1,106.78</b>     | <b>23,893.22</b>                       | <b>4.43%</b>    |
| <b>Department : 2010 - Electric Distribution</b>        |                                  |                          |                         |                    |                     |  |                 |
| <a href="#">410-2010-512000</a>                         | Regular Salaries                 | 387,367.00               | 387,367.00              | 35,119.31          | 82,756.98           | 304,610.02                             | 21.36 %         |
| <a href="#">410-2010-514000</a>                         | Overtime Salaries                | 41,903.00                | 41,903.00               | 2,408.15           | 8,623.70            | 33,279.30                              | 20.58 %         |
| <a href="#">410-2010-521000</a>                         | Taxes-FICA                       | 32,839.00                | 32,839.00               | 2,717.31           | 6,688.39            | 26,150.61                              | 20.37 %         |
| <a href="#">410-2010-522000</a>                         | Retirement Contribution          | 25,756.00                | 25,756.00               | 1,810.33           | 4,486.16            | 21,269.84                              | 17.42 %         |
| <a href="#">410-2010-522500</a>                         | 457 Match                        | 12,878.00                | 12,878.00               | 667.94             | 1,645.02            | 11,232.98                              | 12.77 %         |
| <a href="#">410-2010-523000</a>                         | Insurance-Health                 | 73,199.00                | 73,199.00               | 6,455.38           | 12,833.76           | 60,365.24                              | 17.53 %         |
| <a href="#">410-2010-523001</a>                         | Insurance - Dental               | 3,132.00                 | 3,132.00                | 259.32             | 517.92              | 2,614.08                               | 16.54 %         |
| <a href="#">410-2010-523002</a>                         | Insurance - Life                 | 2,241.00                 | 2,241.00                | 260.56             | 520.35              | 1,720.65                               | 23.22 %         |

## Budget Report

For Fiscal: 2025 - 2026 Period Ending: 11/30/2025

|   |                            | Original<br>Total Budget | Current<br>Total Budget | Period<br>Activity | Fiscal<br>Activity | Variance<br>Favorable<br>(Unfavorable) | Percent<br>Used |
|---|----------------------------|--------------------------|-------------------------|--------------------|--------------------|--|-----------------|
| <a href="#">410-2010-523003</a>                   | Insurance - AD & D         | 207.00                   | 207.00                  | 22.61              | 45.15              | 161.85                                 | 21.81 %         |
| <a href="#">410-2010-524000</a>                   | Worker's Compensation      | 11,410.00                | 11,410.00               | 0.00               | 2,754.00           | 8,656.00                               | 24.14 %         |
| <a href="#">410-2010-526000</a>                   | Long Term Disability Ins.  | 3,541.00                 | 3,541.00                | 281.55             | 562.25             | 2,978.75                               | 15.88 %         |
| <a href="#">410-2010-534000</a>                   | Other Contractual Serv     | 10,000.00                | 10,000.00               | 525.17             | 19,327.17          | -9,327.17                              | 193.27 %        |
| <a href="#">410-2010-540000</a>                   | Travel & Per Diem          | 4,725.00                 | 4,725.00                | 58.46              | 225.74             | 4,499.26                               | 4.78 %          |
| <a href="#">410-2010-540500</a>                   | Registration/Trng Fees     | 5,000.00                 | 5,000.00                | 0.00               | 1,298.00           | 3,702.00                               | 25.96 %         |
| <a href="#">410-2010-541000</a>                   | Cell and Landline Phone    | 8,020.00                 | 8,020.00                | 513.69             | 1,390.46           | 6,629.54                               | 17.34 %         |
| <a href="#">410-2010-542500</a>                   | Safety                     | 15,000.00                | 15,000.00               | 0.00               | 0.00               | 15,000.00                              | 0.00 %          |
| <a href="#">410-2010-543000</a>                   | Utilities                  | 9,000.00                 | 9,000.00                | 0.00               | 3,213.38           | 5,786.62                               | 35.70 %         |
| <a href="#">410-2010-545000</a>                   | Insurance                  | 118,872.00               | 118,872.00              | 0.00               | 29,718.00          | 89,154.00                              | 25.00 %         |
| <a href="#">410-2010-546100</a>                   | Maintenance - Buildings    | 10,000.00                | 10,000.00               | 0.00               | 1,013.54           | 8,986.46                               | 10.14 %         |
| <a href="#">410-2010-546200</a>                   | Maint.-Mach. & Equip.      | 10,000.00                | 10,000.00               | 0.00               | 0.00               | 10,000.00                              | 0.00 %          |
| <a href="#">410-2010-546250</a>                   | Maint.-Tools & Spare Parts | 10,000.00                | 10,000.00               | 0.00               | 0.00               | 10,000.00                              | 0.00 %          |
| <a href="#">410-2010-546500</a>                   | Maint. - Vehicles          | 25,000.00                | 25,000.00               | 1,016.21           | 1,718.93           | 23,281.07                              | 6.88 %          |
| <a href="#">410-2010-552100</a>                   | Fuel                       | 18,000.00                | 18,000.00               | 0.00               | 907.59             | 17,092.41                              | 5.04 %          |
| <a href="#">410-2010-552500</a>                   | Uniforms                   | 5,000.00                 | 5,000.00                | 0.00               | 43.75              | 4,956.25                               | 0.88 %          |
| <a href="#">410-2010-552700</a>                   | Operating Supplies         | 10,000.00                | 10,000.00               | 0.00               | 21,054.45          | -11,054.45                             | 210.54 %        |
| <a href="#">410-2010-559100</a>                   | Maint. - Substation        | 60,000.00                | 60,000.00               | 0.00               | 0.00               | 60,000.00                              | 0.00 %          |
| <a href="#">410-2010-559300</a>                   | Maint.-Overhead Lines      | 100,000.00               | 100,000.00              | 0.00               | 3,775.93           | 96,224.07                              | 3.78 %          |
| <a href="#">410-2010-559400</a>                   | Maint.-Underground Lines   | 30,000.00                | 30,000.00               | 0.00               | 0.00               | 30,000.00                              | 0.00 %          |
| <a href="#">410-2010-559500</a>                   | Maint.-Line Transformers   | 60,000.00                | 60,000.00               | 0.00               | 0.00               | 60,000.00                              | 0.00 %          |
| <a href="#">410-2010-559600</a>                   | Testing & Disposal-P       | 0.00                     | 0.00                    | 0.00               | 251.42             | -251.42                                | 0.00 %          |
| <a href="#">410-2010-563100</a>                   | Poles, Towers & Fixt       | 730,000.00               | 730,000.00              | 4,499.50           | 13,998.50          | 716,001.50                             | 1.92 %          |
| <a href="#">410-2010-563200</a>                   | Overhead Lines/Devic       | 12,000.00                | 12,000.00               | 0.00               | 0.00               | 12,000.00                              | 0.00 %          |
| <a href="#">410-2010-563400</a>                   | Line Transformers          | 150,000.00               | 150,000.00              | 0.00               | 6,376.22           | 143,623.78                             | 4.25 %          |
| <a href="#">410-2010-563700</a>                   | Substation                 | 250,000.00               | 250,000.00              | 0.00               | 0.00               | 250,000.00                             | 0.00 %          |
| <a href="#">410-2010-564000</a>                   | Machinery & Equipment      | 95,000.00                | 95,000.00               | 0.00               | 3,285.96           | 91,714.04                              | 3.46 %          |
| Department : 2010 - Electric Distribution Total:  |                            | 2,340,090.00             | 2,340,090.00            | 56,615.49          | 229,032.72         | 2,111,057.28                           | 9.79%           |
| Department : 2015 - Purchasing / Warehouse        |                            |                          |                         |                    |                    |  |                 |
| <a href="#">410-2015-512000</a>                   | Regular Salaries           | 40,706.00                | 40,706.00               | 6,030.16           | 12,077.56          | 28,628.44                              | 29.67 %         |
| <a href="#">410-2015-514000</a>                   | Overtime Salaries          | 734.00                   | 734.00                  | 146.78             | 940.79             | -206.79                                | 128.17 %        |
| <a href="#">410-2015-521000</a>                   | Taxes-FICA                 | 3,170.00                 | 3,170.00                | 466.65             | 986.21             | 2,183.79                               | 31.11 %         |
| <a href="#">410-2015-522000</a>                   | Retirement Contribution    | 2,486.00                 | 2,486.00                | 361.81             | 723.16             | 1,762.84                               | 29.09 %         |
| <a href="#">410-2015-522500</a>                   | 457 Match                  | 1,243.00                 | 1,243.00                | 180.91             | 361.59             | 881.41                                 | 29.09 %         |
| <a href="#">410-2015-523000</a>                   | Insurance-Health           | 10,560.00                | 10,560.00               | 1,757.24           | 2,962.69           | 7,597.31                               | 28.06 %         |
| <a href="#">410-2015-523001</a>                   | Insurance - Dental         | 522.00                   | 522.00                  | 86.44              | 151.27             | 370.73                                 | 28.98 %         |
| <a href="#">410-2015-523002</a>                   | Insurance - Life           | 374.00                   | 374.00                  | 49.64              | 74.46              | 299.54                                 | 19.91 %         |
| <a href="#">410-2015-523003</a>                   | Insurance - AD & D         | 34.00                    | 34.00                   | 4.54               | 6.79               | 27.21                                  | 19.97 %         |
| <a href="#">410-2015-524000</a>                   | Worker's Compensation      | 978.00                   | 978.00                  | 0.00               | 247.00             | 731.00                                 | 25.26 %         |
| <a href="#">410-2015-526000</a>                   | Long Term Disability Ins.  | 590.00                   | 590.00                  | 54.80              | 87.38              | 502.62                                 | 14.81 %         |
| <a href="#">410-2015-533000</a>                   | Software & IT Services     | 8,000.00                 | 8,000.00                | 0.00               | 0.00               | 8,000.00                               | 0.00 %          |
| <a href="#">410-2015-534000</a>                   | Other Contractual Serv     | 0.00                     | 0.00                    | 0.00               | 4,080.00           | -4,080.00                              | 0.00 %          |
| <a href="#">410-2015-540500</a>                   | Registration/Trng Fees     | 500.00                   | 500.00                  | 0.00               | 0.00               | 500.00                                 | 0.00 %          |
| <a href="#">410-2015-541000</a>                   | Cell and Landline Phone    | 800.00                   | 800.00                  | 45.82              | 136.12             | 663.88                                 | 17.02 %         |
| <a href="#">410-2015-542500</a>                   | Safety                     | 100.00                   | 100.00                  | 0.00               | 0.00               | 100.00                                 | 0.00 %          |
| <a href="#">410-2015-546100</a>                   | Maintenance - Buildings    | 4,000.00                 | 4,000.00                | 0.00               | 54.04              | 3,945.96                               | 1.35 %          |
| <a href="#">410-2015-546200</a>                   | Maint.-Mach. & Equip.      | 5,000.00                 | 5,000.00                | 0.00               | 0.00               | 5,000.00                               | 0.00 %          |
| <a href="#">410-2015-552500</a>                   | Uniforms                   | 250.00                   | 250.00                  | 0.00               | 109.24             | 140.76                                 | 43.70 %         |
| <a href="#">410-2015-552700</a>                   | Operating Supplies         | 3,500.00                 | 3,500.00                | 0.00               | 200.74             | 3,299.26                               | 5.74 %          |
| Department : 2015 - Purchasing / Warehouse Total: |                            | 83,547.00                | 83,547.00               | 9,184.79           | 23,199.04          | 60,347.96                              | 27.77%          |
| Department : 2025 - Electric Meter Reading        |                            |                          |                         |                    |                    |  |                 |
| <a href="#">410-2025-512000</a>                   | Regular Salaries           | 36,099.00                | 36,099.00               | 6,250.71           | 14,657.15          | 21,441.85                              | 40.60 %         |
| <a href="#">410-2025-514000</a>                   | Overtime Salaries          | 2,603.00                 | 2,603.00                | 0.00               | 0.00               | 2,603.00                               | 0.00 %          |
| <a href="#">410-2025-521000</a>                   | Taxes-FICA                 | 2,961.00                 | 2,961.00                | 470.24             | 1,105.58           | 1,855.42                               | 37.34 %         |
| <a href="#">410-2025-522000</a>                   | Retirement Contribution    | 2,322.00                 | 2,322.00                | 349.10             | 853.49             | 1,468.51                               | 36.76 %         |
| <a href="#">410-2025-522500</a>                   | 457 Match                  | 1,161.00                 | 1,161.00                | 87.00              | 213.86             | 947.14                                 | 18.42 %         |
| <a href="#">410-2025-523000</a>                   | Insurance-Health           | 10,560.00                | 10,560.00               | 1,757.24           | 3,458.24           | 7,101.76                               | 32.75 %         |
| <a href="#">410-2025-523001</a>                   | Insurance - Dental         | 522.00                   | 522.00                  | 86.44              | 172.88             | 349.12                                 | 33.12 %         |



## Budget Report

For Fiscal: 2025 - 2026 Period Ending: 11/30/2025

|  |                           | Original<br>Total Budget | Current<br>Total Budget | Period<br>Activity | Fiscal<br>Activity  | Variance<br>Favorable<br>(Unfavorable) | Percent<br>Used |
|--|---------------------------|--------------------------|-------------------------|--------------------|---------------------|--|-----------------|
| <a href="#">410-2025-523002</a>                          | Insurance - Life          | 169.00                   | 169.00                  | 49.16              | 96.98               | 72.02                                  | 57.38 %         |
| <a href="#">410-2025-523003</a>                          | Insurance - AD & D        | 16.00                    | 16.00                   | 4.32               | 8.64                | 7.36                                   | 54.00 %         |
| <a href="#">410-2025-524000</a>                          | Worker's Compensation     | 913.00                   | 913.00                  | 0.00               | 212.00              | 701.00                                 | 23.22 %         |
| <a href="#">410-2025-526000</a>                          | Long Term Disability Ins. | 236.00                   | 236.00                  | 52.85              | 105.14              | 130.86                                 | 44.55 %         |
| <a href="#">410-2025-541000</a>                          | Cell and Landline Phone   | 1,500.00                 | 1,500.00                | 235.23             | 461.15              | 1,038.85                               | 30.74 %         |
| <a href="#">410-2025-546200</a>                          | Maint.-Mach. & Equip.     | 2,500.00                 | 2,500.00                | 0.00               | 0.00                | 2,500.00                               | 0.00 %          |
| <a href="#">410-2025-546500</a>                          | Maint. - Vehicles         | 3,000.00                 | 3,000.00                | 0.00               | 0.00                | 3,000.00                               | 0.00 %          |
| <a href="#">410-2025-552100</a>                          | Fuel                      | 1,000.00                 | 1,000.00                | 0.00               | 388.65              | 611.35                                 | 38.87 %         |
| <a href="#">410-2025-552500</a>                          | Uniforms                  | 500.00                   | 500.00                  | 0.00               | 0.00                | 500.00                                 | 0.00 %          |
| <a href="#">410-2025-552700</a>                          | Operating Supplies        | 1,500.00                 | 1,500.00                | 0.00               | 22.59               | 1,477.41                               | 1.51 %          |
| <a href="#">410-2025-559700</a>                          | Maint. - Meters           | 15,500.00                | 15,500.00               | 0.00               | 0.00                | 15,500.00                              | 0.00 %          |
| <a href="#">410-2025-563600</a>                          | Meters                    | 15,000.00                | 15,000.00               | 0.00               | 0.00                | 15,000.00                              | 0.00 %          |
| <b>Department : 2025 - Electric Meter Reading Total:</b> |                           | <b>98,062.00</b>         | <b>98,062.00</b>        | <b>9,342.29</b>    | <b>21,756.35</b>    | <b>76,305.65</b>                       | <b>22.19%</b>   |
| <b>Department : 2030 - Customer Records</b>              |                           |                          |                         |                    |                     |  |                 |
| <a href="#">410-2030-512000</a>                          | Regular Salaries          | 347,229.00               | 347,229.00              | 29,720.62          | 68,640.92           | 278,588.08                             | 19.77 %         |
| <a href="#">410-2030-514000</a>                          | Overtime Salaries         | 1,247.00                 | 1,247.00                | 0.00               | 0.00                | 1,247.00                               | 0.00 %          |
| <a href="#">410-2030-521000</a>                          | Taxes-FICA                | 26,658.00                | 26,658.00               | 2,257.63           | 5,226.07            | 21,431.93                              | 19.60 %         |
| <a href="#">410-2030-522000</a>                          | Retirement Contribution   | 20,909.00                | 20,909.00               | 1,619.64           | 3,954.84            | 16,954.16                              | 18.91 %         |
| <a href="#">410-2030-522500</a>                          | 457 Match                 | 10,454.00                | 10,454.00               | 809.82             | 1,977.42            | 8,476.58                               | 18.92 %         |
| <a href="#">410-2030-523000</a>                          | Insurance-Health          | 42,239.00                | 42,239.00               | 3,514.48           | 6,916.48            | 35,322.52                              | 16.37 %         |
| <a href="#">410-2030-523001</a>                          | Insurance - Dental        | 2,479.00                 | 2,479.00                | 172.88             | 345.76              | 2,133.24                               | 13.95 %         |
| <a href="#">410-2030-523002</a>                          | Insurance - Life          | 2,049.00                 | 2,049.00                | 228.10             | 453.80              | 1,595.20                               | 22.15 %         |
| <a href="#">410-2030-523003</a>                          | Insurance - AD & D        | 189.00                   | 189.00                  | 18.22              | 36.44               | 152.56                                 | 19.28 %         |
| <a href="#">410-2030-524000</a>                          | Worker's Compensation     | 10,665.00                | 10,665.00               | 0.00               | 2,578.00            | 8,087.00                               | 24.17 %         |
| <a href="#">410-2030-526000</a>                          | Long Term Disability Ins. | 1,289.00                 | 1,289.00                | 239.87             | 478.76              | 810.24                                 | 37.14 %         |
| <a href="#">410-2030-532000</a>                          | Accounting & Auditing     | 30,000.00                | 30,000.00               | 0.00               | 0.00                | 30,000.00                              | 0.00 %          |
| <a href="#">410-2030-533000</a>                          | Software & IT Services    | 38,000.00                | 38,000.00               | 0.00               | 28,499.64           | 9,500.36                               | 75.00 %         |
| <a href="#">410-2030-534000</a>                          | Other Contractual Serv    | 80,000.00                | 80,000.00               | 0.00               | 260.00              | 79,740.00                              | 0.33 %          |
| <a href="#">410-2030-537700</a>                          | 001 Admin. Charges        | 130,000.00               | 130,000.00              | 0.00               | 0.00                | 130,000.00                             | 0.00 %          |
| <a href="#">410-2030-538000</a>                          | Purchase For Resale       | 7,900,000.00             | 7,900,000.00            | 740,068.83         | 1,416,299.62        | 6,483,700.38                           | 17.93 %         |
| <a href="#">410-2030-538200</a>                          | FMPA Costs                | 800,000.00               | 800,000.00              | 46,845.28          | 98,328.90           | 701,671.10                             | 12.29 %         |
| <a href="#">410-2030-540000</a>                          | Travel & Per Diem         | 5,000.00                 | 5,000.00                | 0.00               | 0.00                | 5,000.00                               | 0.00 %          |
| <a href="#">410-2030-540500</a>                          | Registration/Trng Fees    | 6,500.00                 | 6,500.00                | 0.00               | 0.00                | 6,500.00                               | 0.00 %          |
| <a href="#">410-2030-541000</a>                          | Cell and Landline Phone   | 7,000.00                 | 7,000.00                | 728.25             | 1,138.60            | 5,861.40                               | 16.27 %         |
| <a href="#">410-2030-542000</a>                          | Postage & Freight         | 35,000.00                | 35,000.00               | 4,000.00           | 4,532.41            | 30,467.59                              | 12.95 %         |
| <a href="#">410-2030-542500</a>                          | Safety                    | 1,500.00                 | 1,500.00                | 0.00               | 0.00                | 1,500.00                               | 0.00 %          |
| <a href="#">410-2030-543000</a>                          | Utilities                 | 1,700.00                 | 1,700.00                | 0.00               | 462.93              | 1,237.07                               | 27.23 %         |
| <a href="#">410-2030-544100</a>                          | Rental & Lease - Equip.   | 6,000.00                 | 6,000.00                | 0.00               | 0.00                | 6,000.00                               | 0.00 %          |
| <a href="#">410-2030-546100</a>                          | Maintenance - Buildings   | 5,000.00                 | 5,000.00                | 0.00               | 75.97               | 4,924.03                               | 1.52 %          |
| <a href="#">410-2030-546101</a>                          | Maintenance Project       | 50,000.00                | 50,000.00               | 0.00               | 0.00                | 50,000.00                              | 0.00 %          |
| <a href="#">410-2030-546200</a>                          | Maint.-Mach. & Equip.     | 1,000.00                 | 1,000.00                | 0.00               | 0.00                | 1,000.00                               | 0.00 %          |
| <a href="#">410-2030-546500</a>                          | Maint. - Vehicles         | 2,500.00                 | 2,500.00                | 0.00               | 0.00                | 2,500.00                               | 0.00 %          |
| <a href="#">410-2030-548000</a>                          | Promotional Activities    | 25,000.00                | 25,000.00               | 0.00               | 600.00              | 24,400.00                              | 2.40 %          |
| <a href="#">410-2030-552100</a>                          | Fuel                      | 5,000.00                 | 5,000.00                | 0.00               | 237.38              | 4,762.62                               | 4.75 %          |
| <a href="#">410-2030-552400</a>                          | Janitorial Supplies       | 0.00                     | 0.00                    | 0.00               | 52.20               | -52.20                                 | 0.00 %          |
| <a href="#">410-2030-552500</a>                          | Uniforms                  | 600.00                   | 600.00                  | 0.00               | 46.75               | 553.25                                 | 7.79 %          |
| <a href="#">410-2030-552700</a>                          | Operating Supplies        | 15,000.00                | 15,000.00               | 3,222.46           | 3,506.55            | 11,493.45                              | 23.38 %         |
| <a href="#">410-2030-554100</a>                          | Dues & Memberships        | 20,000.00                | 20,000.00               | 0.00               | 16,672.00           | 3,328.00                               | 83.36 %         |
| <a href="#">410-2030-562000</a>                          | PPE - Buildings           | 60,000.00                | 60,000.00               | 0.00               | 0.00                | 60,000.00                              | 0.00 %          |
| <a href="#">410-2030-564000</a>                          | Machinery & Equipment     | 40,000.00                | 40,000.00               | 0.00               | 0.00                | 40,000.00                              | 0.00 %          |
| <a href="#">410-2030-575000</a>                          | CC Processing Fees        | 115,000.00               | 115,000.00              | 0.00               | 10,732.18           | 104,267.82                             | 9.33 %          |
| <b>Department : 2030 - Customer Records Total:</b>       |                           | <b>9,845,207.00</b>      | <b>9,845,207.00</b>     | <b>833,446.08</b>  | <b>1,672,053.62</b> | <b>8,173,153.38</b>                    | <b>16.98%</b>   |
| <b>Department : 2045 - Miscellaneous Expenses</b>        |                           |                          |                         |                    |                     |  |                 |
| <a href="#">410-2045-511100</a>                          | Telecommunications        | 58,000.00                | 58,000.00               | 0.00               | 53.71               | 57,946.29                              | 0.09 %          |
| <a href="#">410-2045-531500</a>                          | Other Professional Serv   | 14,000.00                | 14,000.00               | 0.00               | 0.00                | 14,000.00                              | 0.00 %          |
| <a href="#">410-2045-537100</a>                          | Interest on Deposits      | 0.00                     | 0.00                    | 23.42              | 23.42               | -23.42                                 | 0.00 %          |
| <a href="#">410-2045-537200</a>                          | Bad Debts                 | 25,000.00                | 25,000.00               | 0.00               | 0.00                | 25,000.00                              | 0.00 %          |
| <a href="#">410-2045-537300</a>                          | Public Service Commission | 1,000.00                 | 1,000.00                | 0.00               | 0.00                | 1,000.00                               | 0.00 %          |

## Budget Report

For Fiscal: 2025 - 2026 Period Ending: 11/30/2025

|  |                                 | Original<br>Total Budget | Current<br>Total Budget | Period<br>Activity | Fiscal<br>Activity  | Variance<br>Favorable<br>(Unfavorable) | Percent<br>Used |
|--|---------------------------------|--------------------------|-------------------------|--------------------|---------------------|--|-----------------|
| <a href="#">410-2045-571000</a>                          | FMPA Loan Principal             | 85,117.00                | 85,117.00               | 0.00               | 0.00                | 85,117.00                              | 0.00 %          |
| <a href="#">410-2045-572000</a>                          | FMPA Interest Expense           | 17,753.00                | 17,753.00               | 0.00               | 0.00                | 17,753.00                              | 0.00 %          |
| <a href="#">410-2045-573000</a>                          | FMPA - Annual Loan Fees         | 6,100.00                 | 6,100.00                | 0.00               | 0.00                | 6,100.00                               | 0.00 %          |
| <a href="#">410-2045-591000</a>                          | Transfer To Other Funds         | 1,105,000.00             | 1,105,000.00            | 0.00               | 0.00                | 1,105,000.00                           | 0.00 %          |
| <a href="#">410-2045-592000</a>                          | Contingent Expenses             | 1,580,000.00             | 1,580,000.00            | 0.00               | 0.00                | 1,580,000.00                           | 0.00 %          |
| <b>Department : 2045 - Miscellaneous Expenses Total:</b> |                                 | <b>2,891,970.00</b>      | <b>2,891,970.00</b>     | <b>23.42</b>       | <b>77.13</b>        | <b>2,891,892.87</b>                    | <b>0.00%</b>    |
| <b>Fund: 410 - ELECTRIC FUND Total:</b>                  |                                 | <b>15,283,876.00</b>     | <b>15,283,876.00</b>    | <b>908,612.07</b>  | <b>1,947,225.64</b> | <b>13,336,650.36</b>                   | <b>12.74%</b>   |
| <b>Fund: 420 - WATER/SEWER FUND</b>                      |                                 |                          |                         |                    |                     |  |                 |
| <b>Department : 3005 - Water Treatment Plant</b>         |                                 |                          |                         |                    |                     |  |                 |
| <a href="#">420-3005-512000</a>                          | Regular Salaries                | 138,121.00               | 138,121.00              | 13,148.01          | 30,312.22           | 107,808.78                             | 21.95 %         |
| <a href="#">420-3005-514000</a>                          | Overtime Salaries               | 39,842.00                | 39,842.00               | 3,615.41           | 8,353.53            | 31,488.47                              | 20.97 %         |
| <a href="#">420-3005-521000</a>                          | Taxes-FICA                      | 13,614.00                | 13,614.00               | 1,238.28           | 2,872.08            | 10,741.92                              | 21.10 %         |
| <a href="#">420-3005-522000</a>                          | Retirement Contribution         | 10,678.00                | 10,678.00               | 637.48             | 1,584.41            | 9,093.59                               | 14.84 %         |
| <a href="#">420-3005-522500</a>                          | 457 Match                       | 5,339.00                 | 5,339.00                | 318.74             | 792.21              | 4,546.79                               | 14.84 %         |
| <a href="#">420-3005-523000</a>                          | Insurance-Health                | 26,948.00                | 26,948.00               | 2,124.14           | 4,192.04            | 22,755.96                              | 15.56 %         |
| <a href="#">420-3005-523001</a>                          | Insurance - Dental              | 1,029.00                 | 1,029.00                | 86.44              | 172.88              | 856.12                                 | 16.80 %         |
| <a href="#">420-3005-523002</a>                          | Insurance - Life                | 880.00                   | 880.00                  | 89.78              | 179.56              | 700.44                                 | 20.40 %         |
| <a href="#">420-3005-523003</a>                          | Insurance - AD & D              | 81.00                    | 81.00                   | 8.10               | 16.20               | 64.80                                  | 20.00 %         |
| <a href="#">420-3005-524000</a>                          | Worker's Compensation           | 4,200.00                 | 4,200.00                | 0.00               | 1,024.00            | 3,176.00                               | 24.38 %         |
| <a href="#">420-3005-526000</a>                          | Long Term Disability Ins.       | 946.00                   | 946.00                  | 98.20              | 196.40              | 749.60                                 | 20.76 %         |
| <a href="#">420-3005-531200</a>                          | Engineering Services            | 40,000.00                | 40,000.00               | 0.00               | 0.00                | 40,000.00                              | 0.00 %          |
| <a href="#">420-3005-531500</a>                          | Other Professional Serv         | 130,000.00               | 130,000.00              | 0.00               | 909.00              | 129,091.00                             | 0.70 %          |
| <a href="#">420-3005-534000</a>                          | Other Contractual Serv          | 40,000.00                | 40,000.00               | 0.00               | 8,080.00            | 31,920.00                              | 20.20 %         |
| <a href="#">420-3005-540500</a>                          | Registration/Trng Fees          | 1,000.00                 | 1,000.00                | 0.00               | 0.00                | 1,000.00                               | 0.00 %          |
| <a href="#">420-3005-541000</a>                          | Cell and Landline Phone         | 1,950.00                 | 1,950.00                | 87.87              | 203.76              | 1,746.24                               | 10.45 %         |
| <a href="#">420-3005-543000</a>                          | Utilities                       | 390,000.00               | 390,000.00              | 0.00               | 50,394.17           | 339,605.83                             | 12.92 %         |
| <a href="#">420-3005-545000</a>                          | Insurance                       | 59,436.00                | 59,436.00               | 0.00               | 14,859.00           | 44,577.00                              | 25.00 %         |
| <a href="#">420-3005-546100</a>                          | Maintenance - Buildings         | 30,000.00                | 30,000.00               | 0.00               | 3.63                | 29,996.37                              | 0.01 %          |
| <a href="#">420-3005-546200</a>                          | Maint.-Mach. & Equip.           | 55,000.00                | 55,000.00               | 0.00               | 0.00                | 55,000.00                              | 0.00 %          |
| <a href="#">420-3005-546500</a>                          | Maint. - Vehicles               | 500.00                   | 500.00                  | 0.00               | 0.00                | 500.00                                 | 0.00 %          |
| <a href="#">420-3005-546700</a>                          | Main. & Repair - RO Water Plant | 100,000.00               | 100,000.00              | 450.00             | 589.68              | 99,410.32                              | 0.59 %          |
| <a href="#">420-3005-552100</a>                          | Fuel                            | 2,000.00                 | 2,000.00                | 0.00               | 94.20               | 1,905.80                               | 4.71 %          |
| <a href="#">420-3005-552300</a>                          | Chemicals                       | 186,000.00               | 186,000.00              | 4,918.00           | 23,942.20           | 162,057.80                             | 12.87 %         |
| <a href="#">420-3005-552400</a>                          | Janitorial Supplies             | 0.00                     | 0.00                    | 155.89             | 155.89              | -155.89                                | 0.00 %          |
| <a href="#">420-3005-552500</a>                          | Uniforms                        | 1,000.00                 | 1,000.00                | 0.00               | 0.00                | 1,000.00                               | 0.00 %          |
| <a href="#">420-3005-552700</a>                          | Operating Supplies              | 11,250.00                | 11,250.00               | 230.04             | 334.02              | 10,915.98                              | 2.97 %          |
| <a href="#">420-3005-563000</a>                          | PPE - Land Improvements         | 90,000.00                | 90,000.00               | 0.00               | 0.00                | 90,000.00                              | 0.00 %          |
| <a href="#">420-3005-564000</a>                          | Machinery & Equipment           | 675,000.00               | 675,000.00              | 0.00               | 66,575.47           | 608,424.53                             | 9.86 %          |
| <a href="#">420-3005-571000</a>                          | Principal                       | 314,000.00               | 314,000.00              | 0.00               | 0.00                | 314,000.00                             | 0.00 %          |
| <a href="#">420-3005-572000</a>                          | Interest Expense                | 450,656.00               | 450,656.00              | 0.00               | 0.00                | 450,656.00                             | 0.00 %          |
| <b>Department : 3005 - Water Treatment Plant Total:</b>  |                                 | <b>2,819,470.00</b>      | <b>2,819,470.00</b>     | <b>27,206.38</b>   | <b>215,836.55</b>   | <b>2,603,633.45</b>                    | <b>7.66%</b>    |
| <b>Department : 3010 - Trans / Distribution</b>          |                                 |                          |                         |                    |                     |  |                 |
| <a href="#">420-3010-512000</a>                          | Regular Salaries                | 214,540.00               | 214,540.00              | 19,507.49          | 42,993.82           | 171,546.18                             | 20.04 %         |
| <a href="#">420-3010-514000</a>                          | Overtime Salaries               | 46,415.00                | 46,415.00               | 1,053.42           | 4,506.60            | 41,908.40                              | 9.71 %          |
| <a href="#">420-3010-521000</a>                          | Taxes-FICA                      | 19,963.00                | 19,963.00               | 1,459.83           | 3,413.40            | 16,549.60                              | 17.10 %         |
| <a href="#">420-3010-522000</a>                          | Retirement Contribution         | 15,657.00                | 15,657.00               | 1,034.38           | 2,426.64            | 13,230.36                              | 15.50 %         |
| <a href="#">420-3010-522500</a>                          | 457 Match                       | 7,829.00                 | 7,829.00                | 373.90             | 901.21              | 6,927.79                               | 11.51 %         |
| <a href="#">420-3010-523000</a>                          | Insurance-Health                | 58,627.00                | 58,627.00               | 5,126.90           | 10,085.08           | 48,541.92                              | 17.20 %         |
| <a href="#">420-3010-523001</a>                          | Insurance - Dental              | 2,611.00                 | 2,611.00                | 216.10             | 432.20              | 2,178.80                               | 16.55 %         |
| <a href="#">420-3010-523002</a>                          | Insurance - Life                | 2,796.00                 | 2,796.00                | 160.21             | 305.87              | 2,490.13                               | 10.94 %         |
| <a href="#">420-3010-523003</a>                          | Insurance - AD & D              | 258.00                   | 258.00                  | 12.39              | 24.78               | 233.22                                 | 9.60 %          |
| <a href="#">420-3010-524000</a>                          | Worker's Compensation           | 6,159.00                 | 6,159.00                | 0.00               | 1,483.00            | 4,676.00                               | 24.08 %         |
| <a href="#">420-3010-526000</a>                          | Long Term Disability Ins.       | 2,295.00                 | 2,295.00                | 169.86             | 323.52              | 1,971.48                               | 14.10 %         |
| <a href="#">420-3010-531200</a>                          | Engineering Services            | 10,000.00                | 10,000.00               | 0.00               | 0.00                | 10,000.00                              | 0.00 %          |
| <a href="#">420-3010-534000</a>                          | Other Contractual Serv          | 3,000.00                 | 3,000.00                | 0.00               | 1,089.20            | 1,910.80                               | 36.31 %         |
| <a href="#">420-3010-540000</a>                          | Travel & Per Diem               | 1,000.00                 | 1,000.00                | 130.62             | 325.80              | 674.20                                 | 32.58 %         |
| <a href="#">420-3010-540500</a>                          | Registration/Trng Fees          | 1,000.00                 | 1,000.00                | 0.00               | 50.00               | 950.00                                 | 5.00 %          |



## Budget Report

For Fiscal: 2025 - 2026 Period Ending: 11/30/2025

|  |                                 | Original<br>Total Budget | Current<br>Total Budget | Period<br>Activity | Fiscal<br>Activity | Variance<br>Favorable<br>(Unfavorable) | Percent<br>Used |
|--|---------------------------------|--------------------------|-------------------------|--------------------|--------------------|--|-----------------|
| <a href="#">420-3010-541000</a>                        | Cell and Landline Phone         | 0.00                     | 0.00                    | 70.00              | 140.00             | -140.00                                | 0.00 %          |
| <a href="#">420-3010-542500</a>                        | Safety                          | 1,000.00                 | 1,000.00                | 0.00               | 0.00               | 1,000.00                               | 0.00 %          |
| <a href="#">420-3010-546200</a>                        | Maint.-Mach. & Equip.           | 17,000.00                | 17,000.00               | 0.00               | 0.00               | 17,000.00                              | 0.00 %          |
| <a href="#">420-3010-546250</a>                        | Maint.-Tools & Spare Parts      | 5,000.00                 | 5,000.00                | 0.00               | 0.00               | 5,000.00                               | 0.00 %          |
| <a href="#">420-3010-546500</a>                        | Maint. - Vehicles               | 5,000.00                 | 5,000.00                | 0.00               | 20.95              | 4,979.05                               | 0.42 %          |
| <a href="#">420-3010-546800</a>                        | Maint.-Water Dist. Sys.         | 375,000.00               | 375,000.00              | 0.00               | 0.00               | 375,000.00                             | 0.00 %          |
| <a href="#">420-3010-552100</a>                        | Fuel                            | 8,500.00                 | 8,500.00                | 227.98             | 700.60             | 7,799.40                               | 8.24 %          |
| <a href="#">420-3010-552500</a>                        | Uniforms                        | 1,000.00                 | 1,000.00                | 0.00               | 55.96              | 944.04                                 | 5.60 %          |
| <a href="#">420-3010-552700</a>                        | Operating Supplies              | 37,400.00                | 37,400.00               | -6,274.37          | -93.70             | 37,493.70                              | -0.25 %         |
| <a href="#">420-3010-563000</a>                        | PPE - Land Improvements         | 80,000.00                | 80,000.00               | 0.00               | 0.00               | 80,000.00                              | 0.00 %          |
| <a href="#">420-3010-563500</a>                        | Mains & Lines                   | 25,000.00                | 25,000.00               | 0.00               | 0.00               | 25,000.00                              | 0.00 %          |
| <a href="#">420-3010-563505</a>                        | Della Tobias Water Line Project | 1,572,000.00             | 1,572,000.00            | 0.00               | 0.00               | 1,572,000.00                           | 0.00 %          |
| <a href="#">420-3010-563509</a>                        | Air Glades Water Main Extension | 4,000,000.00             | 4,000,000.00            | 0.00               | 0.00               | 4,000,000.00                           | 0.00 %          |
| <a href="#">420-3010-564000</a>                        | Machinery & Equipment           | 55,000.00                | 55,000.00               | 0.00               | 0.00               | 55,000.00                              | 0.00 %          |
| <b>Department : 3010 - Trans / Distribution Total:</b> |                                 | <b>6,574,050.00</b>      | <b>6,574,050.00</b>     | <b>23,268.71</b>   | <b>69,184.93</b>   | <b>6,504,865.07</b>                    | <b>1.05%</b>    |
| <b>Department : 3025 - Water Meter Reading</b>         |                                 |                          |                         |                    |                    |  |                 |
| <a href="#">420-3025-512000</a>                        | Regular Salaries                | 37,471.00                | 37,471.00               | 0.00               | 0.00               | 37,471.00                              | 0.00 %          |
| <a href="#">420-3025-514000</a>                        | Overtime Salaries               | 1,351.00                 | 1,351.00                | 0.00               | 0.00               | 1,351.00                               | 0.00 %          |
| <a href="#">420-3025-521000</a>                        | Taxes-FICA                      | 2,970.00                 | 2,970.00                | 0.00               | 0.00               | 2,970.00                               | 0.00 %          |
| <a href="#">420-3025-522000</a>                        | Retirement Contribution         | 2,329.00                 | 2,329.00                | 0.00               | 0.00               | 2,329.00                               | 0.00 %          |
| <a href="#">420-3025-522500</a>                        | 457 Match                       | 1,165.00                 | 1,165.00                | 0.00               | 0.00               | 1,165.00                               | 0.00 %          |
| <a href="#">420-3025-523000</a>                        | Insurance-Health                | 10,560.00                | 10,560.00               | 0.00               | 0.00               | 10,560.00                              | 0.00 %          |
| <a href="#">420-3025-523001</a>                        | Insurance - Dental              | 522.00                   | 522.00                  | 0.00               | 0.00               | 522.00                                 | 0.00 %          |
| <a href="#">420-3025-523002</a>                        | Insurance - Life                | 374.00                   | 374.00                  | 0.00               | 0.00               | 374.00                                 | 0.00 %          |
| <a href="#">420-3025-523003</a>                        | Insurance - AD & D              | 34.00                    | 34.00                   | 0.00               | 0.00               | 34.00                                  | 0.00 %          |
| <a href="#">420-3025-524000</a>                        | Worker's Compensation           | 916.00                   | 916.00                  | 0.00               | 212.00             | 704.00                                 | 23.14 %         |
| <a href="#">420-3025-526000</a>                        | Long Term Disability Ins.       | 590.00                   | 590.00                  | 0.00               | 0.00               | 590.00                                 | 0.00 %          |
| <a href="#">420-3025-541000</a>                        | Cell and Landline Phone         | 1,200.00                 | 1,200.00                | 101.95             | 199.91             | 1,000.09                               | 16.66 %         |
| <a href="#">420-3025-546200</a>                        | Maint.-Mach. & Equip.           | 500.00                   | 500.00                  | 0.00               | 0.00               | 500.00                                 | 0.00 %          |
| <a href="#">420-3025-552500</a>                        | Uniforms                        | 250.00                   | 250.00                  | 0.00               | 0.00               | 250.00                                 | 0.00 %          |
| <a href="#">420-3025-552700</a>                        | Operating Supplies              | 2,750.00                 | 2,750.00                | 0.00               | 0.00               | 2,750.00                               | 0.00 %          |
| <a href="#">420-3025-563011</a>                        | AMI Project                     | 45,000.00                | 45,000.00               | 8,597.50           | 40,886.08          | 4,113.92                               | 90.86 %         |
| <b>Department : 3025 - Water Meter Reading Total:</b>  |                                 | <b>107,982.00</b>        | <b>107,982.00</b>       | <b>8,699.45</b>    | <b>41,297.99</b>   | <b>66,684.01</b>                       | <b>38.25%</b>   |
| <b>Department : 3042 - Water / Sewer Administ.</b>     |                                 |                          |                         |                    |                    |  |                 |
| <a href="#">420-3042-512000</a>                        | Regular Salaries                | 116,911.00               | 116,911.00              | 9,847.71           | 23,206.45          | 93,704.55                              | 19.85 %         |
| <a href="#">420-3042-514000</a>                        | Overtime Salaries               | 1,686.00                 | 1,686.00                | 0.00               | 0.00               | 1,686.00                               | 0.00 %          |
| <a href="#">420-3042-521000</a>                        | Taxes-FICA                      | 9,073.00                 | 9,073.00                | 746.49             | 1,762.64           | 7,310.36                               | 19.43 %         |
| <a href="#">420-3042-522000</a>                        | Retirement Contribution         | 7,116.00                 | 7,116.00                | 539.58             | 1,341.10           | 5,774.90                               | 18.85 %         |
| <a href="#">420-3042-522500</a>                        | 457 Match                       | 3,558.00                 | 3,558.00                | 113.94             | 283.19             | 3,274.81                               | 7.96 %          |
| <a href="#">420-3042-523000</a>                        | Insurance-Health                | 21,120.00                | 21,120.00               | 1,757.24           | 3,458.24           | 17,661.76                              | 16.37 %         |
| <a href="#">420-3042-523001</a>                        | Insurance - Dental              | 1,044.00                 | 1,044.00                | 86.44              | 172.88             | 871.12                                 | 16.56 %         |
| <a href="#">420-3042-523002</a>                        | Insurance - Life                | 747.00                   | 747.00                  | 76.00              | 152.00             | 595.00                                 | 20.35 %         |
| <a href="#">420-3042-523003</a>                        | Insurance - AD & D              | 69.00                    | 69.00                   | 6.90               | 13.80              | 55.20                                  | 20.00 %         |
| <a href="#">420-3042-524000</a>                        | Worker's Compensation           | 2,799.00                 | 2,799.00                | 0.00               | 671.00             | 2,128.00                               | 23.97 %         |
| <a href="#">420-3042-526000</a>                        | Long Term Disability Ins.       | 1,180.00                 | 1,180.00                | 83.68              | 167.36             | 1,012.64                               | 14.18 %         |
| <a href="#">420-3042-532000</a>                        | Accounting & Auditing           | 20,000.00                | 20,000.00               | 0.00               | 0.00               | 20,000.00                              | 0.00 %          |
| <a href="#">420-3042-533000</a>                        | Software & IT Services          | 58,000.00                | 58,000.00               | 0.00               | 0.00               | 58,000.00                              | 0.00 %          |
| <a href="#">420-3042-534000</a>                        | Other Contractual Serv          | 1,000.00                 | 1,000.00                | 0.00               | 0.00               | 1,000.00                               | 0.00 %          |
| <a href="#">420-3042-537200</a>                        | Bad Debts                       | 15,000.00                | 15,000.00               | 0.00               | 0.00               | 15,000.00                              | 0.00 %          |
| <a href="#">420-3042-537700</a>                        | 001 Admin. Charges              | 75,000.00                | 75,000.00               | 0.00               | 0.00               | 75,000.00                              | 0.00 %          |
| <a href="#">420-3042-537701</a>                        | 410 Admin. Charges              | 25,000.00                | 25,000.00               | 0.00               | 0.00               | 25,000.00                              | 0.00 %          |
| <a href="#">420-3042-540000</a>                        | Travel & Per Diem               | 2,000.00                 | 2,000.00                | 0.00               | 0.00               | 2,000.00                               | 0.00 %          |
| <a href="#">420-3042-540500</a>                        | Registration/Trng Fees          | 1,500.00                 | 1,500.00                | 0.00               | 0.00               | 1,500.00                               | 0.00 %          |
| <a href="#">420-3042-542600</a>                        | Water Testing-Public Education  | 500.00                   | 500.00                  | 0.00               | 0.00               | 500.00                                 | 0.00 %          |
| <a href="#">420-3042-546200</a>                        | Maint.-Mach. & Equip.           | 0.00                     | 0.00                    | 0.00               | 26,099.68          | -26,099.68                             | 0.00 %          |
| <a href="#">420-3042-552700</a>                        | Operating Supplies              | 5,000.00                 | 5,000.00                | 0.00               | 68.09              | 4,931.91                               | 1.36 %          |
| <a href="#">420-3042-554100</a>                        | Dues & Memberships              | 1,200.00                 | 1,200.00                | 0.00               | 0.00               | 1,200.00                               | 0.00 %          |



## Budget Report

For Fiscal: 2025 - 2026 Period Ending: 11/30/2025

|   |                                 | Original<br>Total Budget | Current<br>Total Budget | Period<br>Activity | Fiscal<br>Activity | Variance<br>Favorable<br>(Unfavorable) | Percent<br>Used |
|---|---------------------------------|--------------------------|-------------------------|--------------------|--------------------|--|-----------------|
| <a href="#">420-3042-575000</a>                             | CC Processing Fees              | 33,000.00                | 33,000.00               | 0.00               | 2,759.70           | 30,240.30                              | 8.36 %          |
| <b>Department : 3042 - Water / Sewer Administ. Total:</b>   |                                 | <b>402,503.00</b>        | <b>402,503.00</b>       | <b>13,257.98</b>   | <b>60,156.13</b>   | <b>342,346.87</b>                      | <b>14.95%</b>   |
| <b>Department : 3052 - Sewer Treatment Plant</b>            |                                 |                          |                         |                    |                    |  |                 |
| <a href="#">420-3052-512000</a>                             | Regular Salaries                | 0.00                     | 0.00                    | 14,011.61          | 29,132.10          | -29,132.10                             | 0.00 %          |
| <a href="#">420-3052-514000</a>                             | Overtime Salaries               | 0.00                     | 0.00                    | 0.00               | 792.92             | -792.92                                | 0.00 %          |
| <a href="#">420-3052-521000</a>                             | Taxes-FICA                      | 0.00                     | 0.00                    | 976.99             | 2,009.48           | -2,009.48                              | 0.00 %          |
| <a href="#">420-3052-522000</a>                             | Retirement Contribution         | 0.00                     | 0.00                    | 195.78             | 1,033.43           | -1,033.43                              | 0.00 %          |
| <a href="#">420-3052-522500</a>                             | 457 Match                       | 0.00                     | 0.00                    | 373.03             | 660.74             | -660.74                                | 0.00 %          |
| <a href="#">420-3052-523000</a>                             | Insurance-Health                | 0.00                     | 0.00                    | 1,651.80           | 5,834.02           | -5,834.02                              | 0.00 %          |
| <a href="#">420-3052-523001</a>                             | Insurance - Dental              | 0.00                     | 0.00                    | 43.22              | 172.88             | -172.88                                | 0.00 %          |
| <a href="#">420-3052-523002</a>                             | Insurance - Life                | 0.00                     | 0.00                    | 50.24              | 145.74             | -145.74                                | 0.00 %          |
| <a href="#">420-3052-523003</a>                             | Insurance - AD & D              | 0.00                     | 0.00                    | 4.58               | 13.19              | -13.19                                 | 0.00 %          |
| <a href="#">420-3052-526000</a>                             | Long Term Disability Ins.       | 0.00                     | 0.00                    | 55.40              | 159.84             | -159.84                                | 0.00 %          |
| <a href="#">420-3052-531500</a>                             | Other Professional Serv         | 864,600.00               | 864,600.00              | 577.80             | 1,444.50           | 863,155.50                             | 0.17 %          |
| <a href="#">420-3052-534000</a>                             | Other Contractual Serv          | 0.00                     | 0.00                    | 0.00               | 4,705.50           | -4,705.50                              | 0.00 %          |
| <a href="#">420-3052-541000</a>                             | Cell and Landline Phone         | 0.00                     | 0.00                    | 314.03             | 562.38             | -562.38                                | 0.00 %          |
| <a href="#">420-3052-543000</a>                             | Utilities                       | 0.00                     | 0.00                    | 0.00               | 31,880.84          | -31,880.84                             | 0.00 %          |
| <a href="#">420-3052-545000</a>                             | Insurance                       | 59,436.00                | 59,436.00               | 0.00               | 14,859.00          | 44,577.00                              | 25.00 %         |
| <a href="#">420-3052-546200</a>                             | Maint.-Mach. & Equip.           | 0.00                     | 0.00                    | 0.00               | 259.96             | -259.96                                | 0.00 %          |
| <a href="#">420-3052-546500</a>                             | Maint. - Vehicles               | 0.00                     | 0.00                    | 0.00               | 120.98             | -120.98                                | 0.00 %          |
| <a href="#">420-3052-546800</a>                             | Maint.-Water Dist. Sys.         | 0.00                     | 0.00                    | 0.00               | 77.54              | -77.54                                 | 0.00 %          |
| <a href="#">420-3052-551800</a>                             | Sludge Disposal                 | 130,000.00               | 130,000.00              | 0.00               | 27,529.44          | 102,470.56                             | 21.18 %         |
| <a href="#">420-3052-552100</a>                             | Fuel                            | 0.00                     | 0.00                    | 0.00               | 877.63             | -877.63                                | 0.00 %          |
| <a href="#">420-3052-552500</a>                             | Uniforms                        | 0.00                     | 0.00                    | 0.00               | 125.45             | -125.45                                | 0.00 %          |
| <a href="#">420-3052-552700</a>                             | Operating Supplies              | 0.00                     | 0.00                    | 0.00               | 844.88             | -844.88                                | 0.00 %          |
| <a href="#">420-3052-564000</a>                             | Machinery & Equipment           | 200,000.00               | 200,000.00              | 0.00               | 0.00               | 200,000.00                             | 0.00 %          |
| <b>Department : 3052 - Sewer Treatment Plant Total:</b>     |                                 | <b>1,254,036.00</b>      | <b>1,254,036.00</b>     | <b>18,254.48</b>   | <b>123,242.44</b>  | <b>1,130,793.56</b>                    | <b>9.83%</b>    |
| <b>Department : 3062 - Sewer Trans / Collection</b>         |                                 |                          |                         |                    |                    |  |                 |
| <a href="#">420-3062-531200</a>                             | Engineering Services            | 50,000.00                | 50,000.00               | 0.00               | 0.00               | 50,000.00                              | 0.00 %          |
| <a href="#">420-3062-534000</a>                             | Other Contractual Serv          | 12,000.00                | 12,000.00               | 0.00               | 1,364.18           | 10,635.82                              | 11.37 %         |
| <a href="#">420-3062-541000</a>                             | Cell and Landline Phone         | 0.00                     | 0.00                    | 10.88              | 149.24             | -149.24                                | 0.00 %          |
| <a href="#">420-3062-543000</a>                             | Utilities                       | 102,000.00               | 102,000.00              | 0.00               | 17,883.23          | 84,116.77                              | 17.53 %         |
| <a href="#">420-3062-546900</a>                             | Maint.- Sewer Coll. System      | 350,000.00               | 350,000.00              | 0.00               | 2,191.68           | 347,808.32                             | 0.63 %          |
| <a href="#">420-3062-552100</a>                             | Fuel                            | 0.00                     | 0.00                    | 0.00               | 360.14             | -360.14                                | 0.00 %          |
| <a href="#">420-3062-552700</a>                             | Operating Supplies              | 6,000.00                 | 6,000.00                | 0.00               | 0.00               | 6,000.00                               | 0.00 %          |
| <a href="#">420-3062-563000</a>                             | PPE - Land Improvements         | 20,000.00                | 20,000.00               | 0.00               | 0.00               | 20,000.00                              | 0.00 %          |
| <a href="#">420-3062-564000</a>                             | Machinery & Equipment           | 70,000.00                | 70,000.00               | 0.00               | 0.00               | 70,000.00                              | 0.00 %          |
| <b>Department : 3062 - Sewer Trans / Collection Total:</b>  |                                 | <b>610,000.00</b>        | <b>610,000.00</b>       | <b>10.88</b>       | <b>21,948.47</b>   | <b>588,051.53</b>                      | <b>3.60%</b>    |
| <b>Department : 3063 - N. Sewer Project</b>                 |                                 |                          |                         |                    |                    |  |                 |
| <a href="#">420-3063-571000</a>                             | Principal - SRF 260400 & 260401 | 57,750.00                | 57,750.00               | 0.00               | 27,839.06          | 29,910.94                              | 48.21 %         |
| <a href="#">420-3063-572000</a>                             | Interest - SRF 260400 & 260401  | 4,140.00                 | 4,140.00                | 0.00               | 3,100.67           | 1,039.33                               | 74.90 %         |
| <b>Department : 3063 - N. Sewer Project Total:</b>          |                                 | <b>61,890.00</b>         | <b>61,890.00</b>        | <b>0.00</b>        | <b>30,939.73</b>   | <b>30,950.27</b>                       | <b>49.99%</b>   |
| <b>Department : 3066 - Inflow &amp; Infiltration</b>        |                                 |                          |                         |                    |                    |  |                 |
| <a href="#">420-3066-592000</a>                             | Contingent Expenses             | 1,330,000.00             | 1,330,000.00            | 0.00               | 0.00               | 1,330,000.00                           | 0.00 %          |
| <b>Department : 3066 - Inflow &amp; Infiltration Total:</b> |                                 | <b>1,330,000.00</b>      | <b>1,330,000.00</b>     | <b>0.00</b>        | <b>0.00</b>        | <b>1,330,000.00</b>                    | <b>0.00%</b>    |
| <b>Department : 3080 - Debt Service</b>                     |                                 |                          |                         |                    |                    |  |                 |
| <a href="#">420-3080-571000</a>                             | Principal - SRF 260410          | 21,352.00                | 21,352.00               | 0.00               | 0.00               | 21,352.00                              | 0.00 %          |
| <a href="#">420-3080-571002</a>                             | Principal - SRF 260420          | 10,247.00                | 10,247.00               | 0.00               | 4,967.30           | 5,279.70                               | 48.48 %         |
| <a href="#">420-3080-571004</a>                             | Principal - SRF 260421          | 22,435.00                | 22,435.00               | 0.00               | 0.00               | 22,435.00                              | 0.00 %          |
| <a href="#">420-3080-571005</a>                             | Principal - SRF 260440          | 32,506.00                | 32,506.00               | 0.00               | 0.00               | 32,506.00                              | 0.00 %          |
| <a href="#">420-3080-572002</a>                             | Interest - SRF 260420           | 2,304.00                 | 2,304.00                | 0.00               | 1,308.32           | 995.68                                 | 56.78 %         |
| <b>Department : 3080 - Debt Service Total:</b>              |                                 | <b>88,844.00</b>         | <b>88,844.00</b>        | <b>0.00</b>        | <b>6,275.62</b>    | <b>82,568.38</b>                       | <b>7.06%</b>    |
| <b>Fund: 420 - WATER/SEWER FUND Total:</b>                  |                                 | <b>13,248,775.00</b>     | <b>13,248,775.00</b>    | <b>90,697.88</b>   | <b>568,881.86</b>  | <b>12,679,893.14</b>                   | <b>4.29%</b>    |

## Budget Report

For Fiscal: 2025 - 2026 Period Ending: 11/30/2025

|   |                           | Original<br>Total Budget | Current<br>Total Budget | Period<br>Activity  | Fiscal<br>Activity  | Variance<br>Favorable<br>(Unfavorable) | Percent<br>Used |
|---|---------------------------|--------------------------|-------------------------|---------------------|---------------------|--|-----------------|
| <b>Fund: 430 - SOLID WASTE</b>                            |                           |                          |                         |                     |                     |  |                 |
| <b>Department : 3042 - Water / Sewer Administ.</b>        |                           |                          |                         |                     |                     |  |                 |
| <a href="#">430-3042-575000</a>                           | CC Processing Fees        | 0.00                     | 0.00                    | -7,353.99           | -6,127.46           | 6,127.46                               | 0.00 %          |
| <b>Department : 3042 - Water / Sewer Administ. Total:</b> |                           | <b>0.00</b>              | <b>0.00</b>             | <b>-7,353.99</b>    | <b>-6,127.46</b>    | <b>6,127.46</b>                        | <b>0.00%</b>    |
| <b>Department : 7072 - Solid Waste</b>                    |                           |                          |                         |                     |                     |  |                 |
| <a href="#">430-7072-512000</a>                           | Regular Salaries          | 177,219.00               | 177,219.00              | 15,176.25           | 35,426.09           | 141,792.91                             | 19.99 %         |
| <a href="#">430-7072-514000</a>                           | Overtime Salaries         | 25,560.00                | 25,560.00               | 1,819.52            | 3,632.52            | 21,927.48                              | 14.21 %         |
| <a href="#">430-7072-521000</a>                           | Taxes-FICA                | 15,513.00                | 15,513.00               | 1,223.46            | 2,832.61            | 12,680.39                              | 18.26 %         |
| <a href="#">430-7072-522000</a>                           | Retirement Contribution   | 12,167.00                | 12,167.00               | 829.49              | 2,044.49            | 10,122.51                              | 16.80 %         |
| <a href="#">430-7072-522500</a>                           | 457 Match                 | 6,083.00                 | 6,083.00                | 320.92              | 797.62              | 5,285.38                               | 13.11 %         |
| <a href="#">430-7072-523000</a>                           | Insurance-Health          | 48,067.00                | 48,067.00               | 4,064.34            | 7,898.00            | 40,169.00                              | 16.43 %         |
| <a href="#">430-7072-523001</a>                           | Insurance - Dental        | 2,088.00                 | 2,088.00                | 175.92              | 348.80              | 1,739.20                               | 16.70 %         |
| <a href="#">430-7072-523002</a>                           | Insurance - Life          | 1,494.00                 | 1,494.00                | 116.85              | 232.03              | 1,261.97                               | 15.53 %         |
| <a href="#">430-7072-523003</a>                           | Insurance - AD & D        | 138.00                   | 138.00                  | 10.56               | 20.97               | 117.03                                 | 15.20 %         |
| <a href="#">430-7072-524000</a>                           | Worker's Compensation     | 4,629.00                 | 4,629.00                | 0.00                | 1,165.00            | 3,464.00                               | 25.17 %         |
| <a href="#">430-7072-526000</a>                           | Long Term Disability Ins. | 2,361.00                 | 2,361.00                | 127.81              | 253.81              | 2,107.19                               | 10.75 %         |
| <a href="#">430-7072-532000</a>                           | Accounting & Auditing     | 6,000.00                 | 6,000.00                | 0.00                | 0.00                | 6,000.00                               | 0.00 %          |
| <a href="#">430-7072-534000</a>                           | Other Contractual Serv    | 0.00                     | 0.00                    | 0.00                | 113.22              | -113.22                                | 0.00 %          |
| <a href="#">430-7072-537700</a>                           | 001 Admin. Charges        | 45,000.00                | 45,000.00               | 0.00                | 0.00                | 45,000.00                              | 0.00 %          |
| <a href="#">430-7072-537701</a>                           | 410 Admin. Charges        | 25,000.00                | 25,000.00               | 0.00                | 18.13               | 24,981.87                              | 0.07 %          |
| <a href="#">430-7072-541000</a>                           | Cell and Landline Phone   | 0.00                     | 0.00                    | 105.00              | 280.00              | -280.00                                | 0.00 %          |
| <a href="#">430-7072-542500</a>                           | Safety                    | 1,000.00                 | 1,000.00                | 0.00                | 0.00                | 1,000.00                               | 0.00 %          |
| <a href="#">430-7072-544100</a>                           | Rental & Lease - Equip.   | 21,000.00                | 21,000.00               | 0.00                | 0.00                | 21,000.00                              | 0.00 %          |
| <a href="#">430-7072-545000</a>                           | Insurance                 | 158,496.00               | 158,496.00              | 0.00                | 39,624.00           | 118,872.00                             | 25.00 %         |
| <a href="#">430-7072-546100</a>                           | Maintenance - Buildings   | 5,000.00                 | 5,000.00                | 0.00                | 0.00                | 5,000.00                               | 0.00 %          |
| <a href="#">430-7072-546200</a>                           | Maint.-Mach. & Equip.     | 25,000.00                | 25,000.00               | 0.00                | 456.51              | 24,543.49                              | 1.83 %          |
| <a href="#">430-7072-546500</a>                           | Maint. - Vehicles         | 65,000.00                | 65,000.00               | 52.66               | 14,046.41           | 50,953.59                              | 21.61 %         |
| <a href="#">430-7072-551900</a>                           | Solid Waste Disposal      | 800,000.00               | 800,000.00              | 0.00                | 0.00                | 800,000.00                             | 0.00 %          |
| <a href="#">430-7072-552100</a>                           | Fuel                      | 50,000.00                | 50,000.00               | 0.00                | 1,320.18            | 48,679.82                              | 2.64 %          |
| <a href="#">430-7072-552500</a>                           | Uniforms                  | 2,000.00                 | 2,000.00                | 0.00                | 277.35              | 1,722.65                               | 13.87 %         |
| <a href="#">430-7072-552700</a>                           | Operating Supplies        | 35,000.00                | 35,000.00               | 499.00              | 2,844.78            | 32,155.22                              | 8.13 %          |
| <a href="#">430-7072-564000</a>                           | Machinery & Equipment     | 40,000.00                | 40,000.00               | 0.00                | 0.00                | 40,000.00                              | 0.00 %          |
| <a href="#">430-7072-571000</a>                           | Principal                 | 88,772.00                | 88,772.00               | 0.00                | 0.00                | 88,772.00                              | 0.00 %          |
| <a href="#">430-7072-572000</a>                           | Interest Expense          | 31,880.00                | 31,880.00               | 0.00                | 0.00                | 31,880.00                              | 0.00 %          |
| <a href="#">430-7072-575000</a>                           | CC Processing Fees        | 12,000.00                | 12,000.00               | 7,353.99            | 7,353.99            | 4,646.01                               | 61.28 %         |
| <a href="#">430-7072-592000</a>                           | Contingent Expenses       | 230,000.00               | 230,000.00              | 0.00                | 0.00                | 230,000.00                             | 0.00 %          |
| <a href="#">430-7072-592002</a>                           | Pay to Capital Reserve    | 338,533.00               | 338,533.00              | 0.00                | 0.00                | 338,533.00                             | 0.00 %          |
| <b>Department : 7072 - Solid Waste Total:</b>             |                           | <b>2,275,000.00</b>      | <b>2,275,000.00</b>     | <b>31,875.77</b>    | <b>120,986.51</b>   | <b>2,154,013.49</b>                    | <b>5.32%</b>    |
| <b>Fund: 430 - SOLID WASTE Total:</b>                     |                           | <b>2,275,000.00</b>      | <b>2,275,000.00</b>     | <b>24,521.78</b>    | <b>114,859.05</b>   | <b>2,160,140.95</b>                    | <b>5.05%</b>    |
| <b>Report Total:</b>                                      |                           | <b>49,753,269.00</b>     | <b>49,753,269.00</b>    | <b>1,657,214.65</b> | <b>4,378,712.95</b> | <b>45,374,556.05</b>                   | <b>8.80%</b>    |



# Clewiston Fire Department

120 Comercio Street  
Clewiston, Florida 33440

Phone: (863) 983-1499



November 2025

Fire Department Monthly Reports

**Fire Inspections: 2**

**Hydrant Flow test: 0**

**Plan review: 1**

**Fire Calls:**

City: 26

County: 30

Travis Reese, Fire Chief

Tara Dyess, Administrative Assistant



### **Clewiston Golf Course Monthly Report November 2025**

- Rounds are increasing and memberships are up this fiscal year (15 New Members). The golf course is very busy.
- Our Monday Special Rate and Group Rate throughout the week are booming. We have players coming from out of town to play the golf course from everywhere.
- The new irrigation system for the golf course has been working great and has made a real difference in the condition of the golf course.
- Wesco Turf Has delivered the new leased greens mower, rough mower and fairway mower. The new mowers have made a big difference in the condition of the golf course. We leased the mowers for four years at \$43,000 a year.
- The Fall First Tee Program just finished with 20 kids and the Spring Program will start in April.
- Clewiston Golf Course has put a credit card insert on the driving range ball dispenser. This will increase our driving range revenue.
- The golf shop has been fully stocked with updated inventory for the season. Our shop sales are up through Thanksgiving with Christmas coming.
- We are now in full tournament season and player development sessions trying to increase rounds.
- The golf cart fleet is running but we need to start thinking of replacing our golf cart fleet this Summer. (60 Golf carts) \$4700.00 a piece with trade in.
- U.S Sugar Tournament September 6, 2025 (78 Players)
- Clewiston Elks Lodge Tournament September 20, 2025 (60 Players)
- Central County Water Control District Tournament October 24, 2025 (144 Players)
- Clewiston Rotary Club Tournament November 1, 2025 (87 Players)
- His Vision Our Hands Tournament December 6, 2025 (?)
- We have ten more charity tournaments this fiscal year plus in house tournaments.
- Parent-Child Tournament
- Mixed Tournament
- Men's City Championship
- Hendry County Am Tournament
- Glow Ball Tournament (Sugar Festival)
- Ladies St. Patrick's Day Tournament
- Working on a Clewiston Junior Golf Tournament
- FSGA 1 Day Tournament. Met with Florida State Golf Association at Club and they want to hold an event here.
- **Player Development Sessions**
  - All Girls Clinics
  - Ladies Clinics
  - Veterans Clinics





## **Clewiston Golf Course Tournament Schedule 2025-2026**

HCSO Brian Haas Golf Tournament/ February 7, 2026

LPGA Amateur Tournament/ February 21, 2026 **(10am Shotgun)**

V.F.W. Post 10100 Tournament/March 14, 2026

Brad Garrett Memorial Scholarship Tournament/March 28, 2026

Presbyterian Nicaragua Medical Mission Charity Golf Tournament/ April 4, 2026

Clewiston Masters Tournament/April 11, 2026

Moore Haven Terrier Booster Tournament/April 18, 2026

LaBelle Chamber of Commerce Tournament/May 2, 2026

Clewiston Tiger Booster Golf Tournament/ May 9, 2026

United States Sugar Employee Golf Tournament/ September 6, 2025

Clewiston Elks Lodge 1853 Tournament/ September 20, 2025

Sugarland Masonic Lodge Tournament/September 27, 2025

Central County Water Control District Tournament/October 24, 2025 **(Friday)** 8:30am Shotgun

Campbell & Frances Nall Clewiston Rotary Golf Tournament/ November 1<sup>st</sup>, 2025

His Vision Our Hands Stan Wegscheid Memorial Golf Tournament/ December 6, 2025

### **Tournaments & Events**

Men's Club Championship/City Championship

Men's Senior Club Championship

Women's Club Championship

Husband-Wife/Mixed Championship

Parent-Child Championship

2-Person Team Championship

### **Player Development Programs**

First Tee Program

Junior Golf Camp

PGA Junior League

Men's League

Skins Game

Men/Women Instructional Golf Clinics

Junior Instructional Golf Clinics



## HOURS OF OPERATION

### WINTER (Oct 1 - May 14)

|               |                       |
|---------------|-----------------------|
| Pro-Shop      | 7:15 A.M. - 5:00 P.M. |
| Tee Times     | 7:30 A.M. - 4:15P.M.  |
| Walking       | All Day               |
| Driving Range | 7:30 A.M. - 9:00 P.M. |
| Carts Due In  | 5:45 P.M.             |

### SUMMER (May 15- Sep 30)

|               |                       |
|---------------|-----------------------|
| Pro-Shop      | 7:45 A.M. - 5:30 P.M. |
| Tee Times     | 8:00 A.M. - 5:30 P.M. |
| Walking       | All Day               |
| Driving Range | 8:00 A.M. - 9:00 P.M. |
| Carts Due In  | 7:15 P.M.             |

### HOLIDAYS

|               |                       |
|---------------|-----------------------|
| Pro-Shop      | 7:15 A.M. - 3:00 P.M. |
| Tee Times     | 7:30 A.M. - 2:30 P.M. |
| Driving Range | 7:30 A.M. - 3:00 P.M. |
| Carts Due In  | 5:00 P.M.             |

## CLOSED THANKSGIVING AND CHRISTMAS DAY

*Times and restrictions subject to change*

*Dress Code enforced*



## MEMBERSHIPS - ANNUAL

### TOTAL

|                      |            |  |  |
|----------------------|------------|--|--|
| Single               | \$1,341.85 |  |  |
| Single (65 and Over) | \$1,202.61 |  |  |
| Husband & Wife       | \$1,949.47 |  |  |
|                      |            |  |  |
|                      |            |  |  |
| Members Walk Free    |            |  |  |

## MEMBERSHIPS - 6 MONTHS

### TOTAL

|                      |            |  |  |
|----------------------|------------|--|--|
| Single               | \$898.79   |  |  |
| Single (65 and Over) | \$822.82   |  |  |
| Husband & Wife       | \$1,329.21 |  |  |
|                      |            |  |  |
| Members Walk Free    |            |  |  |

## MEMBERSHIPS - 3 MONTHS

### TOTAL

|                   |            |  |  |
|-------------------|------------|--|--|
| Single            | \$841.82   |  |  |
| Husband & Wife    | \$1,117.30 |  |  |
|                   |            |  |  |
| Members Walk Free |            |  |  |

## Driving Range Fees

### TOTAL

|              |         |  |  |
|--------------|---------|--|--|
| Large Bucket | \$10.00 |  |  |
| Small Bucket | \$8.00  |  |  |
|              |         |  |  |
|              |         |  |  |

*All rates and payment plans subject to change*

*\*Payment plans include an administration fee*

*All rates include tax*

## OTHER SERVICES

GHIN Service, Club Rentals, Golf Lessons and Club Repair

## LOCKERS & BAG STORAGE

|                     |          |
|---------------------|----------|
| Bag Storage/Annual  | \$139.22 |
| Bag Storage/6 Month | \$69.62  |
| Lockers - Large     | \$101.26 |
| Lockers - Small     | \$88.60  |

Member /Cart 18 Holes \$28.00

Member /Cart 9 Holes \$14.00

Non-Member 18 Holes W/Cart \$57.00

Non-Member 9 Holes W/Cart \$28.50

Trail Fee 18 Holes \$23.00 Trail Fee 9 Holes \$11.50

Non-Member Walk 18 Holes Before 1:30pm \$40.00

Non-Member Walk 9 Holes Before 1:30pm \$20.00

Non-Member Walk 18 Holes After 1:30pm \$30.00

Non-Member Walk 9 Holes After 1:30pm \$15.00

Non-Member Group Rate(12 Players) 18 Holes W/Cart \$52.00

Monday Special 18 Holes W/Cart After 12pm \$43.00

Rider Fee/Non-Player \$15.00

## May 15-Sep 30 Summer Rates

(Pay for 18 holes play as many as you want in the same day)

Non-Member Summer Rate 18 Holes \$43.00

Non-Member Summer Rates 9 Holes \$21.50

Clewiston Golf Course  
1201 San Luiz Ave. Clewiston FL 33440  
Pro Shop: 863-983-1448



## **CLEWISTON GOLF COURSE TOURNAMENT CONTRACT**

### **Tournament Information:**

Company/Organization: \_\_\_\_\_

Tournament Director: \_\_\_\_\_ Phone: \_\_\_\_\_

Street Address: \_\_\_\_\_ City: \_\_\_\_\_

State: \_\_\_\_\_ Zip Code: \_\_\_\_\_ Email: \_\_\_\_\_

**MUST BOOK TOURNAMENT NINETY (90) DAYS PRIOR TO EVENT WITH \$250.00 DEPOSIT**

Date of Event 1<sup>st</sup> Choice: \_\_\_\_\_ 2<sup>nd</sup> Choice: \_\_\_\_\_ Starting Time: \_\_\_\_\_

### **Tournament Options:**

Type of Tournament:

4 Person Scramble    3 Person Scramble

Closest-to-Pin    Yes    No    What Holes?    2    9    13    15

Long Drive    Men    Women

Closest-to-Line    Yes    No

Number of Holes:    18 Holes    9 Holes

Type of Start:    Shotgun Start (All Start At Same Time 50 Players Required)    Tee Times

### **Additional Comments:**

---

---

---

---

### **Golf Cart Agreement:**

If extra carts are needed, they will be ordered one (1) week prior to the tournament. Extra carts are billed at \$\_\_\_\_\_ per cart regardless whether they are used or not.

No more than 2 persons per golf cart or 2 bags at any time.

No person under the age of 16 and/or without a valid driver's license is permitted the use of the golf cart at any time.

Golf Cart must stay back 30 feet from greens, tees and water hazards at all times.

No cart is permitted on green banks or tee banks at any time.

Drive carefully. Maintain a firm grip on the steering wheel at all times. Do not spin wheels.

Golf cart parking brake must be engaged and set before leaving golf cart.

Clewiston Golf Course reserves the right to refuse the use of carts to any person not following these and other rules without refunding fee.

If not told otherwise, always use the 90 degree rule with golf cart.

The renter and/or renters are financially responsible for any damage done or caused by ill use and/or misuse of said golf cart resulting in damage to the golf course, golf cart and/or persons.

\_\_\_\_\_  
Initials

### **Terms:**

Roster: A list of players must be provided no later than 3 days before the tournament.

Cancellation: A **\$250** cancellation fee will be charged if a cancellation is made 10 or less days prior to the event.

Speed of Play: Please make your players aware of the need for speed of play. Club marshals have the authority to move slow players aside so that golfers in following groups are not delayed an unreasonable time.

Dress Code: All players must be properly attired and no metal spikes allowed.

As Tournament Director, I agree to inform all tournament participants and/or individuals associated with said event of all rules pertaining to the golf course and any rules associated with the course and/or event.

Tournament Director Signature: \_\_\_\_\_ Date: \_\_\_\_\_

Director of Golf: \_\_\_\_\_ Date: \_\_\_\_\_

### **Clewiston Golf Course Responsibility:**

Furnish ice for coolers

Furnish scorecards, scoreboard, gift certificates, closest-to-pin markers, long drive markers and closest-to-line markers.

Cart set-up.

Additional services will have to be approved by Clewiston Golf Course/City Manager.

Director of Golf: \_\_\_\_\_

Date: \_\_\_\_\_

**Tournament Director Responsibility:**

Fill drink box/coolers with drinks.

Provide beer or soda wagons for roaming the golf course while tournament is being played.

Set-up tables, chairs, etc., that will be used for raffles, registration, etc.

Placement of signs/advertisements on holes or around golf course, if needed.

Clean up and Pick up of Signs, Coolers, Tables and Chairs.

Any Clewiston Golf Course employees that are needed to assist with the event/tournament causing overtime for those employees, the event/tournament will be invoiced for charges at \$20.00 per hour for each person, payable to the City of Clewiston.

**Damages: You are responsible for any damages to the Clewiston Golf Course property or equipment that occurs during this event.**

\_\_\_\_\_  
Tournament Director

Date: \_\_\_\_\_

Approved:

\_\_\_\_\_  
Director of Golf

Date: \_\_\_\_\_

## **CLEWISTON GOLF COURSE TOURNAMENT OPTIONS**

The following is a list of pricing options for events held at Clewiston Golf Course:

Date of Event: \_\_\_\_\_

Event Title: \_\_\_\_\_

**\*\*\* October-March tournaments \$45.00 per player plus tax with 80 players or more.  
October-March tournaments \$3600.00 plus tax with less than 80 players.**

**April-September tournaments \$40.00 per player plus tax with 50 players or more.**

**Tax Exempt: Must provide Clewiston Golf Course with updated tax exempt certificate and no tax will be charged.**

**Minimum of 50 players to be considered a tournament.**

**A \$250.00 deposit is required. Please make checks payable to: City of Clewiston.**

**\*\*\* The price will be \$100.00 plus tax unless tax exempt to use the Country Club after your tournament. If tax exempt must provide the Country Club with tax exempt certificate. The \$100.00 fee must be settled up with the Country Club (863-983-8641).**

Yes      No

**The golf course will not be responsible for the following:**

1.      Icing down of event beverages.
2.      Placement of sponsorship signs and removal of sponsorship signs
3.      Installation of banners. Location of banners and signs must be approved by the Director of Golf.
4.      Supply of beverage cart.
5.      Placement or recovery of coolers or additional garbage cans on the golf course.
6.      Any clean up involved with cooking or supplying of food.
7.      Any requests deemed by the Director of Golf to be a cost to the City of Clewiston.
8.      Supply of tables and chairs.

\_\_\_\_\_  
Tournament Director

\_\_\_\_\_  
Director of Golf

- Library staff provided ready reference/computer assistance, circulation activities, and patron programming to 1,358 patrons this month.
- **Circulation stats**
  - Check Ins-985
  - Check Outs-1,073
  - Renewals-110
  - Adult Library Programs-10
  - Children's Library Programs-25
  - Overall Adult Program Attendance-72
  - Overall Children Program Attendance-248
- This month's programming activities have included:
  - **Mahjong Club-** This tile-based game was developed in the 19th century in China and has spread throughout the world since the early 20th century.
    - Adult patrons are enjoying this new, exciting game offered on Mondays and Thursday from 11 a.m. to 1 p.m.
    - If you are interested in participating, yet the timeframe is a hindrance, the Library is seeking your feedback!! Once we receive your comments and suggestions, the club is willing to offer an additional session later in the day or simply change their current schedule. Be sure to let us know what works best for you!
    - 42 participants



- **Adult Sewing Club-Mats for the Cats**
  - Meets every Tuesday from 10:00 am to Noon in order to sew mats (crate inserts) for the adorable felines at the Clewiston Animal Shelter. Each mat is created from donated materials (bedspreads, blankets, etc.) Stop in to contribute to this great cause, learn basic sewing skills all while socializing with friends.
- **Sewing Club**
  - This class was limited to adults (18+), but due to the high demand from parents and children, staff lowered the age range but parental supervision was/is required if under 18.
  - 7 adults and 11 children participated





### ○ **Creating Fun with Cricut**

- Participants, children and adults, enjoyed creating their own, custom mugs. From brainstorming what design they'd like to create, editing it on the laptops, weeding, and then adhering them to their cups was a blast.
- 6 adults and 16 children participated



### ○ **STEM-A-PALOOZA-6<sup>th</sup>** at 3:30 (5-13 yr. old)

- Children learned how to use Air Toobz and coding with Dash robot. A huge “Thank You” goes to SWFLN (Southwest Florida Library Network) who provides this as well as many other of our robotic needs through their reservation system.
- A Bit about the Robots:
  - Recommended for: Grades K–5 and library makerspaces — ideal for coding clubs, robotics rotations, and collaborative STEM programs
  - The Dash 12 Pack equips your space with a full set of 12 Dash robots, enabling small groups to explore coding, robotics, and creative problem-solving. With engaging built-in features and intuitive programming, Dash empowers young learners to animate stories, solve challenges, and design interactive robot behaviors.
    - Key Features:
      - All-Inclusive Robotics Set: Each Dash robot comes with sensors, motors, LEDs, audio, and more—ready to program out of the box.



- Multi-Group Friendly: With 12 units in one kit, you can support multiple stations or teams working simultaneously.
- Progressive Coding Options: Start with block-based coding apps for beginners and scale up to more advanced logic challenges.
- Built for Play & Learning: Encourages exploration, iteration, debugging, creativity, and computational thinking through playful robotics.
- 3 adults and 11 children participated



- **Game On!-**
  - Children enjoyed a variety of games and hands on activities from learning how to use the Taiko Drum, playing classic board games and experiencing Virtual Reality through our headsets.
  - 2 adults and 9 children attended
- **Medicare Open Enrollment -**
  - SHINE provided a full day of information for adults and assisted with their Medicare enrollment needs.
- **Adult Book Club-**
  - Participants met two days this month to discuss their newest title, *"The Heaven and Earth Grocery Store"* by James McBride.
  - 14 adults attended
- **Art Workshop (kids)-**
  - Painting fun



- **Painting Workshop with Mary Thomas-**
  - What an incredible time we had at the Painting workshop! Huge shout-out to our very own artist, Mary N. Thomas, for guiding us through every brushstroke and to Ellie Schlager for keeping everything running smoothly!
  - 13 adults enjoyed this event





○ **Lego Challenge Winner**




## Additional Programs and Events:


- Be sure to check out our monthly events calendar

**IMPORTANT.....please be sure to check if the activity you and/or your child is interested in joining has a small, themed icon next to it. If so, these programs must be registered for due to limitations on quantity. To register simply give us a call or stop by the library and we'll be sure to add you/them to the list. Thank you for your understanding.**

For example, you'll see for the month of November, it was a Fall Leaf.

For the month of December, the icon is a Mistletoe)\*\*\*

| <div>  <b>CLEWISTON PUBLIC LIBRARY</b><br/> <b>NOVEMBER 2025</b> </div> <div> <b>LIBRARY HOURS</b><br/>           MONDAY: 9 AM–5 PM<br/>           TUESDAY: 9 AM–6 PM<br/>           WEDNESDAY: 9 AM–6 PM<br/>           THURSDAY: 9 AM–6 PM<br/>           FRIDAY: 9 AM–5 PM<br/>           SATURDAY &amp; SUNDAY: CLOSED         </div> |  |  |  |  |  |          |
|--|--|--|--|--|--|----------|
| SUNDAY   | MONDAY   | TUESDAY  | WEDNESDAY  | THURSDAY   | FRIDAY   | SATURDAY |
| Curl up with our November Book Club pick—"The Heaven & Earth Grocery Store" by James McBride!<br>Please take note of the programs that require registration; they are marked with the 🍂 symbol.<br>For more information, call the library at 863-983-1493.<br>Events may be added or subject to change.  |  |  |  |  |  | 1        |
| 2  | 3<br>Virtual Teen's Hangout<br>🍂 3:30 PM                                   | 4 Mats for the Cats<br>10:00 AM–12:00 PM<br>Crochet Club<br>🍂 3:30 PM<br>Ages 18+<br>Gaming Club<br>3:30 PM<br>Ages 7+ 🍂               | 5 Creating w/ Cricut<br>10:00 AM<br>Ages 18+<br>Mug Making w/Cricut<br>🍂 Ages 8-13<br>3:30 PM                                | 6 Mahjong Club<br>11:00 AM–1:00 PM<br>STEM-A-PALOOZA<br>3:30 PM<br>Ages 5-13   | 7 VR Exploration<br>🍂 Ages 11+<br>3:30 PM  | 8        |
| 9  | 10<br>Game On!<br>🍂 3:30 PM<br>Ages 11+                                    | 11<br>Library CLOSED<br>🇺🇸   | 12 Medicare Open Enrollment<br>10:00 AM–12:00 PM<br>Sewing Club<br>🍂 3:30 PM<br>Ages 7-13<br>Moffit Cancer Center<br>5:00 PM | 13 Mahjong Club<br>10:00 AM–12:00 PM<br>Art Workshop<br>3:30 PM<br>Ages 5-13<br>Painting Workshop<br>w/ Mary Thomas<br>5:15 PM<br>🍂 Ages 11+ | 14 VR Exploration<br>10:00 AM<br>Ages 11+<br>Murder Mystery<br>🍂 3:30 PM<br>Ages 14+             | 15       |
| 16   | 17 Book Club<br>2:00 PM<br>Ages 18+<br>Virtual Teen's Hangout<br>3:30 PM 🍂 | 18 Mats for the Cats<br>10:00 AM–12:00 PM<br>Crochet Club<br>🍂 3:30 PM<br>Ages 18+<br>Hidden Picture Challenge<br>3:30 PM<br>Ages 5-13 | 19 Social Hour<br>10:00 AM<br>Book Club<br>3:15 PM<br>Ages 18+<br>1 Spy Challenge<br>3:30 PM<br>Ages 5-13                    | 20 Mahjong Club<br>11:00 AM–1:00 PM<br>Level Up!<br>Giant Game Challenge<br>3:30 PM<br>Ages 5+   | 21 VR Exploration<br>🍂 3:30 PM<br>Ages 11+<br>Bowser's Library Challenge<br>3:30 PM<br>Ages 5-13 | 22       |
| 23<br>🍂 30   | 24<br>VR Exploration<br>🍂 10:30 AM<br>Ages 11+                             | 25 Mats for the Cats<br>10:00 AM–12:00 PM<br>Crochet Club<br>🍂 3:30 PM<br>Ages 18+   | 26<br>Grab-n-Go Crafts<br>🍂 10:30 AM<br>Ages 5-11  | 27<br>Library CLOSED<br>Happy Thanksgiving   | 28   | 29       |

| <div>  <b>CLEWISTON PUBLIC LIBRARY</b><br/> <b>DECEMBER 2025</b> </div> <div> <b>LIBRARY HOURS</b><br/>           MONDAY: 9 AM–5 PM<br/>           TUESDAY: 9 AM–6 PM<br/>           WEDNESDAY: 9 AM–6 PM<br/>           THURSDAY: 9 AM–6 PM<br/>           FRIDAY: 9 AM–5 PM<br/>           SATURDAY &amp; SUNDAY: CLOSED         </div> |  |   |  |   |  |          |
|--|--|---|--|---|--|----------|
| SUNDAY   | MONDAY   | TUESDAY   | WEDNESDAY  | THURSDAY  | FRIDAY   | SATURDAY |
|  | 1 Mahjong Club<br>11:00 AM–1:00 PM<br>Virtual Teen's Hangout<br>🍂 3:30 PM  | 2 Mats for the Cats<br>10:00 AM–12:00 PM<br>Crochet Club<br>🍂 3:30 PM<br>Ages 11+<br>Gaming Club<br>3:30 PM<br>Ages 7+ 🍂  | 3 Sewing Club<br>🍂 3:30 PM<br>Ages 7+  | 4 Mahjong Club<br>11:00 AM–1:00 PM<br>DIY Shrinky Dinks<br>3:30 PM<br>Ages 7+   | 5 VR Exploration<br>Ages 11+<br>3:30 PM<br>Anime Club<br>🍂 Ages 11+<br>3:30 PM | 6        |
| 7  | 8 Mahjong Club<br>11:00 AM–1:00 PM<br>Game On!<br>3:30 PM<br>Ages 12+      | 9 Mats for the Cats<br>10:00 AM–12:00 PM<br>Crochet Club<br>🍂 3:30 PM<br>Ages 11+<br>Gaming Club<br>3:30 PM<br>Ages 7+ 🍂  | 10 Crafternoon<br>🍂 3:30 PM<br>Ages 7-13   | 11 Mahjong Club<br>11:00 AM–1:00 PM<br>Winter Card Making Workshop<br>🍂 3:30 PM<br>Ages 7+  | 12<br>CLOSED at noon<br>Still Christmas Luncheon                               | 13       |
| 14   | 15 Mahjong Club<br>11:00 AM–1:00 PM<br>Virtual Teen's Hangout<br>🍂 3:30 PM | 16 Mats for the Cats<br>10:00 AM–12:00 PM<br>Crochet Club<br>🍂 3:30 PM<br>Ages 11+<br>Gaming Club<br>3:30 PM<br>Ages 7+ 🍂 | 17 Book Club<br>2:00 & 5:15 PM<br>Winter Wonderland Nailed It!<br>🍂 Ages 7+<br>3:30 PM | 18 Mahjong Club<br>11:00 AM–1:00 PM<br>DIY Snowman Lantern<br>11:00 AM & 3:30 PM<br>Ages 7+ 🍂   | 19 VR Exploration<br>2:30 PM<br>Ages 11+                                       | 20       |
| 21   | 22   | 23  | 24<br>Library CLOSED<br>Merry Christmas  | 25  | 26   | 27       |
| 28   | 29   | 30  | 31<br>Library CLOSED<br>Happy New Year   | Please take note of the programs that require registration; they are marked with the 🍂 symbol.<br>Events may be added or subject to change. |  |          |

## Parks and Recreation Department Activity in November 2025

### **John Boy**

- Welcome Ceremony for Fish Tournament
- Tiger Booster
- STEM Family Night
- Chili Bingo

### **Beardsley Room**

- U.S. Sugar training
- Paint night (12 Participants)

### **Youth Center-**

- Sugar dolls- Weekly every Tuesday
- Zumba classes- Every Monday and Wednesday
- DIME- Weekly every Wednesday & Thursday
- Taekwondo Classes- Monday & Wednesday & Friday
- Chair Yoga- Monday through Friday
- Party (2)
- Thanksgiving break camp for students 24<sup>th</sup>-26<sup>th</sup>, lunch sponsors - McDonald's, Main Street
- Family painting night 25<sup>th</sup>
- Princess of the Glades meeting
- Girls scout interest meeting

### **Parks & Pavilions-**

6 events in the month of November

### **Sports Complex-**

Ballfield #4 is complete

Weekly frequency of soccer fields now that soccer games have commenced:

Week of 11/3; 2.3k visitors | Week of 11/10; 1.8k visitors | Week of 11/17; 1.5k visitors





# CLEWISTON POLICE DEPARTMENT

## CALL HISTORY LISTING

Printed By:  
TCOHENS  
Printed On:  
12/01/2025 08:35:26

| Incident Number                                     | Date/Time                                      | Complaint           | Location             | Disposition Codes | Offense Number |
|---|--|---------------------|----------------------|-------------------|----------------|
| CLPD25CAD029913<br>PUnit: 551 JONES W               | 11/01/2025 12:28:45                            | ASSIST OTHER AGENCY | L1 DIKE RD           | S60 D             |                |
| CLPD25CAD030150<br>PUnit: 551 JONES W               | 11/03/2025 20:55:23<br>BUnit1: 507 BUnit2: 515 | ANIMAL COMPLAINT    | 965 W SUGARLAND HWY  | S35 Z             |                |
| CLPD25CAD030212<br>PUnit: 551 JONES W               | 11/04/2025 10:41:15                            | ACO-PATROL-CITY     | 514 SAN LUIZ AVE     | S35 Z 42          |                |
| CLPD25CAD030214<br>PUnit: 551 JONES W               | 11/04/2025 11:07:34                            | ACO-TRANSPORT       | 5580 W SR 80         | S35T Z 0          |                |
| CLPD25CAD030297<br>PUnit: 551 JONES W               | 11/05/2025 8:51:10<br>BUnit1: 511              | ACO-PATROL-CITY     | 104 BOND ST          | S35 Z 42          |                |
| CLPD25CAD030435<br>PUnit: 551 JONES W               | 11/06/2025 19:16:57<br>BUnit1: 541             | ACO-PATROL-CITY     | 1300 S OLYMPIA ST    | S80 G 42          |                |
| CLPD25CAD030519<br>PUnit: 551 JONES W               | 11/07/2025 21:30:31                            | ACO-PATROL-CITY     | W ARROYO AVE         | S80 Z 42          |                |
| CLPD25CAD030845<br>PUnit: 551 JONES W               | 11/12/2025 10:03:06                            | ACO-PATROL-CITY     | ROYAL PALM AVE       | S35 Z 42          |                |
| CLPD25CAD030853<br>PUnit: 551 JONES W               | 11/12/2025 14:23:08                            | ACO-PATROL-CITY     | 209 CYPRESS AVE      | S35 Z 42          |                |
| CLPD25CAD030942<br>PUnit: 551 JONES W               | 11/13/2025 13:24:37                            | ACO-PATROL-CITY     | 242 E CIRCLE DR      | S35 Z 42          |                |
| CLPD25CAD031253<br>PUnit: 505 CONYERS L BUnit1: 551 | 11/18/2025 1:19:41                             | TRAFFIC STOP        | 1024 W SUGARLAND HWY | S75 H 42          |                |
| CLPD25CAD031284<br>PUnit: 551 JONES W               | 11/18/2025 17:15:48                            | ANIMAL COMPLAINT    | 539 E PASADENA AVE   | S35 Z             |                |
| CLPD25CAD031290<br>PUnit: 551 JONES W               | 11/18/2025 19:58:34                            | ANIMAL COMPLAINT    | 718 CENTRAL AVE      | S35 Z             |                |
| CLPD25CAD031402<br>PUnit: 551 JONES W               | 11/20/2025 10:45:29                            | ACO-PATROL-CITY     | 718 CENTRAL AVE      | S35 K 42          |                |
| CLPD25CAD031404<br>PUnit: 551 JONES W               | 11/20/2025 11:02:09                            | ACO-PATROL-CITY     | 302 CIRCLE           | S35 Z 42          |                |



# CLEWISTON POLICE DEPARTMENT

## CALL HISTORY LISTING

Printed By  
TCOHENS  
Printed On  
12/01/2025 08:35:27

| Incident Number                       | Date/Time                          | Complaint        | Location             | Disposition Codes | Offense Number |
|---------------------------------------|------------------------------------|------------------|----------------------|-------------------|----------------|
| CLPD25CAD031411<br>PUnit: 551 JONES W | 11/20/2025 15:17:19<br>BUnit1: 550 | ANIMAL COMPLAINT | 1005 W SUGARLAND HWY | S35 U             |                |
| CLPD25CAD031434<br>PUnit: 551 JONES W | 11/21/2025 7:49:37                 | ACO-PATROL-CITY  | 513 E SAGAMORE AVE   | S35 Z             |                |
| CLPD25CAD031439<br>PUnit: 551 JONES W | 11/21/2025 10:59:53                | ANIMAL COMPLAINT | 443 E PASADENA AVE   | S35 Z             |                |

# Animals Inducted by Date and Species



Criteria:  
Enter from date: 11/01/2025  
Enter to date: 11/30/2025

## Cat

| Code     | Name                    | Type          | Brought In | By | Owner | Time On Shelter |
|----------|-------------------------|---------------|------------|----|-------|-----------------|
| S2025173 | <a href="#">Dancer</a>  | S (Stray Cat) | 11/03/2025 |    |       | 4 weeks.        |
| S2025174 | <a href="#">Linc</a>    | S (Stray Cat) | 11/12/2025 |    |       | 3 days.         |
| F2025036 | <a href="#">Lia</a>     | F (Feral Cat) | 11/21/2025 |    |       | 1 week.         |
| S2025175 | <a href="#">Gwydyon</a> | S (Stray Cat) | 11/21/2025 |    |       | 1 week.         |
| F2025035 | <a href="#">Haley</a>   | F (Feral Cat) | 11/21/2025 |    |       | 1 week.         |

Total Cat: 5

## Dog

| Code     | Name                    | Type                | Brought In | By | Owner | Time On Shelter |
|----------|-------------------------|---------------------|------------|----|-------|-----------------|
| B2025001 | <a href="#">Holly</a>   | B (Boarding Animal) | 11/02/2025 |    |       | 6 days.         |
| B2025002 | <a href="#">Molly</a>   | B (Boarding Animal) | 11/02/2025 |    |       | 6 days.         |
| A2025163 | <a href="#">Colby</a>   | A (Stray Dog)       | 11/06/2025 |    |       | 3 weeks.        |
| A2025164 | <a href="#">Yakky</a>   | A (Stray Dog)       | 11/10/2025 |    |       | 3 weeks.        |
| D2025073 | <a href="#">Polo</a>    | D (Dog)             | 11/19/2025 |    |       | 1 week.         |
| D2025074 | <a href="#">Reginal</a> | D (Dog)             | 11/20/2025 |    |       | 1 day.          |
|          |                         |                     |            |    |       |                 |

|          |                      |               |            |  |  |         |
|----------|----------------------|---------------|------------|--|--|---------|
| D2025075 | <a href="#">Pac</a>  | D (Dog)       | 11/20/2025 |  |  | 1 day.  |
| A2025165 | <a href="#">Runa</a> | A (Stray Dog) | 11/25/2025 |  |  | 6 days. |

Total Dog: 8

**Total animals: 13**



# CLEWISTON POLICE DEPARTMENT

## CALL HISTORY LISTING

Printed By:  
TCOHEN  
Printed On:  
12/01/2025 08:34:4

| Incident Number                                      | Date/Time           | Complaint        | Location             | Disposition Codes | Offense Number |
|--|---------------------|------------------|----------------------|-------------------|----------------|
| CLPD25CAD030117<br>PUnit: 550 ORINA H                | 11/03/2025 11:23:51 | BUSY-LUNCH BREAK | 410 W ARROYO AVE     | S80 Z             |                |
| CLPD25CAD030474<br>PUnit: 550 ORINA H                | 11/07/2025 7:49:29  | ACO-TRANSPORT    | 2620 WORTH AVE       | S35T Z 0          |                |
| CLPD25CAD030484<br>PUnit: 550 ORINA H                | 11/07/2025 13:55:37 | ACO-TRANSPORT    | 7551 E SR 80         | S35T Z 0          |                |
| CLPD25CAD030755<br>PUnit: 550 ORINA H                | 11/10/2025 11:13:04 | BUSY-LUNCH BREAK | 410 W ARROYO AVE     | S80 Z             |                |
| CLPD25CAD030842<br>PUnit: 550 ORINA H                | 11/12/2025 7:25:07  | ACO-TRANSPORT    | 10403 SOUTHERN BLVD  | S35T Z 0          |                |
| CLPD25CAD031015<br>PUnit: 550 ORINA H                | 11/14/2025 8:42:39  | ACO-TRANSPORT    | 1050 COMMERCE DR     | S35T Z 0          |                |
| CLPD25CAD031026<br>PUnit: 550 ORINA H                | 11/14/2025 15:04:44 | ACO-TRANSPORT    | 1050 COMMERCE DR     | S35T Z 0          |                |
| CLPD25CAD031207<br>PUnit: 550 ORINA H                | 11/17/2025 8:53:23  | ACO-TRANSPORT    | 220 RODEO DR         | S35T L 0          |                |
| CLPD25CAD031362<br>PUnit: 550 ORINA H                | 11/19/2025 12:03:42 | ACO-PATROL-CITY  | 334 E TRINIDAD AVE   | S35 Z 42          |                |
| CLPD25CAD031411<br>PUnit: 551 JONES W<br>BUnit1: 550 | 11/20/2025 15:17:19 | ANIMAL COMPLAINT | 1005 W SUGARLAND HWY | S35 U             |                |
| CLPD25CAD031438<br>PUnit: 550 ORINA H                | 11/21/2025 10:03:41 | ACO-TRANSPORT    | 1050 COMMERCE DR     | S35T Z 0          |                |
| CLPD25CAD031733<br>PUnit: 550 ORINA H                | 11/26/2025 13:11:43 | BUSY-LUNCH BREAK | 410 W ARROYO AVE     | S80 Z             |                |



# Call Summary

Clewiston PD

4425 West State Road 80

La Belle, FL 33935 County: Hendry

Year: 2025  
Agency Affiliation: Police  
PSAP Size: Extra Large

Report Date: 12/01/2025 02:09:16  
Report Date From: 11/01/2025  
Report Date To: 11/30/2025  
Period Group: Month  
Days Of Week: All  
Call Type: 911 Calls  
Abandoned Filters: Include Abandoned  
NSI Filters: NSI Included in 911 Totals  
Agency Affiliation: All  
PSAP Size: All

|     |                   | November 2025 | Total |
|-----|-------------------|---------------|-------|
| 911 | Inbound           | 530           | 530   |
|     | Abandoned         | 55            | 55    |
|     | Abandoned %       | 9.40%         | 9.40% |
|     | Unparsed          | 0             | 0     |
|     | Total             | 585           | 585   |
|     | Avg Call Duration | 66.9          | 66.9  |
|     | Total             | 585           | 585   |

# PSAP Ring Time

Clewiston PD

4425 West State Road 80

La Belle, FL 33935

County: Hendry

Month - Year: November 2025

Agency Affiliation: Police

PSAP Size: Extra Large

Report Date: 12/01/2025 02:09:18

Report Date From: 11/01/2025

Report Date To: 11/30/2025

Period Group: Month

Time Group: 60 Minute

Time Block: 00:00 - 23:59

Days Of Week: All

Call Type: 911 Calls

Abandoned Filters: Include Abandoned

Agency Affiliation: All

PSAP Size: All

The PSAP Ring Time Report is representative of the agent's answer time experience. Ring-to-Answer is measured from the time of presentation at the station to the time of agent answer (Ring Seconds Only).

| Call Hour  | Ring Times In Seconds |        |         |         |         |          |       | Total | Avg.<br>Duration | % with Ring |           |           |           |
|------------|-----------------------|--------|---------|---------|---------|----------|-------|-------|------------------|-------------|-----------|-----------|-----------|
|            | 0 - 10                | 11-15  | 16 - 20 | 21 - 40 | 41 - 60 | 61 - 120 | 120+  |       |                  | ≤ 10 Secs   | ≤ 15 Secs | ≤ 20 Secs | ≤ 40 Secs |
| 00:00      | 14                    | 0      | 0       | 0       | 0       | 0        | 0     | 14    | 63.5             | 100.00%     | 100.00%   | 100.00%   | 100.00%   |
| 01:00      | 5                     | 1      | 1       | 0       | 1       | 0        | 0     | 8     | 80.0             | 62.50%      | 75.00%    | 87.50%    | 87.50%    |
| 02:00      | 7                     | 2      | 1       | 0       | 0       | 0        | 0     | 10    | 82.3             | 70.00%      | 90.00%    | 100.00%   | 100.00%   |
| 03:00      | 4                     | 2      | 0       | 0       | 0       | 0        | 0     | 6     | 83.3             | 66.67%      | 100.00%   | 100.00%   | 100.00%   |
| 04:00      | 4                     | 3      | 0       | 0       | 0       | 0        | 0     | 7     | 91.7             | 57.14%      | 100.00%   | 100.00%   | 100.00%   |
| 05:00      | 1                     | 2      | 1       | 0       | 0       | 0        | 0     | 4     | 56.0             | 25.00%      | 75.00%    | 100.00%   | 100.00%   |
| 06:00      | 14                    | 4      | 0       | 0       | 0       | 0        | 0     | 18    | 60.7             | 77.78%      | 100.00%   | 100.00%   | 100.00%   |
| 07:00      | 26                    | 0      | 0       | 0       | 0       | 0        | 0     | 26    | 73.3             | 100.00%     | 100.00%   | 100.00%   | 100.00%   |
| 08:00      | 16                    | 3      | 0       | 0       | 0       | 0        | 0     | 19    | 50.8             | 84.21%      | 100.00%   | 100.00%   | 100.00%   |
| 09:00      | 34                    | 4      | 2       | 0       | 0       | 0        | 0     | 40    | 38.5             | 85.00%      | 95.00%    | 100.00%   | 100.00%   |
| 10:00      | 28                    | 5      | 1       | 0       | 0       | 0        | 0     | 34    | 45.8             | 82.35%      | 97.06%    | 100.00%   | 100.00%   |
| 11:00      | 43                    | 10     | 3       | 0       | 0       | 0        | 0     | 56    | 65.4             | 76.79%      | 94.64%    | 100.00%   | 100.00%   |
| 12:00      | 34                    | 4      | 1       | 0       | 0       | 0        | 0     | 39    | 51.6             | 87.18%      | 97.44%    | 100.00%   | 100.00%   |
| 13:00      | 33                    | 2      | 1       | 0       | 0       | 0        | 0     | 36    | 76.2             | 91.67%      | 97.22%    | 100.00%   | 100.00%   |
| 14:00      | 34                    | 2      | 0       | 0       | 0       | 0        | 0     | 36    | 83.0             | 94.44%      | 100.00%   | 100.00%   | 100.00%   |
| 15:00      | 31                    | 0      | 0       | 0       | 0       | 0        | 0     | 31    | 73.1             | 100.00%     | 100.00%   | 100.00%   | 100.00%   |
| 16:00      | 38                    | 4      | 0       | 0       | 0       | 0        | 0     | 42    | 72.8             | 90.48%      | 100.00%   | 100.00%   | 100.00%   |
| 17:00      | 41                    | 3      | 0       | 0       | 0       | 0        | 0     | 44    | 58.6             | 93.18%      | 100.00%   | 100.00%   | 100.00%   |
| 18:00      | 30                    | 2      | 1       | 1       | 0       | 0        | 0     | 34    | 74.8             | 88.24%      | 94.12%    | 97.06%    | 100.00%   |
| 19:00      | 17                    | 2      | 0       | 0       | 0       | 0        | 0     | 19    | 58.1             | 89.47%      | 100.00%   | 100.00%   | 100.00%   |
| 20:00      | 19                    | 2      | 2       | 0       | 0       | 0        | 0     | 23    | 89.3             | 82.61%      | 91.30%    | 100.00%   | 100.00%   |
| 21:00      | 14                    | 1      | 1       | 0       | 0       | 0        | 0     | 16    | 97.3             | 87.50%      | 93.75%    | 100.00%   | 100.00%   |
| 22:00      | 8                     | 0      | 0       | 0       | 0       | 0        | 0     | 8     | 115.3            | 100.00%     | 100.00%   | 100.00%   | 100.00%   |
| 23:00      | 12                    | 3      | 0       | 0       | 0       | 0        | 0     | 15    | 57.8             | 80.00%      | 100.00%   | 100.00%   | 100.00%   |
| Total:     | 507                   | 61     | 15      | 1       | 1       | 0        | 0     | 585   | 66.9             | 86.67%      | 97.09%    | 99.66%    | 99.83%    |
| Overall %: | 86.67%                | 10.43% | 2.56%   | 0.17%   | 0.17%   | 0.00%    | 0.00% |       |                  |             |           |           |           |



## CLEWISTON POLICE DEPARTMENT

CHIEF OF POLICE TICO SALGADO

### Call Type Summary

Date Range: between 11/1/2025 and 11/30/2025

#### Call Type

|   |   |  |
|---|---|--|
| -ABANDONED VEHICLE<br>-ALARM<br>-ANIMAL BITE<br>-ANIMAL COMPLAINT<br>-ANIMAL TRANSPORT<br>-ARMED<br>-ARSON<br>-ASSAULT<br>-ASSIST OTHER AGENCY<br>-BAKER/MARCHMAN ACT<br>-BATTERY<br>-BEVERAGE LAW VIOLATION<br>-BOATER CONTACT<br>-BOMB THREAT<br>-BRUSH FIRE<br>-BURGLARY<br>-BURGLARY TO A BUSINESS<br>-BURGLARY TO A CONSTRUCTION SITE<br>-BURGLARY TO A RESIDENCE<br>-BURGLARY TO A VEHICLE<br>-BUSINESS CHECK<br>-BUSINESS ESCORT<br>-CHASE<br>-CHILD/ELDERLY ABUSE<br>-CITIZEN ASSIST<br>-CITY ORDINANCE VIOLATION<br>-CIVIL MATTER<br>-COUNTY ORDINANCE VIOLATION<br>-COURT<br>-CRIMINAL MISCHIEF<br>-DECEASED PERSON<br>-DEPUTY INFORMATION REF DAMAGED ISSUED PROPERTY<br>-DISTURBANCE<br>-DOMESTIC DISTURBANCE<br>-DROWNING<br>-DRUG CASE<br>-DRUNK DRIVER<br>-DRUNK PEDESTRIAN<br>-ELECTRICAL FIRE<br>-EMPLOYEE/LABOR TROUBLE<br>-ESCAPE<br>-FIGHT /AFFRAY<br>-FLIGHT MISSION<br>-FOLLOW UP | -FOR RECORDING DCF INTAKE REPORTS OF ABUSE<br>-FORGERY / FRAUD<br>-FOUND/ CONFISCATED NARCOTICS<br>-FUNERAL ESCORT<br>-GANG RELATED INCIDENT<br>-GAS DRIVE OFF<br>-GREASE/STOVE FIRE<br>-GUN SHOTS<br>-HARRASSING PHONE CALLS<br>-HAZMAT<br>-HIT AND RUN ACCIDENT<br>-HOMICIDE<br>-HOSTAGE<br>-ILLEGAL BURN<br>-ILLEGAL DUMPING<br>-INFORMATION<br>-INJUNCTION<br>-JUVENILE SITUATION<br>-K-9 USAGE<br>-KIDNAPPING<br>-LANDING ZONE<br>-LEGAL ADVICE<br>-LEWD LASCIVIOUS BEHAVIOR<br>-LIVESTOCK ON HIGHWAY<br>-LOITERING<br>-LOST /STOLEN TAG<br>-LOST/ FOUND PROPERTY<br>-MARIJUANA GROW HOUSE<br>-MENTALLY ILL PERSON<br>-MISSING PERSON<br>-MISSING PERSON RECOVERY<br>-MULTIPLE AGENCY FIRE<br>-NOISE COMPLAINT<br>-OTHER NOT LISTED<br>-PARKING VIOLATION<br>-PATROL-CITY LIMITS<br>-PRISONER IN CUSTODY<br>-PRISONER TRANSPORT<br>-PROWLER<br>-RANCH/FARM CHECKS<br>-RECKLESS DRIVER<br>-RECOVERED VEHICLE<br>-REPOSSESSION | -RESIDENCE CHECK<br>-RIOT<br>-ROAD OBSTRUCTION<br>-ROBBERY<br>-SCHOOL CROSSING<br>-SEARCH WARRANT<br>-SEARVING CIVIL PROCESS<br>-SECURITY CHECK<br>-SEX CRIME<br>-SHOOTING<br>-SHOPLIFTING<br>-SICK PERSON TRANSPORT MEDICAL EMS<br>-SICK PERSON/AMBULANCE<br>-SMOKE<br>-SPECIAL DETAIL<br>-STABBING<br>-STALKING<br>-STOLEN VEHICLE<br>-STRUCTURE FIRE<br>-SUICIDE/ ATTEMPTED SUICIDE<br>-SUSPICIOUS INCIDENT<br>-SUSPICIOUS PERSON<br>-SUSPICIOUS VEHICLE<br>-TEST CAD CALL<br>-THEFT<br>-THEFT FROM A BUSINESS<br>-THEFT FROM A CONSTRUCTION SITE<br>-THEFT FROM A RESIDENCE<br>-TRAFFIC PROBLEM<br>-TRAFFIC STOP<br>-TRESPASSING<br>-TROUBLE IN THE JAIL<br>-UNVERIFIED 911<br>-UNWANTED GUEST<br>-VEHICLE ACCIDENT<br>-VEHICLE ACCIDENT/ DEPT UNIT<br>-VEHICLE FIRE<br>-VERIFY VIN<br>-VICE / GAMBLING<br>-VIOLATION OF INJUNCTION<br>-VIOLATION OF PROBATION WITHOUT WARRANT<br>-WARRANT<br>-WELFARE CHECK |
|---|---|--|

| Call Type                    | # of Calls | Total Time       | Average Time     |
|------------------------------|------------|------------------|------------------|
| ABANDONED VEHICLE            | 1          | 01 hours 24 mins | 01 hours 24 mins |
| ALARM                        | 23         | 02 hours 44 mins | 00 hours 7 mins  |
| ANIMAL COMPLAINT             | 21         | 11 hours 25 mins | 00 hours 33 mins |
| ANIMAL TRANSPORT             | 8          | 22 hours 47 mins | 02 hours 51 mins |
| ASSIST OTHER AGENCY          | 38         | 19 hours 0 mins  | 00 hours 30 mins |
| BAKER/MARCHMAN ACT           | 1          | 01 hours 18 mins | 01 hours 18 mins |
| BATTERY                      | 1          | 00 hours 58 mins | 00 hours 58 mins |
| BURGLARY TO A VEHICLE        | 1          | 01 hours 7 mins  | 01 hours 7 mins  |
| BUSINESS CHECK               | 1,078      | 51 hours 13 mins | 00 hours 3 mins  |
| BUSINESS ESCORT              | 31         | 14 hours 42 mins | 00 hours 28 mins |
| CHASE                        | 1          | 02 hours 47 mins | 02 hours 47 mins |
| CITIZEN ASSIST               | 51         | 40 hours 47 mins | 00 hours 47 mins |
| DECEASED PERSON              | 1          | 05 hours 23 mins | 05 hours 23 mins |
| DISTURBANCE                  | 17         | 07 hours 49 mins | 00 hours 28 mins |
| DOMESTIC DISTURBANCE         | 2          | 00 hours 34 mins | 00 hours 17 mins |
| DRUNK PEDESTRIAN             | 1          | 00 hours 10 mins | 00 hours 10 mins |
| EMPLOYEE/LABOR TROUBLE       | 1          | 01 hours 42 mins | 01 hours 42 mins |
| FOLLOW UP                    | 18         | 07 hours 17 mins | 00 hours 24 mins |
| FORGERY / FRAUD              | 4          | 05 hours 31 mins | 01 hours 23 mins |
| FOUND/ CONFISCATED NARCOTICS | 1          | 00 hours 11 mins | 00 hours 11 mins |
| FUNERAL ESCORT               | 1          | 01 hours 4 mins  | 01 hours 4 mins  |
| GUN SHOTS                    | 1          | 00 hours 9 mins  | 00 hours 9 mins  |
| HAZMAT                       | 1          | 00 hours 42 mins | 00 hours 42 mins |
| HIT AND RUN ACCIDENT         | 1          | 03 hours 49 mins | 03 hours 49 mins |

## Call Type Summary

Date Range: between 11/1/2025 and 11/30/2025

| Call Type               | # of Calls | Total Time       | Average Time     |
|-------------------------|------------|------------------|------------------|
| ILLEGAL BURN            | 1          | 00 hours 13 mins | 00 hours 13 mins |
| INFORMATION             | 26         | 17 hours 4 mins  | 00 hours 39 mins |
| JUVENILE SITUATION      | 2          | 01 hours 37 mins | 00 hours 49 mins |
| LEGAL ADVICE            | 1          | 00 hours 18 mins | 00 hours 18 mins |
| LIVESTOCK ON HIGHWAY    | 1          | 00 hours 7 mins  | 00 hours 7 mins  |
| LOST /STOLEN TAG        | 1          | 01 hours 1 mins  | 01 hours 1 mins  |
| LOST/ FOUND PROPERTY    | 9          | 24 hours 29 mins | 02 hours 43 mins |
| MISSING PERSON          | 1          | 00 hours 32 mins | 00 hours 32 mins |
| NOISE COMPLAINT         | 7          | 01 hours 34 mins | 00 hours 13 mins |
| OTHER NOT LISTED        | 13         | 11 hours 1 mins  | 00 hours 51 mins |
| PARKING VIOLATION       | 5          | 00 hours 34 mins | 00 hours 7 mins  |
| RECKLESS DRIVER         | 9          | 04 hours 52 mins | 00 hours 33 mins |
| REPOSSESSION            | 1          | 00 hours 10 mins | 00 hours 10 mins |
| RESIDENCE CHECK         | 272        | 02 hours 27 mins | 00 hours 1 mins  |
| ROAD OBSTRUCTION        | 2          | 00 hours 57 mins | 00 hours 28 mins |
| SECURITY CHECK          | 23         | 04 hours 22 mins | 00 hours 11 mins |
| SHOPLIFTING             | 6          | 07 hours 41 mins | 01 hours 17 mins |
| SICK PERSON/AMBULANCE   | 21         | 07 hours 1 mins  | 00 hours 20 mins |
| SMOKE                   | 1          | 00 hours 34 mins | 00 hours 34 mins |
| SPECIAL DETAIL          | 3          | 07 hours 29 mins | 02 hours 30 mins |
| STOLEN VEHICLE          | 1          | 02 hours 49 mins | 02 hours 49 mins |
| SUSPICIOUS INCIDENT     | 8          | 01 hours 36 mins | 00 hours 11 mins |
| SUSPICIOUS PERSON       | 22         | 04 hours 35 mins | 00 hours 13 mins |
| SUSPICIOUS VEHICLE      | 26         | 03 hours 19 mins | 00 hours 8 mins  |
| THEFT                   | 2          | 01 hours 13 mins | 00 hours 37 mins |
| TRAFFIC PROBLEM         | 2          | 02 hours 44 mins | 01 hours 22 mins |
| TRAFFIC STOP            | 331        | 57 hours 4 mins  | 00 hours 10 mins |
| TRESPASSING             | 4          | 06 hours 51 mins | 01 hours 43 mins |
| UNVERIFIED 911          | 9          | 01 hours 32 mins | 00 hours 10 mins |
| UNWANTED GUEST          | 11         | 04 hours 7 mins  | 00 hours 23 mins |
| VEHICLE ACCIDENT        | 22         | 18 hours 8 mins  | 00 hours 50 mins |
| VERIFY VIN              | 1          | 00 hours 58 mins | 00 hours 58 mins |
| VIOLATION OF INJUNCTION | 1          | 01 hours 36 mins | 01 hours 36 mins |
| WELFARE CHECK           | 12         | 03 hours 48 mins | 00 hours 18 mins |



## CLEWISTON POLICE DEPARTMENT

CHIEF OF POLICE TICO SALGADO

### Incident By Location Report

Date Range : between 11/1/2025 and 11/30/2025

Selection Criteria : Complaint(s) IN (ELECTRICAL FIRE, STRUCTURE FIRE, UTILITIES, UTILITIES - ELECTRIC, UTILITIES - WATER), Primary Geo(s) IN (ADM, AUX, CAC, CCE, CCOM, CFD, CINV, COP, CP, CPD, EVID, EXP, K9, SDET, SRO, TRNG, UTIL, VIP)

| District  | Law | Grid | Complaint            | PUnit | Incident Number | Offense Number | C1  | C2 | C3 | C4 | Date/Time Recvd                 | Date/Time Disp   | Date/Time Arrive                | Date/Time Close  |
|---|-----|------|----------------------|-------|-----------------|----------------|-----|----|----|----|---------------------------------|--|---------------------------------|------------------|
| District  | Law | Grid | Complaint            | PUnit | Incident Number | Offense Number | C1  | C2 | C3 | C4 | Date/Time Recvd                 | Address  |                                 |                  |
| CPD   | 2   | D2Z1 | UTILITIES - WATER    | WAT   | CLPD25CAD029980 |                | S17 | Z  |    |    | 11/02/2025 11:38                | SAGINAW AVE x[BANYAN ST] [CLEWISTON]   |                                 |                  |
| CPD   | 2   | D2Z1 | UTILITIES - WATER    | WAT   | CLPD25CAD029980 |                | S17 | Z  |    |    | 11/02/2025 11:38                | 11/02/2025 11:38   |                                 | 11/02/2025 12:11 |
| Address: SAGINAW AVE x[BANYAN ST] [CLEWISTON]   |     |      |                      |       |                 |                |     |    |    |    | Elapsed Disp - Arrive:          |  | Elapsed Arrive - Comp:          |                  |
| CPD   | 2   | D2Z1 | UTILITIES - WATER    | WAT   | CLPD25CAD029982 |                | S17 | Z  |    |    | 11/02/2025 12:48                | 318 DE SOTO AVE [X2[LAUREL ST]] x[CEDAR ST] [CLEWISTON]                        |                                 |                  |
| CPD   | 2   | D2Z1 | UTILITIES - WATER    | WAT   | CLPD25CAD029982 |                | S17 | Z  |    |    | 11/02/2025 12:48                | 11/02/2025 12:48   |                                 | 11/02/2025 15:28 |
| Address: 318 DE SOTO AVE [X2[LAUREL ST]] x[CEDAR ST] [CLEWISTON]                        |     |      |                      |       |                 |                |     |    |    |    | Elapsed Disp - Arrive:          |  | Elapsed Arrive - Comp:          |                  |
| CPD   | 2   | D2Z1 | UTILITIES - WATER    | WAT   | CLPD25CAD029984 |                | S17 | Z  |    |    | 11/02/2025 13:13                | SAGINAW AVE x[BANYAN ST] [CLEWISTON]   |                                 |                  |
| CPD   | 2   | D2Z1 | UTILITIES - WATER    | WAT   | CLPD25CAD029984 |                | S17 | Z  |    |    | 11/02/2025 13:13                | 11/02/2025 13:13   |                                 | 11/02/2025 15:27 |
| Address: SAGINAW AVE x[BANYAN ST] [CLEWISTON]   |     |      |                      |       |                 |                |     |    |    |    | Elapsed Disp - Arrive:          |  | Elapsed Arrive - Comp:          |                  |
| CPD   | 2   | D2Z2 | UTILITIES - ELECTRIC | ELE   | CLPD25CAD029988 |                | S17 | Z  |    |    | 11/02/2025 16:22                | 813 E EL PASO AVE [FAIRGROUNDS MHP X2[S SAN DIEGO ST]] x[S FRANCISCO ST] [CL   |                                 |                  |
| CPD   | 2   | D2Z2 | UTILITIES - ELECTRIC | ELE   | CLPD25CAD029988 |                | S17 | Z  |    |    | 11/02/2025 16:22                | 11/02/2025 16:23   | 11/02/2025 16:26                | 11/02/2025 18:47 |
| Address: 813 E EL PASO AVE [FAIRGROUNDS MHP X2[S SAN DIEGO ST]] x[S FRANCISCO ST] [CL   |     |      |                      |       |                 |                |     |    |    |    | Elapsed Disp - Arrive: 00:02:32 |  | Elapsed Arrive - Comp: 02:21:17 |                  |
| CPD   | 2   | D2Z1 | UTILITIES - WATER    | WAT   | CLPD25CAD030472 |                | S17 | Z  |    |    | 11/07/2025 06:47                | 708 W AVENIDA DEL RIO [X2[N BERNER RD]] x[BANYA N ST] [CLEWISTON]              |                                 |                  |
| CPD   | 2   | D2Z1 | UTILITIES - WATER    | WAT   | CLPD25CAD030472 |                | S17 | Z  |    |    | 11/07/2025 06:47                | 11/07/2025 06:55   |                                 | 11/07/2025 07:22 |
| Address: 708 W AVENIDA DEL RIO [X2[N BERNER RD]] x[BANYAN ST] [CLEWISTON]               |     |      |                      |       |                 |                |     |    |    |    | Elapsed Disp - Arrive:          |  | Elapsed Arrive - Comp:          |                  |
| CPD   | 2   | D2Z1 | UTILITIES - ELECTRIC | 514   | CLPD25CAD030672 |                | S17 | Z  |    |    | 11/09/2025 16:16                | W SUGARLAND HWY x[N W C OWEN AVE] [CLEWISTON]                                  |                                 |                  |
| CPD   | 2   | D2Z1 | UTILITIES - ELECTRIC | 514   | CLPD25CAD030672 |                | S17 | Z  |    |    | 11/09/2025 16:16                | 11/09/2025 16:17   | 11/09/2025 16:17                | 11/09/2025 16:47 |
| Address: W SUGARLAND HWY x[N W C OWEN AVE] [CLEWISTON]                                  |     |      |                      |       |                 |                |     |    |    |    | Elapsed Disp - Arrive: 00:00:00 |  | Elapsed Arrive - Comp: 00:30:08 |                  |
| CPD   | 2   | D2Z1 | UTILITIES - WATER    | WAT   | CLPD25CAD030699 |                | S17 | Z  |    |    | 11/09/2025 20:49                | SAGINAW AVE x[BANYAN ST] [CLEWISTON]   |                                 |                  |
| CPD   | 2   | D2Z1 | UTILITIES - WATER    | WAT   | CLPD25CAD030699 |                | S17 | Z  |    |    | 11/09/2025 20:49                | 11/09/2025 20:50   | 11/09/2025 23:15                | 11/09/2025 23:15 |
| Address: SAGINAW AVE x[BANYAN ST] [CLEWISTON]   |     |      |                      |       |                 |                |     |    |    |    | Elapsed Disp - Arrive: 02:25:00 |  | Elapsed Arrive - Comp: 00:00:04 |                  |
| CPD   | 2   | D2Z2 | UTILITIES - WATER    | WAT   | CLPD25CAD030793 |                | S17 | Z  |    |    | 11/11/2025 09:02                | S SAN GABRIEL ST x[E EL PASO AVE] [CLEWISTON]                                  |                                 |                  |
| CPD   | 2   | D2Z2 | UTILITIES - WATER    | WAT   | CLPD25CAD030793 |                | S17 | Z  |    |    | 11/11/2025 09:02                | 11/11/2025 09:02   |                                 | 11/11/2025 10:30 |
| Address: S SAN GABRIEL ST x[E EL PASO AVE] [CLEWISTON]                                  |     |      |                      |       |                 |                |     |    |    |    | Elapsed Disp - Arrive:          |  | Elapsed Arrive - Comp:          |                  |
| CPD   | 2   | D2Z2 | UTILITIES - ELECTRIC | ELE   | CLPD25CAD030794 |                | S17 | Z  |    |    | 11/11/2025 09:09                | 544 E EL PASO AVE [NICA AUTO SERVICES (863-885-1076) X2[S SAN GABRIEL ST]] x[S |                                 |                  |
| CPD   | 2   | D2Z2 | UTILITIES - ELECTRIC | ELE   | CLPD25CAD030794 |                | S17 | Z  |    |    | 11/11/2025 09:09                | 11/11/2025 09:09   |                                 | 11/11/2025 10:30 |
| Address: 544 E EL PASO AVE [NICA AUTO SERVICES (863-885-1076) X2[S SAN GABRIEL ST]] x[S |     |      |                      |       |                 |                |     |    |    |    | Elapsed Disp - Arrive:          |  | Elapsed Arrive - Comp:          |                  |
| CPD   | 2   | D2Z1 | UTILITIES - WATER    | WAT   | CLPD25CAD030946 |                | S80 | Z  |    |    | 11/13/2025 18:14                | 300 W SUGARLAND HWY [WALGREENS 983-2077 X2[C ORONA ST]] x[S W C OWEN AVE] [CL  |                                 |                  |



## Incident By Location Report

| District   | Law | Grid | Complaint            | PUnit | Incident Number | Offense Number                  | C1  | C2 | C3                              | C4 | Date/Time Recvd  | Date/Time Disp  | Date/Time Arrive | Date/Time Close  |
|--|-----|------|----------------------|-------|-----------------|---------------------------------|-----|----|---------------------------------|----|------------------|---|------------------|------------------|
| District   | Law | Grid | Complaint            | PUnit | Incident Number | Offense Number                  | C1  | C2 | C3                              | C4 | Date/Time Recvd  | Address   |                  |                  |
| CPD  | 2   | D2Z1 | UTILITIES - WATER    | WAT   | CLPD25CAD030946 |                                 | S80 | Z  |                                 |    | 11/13/2025 18:14 | 11/13/2025 18:19  |                  | 11/13/2025 18:19 |
| Address: 300 W SUGARLAND HWY [WALGREENS 983-2077 X2[CORONA ST]] x[S W C OWEN AVE] [CL    |     |      |                      |       |                 | Elapsed Disp - Arrive:          |     |    | Elapsed Arrive - Comp:          |    |                  |   |                  |                  |
| CPD  | 2   | D2Z1 | UTILITIES - WATER    | WAT   | CLPD25CAD031003 |                                 | S80 | Z  |                                 |    | 11/14/2025 06:07 | 904 BANYAN ST [X2[W AVENIDA DEL RIO]] x[SAGINAW AVE] [CLEWISTON]                |                  |                  |
| CPD  | 2   | D2Z1 | UTILITIES - WATER    | WAT   | CLPD25CAD031003 |                                 | S80 | Z  |                                 |    | 11/14/2025 06:07 | 11/14/2025 06:11  |                  | 11/14/2025 10:04 |
| Address: 904 BANYAN ST [X2[W AVENIDA DEL RIO]] x[SAGINAW AVE] [CLEWISTON]                |     |      |                      |       |                 | Elapsed Disp - Arrive:          |     |    | Elapsed Arrive - Comp:          |    |                  |   |                  |                  |
| CPD  | 2   | D2Z1 | UTILITIES - WATER    | WAT   | CLPD25CAD031036 |                                 | S17 | L  |                                 |    | 11/14/2025 18:18 | 965 W SUGARLAND HWY [CLEWISTON PLAZA X2[N BERNER RD]] x[N LOPEZ ST] [CLEWIST    |                  |                  |
| CPD  | 2   | D2Z1 | UTILITIES - WATER    | WAT   | CLPD25CAD031036 |                                 | S17 | L  |                                 |    | 11/14/2025 18:18 | 11/14/2025 18:18  |                  | 11/14/2025 18:22 |
| Address: 965 W SUGARLAND HWY [CLEWISTON PLAZA X2[N BERNER RD]] x[N LOPEZ ST] [CLEWIST    |     |      |                      |       |                 | Elapsed Disp - Arrive:          |     |    | Elapsed Arrive - Comp:          |    |                  |   |                  |                  |
| CPD  | 2   | D2Z1 | UTILITIES - WATER    | WAT   | CLPD25CAD031157 |                                 | S17 | Z  |                                 |    | 11/16/2025 17:38 | 312 W CIRCLE DR [X2[CITRUS ST]] x[PONCE DE LEON AVE] [CLEWISTON]                |                  |                  |
| CPD  | 2   | D2Z1 | UTILITIES - WATER    | WAT   | CLPD25CAD031157 |                                 | S17 | Z  |                                 |    | 11/16/2025 17:38 | 11/16/2025 17:40  | 11/16/2025 18:39 | 11/16/2025 19:46 |
| Address: 312 W CIRCLE DR [X2[CITRUS ST]] x[PONCE DE LEON AVE] [CLEWISTON]                |     |      |                      |       |                 | Elapsed Disp - Arrive: 00:59:08 |     |    | Elapsed Arrive - Comp: 01:07:19 |    |                  |   |                  |                  |
| CPD  | 2   | D2Z2 | UTILITIES - ELECTRIC | ELE   | CLPD25CAD031587 |                                 | S17 | Z  |                                 |    | 11/23/2025 14:07 | 444 E SUGARLAND HWY [JALAPENOS X2[S SAN PEDRO ST]] x[SAN BENITO ST] [CLEWIST    |                  |                  |
| CPD  | 2   | D2Z2 | UTILITIES - ELECTRIC | ELE   | CLPD25CAD031587 |                                 | S17 | Z  |                                 |    | 11/23/2025 14:07 | 11/23/2025 14:10  | 11/23/2025 14:10 | 11/23/2025 14:36 |
| Address: 444 E SUGARLAND HWY [JALAPENOS X2[S SAN PEDRO ST]] x[SAN BENITO ST] [CLEWIST    |     |      |                      |       |                 | Elapsed Disp - Arrive: 00:00:00 |     |    | Elapsed Arrive - Comp: 00:25:10 |    |                  |   |                  |                  |
| CPD  | 2   | D2Z2 | UTILITIES - WATER    | WAT   | CLPD25CAD031686 |                                 | S80 | Z  |                                 |    | 11/25/2025 17:06 | 500 S FRANCISCO ST [EVERGLADES MHP X2[E OBISPO AVE]] x[E ALVERDEZ AVE] [CLEW    |                  |                  |
| CPD  | 2   | D2Z2 | UTILITIES - WATER    | WAT   | CLPD25CAD031686 |                                 | S80 | Z  |                                 |    | 11/25/2025 17:06 | 11/25/2025 17:09  |                  | 11/25/2025 17:09 |
| Address: 500 S FRANCISCO ST [EVERGLADES MHP X2[E OBISPO AVE]] x[E ALVERDEZ AVE] [CLEW    |     |      |                      |       |                 | Elapsed Disp - Arrive:          |     |    | Elapsed Arrive - Comp:          |    |                  |   |                  |                  |
| CPD  | 2   | D2Z1 | UTILITIES - WATER    | 507   | CLPD25CAD031687 |                                 | S80 | Z  |                                 |    | 11/25/2025 17:26 | 957 W SUGARLAND HWY [CLEWISTON GOODWILL X2[N BERNER RD]] x[N LOPEZ ST] [CLEW    |                  |                  |
| CPD  | 2   | D2Z1 | UTILITIES - WATER    | 507   | CLPD25CAD031687 |                                 | S80 | Z  |                                 |    | 11/25/2025 17:26 | 11/25/2025 17:29  | 11/25/2025 17:34 | 11/25/2025 17:35 |
| Address: 957 W SUGARLAND HWY [CLEWISTON GOODWILL X2[N BERNER RD]] x[N LOPEZ ST] [CLEW    |     |      |                      |       |                 | Elapsed Disp - Arrive: 00:04:21 |     |    | Elapsed Arrive - Comp: 00:00:44 |    |                  |   |                  |                  |
| CPD  | 2   | D2Z2 | UTILITIES - ELECTRIC | ELE   | CLPD25CAD031798 |                                 | S17 | Z  |                                 |    | 11/27/2025 08:25 | 716 CADIZ ST [X2[E DEL MONTE AVE]] x[E AVENIDA DEL RIO] [CLEWISTON]             |                  |                  |
| CPD  | 2   | D2Z2 | UTILITIES - ELECTRIC | ELE   | CLPD25CAD031798 |                                 | S17 | Z  |                                 |    | 11/27/2025 08:25 | 11/27/2025 08:25  |                  | 11/27/2025 09:50 |
| Address: 716 CADIZ ST [X2[E DEL MONTE AVE]] x[E AVENIDA DEL RIO] [CLEWISTON]             |     |      |                      |       |                 | Elapsed Disp - Arrive:          |     |    | Elapsed Arrive - Comp:          |    |                  |   |                  |                  |
| CPD  | 2   | D2Z2 | UTILITIES - WATER    | WAT   | CLPD25CAD031935 |                                 | S80 | Z  |                                 |    | 11/29/2025 14:55 | 730 S FRANCISCO ST [AZTEC MOBILE HOME PARK X2[E AZTEC AVE]] x[E HAITI AVE] [    |                  |                  |
| CPD  | 2   | D2Z2 | UTILITIES - WATER    | WAT   | CLPD25CAD031935 |                                 | S80 | Z  |                                 |    | 11/29/2025 14:55 | 11/29/2025 14:56  |                  | 11/29/2025 17:44 |
| Address: 730 S FRANCISCO ST [AZTEC MOBILE HOME PARK X2[E AZTEC AVE]] x[E HAITI AVE] [    |     |      |                      |       |                 | Elapsed Disp - Arrive:          |     |    | Elapsed Arrive - Comp:          |    |                  |   |                  |                  |
| CPD  | 2   | D2Z2 | UTILITIES - ELECTRIC | ELE   | CLPD25CAD031963 |                                 | S80 | Z  |                                 |    | 11/29/2025 21:25 | 1035 PALMETTO ST [ARTISTIC IMPRESSIONS X2[W DEL MONTE AVE]] x[W AVENIDA DEL RIO |                  |                  |
| CPD  | 2   | D2Z2 | UTILITIES - ELECTRIC | ELE   | CLPD25CAD031963 |                                 | S80 | Z  |                                 |    | 11/29/2025 21:25 | 11/29/2025 21:28  |                  | 11/29/2025 21:28 |
| Address: 1035 PALMETTO ST [ARTISTIC IMPRESSIONS X2[W DEL MONTE AVE]] x[W AVENIDA DEL RIO |     |      |                      |       |                 | Elapsed Disp - Arrive:          |     |    | Elapsed Arrive - Comp:          |    |                  |   |                  |                  |
| Average Disp - Arr: 00:35:10   |     |      |                      |       |                 |                                 |     |    |                                 |    |                  | Average Arr - Comp: 00:44:07  |                  |                  |
| Record Count: 19   |     |      |                      |       |                 |                                 |     |    |                                 |    |                  |   |                  |                  |

## UTILITIES MONTHLY ACTIVITY REPORT FOR NOVEMBER 2025

### ELECTRIC DEPARTMENT

|                       |           |                   |
|-----------------------|-----------|-------------------|
| Kwh purchased         | 9,158,311 | Month of NOVEMBER |
| Kwh sold              | 7,867,458 |                   |
| Total Electric Meters | 4,600     |                   |

|                      | Total Minutes out | # of Customers<br>out of service | # of outages | avg length<br>of outage |
|----------------------|-------------------|----------------------------------|--------------|-------------------------|
| OUTAGES              | 229               | 5                                | 4            | 57 minutes              |
| Street Light repairs | 9                 |                                  |              |                         |
| Voltage checks       | 4                 |                                  |              |                         |

### WATER DEPARTMENT

|                    | Clewiston | South Shore | Total Plant Production |
|--------------------|-----------|-------------|------------------------|
| Gallons sold       | 31,522    | 17,066      | 54 Million Gals        |
| Total Water Meters | 3857      |             |                        |
| Water Breaks       | 14        |             |                        |

### SEWER PLANT

|                   |      |                   |
|-------------------|------|-------------------|
| Gallons Processed | 0.23 | Month of NOVEMBER |
|-------------------|------|-------------------|

### OFFICE ACTIVITY

|   |     |
|---|-----|
| New Accounts (Move Ins)                           | 35  |
| Closed Accounts (Move Outs)                       | 23  |
| Disconnects for Nonpayment                        | 207 |
| Reconnects from Nonpayment                        | 126 |
| Meter Rereads Completed                           | 1   |
| <b>All Locates</b>                                | 29  |
| <b>All Meter Changes</b>                          | 2   |
| <b>Miscellaneous</b>                              | 41  |
| Trim Tree   | 2   |
| Total other Work Orders completed                 | 101 |
| Total Work Orders Completed by<br>all Departments | 504 |





115 West Ventura Avenue, Clewiston, FL 33440

**TO:** CITY OF CLEWISTON  
**FROM:** Fransheska Berrios, City Clerk  
**VIA:** Danny Williams, City Manager  
**DATE:** December 15, 2025  
**SUBJECT:** Consideration of approval of the Special Event Application of the 2026 Hendry County Fair and Livestock Show 2/5-2/15/2026

---

**Background:**

Annual Hendry County Fair and Livestock Show is located at the Fairgrounds with an estimated of 19,000 attendees.

**Recommendation:**

Motion to approve ***Special Event Application*** approving the 2026 Hendry County Fair and Livestock Show scheduled from 2/5/2026-2/15/2026, **contingent** on the approval from the City of Clewiston Police Department and City of Clewiston Fire Department.



# EVENT APPLICATION

## City of Clewiston

115 W. Ventura Ave.  
Clewiston, FL 33440

Telephone: (863) 983-1484  
Fax: (863) 983-4055

INSTRUCTIONS: Applicant to submit Event Application and required fee to the City of Clewiston no less than four weeks before the event.

|   |   |  |
|---|---|--|
| Date of Event:<br><b>02/05/26-02/15/26</b>  | Applicant's Name:<br>Hendry County Fair & Livestock Show                                  | Event:<br>County Fair  |
| Mailing Address:<br><b>PO Box 1356</b>  | City:<br><b>Clewiston</b>   | State/Zip Code:<br><b>FL/33440</b>   |
| Telephone No.<br><b>863-983-9282</b>  | Email Address:<br><b>brendaholcomb77@gmail.com</b>  | Fax No.  |
| Representative to Contact:<br>Brenda Holcomb  |   | Telephone No:<br><b>863-228-3690</b>   |
| Site/Facility for Event:<br>Fairgrounds   | Time Event Starts:<br>5:00  | Will Street be Closed?<br><input type="checkbox"/> <input checked="" type="checkbox"/>   |
| Estimated No. of Attendance: 19,000   | Time Event Ends:<br>12:00   | Beginning Time:<br><input type="checkbox"/> <input checked="" type="checkbox"/>          |
| Description of Event:<br><b>County Fair and Livestock Show</b>  |   |  |
| Will Food be Served?<br><input checked="" type="checkbox"/> <input type="checkbox"/>  | Will Alcohol be Served? *<br><input type="checkbox"/> <input checked="" type="checkbox"/> | Are Dumpsters Needed?<br><input checked="" type="checkbox"/> <input type="checkbox"/>    |
| Is Electricity Needed?<br><input checked="" type="checkbox"/> <input type="checkbox"/>  | Minimum of (2) officers required *<br>Officers x \$35/\$50 =                              | Mandatory Cleaning Fee<br>(Determined by type of Event):<br>\$                           |
| Any other City Service/Equipment Needed? If Yes, explain:   |   | City Supervisors Needed?<br><input type="checkbox"/> <input checked="" type="checkbox"/> |
|   |   | Supervisors @\$20 per hour =<br>\$   |
| The premises shall not be used for any illegal, improper, or immoral purpose. Renter will promptly and fully observe and comply with requirements, rules, laws, and ordinances of all lawfully constituted governmental authorities in any manner affecting the premises herein and hereby rented. Two weeks cancellation notice is required. Facility and/or site plan to be attached to form. |   |  |

Applicant's Signature:

Date: 10/15/2025

Fees (to be completed by City representative):

| Bldg/Site Rental: | Cleaning: | Security: | Supervisors: | Other: | Subtotal: | 25% Deposit if applicable | TOTAL: |
|-------------------|-----------|-----------|--------------|--------|-----------|---------------------------|--------|
| \$                | \$        | \$        | \$           | \$     | \$        | \$                        | \$     |

Remarks:

Date submitted to the City:

Date considered by City:

Approved?

Remarks:

Revised 10/17/11

\*\$35 Non-Alcohol / \$50 Alcohol is served. Any teen event minimum of (4) officers required.



## FIRE SAFETY PERMIT APPLICATION

Title of Event: Hendry County Fair and Livestock Show, Inc.

Date(s) of Event: 02/05/26-02/15/26 Estimated Attendance: 3500 per day

Times of Event: 5:00 to 11:00 Set-up: \_\_\_\_\_ Breakdown: \_\_\_\_\_

Event Location: 710 S. Francisco Street, Clewiston, FL 33440

(Attach Site Diagram: Set-up sketch, staging items, food vendors, parking area, security, etc.)

### SPECIFIC TYPE OF EVENT (Check all that apply):

|   |   |  |   |
|---|---|--|---|
| <input type="checkbox"/> Athletic Event | <input type="checkbox"/> Business Event           | <input type="checkbox"/> Celebrations    | <input type="checkbox"/> Community Event  |
| <input type="checkbox"/> Concert/Band   | <input checked="" type="checkbox"/> Fair/Carnival | <input type="checkbox"/> Fireworks       | <input type="checkbox"/> Fundraiser       |
| <input type="checkbox"/> Grand Opening  | <input type="checkbox"/> Parade                   | <input type="checkbox"/> Political Event | <input type="checkbox"/> Place of Worship |
| <input type="checkbox"/> Wedding        | <input type="checkbox"/> Other _____              |  |   |

Description of Event: \_\_\_\_\_  
\_\_\_\_\_  
\_\_\_\_\_

Will Vendors be cooking or heating food? (Please read fire watch requirements for cooking.)

☒ Gas ☒ Electric ☐ Charcoal ☐ Other: \_\_\_\_\_

Will any of the following event staging items be used?

|   |                 |                       |
|---|-----------------|-----------------------|
| <input checked="" type="checkbox"/> Canopy(ies) | Quantity: _____ | Sizes(s) LxWxH: _____ |
| <input type="checkbox"/> Stage(s)               | Quantity: _____ | Sizes(s) LxWxH: _____ |
| <input checked="" type="checkbox"/> Tent(s)     | Quantity: _____ | Sizes(s) LxWxH: _____ |

Please attach:

- 1) Structural information, anchoring details, flame certificates, etc.
- 2) A floor plan including seating arrangements, locations of means of egress, extinguishers and exit signs.

Producing Organization/Entity: Hendry County Fair and Livestock Show

Contact Name: Brenda Holcomb

Phone: 863-228-3690

Emergency contact: \_\_\_\_\_

(Please include a letter of permission from the property management/owner for this event if the applicant is not the responsible entity for the property at the location this event is scheduled. Events taking place on city or county property may require permission from the City Commission.)

### APPLICANT INFORMATION:

Name (Please Print): Brenda Holcomb

Signature: 

Mailing Address: PO Box 1356

Phone: 863-983-9282

Cell: 863-228-3690

Email: brendaholcomb77@gmail.com

**SPECIAL EVENT PERMIT  
HOLD HARMLESS AGREEMENT**

I/We the undersigned, being of lawful age, by affixing my/our signatures hereto, do hereby agree to indemnify and to hold harmless the City of Clewiston, its officers, employees, elected officials and agents, from and against any and all liability claims, actions, causes of action, demands, rights, damages, cost, loss of service, expenses, and compensation for all negligence whether active or passive arising out of or in any way connected or related to \_\_\_\_\_  
Hendry County Fair & Livestock Show to be held on 02/05/26-02/15/26.

(Name of Event)

(Date of Event)

Hendry County Fair and Livestock Show

Name of sponsoring Individual(s) or Organization/Group  
PO Box 1356, Clewiston, FL 33440

Address

863-983-9282

brendaholcomb77@gmail.com

Phone No. (include Area Code)

Email Address

I understand by affixing my signature to this release, that I do assume all risks and waive defendant's negligence, including a release of heirs.

Furthermore, the undersigned hereby acknowledges receipt of the Special Event Permit Application and willingness to adhere to its provisions.

**AUTHORIZED REPRESENTATIVE**

(To be completed by individuals representing an Organization or Group)

I, Brenda Holcomb, warrant that I have authority to bind Hendry County Fair & Livestock Show  
(Name of individual) (Name of Organization/Group)  
\_\_\_\_\_ to this Hold Harmless Agreement and by my signature hereon do so bind this individual/organization. By executing this waiver as an authorized representative you are hereby binding all of your organization/group's individuals participating in this event to this waiver and hereby assume responsibility for these individuals.

Signature

10/15/2025

Date

Signature

Date

**For Minors:** (required for participants under the age of 18 at the time of the event)

This is to certify that I, as parent or legal guardian, have legal responsibility for this participant. I have read and understand the significance of this waiver and release and do consent and agree to his/her waiver, release and assumption of the risk as provided above.

(Print Name of Parent/Legal Guardian)

Signature

Date

**Clewiston Fire Department**  
**East Hendry County**  
**121 Central Avenue, Clewiston, FL 33440**  
Phone (863) 983-1500 Fax (863) 983-1430

**Plan Submittal Requirements for Special Events**

*Upon application for a special event permit, a site plan is required. All required distances shall be indicated on the site plan. Permits shall be obtained and all requirements completed prior to a fire inspection.*

**1-Temporary tents and membrane structures must comply with the individual occupancy requirements for which the tent is being used (Example: mercantile, assembly, industrial, etc.)**

**2-All plans must include the following general items:**

- Dates and hours of the event or usage period (must be located on the site plan or the floor plan)
- "Certificate of Fire Resistance" for the structure
- "Certificate of Fire Resistance" or flame spread documentation for all draperies, curtains, decorations, stage scenery, etc.
- Provide a notarized affidavit indicating that the wiring will comply with NFPA 70 and the name and license number of the electrician installing any electrical wiring in the tent.

**3-All plans must include a separate FLOOR PLAN showing all, but not limited to, the following items:**

- Locations of required number of exits, and exit capacity (width) based on occupant loads calculated by square footage.
- Dimensions of required aisles and seating row widths shall be accordance with the provisions of aisles and shall not be less than 44 inches in width. Seating row widths shall not be less than 12 inches. Rows shall be increased by 0.3 inch for every additional seat beyond 14, but the width need not be more than 22 inches. When more than 200 loose seats or folding chairs are used they shall be bonded together in groups of three or more.
- Locations of battery back-up exit signs. Exception: Non-illuminated exit signs may be used for events held during daylight hours only.
- Locations of emergency lighting fixtures. Exception: Emergency lighting can be omitted for events held during daylight hours only.
- Seating arrangements for table and chairs with distances between tables (if seating arrangements are provided).
- Location of bleacher/grandstand and their details (if bleachers are provided).

- Stage plan (including mobile stages) and location of egress points, including stair details, ramp details, handrail and guardrail details, etc. (if stage is provided).
- Location of fire extinguishers (1 for each 400 sq.ft. up to 1200 sq.ft., then one for each 1000 sq.ft. thereafter).
- Location of "NO SMOKING" signs

**4-All plans must include a separate SITE PLAN including the following:**

- Location of the tent in relation to all buildings or structures, roads, parking areas, storage containers, etc. (Minimum 20' separation required).
- Location of generator if applicable (minimum 20' from tent).
- Fire extinguishers are to have a minimum rating of 2A:10BC and be permanently mounted on a support member.

**5-All plans submitted for SPARKLER SALES must also include the following:**

- State sparkler certificate.
- Copy of state ID of applicant.

**6-All cooking operations under a tent or membrane structure must comply with NFPA 1, chapter 50.**

- Open or Exposed Flame- Open Flame or other devices emitting flame, fire or heat or any flammable or combustible liquid, gas, charcoal or other cooking device or any other unapproved devices shall not be permitted inside or located within 20 feet of the tent, canopy or membrane structures while open to the public unless approved by the fire department official.
- If approved by fire department official, cooking and heating equipment shall be vented to the outside air by approved means. Cooking and heating equipment shall not be located within 10 feet of an exit or combustible material. Outdoor cooking that produces sparks or grease-laden vapors shall be at least 20 feet from tents, canopies, and membrane structures. The warming of previously prepared food is not considered to be cooking and is exempt from these requirements.
- **Class K Portable Fire Extinguishers** - Concession stands or vendors with cooking operations that include deep fat fryers shall provide a Class K wet chemical extinguisher. A minimum 2A:10BC fire extinguisher shall also be provided.

**7- All Generators and power sources-** Generators and other internal combustion power sources shall be separated from tents, canopies, and temporary membrane structures by a minimum of 20 feet.

**8-Fire Watch-**

- All temporary assembly tents with an occupant load of greater than 300 may be required to provide Fire Watch for the duration of the event.
- All permits will be reviewed and may require a fire watch based on information from application and site visit, if appropriate.

**Clewiston Fire Department**  
**East Hendry County**  
121 Central Avenue, Clewiston, FL 33440  
Phone (863) 983-1500 Fax (863) 983-1430

## **GENERAL INFORMATION SHEET**

### **REGARDING SPECIAL EVENTS, CARNIVALS AND FAIRS**

---

**Special Event:** An event whether indoors or outdoors, that is held on public property or streets, non-profit organization property or non-residential private property that can reasonably be expected to cause a public gathering that is not part of the normal course of business at the location.

**Carnival:** A mobile enterprise principally devoted to offering amusement or entertainment to the public in, upon or by means of portable amusement rides or devices or temporary structures in any number or combination, whether or not associated with other structures or forms of public attraction.

**Fair:** An enterprise principally devoted to the exhibition of products of agriculture or industry in connection with the operation of amusement rides or devices, or concession booths.

- 
- A permit is required from the Fire Department to conduct a carnival or fair. *NFPA 1: 1.12*
  - A permit is required from the Fire Department for all tents over 200 square feet or canopies over 400 square feet in size, which are used on the premises. *NFPA 1: 1.12*
  - A permit is required from the Fire Department to conduct a parade. *NFPA 1: 1.12*
  - Tents and canopies described above are to be in compliance with *NFPA 1, Chapter 25*.
  - Size and location of the carnival or fair may require fire apparatus access roads. *NFPA 1: 10.16.2*
  - Fire extinguishers shall have a minimum rating of 2-A:10-B:C. Maximum travel distance to a portable fire extinguisher shall not exceed 75 feet. All fire extinguishers shall be serviced and tagged according to the State Fire Code. *NFPA 1: 10.16.5 & 10.16.10.4*
  - Electrical equipment and installation shall comply with the Electrical Code, and subject to approval by the Building Department. *NFPA 1: 10.16.7*
  - Concession stands utilized for cooking shall have a minimum of 10 feet of clearance on two sides and shall not be located within 10 feet of amusement rides or devices. *NFPA 1: 10.16.8*



- A "K" rated dry chemical fire extinguisher shall be provided where deep-fat fryers are used. *NFPA 1: 13.6.6.7.1*

- Internal combustion power sources shall have fuel tanks of adequate capacity to permit uninterrupted operation during normal operating hours. Refueling shall be conducted only when the ride is not in use. *NFPA 1: 10.16.10.1 & 10.16.10.2*

- Internal combustion power sources shall be isolated from contact with the public by either physical guards, fencing or an enclosure. A minimum of one fire extinguisher with a rating of not less than 2-A:10-B:C shall be provided. *NFPA 1: 10.16.10.3 & 10.16.10.4* (This is in addition to the normally required fire extinguishers.)

- For reviewing stands, grandstands, bleachers and folding and telescoping seating see *NFPA 1, Chapter 25*.

*The items listed are general information only. Codes are subject to change. Additional requirements may apply.*

**Clewiston Fire Department**  
**East Hendry County**  
121 Central Avenue, Clewiston, FL 33440  
Phone (863) 983-1500 Fax (863) 983-1430

## **FIRE SAFETY PERMIT APPLICATION**

A Fire Safety Permit is required for any gathering that takes place on public or private property, an event whether indoors or outdoors, that is held on public property or streets, non-profit organization property or non-residential private property that can reasonably be expected to cause a public gathering that is not part of the normal course of business at the location.

The Fire Safety permit application form must be completed and submitted not less than thirty (30) days in advance of the event.

### **REQUIREMENTS:**

1. Completed application and non-refundable permit fee of \$50.00.
2. Site plan of the event showing all temporary installations in relation to the surroundings. The site plan must show a detailed diagram of the event including the location of concession booths, portable toilets, dumpsters, public, emergency and accessible routes, parking, banners and signs, location of tents, stages, entertainment and orientation of loudspeakers, locations for electricity and water, and other relevant information.
3. If your event includes construction, electrical, plumbing or mechanical work, then the work must receive a final inspection prior to the commencement of the event. If the inspection must be completed after 3:00 p.m. Monday through Friday, over a weekend, or on a National Holiday, then the cost of each inspection will be \$60.00 per hour per inspector (minimum 2 hours, if available). Please note that the specific contractor for the applicable inspection must be on-site at time of inspection. If not, the inspection will be cancelled.

**The person or designee in charge of the event must be present at the event and remain at the location for the entire duration of the event.**



115 West Ventura Avenue, Clewiston, FL 33440

**TO:** CITY OF CLEWISTON  
**FROM:** Francheska Berrios, City Clerk  
**VIA:** Danny Williams, City Manager  
**DATE:** December 15, 2025  
**SUBJECT:** Consideration of Resolution No. 2025-76 approving the 2026 City Commission Meeting Schedule

---

**Background:**

Find it in the best interest of the City to confirm a uniform meeting calendar for conduct of business and public participation at City meetings.

**Recommendation:**

Motion to approve **Resolution No. 2025-76** approving the 2026 City Commission Meeting Schedule.

**CITY OF CLEWISTON**  
**RESOLUTION NO. 2025-76**

**A RESOLUTION OF THE CITY COMMISSION OF THE CITY OF CLEWISTON, FLORIDA, APPROVING THE 2026 CITY COMMISSION MEETING SCHEDULE FOR REGULAR CITY COMMISSION MEETINGS DATES FROM JANUARY TO DECEMBER AND WORKSHOP AND SPECIAL MEETING IF NECESSARY; AUTHORIZING THE APPROPRIATE CITY OFFICIALS TO EXECUTE THE AGREEMENT; PROVIDING FOR SEVERABILITY, CONFLICT, AND EFFECTIVE DATE.**

**WHEREAS**, finds it in the best interest of the city to confirm a uniform meeting calendar for conduct of business and public participation at City meetings; and

**WHEREAS**, the identified Calendar Schedule for all regular City Commission Meetings for the period beginning January 1, through December 31, 2026, is hereby presented.

**NOW, THEREFORE, BE IT RESOLVED BY THE CITY COMMISSION OF THE CITY OF CLEWISTON, FLORIDA AS FOLLOWS:**

**SECTION 1:** The foregoing “Whereas” clauses are hereby ratified and confirmed as being true and correct and are hereby made a specific part of this Resolution upon adoption hereof.

**SECTION 2:** The City Commission of the City of Clewiston hereby adopts Resolution No. 2025-76 the City Commission Meeting Schedule for calendar year 2026, beginning January 1, 2026, and ending December 31, 2026, as set forth in Exhibit “A” attached hereto.

**SECTION 3:** The City Commission may from time to time, by motion, add, modify, change, and delete meetings from the attached Meeting Schedule as necessary to conduct the business of the City of Clewiston.

**SECTION 4:** This Resolution shall become effective upon its adoption.

Commissioner \_\_\_\_\_ offered the foregoing resolution. Commissioner \_\_\_\_\_ seconded the motion, and upon being put to a vote, the vote was as follows:

|                               | <u><b>Aye</b></u>        | <u><b>Nay</b></u>        | <u><b>Absent</b></u>     |
|-------------------------------|--------------------------|--------------------------|--------------------------|
| JAMES PITTMAN, MAYOR          | <input type="checkbox"/> | <input type="checkbox"/> | <input type="checkbox"/> |
| HILLARY HYSLOPE, VICE MAYOR   | <input type="checkbox"/> | <input type="checkbox"/> | <input type="checkbox"/> |
| BARBARA EDMONDS, COMMISSIONER | <input type="checkbox"/> | <input type="checkbox"/> | <input type="checkbox"/> |
| MALI GARDNER, COMMISSIONER    | <input type="checkbox"/> | <input type="checkbox"/> | <input type="checkbox"/> |
| JASON WILLIAMS, COMMISSIONER  | <input type="checkbox"/> | <input type="checkbox"/> | <input type="checkbox"/> |

**PASSED AND APPROVED** by the City Commission of the City of Clewiston on this **15th** day of **December** 2025.

**ATTEST:**

**CITY OF CLEWISTON, FLORIDA**

\_\_\_\_\_  
**Fransheska Berrios, City Clerk**

\_\_\_\_\_  
**James Pittman, Mayor**

**(MUNICIPAL SEAL)**

**APPROVED AS TO FORM  
AND LEGAL SUFFICIENCY**

By: \_\_\_\_\_  
**Kaylee Tuck, City Attorney**



## EXHIBIT “A”

### CITY OF CLEWISTON

2026 Regular Commission Meeting and Workshop Schedule  
Meetings and Workshops are held in the City Hall Commission Chambers  
115 W. Ventura Avenue, Clewiston, FL 33440  
Telephone 863-983-1484

|   |
|---|
| Meetings –5:00 p.m.   |
| 01/26/2026 (due to MLK Jr Day)  |
| 02/16/2026  |
| 03/16/2026  |
| 04/20/2026  |
| 05/18/2026  |
| 06/15/2026  |
| 07/20/2026  |
| 08/17/2026  |
| The two Budget Hearing in September to Be Scheduled   |
| 10/19/2026  |
| 11/16/2026  |
| 12/14/2026  |
| Meeting dates are subject to change. Rescheduled meetings will be posted on our web site as soon as they are known. |
| Budget Workshops and Hearings Schedule - To be determined   |
| Special Meetings and Workshops Schedule – To be scheduled as needed   |
| Contact City Clerk Fransheska Berrios for information regarding agenda items or meetings at 863-983-1484 ext. 104.  |



## **Agenda Item Memorandum**

**TO:** City Commission of the City of Clewiston  
**FROM:** Lynne Mila, Director of Operations  
**VIA:** Danny Williams, City Manager  
**DATE:** December 15, 2025  
**SUBJECT:** Consideration of approval of Resolution 2025-77

### **Background:**

Resolution No. 2025-77 approves the Electric Power Systems (EPS) professional services contract for the Clewiston Distribution Substation Breakers 12030 and 12400 and Relay Replacements project. The city participated in the FMPA Joint Purchasing Project for Substation Maintenance Services ITB# 2022-034. EPS was a selected awarded bidder.

### **Fiscal Impact:**

\$136,300. This is a FY2026 budgeted item.

### **Recommendation:**

Staff recommends approval of Resolution 2025-77

### **Attachments:**

1. Resolution 2025-77
2. Proposal ORL-JM-Q25163
3. FMPA award extension memo

**CITY OF CLEWISTON**

**RESOLUTION NO. 2025-77**

**A RESOLUTION OF THE CITY COMMISSION OF THE CITY OF CLEWISTON, FLORIDA, APPROVING AN AGREEMENT FOR DISTRIBUTION SUBSTATION FEEDER BREAKER REPLACEMENT CONTRACT BETWEEN THE CITY OF CLEWISTON AND ELECTRIC POWER SYSTEMS; AUTHORIZING THE APPROPRIATE CITY OFFICIALS TO EXECUTE THE AGREEMENT; PROVIDING FOR SEVERABILITY, CONFLICT, AND EFFECTIVE DATE.**

**WHEREAS**, the City of Clewiston ("City") is the owner of a 138kV Electric Distribution Substation; and

**WHEREAS**, the city as a member of the Florida Municipal Power Agency (FMPA) participates in the Joint Purchasing Project; and

**WHEREAS**, contractor Electric Power Systems is an awarded bidder for the FMPA Provision of Substation and Generating Station Maintenance Services Contract, FMPA ITB #2022-034, and

**WHEREAS**, the City of Clewiston Board of Commissioners finds it in the best interest of the city to enter into an agreement between EPS and the City of Clewiston, Florida, for the Clewiston Substation Breaker Replacement project, and

**WHEREAS**, the city is authorized by law to enter into this agreement.

**NOW, THEREFORE, BE IT RESOLVED BY THE CITY COMMISSION OF THE CITY OF CLEWISTON, FLORIDA, THAT:**

**SECTION 1.** The foregoing "WHEREAS" clauses are hereby ratified and confirmed as being true and correct and is hereby made a specific part of this Resolution.

**SECTION 2.** The City Commission of the City of Clewiston hereby authorizes the City to utilize the contract above for the purpose which is specified in this Resolution and authorizes the mayor or his designee and the City Clerk, as attesting witness, on behalf of the City to enter into the agreement.

**SECTION 3.** This Resolution shall become effective immediately upon its passage and adoption.

**RESOLUTION NO. 2025-77**

Commissioner \_\_\_\_\_ offered the foregoing resolution. Commissioner \_\_\_\_\_ seconded the motion, and upon being put to a vote, the vote was as follows:

|                               | Aye                      | Nay                      | Absent                   |
|-------------------------------|--------------------------|--------------------------|--------------------------|
| JAMES PITTMAN, MAYOR          | <input type="checkbox"/> | <input type="checkbox"/> | <input type="checkbox"/> |
| HILLARY HYSLOPE, VICE MAYOR   | <input type="checkbox"/> | <input type="checkbox"/> | <input type="checkbox"/> |
| BARBARA EDMONDS, COMMISSIONER | <input type="checkbox"/> | <input type="checkbox"/> | <input type="checkbox"/> |
| MALI GARDNER, COMMISSIONER    | <input type="checkbox"/> | <input type="checkbox"/> | <input type="checkbox"/> |
| JASON WILLIAMS, COMMISSIONER  | <input type="checkbox"/> | <input type="checkbox"/> | <input type="checkbox"/> |

PASSED AND APPROVED by the City Commission of the City of Clewiston this **15th** day of **December** 2025.

ATTEST:

CITY OF CLEWISTON, FLORIDA

\_\_\_\_\_  
**Fransheska Berrios, City Clerk**

\_\_\_\_\_  
**James Pittman, Mayor**

**(MUNICIPAL SEAL)**

**APPROVED AS TO FORM  
AND LEGAL SUFFICIENCY**

By: \_\_\_\_\_  
**Kaylee Tuck, City Attorney**



Sharon Samuels  
Procurement Lead

## MEMORANDUM

January 15, 2025

**To:** FMIPA Members  
**From:** Sharon Samuels  
**Re:** Status of the Substation & Generating Station Maintenance Services Award  
Bid ITB# 2022-034

\*\*\*\*\*

The Provision of Substation & Generating Station Maintenance Services Bid award extension is scheduled to expire February 28, 2025. According to the FMIPA Terms & Conditions, the bid award may be extended annually by mutual consent.

Last year, the award was extended with ABB, Inc.; Electric Power Systems; Electrical Engineering Enterprise; Flo Power; MP Predictive Technologies; North American Substation Services; Patterson & Dewar; Premier Power Maintenance; Southern Switches & Contacts; and Utility Engineering, LLC.

All awarded bidders have been contacted to determine their interest in extending the bid award for an additional year.

Electrical Engineering Enterprises has implemented a price increase in accordance with Paragraph 13 (escalation/de-escalation) of the Terms and Conditions section of the bid. It was accepted by the Participating Members.

MP Predictive Technologies has implemented a price increase in accordance with Paragraph 13 (escalation/de-escalation) of the Terms and Conditions section of the bid. It was accepted by the Participating Members.

Premier Power Maintenance has implemented a price increase in accordance with Paragraph 13 (escalation/de-escalation) of the Terms and Conditions section of the bid. It was accepted by the Participating Members.

Utility Engineering declined the extension opportunity.

All other bidders have agreed to extend their terms and prices for an additional year. All other aspects of the bid remain the same. This award extension expires on February 28, 2026.

If you have any questions regarding this bid extension opportunity, please feel free to contact me.



**FLORIDA MUNICIPAL POWER AGENCY**  
**Substation and Generating Station Maintenance Services - Bid Form**

|   |                             |  |                         |                                |                  |                  |                            |
|---|-----------------------------|--|-------------------------|--------------------------------|------------------|------------------|----------------------------|
| <b>Travel Cost Breakdown:</b>   | <b>Charge (\$)</b>          | Below, please indicate the <b>total travel cost</b> per crew, including mileage and man-hours, from your facility to <b>each individual city</b> . |                         |                                |                  |                  |                            |
| Mileage rate (\$ per mile)  | \$1/mile                    | <b>ZONE 1</b>  | Beaches Energy Services | City of Green Cove Springs     | City of Starke   | City of Mt. Dora | New Smyrna Beach Utilities |
| Travel Rate (\$ per hour per man)   | \$130/HR<br>FOR TECHNICIAN  |  | \$371 for 1 tech        | \$380 for 1 tech               | \$415 for 1 tech | \$142 for 1 tech | \$192 for 1 tech           |
|   | \$120/HR<br>FOR ELECTRICIAN | <b>ZONE 2</b>  | City of Bartow          | City of Wauchula               |                  |                  |                            |
|   |                             |  | \$193 for 1 tech        | \$254 for 1 tech               |                  |                  |                            |
| <p>* NOTE: Please refer to the "FMPA Members by Zones" map for locations of zones and the cities therein.</p> <p>In reference to Section 3, of the terms and conditions, Please indicate below if you are unable to provide service in a particular zone by printing the number (s) below.</p> <p style="text-align: center;">_____</p> | <b>ZONE 3</b>               | City of Clewiston  | City of Homestead       | Ft. Pierce Utilities Authority |                  |                  |                            |
|   |                             | \$448 for 1 tech   | \$745.2 for 1 tech      | \$300.5 for 1 tech             |                  |                  |                            |
|   | <b>ZONE 4</b>               | Keys Energy Services   |                         |                                |                  |                  |                            |
|   |                             | \$1,150 for 1 tech   |                         |                                |                  |                  |                            |
|   | <b>ZONE 5</b>               | Town of Havana   |                         |                                |                  |                  |                            |
| \$735 for 1 tech  |                             |  |                         |                                |                  |                  |                            |
| <b>Miscellaneous Charges:</b>   | <b>Charge (\$)</b>          | <b>Comments:</b>   |                         |                                |                  |                  |                            |
| Charge if work is cancelled prior to mobilization   | 0                           | NO subcontractors to be used   |                         |                                |                  |                  |                            |
| Charge if work is cancelled after mobilization  | \$2000 flat fee             |  |                         |                                |                  |                  |                            |
| Breakdown and setup costs   | 0                           |  |                         |                                |                  |                  |                            |
| Per diem rate if overnight stay is required   | \$270/day per technician    |  |                         |                                |                  |                  |                            |
| Mark-up rate for materials  | 17%                         |  |                         |                                |                  |                  |                            |
| Storm/Emergency-related response rate   | \$225/HR                    |  |                         |                                |                  |                  |                            |
| Additional charges (please provide explanation)   | \$500 fee.....              | For any testing equipment necessary that is not in-house. Please attached list of in-house testing equipment.                                      |                         |                                |                  |                  |                            |

MPP New Pricing

**FLORIDA MUNICIPAL POWER AGENCY**  
**Substation and Generating Station Maintenance Services - Bid Form**

| Hourly Charges:  | Charge (\$) |  | Comments:   |
|--|-------------|--|---|
| Hourly Cost (Straight Time) for Technician             | \$165/HR    |  | Mon-Fri, 8 hours/day  |
| Overtime Hourly Cost for Technician                    | \$247.50/HR |  | Any overtime (past 8 hours in a day), as well as Saturday & emergency rate                    |
| Premium Hourly Cost for Technician                     | \$330/HR    |  | Sundays & holidays rate   |
| Hourly Cost (Straight Time) for Technician Supervisor  | \$185/HR    |  | Overtime, Saturdays and emergencies are time and a half<br>Sundays & holidays are double time |
| Hourly Charges:  |             |  |   |
| Hourly Cost (Straight Time) for Electrician            | \$120/HR    |  | Mon-Fri, 8 hours/day  |
| Overtime Hourly Cost for Electrician                   | \$180/HR    |  | Any overtime (past 8 hours in a day), as well as Saturday & emergency rate                    |
| Premium Hourly Cost for Electrician                    | \$240/HR    |  | Sundays & holidays rate   |
| Hourly Cost (Straight Time) for Electrician Supervisor | \$185/HR    |  | Overtime, Saturdays and emergencies are time and a half<br>Sundays & holidays are double time |

**MPP New Pricing**

**FLORIDA MUNICIPAL POWER AGENCY**  
**Substation and Generating Station Maintenance Services - Bid Form**

|   |                     |  |                         |                            |                |                  |                            |                                |
|---|---------------------|--|-------------------------|----------------------------|----------------|------------------|----------------------------|--------------------------------|
| <b>Travel Cost Breakdown:</b>   | <b>Charge (\$)</b>  | Below, please indicate the <b>total travel cost</b> per crew, including mileage and man-hours, from your facility to <b>each individual city</b> . |                         |                            |                |                  |                            |                                |
| Mileage rate (\$ per mile)  | <b>\$2.25</b>       | <b>ZONE 1</b>  | Beaches Energy Services | City of Green Cove Springs | City of Starke | City of Mt. Dora | New Smyrna Beach Utilities |                                |
| Travel Rate (\$ per hour per man)   | <b>\$140.00/ hr</b> |  | 9Hr/ 550 mi             | 9Hr/ 540 mi                | 8Hr/ 500mi     | 3Hr/ 305Mi       | 7Hr/ 375 Mi                |                                |
|   |                     | <b>ZONE 2</b>  | City of Bartow          | City of Wauchula           |                |                  |                            |                                |
|   |                     |  | 3Hr/ 150 Mi             | 1H/ 100 Mi                 |                |                  |                            |                                |
| * NOTE: Please refer to the "FMPA Members by Zones" map for locations of zones and the cities therein.<br><br>In reference to Section 3, of the terms and conditions, Please indicate below if you are unable to provide service in a particular zone by printing the number (s) below.<br><br><u>          N/A          </u> |                     | <b>ZONE 3</b>  | City of Clewiston       | City of Homestead          |                |                  |                            | Ft. Pierce Utilities Authority |
|   |                     |  | 3Hr/ 160 Mi             | 6Hr/ 400Mi                 |                |                  |                            | 5Hr/ 250 Mi                    |
|   |                     | <b>ZONE 4</b>  | Keys Energy Services    |                            |                |                  |                            |                                |
|   |                     |  | 10Hr/ 600 Mi            |                            |                |                  |                            |                                |
|   |                     | <b>ZONE 5</b>  | Town of Havana          |                            |                |                  |                            |                                |
|   |                     |  | 12Hr/ 770 Mi            |                            |                |                  |                            |                                |
| <b>Miscellaneous Charges:</b>   | <b>Charge (\$)</b>  | <b>Comments:</b>   |                         |                            |                |                  |                            |                                |
| Charge if work is cancelled prior to mobilization   | <b>5%</b>           | *Per Diem will be based on current GSA rates for City/ County work is being executed.  |                         |                            |                |                  |                            |                                |
| Charge if work is cancelled after mobilization  | 5% plus Mob cost    | *Mileage for mobilization to each city is based on (1) round-trip.   |                         |                            |                |                  |                            |                                |
| Breakdown and setup costs   | <b>T&amp;M</b>      | *Standard crew-size for most mobilizations will be (2) technicians, unless otherwise stated.   |                         |                            |                |                  |                            |                                |
| Per diem rate if overnight stay is required   | <b>*GSA</b>         | *Emergency rates apply for the first (24) hours. Following that period, regular rates apply.   |                         |                            |                |                  |                            |                                |
| Mark-up rate for materials  | <b>15%</b>          | *For any work canceled after mobilization, customer will be charged mobilization, plus 5% of project.  |                         |                            |                |                  |                            |                                |
| Storm/Emergency-related response rate   | <b>1.25x</b>        |  |                         |                            |                |                  |                            |                                |
| Additional charges (please provide explanation)   |                     |  |                         |                            |                |                  |                            |                                |

Premier Power New Pricing

**FLORIDA MUNICIPAL POWER AGENCY**  
**Substation and Generating Station Maintenance Services - Bid Form**

| Hourly Charges:  | Charge (\$) |  | Comments: |
|--|-------------|--|-----------|
| Hourly Cost (Straight Time) for Technician             | \$211.50    |  |           |
| Overtime Hourly Cost for Technician                    | \$324.00    |  |           |
| Premium Hourly Cost for Technician                     | \$405.00    |  |           |
| Hourly Cost (Straight Time) for Technician Supervisor  | \$211.50    |  |           |
| Hourly Charges:  |             |  |           |
| Hourly Cost (Straight Time) for Electrician            | \$211.50    |  |           |
| Overtime Hourly Cost for Electrician                   | \$324.00    |  |           |
| Premium Hourly Cost for Electrician                    | \$405.00    |  |           |
| Hourly Cost (Straight Time) for Electrician Supervisor | \$211.50    |  |           |

Premier Power New Pricing

# ***ELECTRIC POWER SYSTEMS***

***TESTING & ENGINEERING SERVICES***

## **CITY OF CLEWISTON**

**Breaker 12030 & 12400 Replacements**

**ORL-JM-Q25163**

**6/17/25**



Setting The  
***Standard of Excellence***  
In the Power Industry

This document, and all information contained herein, is proprietary to Electric Power Systems. Any Unauthorized use, distribution, or reproduction of this document (in whole or in part) or of any information contained herein is specifically prohibited. This legend must appear on any authorized reproduction (in whole or in part.)



3806 Caboose Place Sanford, FL 32771 United States • [www.epsii.com](http://www.epsii.com)

Date: Jun 17, 2025

Lynne Mila  
CITY OF CLEWISTON  
115 W. VENTURA AVE.  
CLEWISTON, FL 33440

Phone: 863-983-1454  
Cell: 678-200-8707  
Email: [lynne.mila@clewiston-fl.gov](mailto:lynne.mila@clewiston-fl.gov)

**Reference: EPS Quote #ORL-JM-Q25163**

Attn: Lynne Mila

Thank you for your interest in Electric Power Systems International Inc. ("EPS"). We are pleased to offer our professional services on Breaker 12030 & 12400 replacements. EPS will provide the necessary field service engineers, technicians, tools, and test equipment to complete the outlined proposal and definition of project scope of work.

EPS is setting the standard of excellence in the power industry by using our unsurpassed experience, safety record, state-of-the-art training programs and professional credentials. As a full member of the International Electrical Testing Association (NETA), a recognized leader and ANSI standards developer for the electrical testing industry, you are assured that all testing is performed objectively according to NETA / ANSI standards.

EPS offers complete solutions for electrical system reliability and safety including commissioning and startup services, acceptance and maintenance testing, transformer services, engineering studies, and electrical and safety training. By selecting EPS, you will quickly understand how we are your single source solution for all your electrical reliability needs. EPS has 30+ offices located in North America and experienced professionals when and where you need them, to meet your project schedule. For more information, visit our website at [www.epsii.com](http://www.epsii.com)

Thank you for giving Electric Power Systems International Inc. the opportunity to provide service for your electrical requirements and for your cooperation and continued support. Please feel free to contact me at 407.509.6541 to schedule this work or if you have any questions.

Respectfully Submitted,

**Josh Matthews**  
**Sales Manager**

3806 Caboose Place  
Sanford, FL 32771  
407-214-8309 Direct  
407.509.6541 Office  
[j.matthews@voltyx.com](mailto:j.matthews@voltyx.com)  
[www.epsii.com](http://www.epsii.com)



**Project:**

Electric Power Systems International Inc. (EPS) is pleased to offer professional services on Breaker 12030 SEL Upgrade. This project is located at Clewiston, Florida. All testing will be in accordance with Customer Testing Specifications as stated below.

This service proposal is designed using industry standards to provide economic and safety-related benefits. This program will also establish a base-line record or trending data to be utilized as an ongoing maintenance program to enhance the system reliability through future preventive maintenance.

**Equipment to Be Constructed/Tested Per the Following One-Line(s)/Drawings:**

1. Feeder 12030 and Feeder 12400 replacement to include all new control wire to house and relay protection modifications. (client to provide all bulk materials, EPS to provide wire, lugs, & labels) All protection scheme upgrades to be included in pricing. Testing of both feeder breaker is included as well.
2. City of Clewiston to deliver new breakers to the site. EPS will assist with rigging and off-loading.
3. EPS to load existing breakers onto trailer provided by the City of Clewiston crew.
4. Fix damaged 1" conduit throughout feeder breaker area.
5. Testing and commissioning of both breakers and associated relays.
6. Final turn over package to include as-built drawings and all test documentation.

**Project Schedule:**

1. Project will be performed based on customer's mutual agreed upon schedule.
2. The duration of this project is estimated to take minimum of 2 Week(s).
3. EPS has estimated 2 mobilization(s) to complete this project. Any additional mobilizations, not at the fault of EPS, will be charged as an extra.

**Pricing:**

Total price for Inspection & Testing of electrical equipment listed above for this project is as follows:

**Price For Breaker 12030 SEL Upgrade Listed Above Only:.....\$ 136,292.93 USD**

*\* Assuming work is performed during Normal Business Hours = ST/OT\**

*\*Pricing includes travel expenses, per diem, etc.*

**Electric Power System Responsibilities:**

1. EPS will provide the necessary field service engineers, technicians, tools and test equipment to complete the testing of the equipment as defined by project scope of work.
2. EPS will provide all required documentation for the applicable field tests as defined by project scope of work.
3. EPS will provide the following safety items:
  - a) Perform a Daily Onsite Job Hazard Analysis prior to commencing any site activities.
  - b) Coordinate with customer to perform Lock Out/Tag-Out (LOTO) activities as required by project scope of work (if applicable).

- c) Perform equipment inspections as required by project scope of work.
- d) Report any items that are believed to have a potential for an unsafe work condition.
- 4. EPS will provide a full report to include scope of work, test dates, test data, problems found and recommendations.

**Customer Responsibilities (but not limited to):**

- 1. Supply personnel for assistance with loading and unloading test equipment if required by project scope of work.
- 2. Supply adequate power for test equipment as required by project scope of work.
- 3. Supply all load banks if required by project scope of work.
- 4. Supply all lifting devices if required by project scope of work.
- 5. Coordinate, supply, and ensure all scheduled equipment in a priority list defining sequential order by the project scope of work to be tested available upon arrival of EPS Personnel.
- 6. Allow and ensure free, clear, and uninterrupted access to all equipment being tested by project scope of work.
- 7. Client to provide access and testing assistance to all electrical equipment and provide an on-site manager and at least one field technician to satisfy any jobsite regulations per mobilization.
- 8. Provide up to date documents listing all protective device settings, any necessary electrical drawings, manufacturer's instruction manuals and a source of test power as required.
  - a) If drawings and settings are not available, EPS engineering services can update one-line drawings and perform a coordination study for an additional fee (if applicable).
- 9. Arrange and pay for any utility outages that may be required to de-energize equipment to be tested.
- 10. Customer shall perform all switching required to de-energize the equipment to be tested.
  - a) If EPS is required to perform switching, Customer must submit a signed Switching Agreement relieving EPS of any and all liability associated with such switching activity.
- 11. Provide allotted time per project scope of work to allow EPS lead personnel to walk the project site and finalize project schedule (if required).
- 12. Terminations need to be made accessible and possibly de-terminated for specific tests (if applicable).
- 13. With the request for quote not containing one-line drawings, schematics, three lines, or schedule of work pricing may be affected by additions to scope not accounted for.
- 14. EPS will require all equipment to be installed, set on pads, and grounded before testing.
- 15. Client to provide a safe location for test equipment to be left on-site for the duration of the project.
- 16. Provide (72) hour notice for scheduling of testing so that there is compliance with the California Labor Laws (if applicable).
- 17. EPS will require 100% of the control wiring to be complete.
- 18. Relay Testing is assumed to be a single group of settings. Any additional groups or changes to the settings after programing will be performed at T&M rates.
- 19. Client to provide all protective device settings, coordination study, and three (3) sets updated drawings, and specifications two weeks prior to mobilization. EPS reserves the right to requote based on revision or delays associated with these items.
- 20. Client design engineer will be responsible for any design clarifications/additions/changes and "red lining" of drawings to reflect changes found by EPS during system function tests and control wiring checks.

21. Client is to supply man-lift for the duration of testing. If required by EPS, this will be per our T&M rates.
22. Client to provide SF6 gas, heating blankets, regulators, and all equipment necessary for filling of the main circuit breakers.
23. Client to supply fault simulations test plans. End to end testing has been quoted for functionality tripping rather than proving specific pre-determined fault locations. If provided by EPS, this will be per EPS T&M rates sheet.
24. Cover the costs of illness/disease testing and or PPE fitment if applicable.
25. EPS assumes that relay personnel will be needed for the local end only. If personnel or equipment are required at the remote end this will be re-quoted or supplied at T&M rates.

All testing will be performed using RTS Enoserv software or Doble protection suite. Any relay settings changed or found to conflict with the protection scheme will be retested at a Time and Material rate per the conditions of this quotation.

**Terms of Payment**

An invoice in the amount of the above firm price plus billing for any additional work or standby time outside of EPS control will be issued upon completion or progress billing could apply for the defined scope of work based on the length of the project. Payments are due and payable Net 30 days from the date of each invoice.

The issuing of a purchase order to EPS along with credit approval, will be sufficient to form an agreement on the terms and conditions referenced in this proposal.

This proposal is based upon working Monday thru Friday, normal business hours which includes a 40-hour work week (unless otherwise stated above).

**General Clarifications and Assumptions:**

1. Price assumes work to be performed Monday thru Friday, normal business hours (excluding holidays).
2. EPS shall be notified, a minimum of ten working days prior to being required to mobilize.
3. This quote is only valid for 30 days from the date of the proposal.
4. If this is a Public Works or Federal/State/Local funded project and subject to Prevailing Wages this proposal can and will change based on the current Public Works wage determinations based on the location of the said project involved. Any failures and or/omittance as to the knowledge of a public works project shall allow EPS to remedy any monetary/contractual/legal requirements of said project subject to Prevailing wage to take place and you the "CLIENT" agrees to pay the additional costs associated with the public works project. EPS follows all Federal/State/Local requirements on any level and will comply as such in doing it so it is the "CLIENTS" responsibility to fully disclose all the requirements of their obligations as well when entering into any Federal/State/Local funded projects.
5. This price does not include any time associated to safety meetings, training, commissioning meetings or gaining security access.
6. EPS Terms and Conditions of Sales and Services are here by incorporated into this proposal.
7. The price above is based on the assumption of accuracy of the electrical system data supplied to EPS (e.g. single-line diagram, equipment list or another source). Any unplanned time necessitated by inaccuracies of this information due to restricted site access, deficiencies discovered or safety guidelines (e.g. safety equipment, procedures) may result in a work stoppage, and be additionally billed on a time and material basis in accordance with our current published rates for applicable class of service.

8. Payment subject to any withholding or offset for disputed amounts, shall not delay payment of the original contract, which shall be paid Net 30 days from receipt of properly submitted and documented invoice.
9. EPS will require a purchase order, letter of commitment or written notice to proceed prior to the start of this project.
10. EPS reserves the right to bill for any project delays (especially if EPS is forced to remain on-site until testing is ready to be performed & updated settings/drawings provided) caused by pre-start delays and/or on-going project delays/deficiencies. This proposal is based on a set amount of mobilizations/demobilizations as stated per the items listed above and if additional site visits are required for any reason before or after the agreed upon project completion deadline; additional T&M charges will be incurred per EPS' rate sheet. The following will be billed in accordance with EPS' rate sheet:
  - a) Retest or repair of any faulty equipment.
  - b) Significant on-site project delays including but not limited to acquiring accurate relay settings or drawings, equipment deliveries, installation, weather delays, equipment problems or stand-by time.
  - c) Testing scope of work deficiencies or troubleshooting.
  - d) Optional work or expenses in addition to or outside of the scope of work, as indicated in this proposal.
11. Price assumes 5 days for equipment testing with 1 mobilization(s). Any additional mobilizations, or additional trips requested by the customer will incur additional mobilization charges.
12. Any additional materials furnished by EPS outside of the described scope of work will require prior approval by the customer before ordering and are subject to cost plus, taxes, and freight charges.
13. Any equipment rented, such as man-lifts, generators, load banks, etc., will be subject to an upcharge plus delivery or shipping.
14. This price is for testing each item listed in the scope of work once. Any retesting of defective equipment or replaced equipment will be considered out of scope work, and will require a change order.
15. No equipment will be energized prior to testing, EPS must be notified by the client prior to energizing any switchgear.
16. All tested equipment will have a calibration sticker applied with the calibration date document (if applicable).

3806 Caboose Place Sanford, FL 32771 United States • [www.epsii.com](http://www.epsii.com)

### ***ELECTRIC POWER SYSTEMS INTERNATIONAL, INC. TERMS AND CONDITIONS OF SALES AND SERVICE***

#### **1. Terms and Conditions of Sale**

a. ELECTRIC POWER SYSTEMS INTERNATIONAL, INC. (the "Company") pursuant to the other documents (the "Purchase Order") attached hereto and incorporated herein has agreed to provide the services set forth in the Purchase Order to CITY OF CLEWISTON (the "Purchaser").

b. The Terms and Conditions contained herein shall not be modified by oral, parol, or other extrinsic evidence, but may only be modified or supplemented by a written document duly executed and accepted by Company. The Terms and Conditions contained herein supersede any prior or contemporaneous agreements or correspondence between the parties. In the event of any conflict between the Terms and Conditions set forth herein and the Purchase Order, then in that event, the Purchase Order shall control.

#### **2. Terms of Payment**

a. Unless stated otherwise in Company's Purchase Order, the full invoice amount is due and payable within thirty (30) days of invoice date.

b. All invoices submitted by the Company to Purchaser shall be paid as set forth above. In the event invoices are not paid in accordance with such terms of payment, interest shall be charged on each invoice at one and one half (1-1/2%) percent per month on the unpaid balance (or at the maximum legal rate permitted), computed from the date payment is due (as set forth in 2.a. above) until the date paid.

c. In the event that the Company incurs legal expense(s) in enforcing its rights to receive timely payment of all invoices, Purchaser agrees to pay all reasonable attorney's fees, court costs, and other expenses incurred by the Company.

d. Any check or remittance received from or for the account of the Purchaser may be accepted and applied by Company against any indebtedness or obligation owing by Purchaser as shown by the books and records of Company without prejudice to or the discharge of the remainder of any such indebtedness or obligation regardless of any condition, statement, or notation appearing on, referring to or accompanying such check or remittance.

#### **3. Payment**

a. If, in the opinion of the Company, financial condition of the Purchaser at the time the parts or equipment is ready for shipment or services are ready for performance is such that the Company does not believe the Purchaser will make timely payment, the Purchaser may be requested before shipment or before performance of services, to arrange terms of payment reasonably satisfactory to the Company.

b. In the event of the insolvency, bankruptcy or default of the Purchaser, the Company shall be entitled to cancel any outstanding Purchase Order(s), to receive reimbursement for its reasonable and proper cancellation charges, and to retain possession of parts or equipment repaired or serviced under the Purchase Order until the charges are paid. If the charges are not paid within ninety (90) days of completion of the work and invoicing the Purchaser, Company, at its option, shall be entitled to sell the parts or equipment at a public or private sale upon the giving of written notice to the Purchaser at least five (5) days prior to such sale.

#### **4. Quotations**

a. Unless otherwise stated, Quotations are void unless accepted within ninety (90) days from the date thereof. During said period and prior to acceptance, all Quotations are subject to change upon notice. All Orders made thereon are not binding until and unless accepted in writing by the Company. Shipping dates are approximate and are based upon prompt in writing receipt of all necessary information and with approved drawings whenever required. Stenographic and clerical errors are subject to correction.

#### **5. Price Policy**

Prices are subject to change without notice. Applicable price adjustment clause(s) will be stated at the time of quotation and will be included as part of the quotation.

#### **6. Delivery - Risk of Loss**

All transportation costs shall be for the account of the Purchaser and shall be added to the invoice. The parts or equipment sent to the Company for repair shall be delivered by Purchaser F.O.B. the Company's Service Center. Repaired parts or equipment and other parts or equipment furnished by the Company shall be delivered to the Purchaser F.O.B. the Company's Service Center. Risk of loss or damage to any parts or equipment furnished by the Company under the contract shall pass to the Purchaser F.O.B. the Company's Service Center. Title to any parts or equipment finished by the Company under the contract shall pass to Purchaser upon payment in full. Risk of loss or damage to the Purchaser's parts or equipment shall be with the Purchaser at all times.

#### **7. Shipping Dates**

Shipping and/or completion dates are approximate and are based on prompt receipt of all necessary information and approvals from the Purchaser. Unless the Purchaser stipulates on its Purchase Order that an earlier shipment is not permissible, the Company reserves the right to ship prior to the contract shipping date.

#### **8. Force Majeure**

a. The Company shall not be liable for failure to perform or for delay in performance due to fire, flood, strike labor issue(s), act of God, act of any governmental authority or of the Purchaser, embargo, fuel or energy shortage, car shortage, faulty castings or forgings, wrecks or delay in transportation, inability to obtain necessary labor, materials or manufacturing facilities from usual sources, unanticipated, hidden or concealed site conditions, or due to any cause beyond its reasonable control.

b. In the event of delay in performance due to any such cause, the date of delivery or time for completion will be extended by a period of time reasonably necessary to overcome the effect of such delay. The Company reserves the right to amend the purchase price as a result of increased costs from such delay.

#### **9. Penalty Clauses**

Under no circumstances shall the Company be liable or responsible for any penalty or liquidated damages of any kind, written or implied, nor shall Company be liable for any liabilities arising directly or indirectly out of such clauses, unless such penalty or liquidated

damage provision has been accepted and approved by Company in writing by a duly authorized designated officer of the Company.

#### **10. Warranty**

a. The Company expressly warrants, subject to the terms, conditions, and limitations contained herein that: (a) any replacement or other parts furnished by it, or any work done by it on the Purchaser's equipment shall be free of defects in workmanship and materials, (b) any specialized tools, equipment and instruments for the use of which a charge is made to the Purchaser shall be adequate for the work to be performed, and (c) the services performed by it will be competent.

b. The Company shall, upon prompt written notice from the Purchaser, correct any failure to conform to any of the applicable foregoing warranties which is first manifested within a period of one (1) year after completion of the work, or shipment of the part. Such correction may, in the case of item (a) above, and at the election of the Company, be limited to the repair or replacement F.O.B. the Company's Service Center, of the defective part or parts furnished by it. In the case of any other breach of the foregoing warranty, the Company shall furnish its services or specialized tools, equipment and instruments, to the same extent as provided on the original work. It is understood and agreed that, unless otherwise agreed to in writing by the Company, the Company assumes no responsibility with respect to the suitability of the Purchaser's equipment or with respect to any latent defects in the same. In no event shall the Company be responsible for providing working access to the defect (which working access shall be the sole responsibility of the Purchaser), including the removal, disassembly, replacement or reinstallation of any equipment, materials or structures to the extent necessary to permit the Company to perform its warranty obligations, or transportation costs to and from the Company factory or repair facility, or for damage to equipment components or parts, resulting in whole or in part from improper maintenance or operation, or from their deteriorated condition. The condition of any tests shall be mutually agreed upon and the Company shall be notified of, and may be present at all tests that may be made.

c. The above warranty term does not apply to products which have a useful life, under normal use, inherently shorter than the one (1) year period indicated above in which instance the warranty shall extend only to that period of its useful life. The Company's sole responsibility with respect to products manufactured by the supplier is to extend to Purchaser the same warranty it receives from the supplier.

d. The Company warrants that any engineering studies performed by it will conform to good professional standards then existing at the time of performance. Any portion of the study which does not so conform shall be corrected by the Company upon notification in writing by the Purchaser within six (6) months after completion of the study.

e. All warranty work shall be performed on a single shift straight time basis, Monday through Friday. In the event that the product requires correction of warranty items on an overtime schedule, the premium portion of such overtime shall be for the Purchaser's account.

f. These warranties shall not apply to any work which (i) has been improperly repaired or altered (other than by Company); (ii) has been subjected to misuse, negligence or accident; (iii) has been installed, commissioned and used in a manner contrary to Company's instructions; (iv) is comprised of materials provided or design stipulated by Purchaser; (v) is used equipment; (vi) has been damaged by or subjected to abrasion, corrosion, or chemicals and gasses due to the physical environment or other conditions exceeding those specified, including without limitation temperature or dirt.

g. EXCEPT AS EXPRESSLY SET FORTH HEREIN, COMPANY MAKES NO WARRANTIES, EXPRESS OR IMPLIED, INCLUDING WARRANTIES OF MERCHANTABILITY OR FITNESS FOR A PARTICULAR PURPOSE, IN CONNECTION WITH THIS PURCHASE ORDER AND THE TRANSACTIONS CONTEMPLATED HEREBY. THE FOREGOING EXPRESS WARRANTIES ARE THE SOLE AND EXCLUSIVE WARRANTIES, AND ALL OTHER WARRANTIES, EXPRESS OR IMPLIED, INCLUDING ALL WARRANTIES AND MERCHANTABILITY OF FITNESS FOR A PARTICULAR PURPOSE AND ALL WARRANTIES ARISING FROM ANY COURSE OF DEALING OR USAGE OR TRADE ARE EXPRESSLY DISCLAIMED HEREIN, WITH THE EXCEPTION SOLELY OF THE WARRANTY OF TITLE AND WARRANTY AGAINST PATENT INFRINGEMENT.

#### **11. Limitation of Liability**

a. THE COMPANY AND ITS CONTRACTORS, SUBCONTRACTORS, SUPPLIERS, AND OTHER AGENTS SHALL, UNDER NO CIRCUMSTANCES OR EVENT, BELIEABLE TO PURCHASER IN EITHER CONTRACT, WARRANTY, TORT (INCLUDING NEGLIGENCE), OR OTHERWISE, FOR ANY INDIRECT, SPECIAL,

INCIDENTAL, EXEMPLARY, PUNITIVE, OR CONSEQUENTIAL DAMAGES OR FOR LOSS OF PROFITS OR REVENUE, OR LOSS OF USE OF EQUIPMENT OR POWER SYSTEM ARISING DIRECTLY OR INDIRECTLY OUT OF THE WORK OR SERVICES PERFORMED BY THE COMPANY OR THE PARTS AND EQUIPMENT UTILIZED OR PROVIDED HEREIN. THE LIMITATION OF LIABILITY SET FORTH HEREIN SHALL ALSO APPLY TO ALL CLAIMS OF CUSTOMERS OF PURCHASER AND ANY DAMAGES SUSTAINED BY SUCH CUSTOMERS.

b. THE LIMITATION OF LIABILITY CONTAINED IN SUBPARAGRAPH a. ABOVE, BY WAY OF ILLUSTRATION, AND NOT BY WAY OF LIMITATION SHALL PERTAIN TO ANY AND ALL LIABILITY ARISING DIRECTLY OR INDIRECTLY OUT OF THE PERFORMANCE OR BREACH THEREOF OF ANY PURCHASE ORDER BY THE COMPANY, AND FROM ANY LIABILITY ASSOCIATED WITH THE MANUFACTURE, SALE, DELIVERY, INSTALLATION, SUPERVISION, DIRECTION, MAINTENANCE, REPAIR, OR USE OF ANY EQUIPMENT COVERED OR FURNISHED UNDER THE PURCHASE ORDER WHETHER SUCH DAMAGES ARISE IN contract, warranty, in tort (including negligence or otherwise).

c. THE TOTAL AMOUNT OF ANY AND ALL CUMULATIVE RECOVERY AGAINST THE COMPANY AND ITS CONTRACTORS, SUPPLIERS,



3806 Caboose Place Sanford, FL 32771 United States • [www.epsii.com](http://www.epsii.com)

SUBCONTRACTORS, AND OTHER AGENTS SHALL NOT UNDER ANY CIRCUMSTANCES WHATSOEVER EXCEED THE LESSER OF THE AMOUNT OF THE PURCHASE ORDER, INCLUDING ANY AND ALL CHANGES THERETO, OR THE AMOUNT OF TWO HUNDRED FIFTY THOUSAND DOLLARS (\$250,000).

### 12. Insurance

During the performance of the Work, the Company shall obtain and maintain the following insurance:

- Workman's Compensation Insurance and Employer's Liability Insurance as required by law;
- Comprehensive General Liability Insurance with a limit of \$1,000,000 each occurrence/aggregate for bodily injuries and with a limit of \$1,000,000 each accident/aggregate for property damage.
- Automobile Liability Insurance with a combined limit of \$1,000,000 bodily injury and property damage.

If Purchaser so requests, the Company shall furnish Purchaser with certificates evidencing the foregoing coverage.

### 13. Nuclear Insurance – Indemnity

With respect to nuclear projects, the Purchaser or the owner of the facility shall have complete and proper insurance protection against liability and property damage which may result from a nuclear incident, and shall agree to indemnify the Company, its suppliers, employees, contractors, and subcontractors of and from any and all claims, actions, causes of actions, or lawsuits resulting from a nuclear incident.

### 14. Returns

No equipment, product, parts, or supplies may be returned without first securing the prior written approval and terms for return from the Company. The return of all of the aforesaid items shall not be permitted without a properly executed returned goods authority form accepted by the Company. All of such items returned which do not provide instructions strictly in accordance with the Company's authority or without charges prepaid will not be accepted. The Company reserves the right to refuse any of such items for credit. All materials returned and accepted will be subject to a minimum twenty percent (20%) restocking charge.

### 15. Termination

After acceptance by the Company, a Purchase Order shall not be terminated, in whole or in part, by the Purchaser except by agreement in writing from the Company and any such agreement will be contingent upon payment of reasonable charges based upon expenses already incurred and commitments made by the Company plus a charge of ten (10%) percent of the contract price to compensate for indirect costs resulting from the termination.

### 16. Patents

Subject to those limitations set forth herein and more specifically paragraphs 10 and 11, the Company will, at its own expense, defend any suit which may be brought against the Purchaser based on a claim that any equipment, materials, or services furnished by the Company under contract constitutes an infringement of any United States letters patent (provided the Company is notified promptly of such suit and copies of all papers therein are delivered to the Company), and the Company agrees to pay all judgments and costs recovered in any such suit and to reimburse the Purchaser for costs or expenses incurred in the defense of any such claim or suit. In case said apparatus or any part is held to constitute infringement and the use of the equipment, materials, or services is enjoined, the Company shall, at its own expense, either procure for the Purchaser the right to continue using the apparatus or part or replace with non-infringing equipment, materials, or services or modify it so it becomes non-infringing, or remove the equipment, materials, or services and refund the purchase price and the transportation and installation cost thereof. The indemnity obligations of this Section shall not apply to (i) equipment or programming specified by the Purchaser, (ii) modification made to equipment by the Purchaser or at its request, or (iii) use of equipment in combination with other equipment not supplied or approved by the Company hereunder. The foregoing states the entire liability of the Company for patent infringement by the equipment, materials, or services or any part thereof.

### 17. Taxes

Prices quoted are exclusive of any present or future federal, state or local sales, use or excise taxes. In states where such sales, use or excise taxes apply, they will be added to the invoice as a separate item unless the Purchaser has furnished an acceptable tax exemption certification from such tax prior to shipment.

### 18. Scrap Materials

All scrap materials become the property of the Company.

### 19. Containers

An extra charge will be made for returnable containers and special shipping devices. A refund will be made only if the containers are returned in good condition to the factory or other point designated by the Company within ninety (90) days from the date of original shipment charges prepaid.

### 20. Site Exclusions

The Company shall not be liable or responsible in any way for any liability arising from any unanticipated, hidden or concealed site conditions of Purchaser's site or for injury to person(s) or property which is caused by such condition.

### 21. Confidential Information

All financial, statistical, operating and personnel materials and information, including, but not limited to, manuals, designs, drawings and specifications, and computer software programs and related documentation relative to or utilized in the Company's business or in the business of any affiliate or subsidiary of the Company is acknowledged by the Purchaser to be the valuable and confidential property of the Company. The Purchaser shall keep and maintain the confidentiality of such information and shall instruct its agents, employees, contractors, and subcontractors of the requirement that such information remain confidential. The Purchaser shall not disclose, photocopy, or otherwise duplicate any such materials without the prior written consent of the Company. Any unauthorized use of such materials or information by the Purchaser shall not affect the Company's ownership rights or the confidential status of such information.

### 22. Non-Solicitation

Purchaser agrees that it will not directly or indirectly engage, employ, solicit, or contact with a view toward the engagement or employment any person who is employed by or who acts as an independent contractor on behalf of the Company during the timeframe during services are rendered to Purchaser, and for a period of one (1) year after the completion of the project. In the event of any threatened breach of this non-solicitation provision, Company shall be entitled to injunctive relief by way of an Order to Show Cause, Temporary Restraining Order, Temporary Injunction, and Permanent Injunction without the necessity of posting bond.

### 23. Default/Breach

In addition to all other remedies available to Company, the Purchaser shall be liable and responsible to Company for any and all reasonable attorney's fees, costs, and expenses incurred with respect to enforcing the provisions of the terms and conditions of this Agreement including, but not limited to, all payment obligations required hereunder in the event of any default or breach of any terms and conditions contained herein by Purchaser.

### 24. Governing Law

This Agreement shall be governed by and construed in accordance with the laws of the state of Missouri.

### 25. Forum Selection Provision

[The Company and Purchaser and all persons claiming any rights or privileges hereunder agree that the Circuit Court of St. Louis County, Missouri or the United States District Court for the Eastern District of Missouri shall be the sole and exclusive forum for the commencement and prosecution of any lawsuit. The Company and Purchaser agree to waive any and all objections they have to such forum and to jurisdiction, and agree that this provision is reasonable and affords access to the courts to all parties concerned hereunder. This section may be used by any party as a bar to any action filed in any other jurisdiction or in any other venue.]

### 26. Customer Responsibilities

Our delivery of the services provided herein at the fees set forth herein are dependent, among other things, upon your involvement in all aspects of the services rendered; your ability to provide accurate and complete information as required; your timely and effective completion of any responsibilities assigned to you; and timely decisions and approval by your management. You will be required to provide adequate work facilities either onsite or offsite, as may be reasonably acceptable to us.

### 27. Entire Agreement.

The terms and conditions herein, including all documents executed by the parties and pertaining hereto, constitute the entire agreement and understanding between the parties and supersedes any prior understandings, agreements, or representations by or among the parties, whether oral or written.

### 28. Amendment and Waivers

No changes, deletions, additions, or amendment to the Purchase Order and Terms and Conditions contained herein shall be valid unless in writing duly executed by each of the parties hereto.

### 29. Severability.

Any term or provisions of the Purchase Order and the Terms and Conditions contained herein that is invalid or unenforceable in any situation shall not affect the validity or enforceability of the remaining Terms and Conditions contained herein, and said remaining provisions shall continue with full force and effect as if such unenforceable or invalid provision shall not have been inserted in the first instance.

Accepted by: \_\_\_\_\_

Title: \_\_\_\_\_

PO #: \_\_\_\_\_

Date: \_\_\_\_\_



## **Agenda Item Memorandum**

**TO:** City Commission of the City of Clewiston  
**FROM:** Lynne Mila, Director of Operations  
**VIA:** Danny Williams, City Manager  
**DATE:** December 15, 2025  
**SUBJECT:** Consideration of approval of Resolution 2025-78

### **Background/History:**

On October 23 staff investigated an alarm at Lift Station #4 and found that the existing pumps were insufficiently sized to maintain an acceptable wastewater level, and that the risk of a sanitary sewer overflow was imminent.

Resolution No. 2025-78 approves the emergency determination, and the contract with Advanced Lift Station Services for the emergency repair.

**Financial Impact:** \$51,785.47

### **Attachments:**

1. Purchase Order UT 26-18
2. Resolution 2025-78

### **Actions/Options/Recommendations:**

Recommend approval of Resolution 2025-78

## **CITY OF CLEWISTON**

### **RESOLUTION NO. 2025-78**

**A RESOLUTION OF THE CITY COMMISSION OF THE CITY OF CLEWISTON, FLORIDA, RATIFYING THE EMERGENCY REPAIR OF THE CITY'S SEWER SYSTEM, AUTHORIZING THE ATTACHED PURCHASE ORDER, INCLUDING THE NECESSARY PARTS FOR THE COMPLETION OF THE REPAIR. AUTHORIZING THE APPROPRIATE CITY OFFICIALS TO EXECUTE THE AGREEMENT; PROVIDING FOR SEVERABILITY, CONFLICT, AND EFFECTIVE DATE.**

**WHEREAS**, on October 23, 2025, city staff determined that an emergency existed with respect to the city sanitary sewer system; and

**WHEREAS**, the Wastewater Collection System is a public necessity, and if the system is interrupted it creates the possibility of serious, dangerous conditions for the community; and

**WHEREAS**, the City Manager approved an Emergency Repair of the sewer collection system; and

**WHEREAS**, it is necessary for the Commission to approve the Emergency, and the Emergency Repair to ensure the safe, continuous operation of the City's wastewater treatment and collection system.

**WHEREAS**, the city is authorized by law to enter into the agreement.

**NOW, THEREFORE, BE IT RESOLVED BY THE CITY COMMISSION OF THE CITY OF CLEWISTON, FLORIDA, THAT:**

**SECTION 1.** The foregoing "WHEREAS" clauses are hereby ratified and confirmed as being true and correct and is hereby made a specific part of this Resolution.

**SECTION 2.** The City Commission of the City of Clewiston hereby approves the determination by the City Manager of the existence of an Emergency, and the Emergency Repair of the city sewer system.

**SECTION 3.** The City Commission of the City of Clewiston hereby authorizes the City to utilize the contract above for the purpose which is specified in this Resolution to enter into the agreement.

**SECTION 4.** This Resolution shall become effective immediately upon its passage and adoption.

Commissioner \_\_\_\_\_ offered the foregoing resolution. Commissioner \_\_\_\_\_ seconded the motion, and upon being put to a vote, the vote was as follows:

|                               | <b>Aye</b>               | <b>Nay</b>               | <b>Absent</b>            |
|-------------------------------|--------------------------|--------------------------|--------------------------|
| JAMES PITTMAN, MAYOR          | <input type="checkbox"/> | <input type="checkbox"/> | <input type="checkbox"/> |
| HILLARY HYSLOPE, VICE MAYOR   | <input type="checkbox"/> | <input type="checkbox"/> | <input type="checkbox"/> |
| BARBARA EDMONDS, COMMISSIONER | <input type="checkbox"/> | <input type="checkbox"/> | <input type="checkbox"/> |
| MALI GARDNER, COMMISSIONER    | <input type="checkbox"/> | <input type="checkbox"/> | <input type="checkbox"/> |
| JASON WILLIAMS, COMMISSIONER  | <input type="checkbox"/> | <input type="checkbox"/> | <input type="checkbox"/> |

**PASSED AND APPROVED** by the City Commission of the City of Clewiston on this 15<sup>th</sup> day of December 2025.

**ATTEST:**

**CITY OF CLEWISTON, FLORIDA**

\_\_\_\_\_  
**Fransheska Berrios, City Clerk**

\_\_\_\_\_  
**James Pittman, Mayor**

**(MUNICIPAL SEAL)**

**APPROVED AS TO FORM  
AND LEGAL SUFFICIENCY**

By: \_\_\_\_\_  
**Kaylee Tuck, City Attorney**

# CITY OF CLEWISTON

115 W. Ventura Ave.  
Clewiston, FL 33440  
Tel: 863-983-1484 • Fax: 863-983-4055

# PURCHASE ORDER

Date 24-Oct-2025 Requested By: Lynne Mila

Deliver To: \_\_\_\_\_

Address: \_\_\_\_\_

## Advanced Lift Stations

1871 Pine Ave  
Alva, FL 33920

**CLEWISTON, FLORIDA 33440**  
**TEL: 863-983-1496**  
**FAX: 863-983-3112**

SHIP VIA

UNLESS OTHERWISE STATED  
ALL PRICES F.O.B. CLEWISTON

DATE WANTED

TERMS

SUBJECT TO THE FOLLOWING CONDITIONS, furnish articles or services listed; 1. Render separate invoice for this order or for each shipment thereon immediately following shipment. 2. Prepaid freight chargeable to the City of Clewiston must be supported by carriers's receipt. 3. Ship all orders to the proper department. 4. Whenever a delivery is rejected, the vendor shall be notified and give the reason for rejection. All rejected deliveries shall be held at teh vednors risk and he shall bear the expense of removal.

| QUANTITY | UNITS | DESCRIPTION  | UNIT<br>PRICES | AMOUNT      |
|----------|-------|--|----------------|-------------|
|          |       | Lift Station #4 rehabilitation<br><br>estimate #3448 |                | \$57,747.29 |
|          |       | contingency  |                | \$5,000.00  |
|          |       |  |                | \$62,747.29 |

Florida State Sales Tax Exemption  
Certificate No. 85-8012621547C-1

The city of Clewiston is exempt from FEDERAL EXCISE TAXES. Exemption certificate will be signed upon request.

|                  | FUND | DEPT. | OBJECT | PROJECT | AMOUNT      | <b>IMPORTANT</b><br>SHOW THIS NUMBER ON ALL PACKAGES, TICKETS,<br>INVOICES, STATEMNTS AND CORRESPONDENCE. |
|------------------|------|-------|--------|---------|-------------|---|
|                  | 420  | 3062  | 546900 |         | \$57,747.29 |   |
| PURCHASING AGENT |      |       |        |         |             | PURCHASE<br>ORDER   |
|                  |      |       |        |         |             |   |
|                  |      |       |        |         |             |   |
| CITY MANAGER     |      |       |        |         |             | UT-26-18  |

**ADVANCED LIFT STATION SERVICES**

1871 PINE AVE.

ALVA, FL 33920 US

+18889935438

brett@advancedliftstationservices.com



## Estimate

**ADDRESS**

City of Clewiston Office  
115 W. Ventura Ave  
Clewiston, FL 33440

**SHIP TO**

City of Clewiston Office  
115 W. Ventura Ave  
Clewiston, FL 33440

**ESTIMATE # 3448****DATE 09/25/2025**

| ACTIVITY  | QTY | RATE      | AMOUNT    |
|---|-----|-----------|-----------|
| Rehab Lift Station at:<br>Lift Station #4<br>1024 Arkansas Ave.<br>Clewiston, FL 33440  |     |           |           |
| Customer supplying the electrical panel and two pumps. Needing to add an additional electrical panel specifically for the VFDs. |     |           |           |
| Lift Station Rehab Labor - 4"   | 1   | 24,000.00 | 24,000.00 |
| Deluxe Control Box  | 1   | 935.00    | 935.00    |
| Aluminum Pole - Hold Up Panel   | 2   | 310.00    | 620.00    |
| Strut10' 12GA Ridged Aluminum   | 2   | 407.00    | 814.00    |
| Misc Electrical Components  | 1   | 500.00    | 500.00    |
| 4" FLG L&W CHK VLV 316 SS HDWR  | 2   | 2,179.54  | 4,359.08  |
| 4 FLG PV E/L W/ OP NUT 316SS HDWR   | 3   | 1,928.57  | 5,785.71  |
| ABS Dual rail guide rail base assembly with integral elbow  | 2   | 1,852.00  | 3,704.00  |
| 4" SS Base Plate  | 2   | 679.00    | 1,358.00  |
| SS Pump Base Wedge Anchor Bolts   | 16  | 57.07     | 913.12    |
| SS Dual rail guide rail bracket   | 1   | 251.82    | 251.82    |
| 2 SS guide rail pipes 20 FT   | 4   | 702.20    | 2,808.80  |
| Float Rack, SS  | 1   | 150.00    | 150.00    |
| Float 40FT On/Off roto S40NO  | 4   | 89.00     | 356.00    |
| Pipe support 2- 4 Adjustable  | 4   | 257.15    | 1,028.60  |
| 4" DIPS DR11 PE4710 F714 GREEN STRIPE PIPE  | 80  | 14.50     | 1,160.00  |

Thank you for your business!



| ACTIVITY   | QTY | RATE     | AMOUNT   |
|--|-----|----------|----------|
| 4" DIPS DR11 PE4710 MOLDED<br>BW HDPE TEE  | 2   | 85.00    | 170.00   |
| 4" DIPS DR11 PE4710 HDPE<br>FLANGE ADAPTER   | 8   | 44.50    | 356.00   |
| 4" DIPS DR11 150# CONV 316SS<br>BACK UP RING   | 8   | 173.00   | 1,384.00 |
| 4" DIPS DR11 PE4710 MOLDED<br>BW HDPE 90   | 5   | 55.75    | 278.75   |
| 4" ALUM COUP X 150# ASA FLG<br>DRILL *X  | 1   | 220.10   | 220.10   |
| 4" ALUM DUST PLUG  | 1   | 20.31    | 20.31    |
| 4" 304 SS 150# RR FF 1/8 FLG<br>PKG  | 8   | 41.50    | 332.00   |
| 4" PE X PE 316SS STUD KIT: (8)<br>5/8" X 5.50" STUD, (16) NUT/FLAT   | 3   | 96.00    | 288.00   |
| 4 ZIP FLANGE DI STD DUTY<br>REST ZIP FLG   | 1   | 116.00   | 116.00   |
| Hydraulic Cement   | 4   | 58.00    | 232.00   |
| Confined Space Safety Gear & Gas<br>Meter  | 1   | 750.00   | 750.00   |
| Certified Pipe Fusion Welder   | 1   | 1,500.00 | 1,500.00 |
| Vac-Con & Jetting power wash to<br>clean the wet well walls with high<br>pressure water. Vac-Con suction to<br>remove heavy build up. Dispose of<br>all hazardous waste. | 1   | 3,000.00 | 3,000.00 |
| SS Chain   | 1   | 356.00   | 356.00   |

|              |                    |
|--------------|--------------------|
| SUBTOTAL     | 57,747.29          |
| TAX          | 0.00               |
| <b>TOTAL</b> | <b>\$57,747.29</b> |

Accepted By

Accepted Date

Thank you for your business!



## **Agenda Item Memorandum**

**TO:** City Commission of the City of Clewiston  
**FROM:** Lynne Mila, Director of Operations  
**VIA:** Danny Williams, City Manager  
**DATE:** December 15, 2025  
**SUBJECT:** Consideration of approval of Resolution 2025-79

### **Background/History:**

The City of Clewiston is the recipient of an FDOT Highway Beautification grant in the amount of \$116,444 for the US 27/Sugarland Highway Phase 6 Beautification Project. At the regular board meeting on November 17, 2025, the Commission voted to award the bid to Hannula Landscaping and Irrigation, Inc. as the lowest priced responsible and responsive bidder.

City staff negotiated a contract for the work described and seek Commission approval for the contract.

**Financial Impact:** The total contract cost is \$104,778.00. \$87,348 is grant reimbursable, and \$17,430 will be expensed to the general fund.

### **Attachments:**

1. Resolution 2025-79
2. Contract with Hannula

### **Actions/Options/Recommendations:**

Recommend approval of Resolution 2025-79

**CITY OF CLEWISTON**

**RESOLUTION NO. 2025-79**

**A RESOLUTION OF THE CITY COMMISSION OF THE CITY OF CLEWISTON, FLORIDA, AUTHORIZING THE CITY OF CLEWISTON TO ENTER INTO AN AGREEMENT FOR THE US 27/SUGARLAND HIGHWAY PHASE 6 BEAUTIFICATION PROJECT WITH HANNULA LANDSCAPING AND IRRIGATION, INC.; AUTHORIZING THE APPROPRIATE OFFICIALS TO EXECUTE THE AGREEMENT; PROVIDING FOR SEVERABILITY, CONFLICT, AND AN EFFECTIVE DATE.**

**WHEREAS**, the City of Clewiston is the recipient of FHBC grants funds for landscape improvements described as the US 27/Sugarland Highway Phase 6 Beautification Project; and

**WHEREAS**, the City issued an Invitation to Bid to procure landscape services on October 28, 2025; and

**WHEREAS**, on November 17, 2025, the City Commission voted to award the bid to Hannula Landscaping and Irrigation, Inc., as the lowest priced responsible and responsive bidder; and

**WHEREAS**, City staff has negotiated a contract for the work described.

**NOW, THEREFORE**, BE IT RESOLVED BY THE CITY COMMISSION OF THE CITY OF CLEWISTON, FLORIDA, THAT:

**SECTION 1:** The foregoing “WHEREAS” clauses are hereby ratified and confirmed as being true and correct and are hereby made a specific part of this Resolution.

**SECTION 2:** The City Commission of the City of Clewiston approves the Agreement attached hereto and incorporated herein as Exhibit “A” and authorizes the appropriate city officials to execute same.

**SECTION 3:** All resolutions or parts of resolutions in conflict herewith are repealed to the extent of such conflict.

**SECTION 4:** If any section, subsection, paragraph, sentence, clause, or phrase of this resolution is declared invalid or unenforceable for any reason, such decision shall not affect the remaining portions of this resolution, which shall remain in full force and effect.

**SECTION 5:** This Resolution shall become effective immediately upon its passage and adoption.

RESOLUTION NO. 2025-79

Commissioner \_\_\_\_\_ offered the foregoing resolution.  
Commissioner \_\_\_\_\_ seconded the motion, and upon being  
put to a vote, the vote was as follows:

|                               | <b>Aye</b>               | <b>Nay</b>               | <b>Absent</b>            |
|-------------------------------|--------------------------|--------------------------|--------------------------|
| JAMES PITTMAN, MAYOR          | <input type="checkbox"/> | <input type="checkbox"/> | <input type="checkbox"/> |
| HILLARY HYSLOPE, VICE MAYOR   | <input type="checkbox"/> | <input type="checkbox"/> | <input type="checkbox"/> |
| BARBARA EDMONDS, COMMISSIONER | <input type="checkbox"/> | <input type="checkbox"/> | <input type="checkbox"/> |
| MALI GARDNER, COMMISSIONER    | <input type="checkbox"/> | <input type="checkbox"/> | <input type="checkbox"/> |
| JASON WILLIAMS, COMMISSIONER  | <input type="checkbox"/> | <input type="checkbox"/> | <input type="checkbox"/> |

**PASSED AND APPROVED** by the City Commission of the City of Clewiston  
this **15TH** day of **December** 2025.

**ATTEST:**

**CITY OF CLEWISTON, FLORIDA**

\_\_\_\_\_  
**Fransheska Berrios, City Clerk**

\_\_\_\_\_  
**James Pittman, Mayor**

**(MUNICIPAL SEAL)**

**APPROVED AS TO FORM  
AND LEGAL SUFFICIENCY**

By: \_\_\_\_\_  
**Kaylee Tuck, City Attorney**

## **AGREEMENT**

**THIS AGREEMENT** is by and between the City of Clewiston (hereinafter called OWNER) and Hannula Landscaping and irrigation, Inc. (hereinafter called CONTRACTOR).

OWNER and CONTRACTOR, in consideration of the mutual covenants hereinafter set forth, agree as follows:

### **ARTICLE 1 - WORK**

1.01 CONTRACTOR shall complete all Work as specified or indicated in the Contract Documents. The Work is generally described as follows

US 27 / Sugarland Highway Phase Six Beautification Project

### **ARTICLE 2 - THE PROJECT**

2.01 The Project for which the Work under the Contract Documents may be the whole or only a part is generally described as follows:

Phase Six

### **ARTICLE 3 – LANDSCAPE ARCHITECT**

3.01 The Project has been designed by JEFFEREY NAGLE, JOHNSON ENGINEERING, INC., who is hereinafter called LANDSCAPE ARCHITECT and who is to act as OWNER's representative, assume all duties and responsibilities, and have the rights and authority assigned to ENGINEER in the Contract Documents in connection with the completion of the Work in accordance with the Contract Documents.

### **ARTICLE 4 - CONTRACT TIMES**

#### *4.01 Time of the Essence*

A. All time limits for Milestones, if any, Substantial Completion, and completion and readiness for final payment as stated in the Contract Documents are of the essence of the Contract.

#### *4.02 Days to Achieve Substantial Completion and Final Payment*

A. The Work will be substantially completed within ninety (90) calendar days after the date when the Contract Times commence to run as provided in paragraph 2.03 of the General Conditions, and completed and ready for final payment in accordance with paragraph 14.07 of the General Conditions within one hundred eighty (180) calendar days after the date when the Contract Times commence to run.

#### 4.03 Liquidated Damages

A. CONTRACTOR and OWNER recognize that time is of the essence of this Agreement and that OWNER will suffer financial loss if the Work is not completed within the times specified in paragraph 4.02 above, plus any extensions thereof allowed in accordance with Article 12 of the General Conditions. The parties also recognize the delays, expense, and difficulties involved in proving in a legal or arbitration proceeding the actual loss suffered by OWNER if the Work is not completed on time. Accordingly, instead of requiring any such proof, OWNER and CONTRACTOR agree that as liquidated damages for delay (but not as a penalty), CONTRACTOR shall pay OWNERS \$500.00 for each day that expires after the time specified in paragraph 4.02 for Substantial Completion until the Work is substantially complete. After Substantial Completion, if CONTRACTOR shall neglect, refuse, or fail to complete the remaining Work within the Contract Time or any proper extension thereof granted by OWNER, CONTRACTOR shall pay OWNER \$500.00 for each day that expires after the time specified in paragraph 4.02 for completion and readiness for final payment until the Work is completed and ready for final payment.

#### ARTICLE 5 - CONTRACT PRICE

5.01 OWNER shall pay CONTRACTOR for completion of the Work in accordance with the Contract Documents an amount in current funds equal to the sum of the amounts determined pursuant to paragraphs below:

A. This Section Not Used.

B. For all Unit Price Work, an amount equal to the sum of the established unit price for each separately identified item of Unit Price Work times the estimated quantity of that item as indicated in this paragraph:

| Pay Item Number | Description  | Quantity | Units | Unit Price  | Cost        |
|-----------------|--|----------|-------|-------------|-------------|
| 101-1           | Mobilization   | 1        | LS    | \$3,200.00  | \$3,200.00  |
| 102-1           | Maintenance of Traffic   | 1        | LS    | \$7,200.00  | \$7,200.00  |
| 555-1-1         | Directional Bore – directional bore necessary for installation of irrigation system, must include materials.   | 475      | LF    | \$34.00     | \$16,150.00 |
| 580-1-2         | Large Royestonia Elata – Each tree shall be staked and guyed per Index No. 544; Landscape Installation, shall include the cost of removing the stakes and ties at the end of the establishment period. | 18       | EA    | \$3,486.00  | \$62,748.00 |
| 590-70          | Irrigation System  | 1        | EA    | \$15,480.00 | \$15,480.00 |



## **ARTICLE 6 - PAYMENT PROCEDURES**

### **6.01 Submittal and Processing of Payments**

A. CONTRACTOR shall submit Applications for Payment in accordance with Article 14 of the General Conditions. Applications for Payment will be processed by ENGINEER as provided in the General Conditions.

### **6.02 Progress Payments; Retainage**

A. OWNER shall make progress payments on account of the Contract Price on the basis of CONTRACTOR's Applications for Payment on or about the 25th day of each month during performance of the Work as provided in paragraphs 6.02.A.1 and 6.02.A.2 below. All such payments will be measured by the schedule of values established in paragraph 2.07.A of the General Conditions (and in the case of Unit Price Work based on the number of units completed) or, in the event there is no schedule of values, as provided in the General Requirements:

1. Prior to Substantial Completion, progress payments will be made in an amount equal to the percentage indicated below but, in each case, less the aggregate of payments previously made and less such amounts as ENGINEER may determine or OWNER may withhold, in accordance with paragraph 14.02 of the General Conditions:

a. 90% of Work completed (with the balance being retainage) as determined by the ENGINEER, and if the charter and progress of the Work have been satisfactory to OWNER and ENGINEER.

b. 90% of cost of the Products not incorporated in the Work (with the balance being retainage).

2. Upon Substantial Completion, OWNER shall pay an amount sufficient to increase total payments to CONTRACTOR to 95% of the Work completed, less such amounts as ENGINEER shall determine in accordance with paragraph 14.02.B.5 of the General Conditions and less 100% of ENGINEER's estimate of the value of Work to be completed or corrected as shown on the tentative list of items to be completed or corrected attached to the certificate of Substantial Completion.

### **6.03 Final Payment**

A. Upon final completion and acceptance of the Work in accordance with paragraph 14.07 of the General Conditions, OWNER shall pay the remainder of the Contract Price as recommended by ENGINEER as provided in said paragraph 14.07.

## **ARTICLE 7 - INTEREST**

7.01 All moneys not paid when due as provided in Article 14 of the General Conditions shall bear interest at the rate of 0.00% per annum.

## **ARTICLE 8 - CONTRACTOR'S REPRESENTATIONS**

8.01 In order to induce OWNER to enter into this Agreement CONTRACTOR makes the following representations:

A. CONTRACTOR has examined and carefully studied the Contract Documents and the other related data identified in the Bidding Documents.

B. CONTRACTOR has visited the Site and become familiar with and is satisfied as to the general, local, and Site conditions that may affect cost, progress, and performance of the Work.

C. CONTRACTOR is familiar with and is satisfied as to all federal, state, and local Laws and Regulations that may affect cost, progress, and performance of the Work.

D. CONTRACTOR has carefully studied all: (1) reports of explorations and tests of subsurface conditions at or contiguous to the Site and all drawings of physical conditions in or relating to existing surface or subsurface structures at or contiguous to the Site (except Underground Facilities) which have been identified in the Supplementary Conditions as provided in paragraph 4.02 of the General Conditions and (2) reports and drawings of a Hazardous Environmental Condition, if any, at the Site which has been identified in the Supplementary Conditions as provided in paragraph 4.06 of the General Conditions.

E. CONTRACTOR has obtained and carefully studied (or assumes responsibility for having done so) all additional or supplementary examinations, investigations, explorations, tests, studies, and data concerning conditions (surface, subsurface, and Underground Facilities) at or contiguous to the Site which may affect cost, progress, or performance of the Work or which relate to any aspect of the means, methods, techniques, sequences, and procedures of construction to be employed by CONTRACTOR, including applying the specific means, methods, techniques, sequences, and procedures of construction, if any, expressly required by the Contract Documents to be employed by CONTRACTOR, and safety precautions and programs incident thereto

F. CONTRACTOR does not consider that any further examinations, investigations, explorations, tests, studies, or data are necessary for the performance of the Work at the Contract Price, within the Contract Times, and in accordance with the other terms and conditions of the Contract Documents.

G. CONTRACTOR is aware of the general nature of work to be performed by OWNER and others at the Site that relates to the Work as indicated in the Contract Documents.

H. CONTRACTOR has correlated the information known to CONTRACTOR, information and observations obtained from visits to the Site, reports and drawings identified in the Contract Documents, and all additional examinations, investigations, explorations, tests, studies, and data with the Contract Documents.

I. CONTRACTOR has given ENGINEER written notice of all conflicts, errors, ambiguities, or discrepancies that CONTRACTOR has discovered in the Contract Documents, and the written resolution thereof by ENGINEER is acceptable to CONTRACTOR.

J. The Contract Documents are generally sufficient to indicate and convey understanding of terms and conditions for performance and furnishing of the Work.

## **ARTICLE 9 - CONTRACT DOCUMENTS**

### **9.01 Contents**

A. The Contract Documents consist of the following:

1. This Agreement;
2. Performance Bond;
3. Payment Bond;
4. General Conditions;
5. Supplementary Conditions;
6. Specifications as listed in the Project Manual;
7. Drawings bearing the following general title: Landscape Plans State Road No. 25 (US 27) San Luiz Avenue to West of Flagler Ave;
8. Addenda number 1
9. Exhibits to this Agreement (enumerated as follows):

- a. Notice to Proceed;
  - b. CONTRACTOR's Bid;
- 10. The following which may be delivered or issued on or after the Effective Date of the Agreement and are not attached hereto:
  - a. Written Amendments;
  - b. Work Change Directives;
  - c. Change Order(s).

B. The documents listed in paragraph 9.01.A are attached to this Agreement (except as expressly noted otherwise above).

C. There are no Contract Documents other than those listed above in this Article 9.

D. The Contract Documents may only be amended, modified, or supplemented as provided in paragraph 3.05 of the General Conditions.

## **ARTICLE 10 - MISCELLANEOUS**

### *10.01 Terms*

A. Terms used in this Agreement will have the meanings indicated in the General Conditions.

### *10.02 Assignment of Contract*

A. No assignment by a party hereto of any rights under or interests in the Contract will be binding on another party hereto without the written consent of the party sought to be bound; and, specifically but without limitation, moneys that may become due and moneys that are due may not be assigned without such consent (except to the extent that the effect of this restriction may be limited by law), and unless specifically stated to the contrary in any written consent to an assignment, no assignment will release or discharge the assignor from any duty or responsibility under the Contract Documents.

### *10.03 Successors and Assigns*

A. OWNER and CONTRACTOR each binds itself, its partners, successors, assigns, and legal representatives to the other party hereto, its partners, successors, assigns, and legal representatives in respect to all covenants, agreements, and obligations contained in the Contract Documents.

### *10.04 Severability*

A. Any provision or part of the Contract Documents held to be void or unenforceable under any Law or Regulation shall be deemed stricken, and all remaining provisions shall continue to be valid and binding upon OWNER and CONTRACTOR, who agree that the Contract Documents shall be reformed to replace such stricken provision or part thereof with a valid and enforceable provision that comes as close as possible to expressing the intention of the stricken provision.

10.05 Other Provisions

IN WITNESS WHEREOF, OWNER and CONTRACTOR have signed this Agreement in triplicate. One counterpart each has been delivered to ENGINEER, OWNER and CONTRACTOR. All portions of the Contract Documents have been signed or identified by OWNER and CONTRACTOR or on their behalf.

This Agreement will be effective on \_\_\_\_\_, 2025 (which is the Effective Date of the Agreement).

OWNER:

\_\_\_\_\_

By: \_\_\_\_\_  
[CORPORATE SEAL]

Attest \_\_\_\_\_

Address for giving notices:

\_\_\_\_\_  
\_\_\_\_\_  
\_\_\_\_\_

CONTRACTOR:

\_\_\_\_\_

By: \_\_\_\_\_  
[CORPORATE SEAL]

Attest \_\_\_\_\_

Address for giving notices:

\_\_\_\_\_  
\_\_\_\_\_  
\_\_\_\_\_

License No. \_\_\_\_\_  
(Where applicable)

Agent for service of process:

\_\_\_\_\_

Designated Representative:

Name: \_\_\_\_\_

Title: \_\_\_\_\_

Address: \_\_\_\_\_

\_\_\_\_\_

Phone: \_\_\_\_\_

Facsimile: \_\_\_\_\_

Designated Representative:

Name: \_\_\_\_\_

Title: \_\_\_\_\_

Address: \_\_\_\_\_

\_\_\_\_\_

Phone: \_\_\_\_\_

Facsimile: \_\_\_\_\_

END OF DOCUMENT



## Agenda Item Memorandum

**TO:** City of Clewiston Commission

**VIA:** Danny Williams

**DATE:** December 15, 2025

**SUBJECT:** FY2024 Edward Byrne Memorial JAG Direct Grant Program

---

**Background:** Resolution No. 2025-80 approves the use of funds through the FY2024 Edward Byrne Memorial JAG Direct Grant Program. The City of Clewiston's FY 2024 direct share of these funds amounts to \$1,769.00.

The Police Department intends to use the funds obtained through this grant to purchase mobile document scanners and related cases for patrol vehicles (Brother DS-740D Duplex Compact Mobile Document Scanner). Amounts over the approved grant funding will be covered by internal Police Department funding methods.

**Financial Impact:** None – grant funded

**Attachments:**

- a. Resolution No. 2025-80
- b. Edward Byrne Memorial JAG Direct Grant Program Budget Narrative
- c. Purchase Quote(s)

**Actions/Options/Recommendations:**

Recommended motion is to approve Resolution No. 2025-80.

**CITY OF CLEWISTON**  
**RESOLUTION NO. 2025-80**

**A RESOLUTION OF THE CITY COMMISSION OF THE CITY OF CLEWISTON AUTHORIZING THE USE OF FUNDS IN THE AMOUNT OF \$1,769.00 THROUGH THE FY2024 EDWARD BYRNE MEMORIAL JUSTICE ASSISTANCE GRANT (JAG) PROGRAM TO PURCHASE MOBILE DOCUMENT SCANNERS AND RELATED CASES TO ENHANCE THE CLEWISTON POLICE DEPARTMENT'S ROAD PATROL CAPABILITIES.**

**WHEREAS**, the City of Clewiston Police Department is the primary law enforcement authority for the City of Clewiston, Hendry County, Florida; and

**WHEREAS**, the Clewiston Police Department wishes to use funds in the amount of \$1,769.00 obtained through the Edward Byrne Memorial JAG Program to purchase equipment to enhance road patrol capabilities by acquiring mobile document scanners for patrol vehicles; more specifically eleven (11) Brother DS-740D Duplex Compact Mobile Document Scanners and eight (8) related cases.

**NOW THEREFORE**, be it resolved by the City Commission of the City of Clewiston, Florida, that:

**SECTION 1.** The City authorizes the use of the funds in the amount of \$1,769.00 obtained through the Edward Byrne Memorial JAG Program to purchase equipment to enhance road patrol capabilities by acquiring mobile document scanners and cases pursuant to the attached quote.

Commissioner \_\_\_\_\_ offered the foregoing resolution.

Commissioner \_\_\_\_\_ seconded the motion, and upon being put to a vote, the vote was as follows:

|                               | <u><b>Aye</b></u>        | <u><b>Nay</b></u>        | <u><b>Absent</b></u>     |
|-------------------------------|--------------------------|--------------------------|--------------------------|
| JAMES PITTMAN, MAYOR          | <input type="checkbox"/> | <input type="checkbox"/> | <input type="checkbox"/> |
| HILLARY HYSLOPE, VICE MAYOR   | <input type="checkbox"/> | <input type="checkbox"/> | <input type="checkbox"/> |
| MALI GARDNER, COMMISSIONER    | <input type="checkbox"/> | <input type="checkbox"/> | <input type="checkbox"/> |
| BARBARA EDMONDS, COMMISSIONER | <input type="checkbox"/> | <input type="checkbox"/> | <input type="checkbox"/> |
| JASON WILLIAMS, COMMISSIONER  | <input type="checkbox"/> | <input type="checkbox"/> | <input type="checkbox"/> |

**PASSED AND APPROVED** by the City Commission of the City of Clewiston this **15<sup>th</sup>** day of **December** 2025.



ATTEST:

CITY OF CLEWISTON, FLORIDA

---

**Fransheska Berrios, City Clerk**  
**(MUNICIPAL SEAL)**

---

**James Pittman, Mayor**

**APPROVED AS TO FORM  
AND LEGAL SUFFICIENCY**

**By:** 

---

**Kaylee Tuck, City Attorney**

***Project Title:*** FY2024 JAG – Direct (JAGD)

***Project Goals:***

Clewiston Police Department (CPD)

The Clewiston Police Department is the primary law enforcement authority for the City of Clewiston, Hendry County, Florida. Clewiston is a 4.68 square mile rural community located 60 miles west of West Palm Beach, Florida and 60 miles east of Fort Myers, Florida, with a residential population of 7,198 ([City-data.com](https://www.city-data.com/city/florida/clewiston-florida.html)).

- The City of Clewiston seeks to utilize the Federal Fiscal Year 2024 Justice Assistance Grant (JAG-Direct) Program to enhance its patrol capabilities by acquiring mobile document scanners and related cases. This project is an ongoing part of modernizing and enhancing the on-scene collection and preservation of documents handled by members of our road patrol division. This purchase will significantly improve the efficiency and effectiveness of our preliminary investigative processes, enabling us to solve crimes faster and more accurately, ultimately ensuring a safer community.

***Strategies:***

- The City of Clewiston will assign a project manager that will oversee the purchasing of the maintenance contract, equipment and training, in compliance with grant guidelines and procurement standards.

***Project Identifiers***

- Purchase of 11 mobile document scanners
- Purchase of 8 mobile document scanner cases

***Budget Narrative:***

The City of Clewiston Police Department intends to use the funds obtained through this grant to purchase the following items:

We are seeking funding to acquire 11 mobile document scanners and 8 scanner cases. The scanners offer an ultra-compact, high-speed mobile document scanning to enhance our document management capabilities in field and remote environments. The device features fast duplex scanning at up to 16 pages per minute, even in color, without compromising speed or efficiency. Its space-saving Desk Saving Design (DSD) and compact size—less than one foot in length—make it ideal for use in tight workspaces or on the go.

The scanner will be USB-powered, requiring no external power outlet, which ensures immediate readiness in mobile settings. It integrates seamlessly with the Brother iPrint & Scan desktop app, allowing scans to be sent directly to PCs, cloud services, email, or OCR platforms. It supports

Windows, Mac, and Linux systems and includes comprehensive drivers for flexibility across different platforms.

Additionally, the included software suite optimizes scanned images and text with features like automatic color detection, background removal, and text enhancement—critical for maintaining data clarity and accessibility.



This mobile scanner will significantly improve our efficiency in document handling, especially in environments with limited space or power access.

Total Requested – \$1,769.70

Approved Amount – \$1,769.00

Any amounts over the approved Grant Funding for shipping or freight delivery will be covered by internal Police Department funding methods.

# Shopping Cart

|  |  | Price  |
|--|--|--|
|   | Hermitshell Travel Case for Brother DS-640 / DS-740D / DS-720D / DS-940DW Duplex | <b>\$14.99</b>                                     |
|  | In Stock   | Subtotal:  |
|  | Two-Day  | <b>\$119.92</b>                                    |
|  | FREE delivery <b>Wed, Jun 11</b><br>FREE Returns                                 |  |
| Qty: 8   |  | Request quote for 668+ Delete Save for later Share |
|  | Brother DS-740D Duplex Compact Mobile Document Scanner                           | <b>\$149.98</b>                                    |
|  | In Stock   | Subtotal:  |
|  | FREE delivery <b>Jun 15 - 16</b> for Prime members                               | <b>\$1,649.78</b>                                  |
|  | FREE Returns<br>Style: New Model: DS740D   |  |
| Qty: 11  |  | Request quote for 67+ Delete Save for later Share  |
|  |  | Subtotal (19 items): <b>\$1,769.70</b>             |

The price and availability of items at Amazon.com are subject to change. The Cart is a temporary place to store a list of your items and reflects each item's most recent price. [Learn more](#)



## **Agenda Item Memorandum**

**TO:** City Commission of the City of Clewiston

**FROM:** Kaylee Tuck – City Attorney

**DATE:** December 15, 2025

**SUBJECT:** Consideration of approval of Resolution No. 2025-81 First Amendment to Lease between City of Clewiston (“City”) and Clewiston Country Club, Inc. (“Country Club”)

---

### **Background:**

During the regular commission meeting on November 17, 2025, the Commission approved a lease agreement between the City and Clewiston Country Club. The Commissioners requested an amendment to the lease to delineate the areas, fixtures, and equipment to be maintained by lessor and lessee.

Resolution No. 2025-81 approves the First Amendment to Lease Agreement to delineate maintenance obligations between lessor and lessee.

### **Financial Impact:**

None

### **Attachments:**

- a. Resolution No. 2025-81
- b. First Amendment to Lease Agreement

### **Recommendation:**

Staff recommends the approval of Resolution No. 2025-81.

**CITY OF CLEWISTON**

**RESOLUTION NO. 2025-81**

**A RESOLUTION OF THE CITY OF CLEWISTON, FLORIDA, APPROVING THE FIRST AMENDMENT TO THE LEASE AGREEMENT BETWEEN THE CITY OF CLEWISTON AND CLEWISTON COUNTRY CLUB, INC.**

**WHEREAS**, the City of Clewiston and Clewiston Country Club, Inc. entered into a lease agreement having an effective date of January 1, 2026, for the Clewiston Country Club facility located at 1200 San Luiz Ave, Clewiston, FL 33440, including the clubhouse, restaurant and bar areas, event rooms, kitchen, restrooms, and all other areas directly associated with the operation of the country club; and

**WHEREAS**, the City of Clewiston and Clewiston Country Club, Inc. desire to amend the lease.

**NOW, THEREFORE, BE IT RESOLVED BY THE CITY COMMISSION OF THE CITY OF CLEWISTON, FLORIDA, THAT:**

**SECTION 1.** The attached First Amendment to Lease Agreement is hereby approved.

**SECTION 2.** The Mayor is authorized and directed to sign the First Amendment to Lease Agreement.

**SECTION 3.** This Resolution shall become effective immediately upon its passage and adoption.

Commissioner \_\_\_\_\_ offered the foregoing resolution.  
Commissioner \_\_\_\_\_ seconded the motion, and upon being put to a vote, the vote was as follows:

|                               | <u><b>Aye</b></u>        | <u><b>Nay</b></u>        | <u><b>Absent</b></u>     |
|-------------------------------|--------------------------|--------------------------|--------------------------|
| JAMES PITTMAN, MAYOR          | <input type="checkbox"/> | <input type="checkbox"/> | <input type="checkbox"/> |
| HILLARY HYSLOPE, VICE MAYOR   | <input type="checkbox"/> | <input type="checkbox"/> | <input type="checkbox"/> |
| BARBARA EDMONDS, COMMISSIONER | <input type="checkbox"/> | <input type="checkbox"/> | <input type="checkbox"/> |
| MALI GARDNER, COMMISSIONER    | <input type="checkbox"/> | <input type="checkbox"/> | <input type="checkbox"/> |
| JASON WILLIAMS, COMMISSIONER  | <input type="checkbox"/> | <input type="checkbox"/> | <input type="checkbox"/> |

PASSED AND APPROVED by the City Commission of the City of Clewiston this **15th** day of **December** 2025.

**RESOLUTION NO. 2025-81**

**ATTEST:**

**CITY OF CLEWISTON, FLORIDA**

\_\_\_\_\_  
**Fransheska Berrios, City Clerk**

\_\_\_\_\_  
**James Pittman, Mayor**

**(MUNICIPAL SEAL)**

**APPROVED AS TO FORM  
AND LEGAL SUFFICIENCY**

**By: \_\_\_\_\_**  
**Kaylee Tuck, City Attorney**



## AMENDMENT TO LEASE AGREEMENT

THIS FIRST AMENDMENT TO LEASE AGREEMENT (“**First Amendment**”) is made effective as of this 15th day of December, 2025 (the “**Effective Date**”) by and between **CITY OF CLEWISTON, FLORIDA**, a municipal corporation existing under the laws of the State of Florida (“**Lessor**”), and **CLEWISTON COUNTRY CLUB, INC.**, a Florida corporation (“**Lessee**”).

### RECITALS

1. Lessor and Lessee entered into that certain Lease Agreement (the “**Lease Agreement**”) having an effective date of January 1, 2026, for certain property and improvements located at 1200 San Luiz Ave, Clewiston, Florida 33440 (the “**Premises**”).
2. Lessor and Lessee desire to enter into this First Amendment for the purpose of specifying maintenance obligations of the Lessor and Lessee, and for other purposes set forth herein.

### TERMS

NOW, THEREFORE, for Ten Dollars (\$10.00) and for the covenants and conditions of, at its expense, this First Amendment, the receipt and sufficiency of which are hereby acknowledged, Landlord and Tenant agree as follows:

1. Recitals. The above recitals are true and correct and are agreed to by Landlord and Tenant as if such recitals were fully set forth herein.
2. Terms. All undefined capitalized terms herein shall have the same meanings as defined in the Lease.
3. Section 8 of the Lease is hereby amended as follows:

“Lessor shall be responsible for, and shall make in a timely manner, all necessary repairs to and perform routine care and maintenance on all areas, fixtures, and equipment on the exterior of the building(s) located on the Property. Such areas, fixtures, and equipment shall include the lawn, roof, exterior walls, gutters, sprinkler and irrigation system, exterior plumbing, exterior electric, air conditioning units, and any other areas and fixtures on the exterior of the building.

Lessee shall be responsible for, and shall make in a timely manner, all necessary repairs to and perform routine care and maintenance on all areas, fixtures, and equipment in the interior of the building(s) located on the Property. Such areas, fixtures, and equipment shall include interior plumbing, interior electric, interior ceilings, interior walls, doors, machinery and other equipment located within the interior of the building(s) located on the Property. Lessee shall maintain the Property in the same condition that exists upon the execution of the Lease Agreement, normal wear and tear excluded, and shall be responsible for providing all interior and exterior pest control services for the Property.”

4. Lease in Full Force and Effect. Lessee represents, warrants and acknowledges that the Lease is unmodified, other than pursuant to the terms of this First Amendment, and is in full force and effect as modified herein and is hereby ratified and confirmed, that rent has been paid through the date hereof and that, to the best of Lessee's knowledge, Lessor is not in default in the performance of any covenant, agreement or condition contained in the Lease, as modified, and that Lessee has no defense to the payment of any amounts due under the Lease, as modified.

5. Effect of Delivery. This First Amendment shall not be effective until such time as it has been executed by a duly authorized officer of Lessor and Lessee and delivered by Lessor to Lessee.

IN WITNESS WHEREOF, the parties have executed this First Amendment to Lease Agreement as of the day and year first written above.

EXECUTED ON BEHALF OF LESSOR on \_\_\_\_\_.

ATTEST:

CITY OF CLEWISTON, FLORIDA

\_\_\_\_\_  
Fransheska Berrios, City Clerk

\_\_\_\_\_  
James Pittman, Mayor

(MUNICIPAL SEAL)

APPROVED AS TO FORM  
AND LEGAL SUFFICIENCY

By: \_\_\_\_\_  
Kaylee Tuck, City Attorney

EXECUTED ON BEHALF OF LESSEE on \_\_\_\_\_

Witnesses:

CLEWISTON COUNTRY CLUB, INC

\_\_\_\_\_

By: \_\_\_\_\_

Print Name: \_\_\_\_\_

Print Name: \_\_\_\_\_

\_\_\_\_\_

Title: \_\_\_\_\_

Print Name: \_\_\_\_\_



## **Agenda Item Memorandum**

**TO:** City Commission of the City of Clewiston

**FROM:** Kaylee Tuck – City Attorney

**DATE:** December 15, 2025

**SUBJECT:** Consideration of approval of Resolution No. 2025-82 First Amendment to Lease between City of Clewiston (“City”) and Hope Hospice and Community Services, Inc. (“Hope Hospice”)

---

### **Background:**

During the regular commission meeting on November 17, 2025, the Commission approved a lease agreement between the City and Hope Hospice. The Commissioners requested an amendment to the lease to delineate the areas, fixtures, and equipment to be maintained by lessor and lessee.

Resolution No. 2025-82 approves the First Amendment to Lease Agreement to delineate maintenance obligations between lessor and lessee.

### **Financial Impact:**

None

### **Attachments:**

- a. Resolution No. 2025-82
- b. First Amendment to Lease Agreement

### **Recommendation:**

Staff recommends the approval of Resolution No. 2025-82.

**CITY OF CLEWISTON**

**RESOLUTION NO. 2025-82**

**A RESOLUTION OF THE CITY OF CLEWISTON, FLORIDA, APPROVING THE FIRST AMENDMENT TO THE LEASE AGREEMENT BETWEEN THE CITY OF CLEWISTON AND HOPE HOSPICE AND COMMUNITY SERVICES, INC.**

**WHEREAS**, the City of Clewiston and Hope Hospice and Community Services, Inc. entered into a lease agreement having an effective date of January 1, 2026 for the front office of 1200 South W.C. Owen Avenue (aka Senior Citizens Building), together with the use of the kitchen facilities as needed with Hope Hospice and Community Services, Inc.; and

**WHEREAS**, the City of Clewiston and Hope Hospice Community Services, Inc. desire to amend the lease.

**NOW, THEREFORE, BE IT RESOLVED BY THE CITY COMMISSION OF THE CITY OF CLEWISTON, FLORIDA, THAT:**

**SECTION 1.** The attached First Amendment to Lease Agreement is hereby approved.

**SECTION 2.** The Mayor is authorized and directed to sign the First Amendment to Lease Agreement.

**SECTION 3.** This Resolution shall become effective immediately upon its passage and adoption.

Commissioner \_\_\_\_\_ offered the foregoing resolution.  
Commissioner \_\_\_\_\_ seconded the motion, and upon being put to a vote, the vote was as follows:

|                               | Aye                      | Nay                      | Absent                   |
|-------------------------------|--------------------------|--------------------------|--------------------------|
| JAMES PITTMAN, MAYOR          | <input type="checkbox"/> | <input type="checkbox"/> | <input type="checkbox"/> |
| HILLARY HYSLOPE, VICE MAYOR   | <input type="checkbox"/> | <input type="checkbox"/> | <input type="checkbox"/> |
| BARBARA EDMONDS, COMMISSIONER | <input type="checkbox"/> | <input type="checkbox"/> | <input type="checkbox"/> |
| MALI GARDNER, COMMISSIONER    | <input type="checkbox"/> | <input type="checkbox"/> | <input type="checkbox"/> |
| JASON WILLIAMS, COMMISSIONER  | <input type="checkbox"/> | <input type="checkbox"/> | <input type="checkbox"/> |

PASSED AND APPROVED by the City Commission of the City of Clewiston on this 15<sup>th</sup> day of December 2025.

ATTEST:

CITY OF CLEWISTON, FLORIDA

\_\_\_\_\_  
Fransheska Berrios, City Clerk

\_\_\_\_\_  
James Pittman, Mayor

(MUNICIPAL SEAL)

APPROVED AS TO FORM  
AND LEGAL SUFFICIENCY

By: \_\_\_\_\_  
Kaylee Tuck, City Attorney

## AMENDMENT TO LEASE AGREEMENT

THIS FIRST AMENDMENT TO LEASE AGREEMENT (“**First Amendment**”) is made effective as of this 15th day of December, 2025 (the “**Effective Date**”) by and between **CITY OF CLEWISTON, FLORIDA**, a municipal corporation existing under the laws of the State of Florida (“**Lessor**”), and **HOPE HOSPICE AND COMMUNITY SERVICES, INC.**, a Florida corporation (“**Lessee**”).

### RECITALS

1. Lessor and Lessee entered into that certain Lease Agreement (the “**Lease Agreement**”) having an effective date of January 1, 2026, for certain property and improvements described as follows (hereinafter, the “**Premises**”):

The front office of 1200 South W.C. Owen Avenue (a/k/a Senior Citizens Building), together with the use of the kitchen facilities as needed.

2. Lessor and Lessee desire to enter into this First Amendment for the purpose of specifying maintenance obligations of the Lessor and Lessee, and for other purposes set forth herein.

### TERMS

NOW, THEREFORE, for Ten Dollars (\$10.00) and for the covenants and conditions of, at its expense, this First Amendment, the receipt and sufficiency of which are hereby acknowledged, Landlord and Tenant agree as follows:

1. Recitals. The above recitals are true and correct and are agreed to by Landlord and Tenant as if such recitals were fully set forth herein.
2. Terms. All undefined capitalized terms herein shall have the same meanings as defined in the Lease.
3. Section 8 of the Lease is hereby amended as follows:

“Lessor shall be responsible for, and shall make in a timely manner, all necessary repairs to and perform routine care and maintenance on all areas, fixtures, and equipment on the exterior of the building(s) located on the Property. Such areas, fixtures, and equipment shall include the lawn, landscaping, roof, exterior walls, gutters, sprinkler and irrigation system, exterior plumbing, exterior electric, and any other areas and fixtures on the exterior of the building. Lessor shall be responsible for providing all pest control services for the Property.

Lessee shall be responsible for, and shall make in a timely manner, all necessary repairs to and perform routine care and maintenance on all areas, fixtures, and equipment in the interior of the building(s) located on the Property. Such areas, fixtures, and equipment shall include interior plumbing, interior electric, interior ceilings, interior walls, doors, air conditioning units, machinery and other equipment located within the interior of the building(s) located on the Property. Lessee shall maintain the Property in the same condition that exists upon the execution of the Lease Agreement, normal wear and tear excluded.”

4. Lease in Full Force and Effect. Lessee represents, warrants and acknowledges that the Lease is unmodified, other than pursuant to the terms of this First Amendment, and is in full force and effect as modified herein and is hereby ratified and confirmed, that rent has been paid through the date hereof and that, to the best of Lessee's knowledge, Lessor is not in default in the performance of any covenant, agreement or condition contained in the Lease, as modified, and that Lessee has no defense to the payment of any amounts due under the Lease, as modified.

5. Effect of Delivery. This First Amendment shall not be effective until such time as it has been executed by a duly authorized officer of Lessor and Lessee and delivered by Lessor to Lessee.

[Remainder of page intentionally left blank.]



IN WITNESS WHEREOF, the parties have executed this First Amendment to Lease Agreement as of the day and year first written above.

EXECUTED ON BEHALF OF LESSOR on \_\_\_\_\_.

ATTEST:

CITY OF CLEWISTON, FLORIDA

\_\_\_\_\_  
Fransheska Berrios, City Clerk

\_\_\_\_\_  
James Pittman, Mayor

(MUNICIPAL SEAL)

APPROVED AS TO FORM  
AND LEGAL SUFFICIENCY

By: \_\_\_\_\_  
Kaylee Tuck, City Attorney

EXECUTED ON BEHALF OF LESSEE on \_\_\_\_\_

Witnesses:

HOPE HOSPICE AND COMMUNITY  
SERVICES, INC.

\_\_\_\_\_

By: \_\_\_\_\_

Print Name: \_\_\_\_\_

Print Name: \_\_\_\_\_

\_\_\_\_\_

Title: \_\_\_\_\_

Print Name: \_\_\_\_\_



## **Agenda Item Memorandum**

**TO:** City Commission of the City of Clewiston

**FROM:** Kaylee Tuck – City Attorney

**DATE:** December 15, 2025

**SUBJECT:** Consideration of approval of Resolution No. 2025-83 First Amendment to Lease between City of Clewiston (“City”) and Little Disciples Learning Center, Inc. (“Little Disciples”)

---

### **Background:**

During the regular commission meeting on November 17, 2025, the Commission approved a lease agreement between the City and Little Disciples Learning Center. The Commissioners requested an amendment to the lease to delineate the areas, fixtures, and equipment to be maintained by lessor and lessee.

Resolution No. 2025-83 approves the First Amendment to Lease Agreement to delineate maintenance obligations between lessor and lessee.

### **Financial Impact:**

None

### **Attachments:**

- a. Resolution No. 2025-83
- b. First Amendment to Lease Agreement

### **Recommendation:**

Staff recommends the approval of Resolution No. 2025-83.

**CITY OF CLEWISTON**

**RESOLUTION NO. 2025-83**

**A RESOLUTION OF THE CITY OF CLEWISTON, FLORIDA, APPROVING THE FIRST AMENDMENT TO THE LEASE AGREEMENT BETWEEN THE CITY OF CLEWISTON AND LITTLE DISCIPLES LEARNING CENTER, INC.**

**WHEREAS**, the City of Clewiston and Little Disciples Learning Center, Inc. entered into a lease agreement having an effective date of January 1, 2026, for Block 209, General Plan of Clewiston, Florida, as revised September 7, 1937, according to the Plat thereof in Plat Book 2, pages 71-78, inclusive, Public Records of Hendry County (Sikes Park); and

**WHEREAS**, the City of Clewiston and Little Disciples Learning Center, Inc. desire to amend the lease.

**NOW, THEREFORE, BE IT RESOLVED BY THE CITY COMMISSION OF THE CITY OF CLEWISTON, FLORIDA, THAT:**

**SECTION 1.** The attached First Amendment to Lease Agreement is hereby approved.

**SECTION 2.** The Mayor is authorized and directed to sign the First Amendment to Lease Agreement.

**SECTION 3.** This Resolution shall become effective immediately upon its passage and adoption.

Commissioner \_\_\_\_\_ offered the foregoing resolution.  
Commissioner \_\_\_\_\_ seconded the motion, and upon being put to a vote, the vote was as follows:

|                               | <b>Aye</b>               | <b>Nay</b>               | <b>Absent</b>            |
|-------------------------------|--------------------------|--------------------------|--------------------------|
| JAMES PITTMAN, MAYOR          | <input type="checkbox"/> | <input type="checkbox"/> | <input type="checkbox"/> |
| HILLARY HYSLOPE, VICE MAYOR   | <input type="checkbox"/> | <input type="checkbox"/> | <input type="checkbox"/> |
| BARBARA EDMONDS, COMMISSIONER | <input type="checkbox"/> | <input type="checkbox"/> | <input type="checkbox"/> |
| MALI GARDNER, COMMISSIONER    | <input type="checkbox"/> | <input type="checkbox"/> | <input type="checkbox"/> |
| JASON WILLIAMS, COMMISSIONER  | <input type="checkbox"/> | <input type="checkbox"/> | <input type="checkbox"/> |

**PASSED AND APPROVED** by the City Commission of the City of Clewiston this \_\_\_\_ day of \_\_\_\_\_, 2025.

ATTEST:

CITY OF CLEWISTON, FLORIDA

\_\_\_\_\_  
Fransheska Berrios, City Clerk

\_\_\_\_\_  
James Pittman, Mayor

(MUNICIPAL SEAL)

APPROVED AS TO FORM  
AND LEGAL SUFFICIENCY

By: \_\_\_\_\_  
Kaylee Tuck, City Attorney

## AMENDMENT TO LEASE AGREEMENT

THIS FIRST AMENDMENT TO LEASE AGREEMENT (“**First Amendment**”) is made effective as of this 15th day of December, 2025 (the “**Effective Date**”) by and between **CITY OF CLEWISTON, FLORIDA**, a municipal corporation existing under the laws of the State of Florida (“**Lessor**”), and **LITTLE DISCIPLES LEARNING CENTER, INC.**, a Florida corporation (“**Lessee**”).

### RECITALS

1. Lessor and Lessee entered into that certain Lease Agreement (the “**Lease Agreement**”) having an effective date of January 1, 2026, for certain property and improvements described as follows (hereinafter, the “**Premises**”):

Block 209, General Plan of Clewiston, Florida, as revised September 7, 1937, according to the Plat thereof in Plat Book 2, pages 71-78, inclusive, Public Records of Hendry County.

Together with all buildings and improvements now or hereafter located on said lands, and the furniture, furnishings, fixtures and equipment therein.

2. Lessor and Lessee desire to enter into this First Amendment for the purpose of specifying maintenance obligations of the Lessor and Lessee, and for other purposes set forth herein.

### TERMS

NOW, THEREFORE, for Ten Dollars (\$10.00) and for the covenants and conditions of, at its expense, this First Amendment, the receipt and sufficiency of which are hereby acknowledged, Landlord and Tenant agree as follows:

1. Recitals. The above recitals are true and correct and are agreed to by Landlord and Tenant as if such recitals were fully set forth herein.

2. Terms. All undefined capitalized terms herein shall have the same meanings as defined in the Lease.

3. Section 8 of the Lease is hereby amended as follows:

“Lessor shall be responsible for, and shall make in a timely manner, all necessary repairs to and perform routine care and maintenance on all areas, fixtures, and equipment on the exterior of the building(s) located on the Property. Such areas, fixtures, and equipment shall include the lawn, landscaping, roof, exterior walls, gutters, sprinkler and irrigation system, exterior plumbing, exterior electric, air conditioning units, and any other areas and fixtures on the exterior of the building. Lessor shall be responsible for providing all pest control services for the Property.

Lessee shall be responsible for, and shall make in a timely manner, all necessary repairs to and perform routine care and maintenance on all areas, fixtures, and equipment in the interior of the building(s) located on the Property. Such areas, fixtures, and equipment shall include interior plumbing, interior electric, interior ceilings, interior walls, doors, machinery and other equipment

located within the interior of the building(s) located on the Property. Lessee shall maintain the Property in the same condition that exists upon the execution of the Lease Agreement, normal wear and tear excluded.”

4. Lease in Full Force and Effect. Lessee represents, warrants and acknowledges that the Lease is unmodified, other than pursuant to the terms of this First Amendment, and is in full force and effect as modified herein and is hereby ratified and confirmed, that rent has been paid through the date hereof and that, to the best of Lessee’s knowledge, Lessor is not in default in the performance of any covenant, agreement or condition contained in the Lease, as modified, and that Lessee has no defense to the payment of any amounts due under the Lease, as modified.

5. Effect of Delivery. This First Amendment shall not be effective until such time as it has been executed by a duly authorized officer of Lessor and Lessee and delivered by Lessor to Lessee.

[Remainder of page intentionally left blank.]

IN WITNESS WHEREOF, the parties have executed this First Amendment to Lease Agreement as of the day and year first written above.

EXECUTED ON BEHALF OF LESSOR on \_\_\_\_\_.

ATTEST:

CITY OF CLEWISTON, FLORIDA

\_\_\_\_\_  
Fransheska Berrios, City Clerk

\_\_\_\_\_  
James Pittman, Mayor

(MUNICIPAL SEAL)

APPROVED AS TO FORM  
AND LEGAL SUFFICIENCY

By: \_\_\_\_\_  
Kaylee Tuck, City Attorney

EXECUTED ON BEHALF OF LESSEE on \_\_\_\_\_

Witnesses:

LITTLE DISCPLES LEARNING CENTER,  
INC.

\_\_\_\_\_

By: \_\_\_\_\_

Print Name: \_\_\_\_\_

Print Name: \_\_\_\_\_

\_\_\_\_\_

Title: \_\_\_\_\_

Print Name: \_\_\_\_\_





## **Agenda Item Memorandum**

**TO:** City Commission of the City of Clewiston  
**FROM:** Lynne Mila, Director of Operations  
**VIA:** Danny Williams, City Manager  
**DATE:** December 15, 2025  
**SUBJECT:** Consideration of approval of Resolution 2025-84

### **Background:**

At the regular October 20, 2025, meeting, the commission passed Resolution 2025-57 approving the change orders to the Johnson Engineering Work Orders to reflect changes to the Airglades International Airport water main project.

Before the Board is the amended grant agreement which revises the scope of work and a budget reallocation as previously discussed at the October 20 meeting.

### **Fiscal Impact:**

Budget neutral

### **Recommendation:**

Staff recommends approval of Resolution 2025-84

### **Attachments:**

1. Resolution 2025-84
2. Amendment No.1 to Agreement No. LPA0266 between the FDEP and the City of Clewiston
3. Passidomo letter dated September 24, 2025, approving the merger of L0016 and LPA0266
4. Before and after maps
5. FDEP letter notification of termination

**CITY OF CLEWISTON**

**RESOLUTION NO. 2025-84**

**A RESOLUTION OF THE CITY COMMISSION OF THE CITY OF CLEWISTON, FLORIDA, APPROVING THE AMENDMENT NO. 1 TO AGREEMENT NO. LPA0266 BETWEEN THE FLORIDA DEPARTMENT OF ENVIRONMENTAL PROTECTION AND THE CITY OF CLEWISTON, PROVIDING FOR SEVERABILITY, CONFLICT, AND AN EFFECTIVE DATE.**

**WHEREAS**, in 2023 the City received appropriation funding from the State of Florida to fund the design, permitting and construction of the Airglades International Airport (AIA) project (Grant No LPA 0266) and,

**WHEREAS**, in 2024, the City received appropriation funding from the State of Florida to fund the design, permitting and construction of the Harlem Water Main project (Grant No. L0016), and

**WHEREAS**, the city has identified a need to increase the water capacity of the AIA pipeline to meet anticipated growth within the city's service territory, and

**WHEREAS**, the city requested a revision in the scope of work and a budget reallocation for the project to combine Agreements L0016 and LPA0266, and

**WHEREAS**, the parties have agreed to amend the Agreement as set forth in the attached Amendment No. 1 to Agreement No. LPA0266.

**NOW, THEREFORE, BE IT RESOLVED** by the City Commission of the City of Clewiston, Florida, that:

**SECTION 1.** The attached Amendment No. 1 to Agreement No. LPA0266 is hereby approved.

**SECTION 2.** The Mayor is hereby authorized and directed to sign the agreement on behalf of the City.

**SECTION 3.** If any section, sentence, clause or phrase of this resolution or any part thereof is for any reason found to be invalid by a court of competent jurisdiction, such decision shall not affect the validity of the remainder of this resolution or any part thereof.

**SECTION 4.** This Resolution shall become effective upon its approval.

Commissioner \_\_\_\_\_ offered the foregoing resolution.  
Commissioner \_\_\_\_\_ seconded the motion, and upon being put to  
a vote, the vote was as follows:

|                               | <b>Aye</b>               | <b>Nay</b>               | <b>Absent</b>            |
|-------------------------------|--------------------------|--------------------------|--------------------------|
| JAMES PITTMAN, MAYOR          | <input type="checkbox"/> | <input type="checkbox"/> | <input type="checkbox"/> |
| HILLARY HYSLOPE, VICE MAYOR   | <input type="checkbox"/> | <input type="checkbox"/> | <input type="checkbox"/> |
| BARBARA EDMONDS, COMMISSIONER | <input type="checkbox"/> | <input type="checkbox"/> | <input type="checkbox"/> |
| MALI GARDNER, COMMISSIONER    | <input type="checkbox"/> | <input type="checkbox"/> | <input type="checkbox"/> |
| JASON WILLIAMS, COMMISSIONER  | <input type="checkbox"/> | <input type="checkbox"/> | <input type="checkbox"/> |

**PASSED AND APPROVED** by the City Commission of the City of Clewiston this  
**15<sup>th</sup>** day of **December** 2025.

**ATTEST:**

**CITY OF CLEWISTON, FLORIDA**

\_\_\_\_\_  
**Fransheska Berrios, City Clerk**

\_\_\_\_\_  
**James Pittman, Mayor**

**(MUNICIPAL SEAL)**

**APPROVED AS TO FORM  
AND LEGAL SUFFICIENCY**

By: \_\_\_\_\_  
**Kaylee Tuck, City Attorney**

**AMENDMENT NO. 1  
TO AGREEMENT NO. LPA0266  
BETWEEN  
FLORIDA DEPARTMENT OF ENVIRONMENTAL PROTECTION  
AND  
CITY OF CLEWISTON**

This Amendment to Agreement No. LPA0266 (Agreement) is made by and between the Department of Environmental Protection (Department), an agency of the State of Florida, and the City of Clewiston (Grantee), on the date last signed below.

WHEREAS, the Department entered into the Agreement with the Grantee for Clewiston Water System Infrastructure Improvements to Serve the Airglades Airport Project, effective July 17, 2023; and,

WHEREAS, \$1,700,000 in additional funding for this Project is provided under Line Item 1732A of the 2024-2025 General Appropriations Act; and the total funding for this Agreement is now \$5,700,000; and,

WHEREAS, the reimbursement period for the additional funding provided under Line Item 1732A of the 2024-2025 General Appropriations Act begins on July 1, 2024; and,

WHEREAS, the parties have agreed to change the Project Title from “Clewiston Water System Infrastructure Improvements to Serve the Airglades Airport Project” to “Clewiston Water System Infrastructure Improvements”; and,

WHEREAS, the Grantee has requested a revision in the scope of work and a budget reallocation for the Project to combine Agreements L0016 and LPA0266; and,

WHEREAS, an extension to the Agreement is needed to provide additional time to complete the Project; and,

WHEREAS, other changes to the Agreement are necessary; and,

WHEREAS, the parties have agreed to amend the Agreement as set forth herein.

NOW THEREFORE, the parties agree as follows:

1. Section 3. of the Standard Grant Agreement is hereby revised to change the Date of Expiration to June 30, 2028. The Department and the Grantee shall continue to perform their respective duties during this extension period pursuant to the same terms and conditions provided in the Agreement.
2. Section 5. of the Standard Grant Agreement is hereby revised to the following:

| Total Amount of Funding:                         | Funding Source?  | Award #s or Line Item Appropriations: | Amount per Source(s): |
|--|--|---------------------------------------|-----------------------|
| \$5,700,000                                      | <input checked="" type="checkbox"/> State <input type="checkbox"/> Federal | LP, GAA LI 1665A, FY 22-23, GR        | \$4,000,000           |
|  | <input checked="" type="checkbox"/> State <input type="checkbox"/> Federal | LP, GAA LI 1732A, FY 24-25, GR        | \$1,700,000           |
|  | <input type="checkbox"/> Grantee Match                                     |                                       |                       |
| Total Amount of Funding + Grantee Match, if any: |  |                                       | \$5,700,000           |

3. Section 6. of the Standard Grant Agreement is hereby revised to the following:

| Department's Grant Manager                    | Grantee's Grant Manager            |
|---|------------------------------------|
| Name: Charity Hudson                          | Name: Lynne Mila                   |
| Address: Fl Dept. of Environmental Protection | Address: City of Clewiston         |
| 3900 Commonwealth Blvd.                       | 141 Central Avenue                 |
| Tallahassee, FL 32399-3000                    | Clewiston, FL 33440                |
| Phone: 850 245-3192                           | Phone: 863 983-1454 x. 306         |
| Email: Charity.hudson@FloridaDEP.gov          | Email: Lynne.mila@clewiston-fl.gov |

4. The following is hereby added to Attachment 1 in Section 8:

**Rural Communities and Rural Areas of Opportunity.** If Grantee is a county or municipality that qualifies as a "rural community" or "rural area of opportunity" (RAO) as defined in subsection 288.0656(2), F.S., such Grantee may request from the Department that all invoice payments (i.e., cost reimbursement) under this Agreement be directed to the relevant county or municipality or to the RAO itself. The Department will agree to Grantee's request if:

- i. Grantee demonstrates that it is a county or municipality that qualifies as a "rural community" or "rural area of opportunity" under subsection 288.0656(2), F.S.;
- ii. Grantee demonstrates current financial hardship using one (1) or more of the "economic distress" factors defined in subsection 288.0656(2)(c), F.S.;
- iii. Grantee's performance has been verified by the Department, which has determined that Grantee is eligible for cost reimbursement and that Grantee's performance has been completed in accordance with this Agreement's terms and conditions; and
- iv. Applicable federal and state law(s), rule(s) and regulation(s) allow for such payments.

This subsection may not be construed to alter or limit any other applicable provisions of federal or state law, rule, or regulation. A current list of Florida's designated RAOs can be accessed at the following web address: <https://floridajobs.org/community-planning-and-development/rural-community-programs/rural-areas-of-opportunity>.

5. The following is hereby added to Attachment 1 in Section 8:

**State Funds Documentation.** Pursuant to section 216.1366, F.S., if Contractor meets the definition of a non-profit organization under section 215.97(2)(m), F.S., Contractor must provide the Department with documentation that indicates the amount of state funds:

- i. Allocated to be used during the full term of the contract or agreement for remuneration to any member of the board of directors or an officer of Contractor.
- ii. Allocated under each payment by the public agency to be used for remuneration of any member of the board of directors or an officer of the Contractor.

The documentation must indicate the amounts and recipients of the remuneration. Such information must be posted on the State's contract tracking system and maintained pursuant to section 215.985, F.S., and must be posted on the Contractor's website, if Contractor maintains a website.

6. The following Section is hereby added to Attachment 2:

**Financial Assistance and Payment of Invoices to Rural Communities or Rural Areas of Opportunity**

In the event that this Agreement facilitates the provision of federal or state financial assistance to a county or municipality classified as a rural community or rural area of opportunity, as defined in Section 288.0656(2), Department is authorized, in accordance with section 215.971, F.S., to process the payment of invoices to such county or municipality.

Such payments shall be made for verified and eligible performance that has been completed in accordance with the terms and conditions stipulated in this Agreement.

7. Attachment 3, Grant Work Plan, is hereby deleted in its entirety and replaced with Attachment 3-1, Revised Grant Work Plan, as attached to this Amendment and hereby incorporated into the Agreement. All references in the Agreement to Attachment 3 shall hereinafter refer to Attachment 3-1, Revised Grant Work Plan.
8. Attachment 5, Special Audit Requirements, is hereby deleted in its entirety and replaced with Attachment 5-1, Revised Special Audit Requirements, attached hereto and made a part of the Agreement. All references in the Agreement to Attachment 5, shall hereinafter refer to Attachment 5-1, Revised Special Audit Requirements.
9. Exhibit A, Progress Report Form, is hereby deleted in its entirety and replaced with Exhibit A-1, attached hereto and made a part of the Agreement. All references in the Agreement to Exhibit A shall hereinafter refer to Exhibit A-1.
10. All other terms and conditions of the Agreement remain in effect. If and to the extent that any inconsistency may appear between the Agreement and this Amendment, the provisions of this Amendment shall control.

REMAINDER OF PAGE INTENTIONALLY LEFT BLANK

The parties agree to the terms and conditions of this Amendment and have duly authorized their respective representatives to sign it on the dates indicated below.

CITY OF CLEWISTON

STATE OF FLORIDA DEPARTMENT OF  
ENVIRONMENTAL PROTECTION

By: \_\_\_\_\_  
Authorized Signature

By: \_\_\_\_\_  
Secretary or Designee

James Pittman, Mayor  
Print Name and Title

Angela Knecht, Division Director  
Print Name and Title

Date: \_\_\_\_\_

Date: \_\_\_\_\_

\_\_\_\_\_  
Charity Hudson, DEP Grant Manager

\_\_\_\_\_  
David M. Taylor, DEP QC Reviewer

List of attachments/exhibits included as part of this Amendment:

| <u>Specify Type</u> | <u>Letter/ Number</u> | <u>Description</u>                 |
|---------------------|-----------------------|------------------------------------|
| Attachment          | 3-1                   | Revised Grant Work Plan            |
| Attachment          | 5-1                   | Revised Special Audit Requirements |
| Exhibit             | A-1                   | Progress Report Form               |

## **ATTACHMENT 3-1 REVISED GRANT WORK PLAN**

**PROJECT TITLE:** Clewiston Water System Infrastructure Improvements

**PROJECT LOCATION:** The Project will be located in the City of Clewiston within Hendry County; Lat/Long (26.75401, -80.96014).

**PROJECT BACKGROUND:** Hendry County and the City of Clewiston (Grantee) have been collaboratively planning the extension of City provided public utility services to the areas contiguous to the western boundary of the city. The Grantee commissioned an analysis by a third-party engineering firm to determine the need and scope of a potable water main extension. Their recommendation is to extend the current city potable water line to a county owned 0.5 million gallon a day water storage tank located at the airport. The water main extension will be adjacent to the right-of-way boundary of U.S. Highway 27. This will improve the water distribution needs to areas west of the current city limits, meet anticipated water flow demands, and fire protection requirements.

**PROJECT DESCRIPTION:** The Grantee will complete preconstruction activities and construct approximately 13,000 linear feet of water main from a city potable water supply connection point to the intersection of Lewis Boulevard and US-27 and install fire hydrants for fire protection enhancement.

**TASKS:** All documentation should be submitted electronically unless otherwise indicated and should be submitted prior to the expiration of the grant agreement.

### **Task 1: Preconstruction Activities**

**Deliverables:** The Grantee will complete the design of Clewiston Water System Infrastructure Improvements project and obtain all necessary permits for construction of the project. Activities necessary for design, such as surveys, geotechnical evaluations, pre-design studies, and environmental assessments are eligible under this task.

**Documentation:** The Grantee will submit a signed summary of activities completed for the period of work covered in the payment request, including the percentage of design complete and permitting status, using the format provided by the Department's Grant Manager. Upon request by the Department's Grant Manager, the Grantee will provide additional supporting documentation relating to this task.

For the final documentation, the Grantee will also submit a copy of the design completed with the funding provided for this task, a list of all required permits identifying issue dates and issuing authorities, and copies of any surveys, assessments, or other documents funded under this task.

**Performance Standard:** The Department's Grant Manager will review the documentation to verify that the deliverables have been completed as described above. Upon review and written acceptance by the Department's Grant Manager, a payment request may be processed.

**Payment Request Schedule:** The Grantee may submit a payment request for cost reimbursement no more frequently than monthly.

### **Task 2: Bidding and Contractor Selection**

**Deliverables:** The Grantee will prepare a bid package, publish a public notice, solicit bids, conduct pre-bid meetings, and respond to bid questions in accordance with the Grantee's procurement process, to select one or more qualified and licensed contractors to complete construction of the project.

**Documentation:** The Grantee will submit: 1) the public notice of advertisement for the bid; 2) the bid package; and 3) written notice of selected contractor(s).



**Performance Standard:** The Department's Grant Manager will review the documentation to verify that the deliverables have been completed as described above. Upon review and written acceptance by the Department's Grant Manager, a payment request may be processed.

**Payment Request Schedule:** The Grantee may submit a payment request for cost reimbursement following the conclusion of the task.

### **Task 3: Project Management**

**Deliverables:** The Grantee will perform project management related to the Clewiston Water System Infrastructure Improvements project, to include field engineering services, construction observation and inspections, site meetings with construction contractor(s) and design professionals, and overall construction coordination and supervision.

**Documentation:** The Grantee will submit a signed summary of activities completed for the period of work covered in the payment request, using the format provided by the Department's Grant Manager. Upon request by the Department's Grant Manager, the Grantee will provide additional supporting documentation relating to this task.

**Performance Standard:** The Department's Grant Manager will review the documentation to verify that the deliverables have been completed as described above. Upon review and written acceptance by the Department's Grant Manager, a payment request may be processed.

**Payment Request Schedule:** The Grantee may submit a payment request for cost reimbursement no more frequently than monthly.

### **Task 4: Construction**

**Deliverables:** The Grantee will construct the Clewiston Water System Infrastructure Improvements project in accordance with the final design.

**Documentation:** The Grantee will submit a signed summary of activities completed for the period of work covered in the payment request, using the format provided by the Department's Grant Manager. Upon request by the Department's Grant Manager, the Grantee will provide additional supporting documentation relating to this task.

**Performance Standard:** The Department's Grant Manager will review the documentation to verify that the deliverables have been completed as described above. Upon review and written acceptance by the Department's Grant Manager, a payment request may be processed.

**Payment Request Schedule:** The Grantee may submit a payment request for cost reimbursement no more frequently than monthly.

### **Task 5: Land Acquisition**

**Deliverables:** The Grantee will acquire fee simple or less-than-fee simple interest on properties within the Airglades International Airport and the U.S. 27 Highway project area. Costs related to pre-acquisition and acquisition will be reimbursable. The property interests will be held by the Grantee.

**Documentation:** The Grantee will submit: 1) copies of all appraisals; 2) the closing statement or all closing documents; 3) title exam/insurance; 4) property survey; 5) boundary map; and 6) the deed, recorded easement, or property interest.

**Performance Standard:** The Department's Grant Manager will review the documentation to verify that the deliverables have been completed as described above. Upon review and written acceptance by the Department's Grant Manager, a payment request may be processed.

**Payment Request Schedule:** The Grantee may submit a payment request for cost reimbursement at the conclusion of the task.

**DIRECT PAYMENT:**

For those grant agreements for which direct payment is approved, the reference to “payment” in the Payment Request Schedules shall mean submittal of invoice(s), and the Grantee shall submit invoice documentation with each payment request. Proof of payment must be submitted prior to each subsequent payment request and no later than sixty (60) calendar days following the final payment request.

**PROJECT TIMELINE & BUDGET DETAIL:** The tasks must be completed by the corresponding task end date. Cost reimbursable grant funding must not exceed the budget amounts as indicated below.

| Task No. | Task Title                       | Budget Category      | Grant Amount | Task Start Date | Task End Date |
|----------|----------------------------------|----------------------|--------------|-----------------|---------------|
| 1        | Preconstruction Activities       | Contractual Services | \$620,092    | 07/01/2022      | 12/31/2027    |
| 2        | Bidding and Contractor Selection | Contractual Services | \$10,000     | 07/01/2022      | 12/31/2027    |
| 3        | Project Management               | Contractual Services | \$15,000     | 07/01/2022      | 12/31/2027    |
| 4        | Construction                     | Contractual Services | \$4,954,908  | 07/01/2022      | 12/31/2027    |
| 5        | Land Acquisition                 | Land Acquisition     | \$100,000    | 07/01/2022      | 12/31/2027    |
| Total:   |                                  |                      | \$5,700,000  |                 |               |

Note that, per Section 8 of Attachment 1 of the Agreement, authorization for continuation and completion of work and any associated payments may be rescinded, with proper notice, at the discretion of the Department if the Legislature reduces or eliminates appropriations. Extending the contract end date carries the risk that funds for this project may become unavailable in the future. This should be a consideration for the Grantee with this and future requests for extension.

**STATE OF FLORIDA**  
**DEPARTMENT OF ENVIRONMENTAL PROTECTION**  
**Revised Special Audit Requirements**  
**(State and Federal Financial Assistance)**

**Attachment 5-1**

The administration of resources awarded by the Department of Environmental Protection (*which may be referred to as the "Department", "DEP", "FDEP" or "Grantor", or other name in the agreement*) to the recipient (*which may be referred to as the "Recipient", "Grantee" or other name in the agreement*) may be subject to audits and/or monitoring by the Department of Environmental Protection, as described in this attachment.

**MONITORING**

In addition to reviews of audits conducted in accordance with 2 CFR Part 200, Subpart F-Audit Requirements, and Section 215.97, F.S., as revised (see "AUDITS" below), monitoring procedures may include, but not be limited to, on-site visits by DEP Department staff, limited scope audits as defined by 2 CFR 200.425, or other procedures. By entering into this Agreement, the recipient agrees to comply and cooperate with any monitoring procedures/processes deemed appropriate by the Department of Environmental Protection. In the event the Department of Environmental Protection determines that a limited scope audit of the recipient is appropriate, the recipient agrees to comply with any additional instructions provided by the Department to the recipient regarding such audit. The recipient further agrees to comply and cooperate with any inspections, reviews, investigations, or audits deemed necessary by the Chief Financial Officer (CFO) or Auditor General.

**AUDITS**

**PART I: FEDERALLY FUNDED**

This part is applicable if the recipient is a State or local government or a non-profit organization as defined in 2 CFR §200.330

1. A recipient that expends \$1,000,000 or more in Federal awards in its fiscal year, must have a single or program-specific audit conducted in accordance with the provisions of 2 CFR Part 200, Subpart F. EXHIBIT 1 to this Attachment indicates Federal funds awarded through the Department of Environmental Protection by this Agreement. In determining the federal awards expended in its fiscal year, the recipient shall consider all sources of federal awards, including federal resources received from the Department of Environmental Protection. The determination of amounts of federal awards expended should be in accordance with the guidelines established in 2 CFR 200.502-503. An audit of the recipient conducted by the Auditor General in accordance with the provisions of 2 CFR Part 200.514 will meet the requirements of this part.
2. For the audit requirements addressed in Part I, paragraph 1, the recipient shall fulfill the requirements relative to auditee responsibilities as provided in 2 CFR 200.508-512.
3. A recipient that expends less than \$1,000,000 in federal awards in its fiscal year is not required to have an audit conducted in accordance with the provisions of 2 CFR Part 200, Subpart F-Audit Requirements. If the recipient expends less than \$1,000,000 in federal awards in its fiscal year and elects to have an audit conducted in accordance with the provisions of 2 CFR 200, Subpart F-Audit Requirements, the cost of the audit must be paid from non-federal resources (i.e., the cost of such an audit must be paid from recipient resources obtained from non-federal entities).
4. The recipient may access information regarding the Catalog of Federal Domestic Assistance (CFDA) via the internet at <https://sam.gov/content/assistance-listings>.

## PART II: STATE FUNDED

This part is applicable if the recipient is a nonstate entity as defined by Section 215.97(1)(n), Florida Statutes.

1. In the event that the recipient expends a total amount of state financial assistance equal to or in excess of \$750,000 in any fiscal year of such recipient (for fiscal years ending June 30, 2017, and thereafter), the recipient must have a State single or project-specific audit for such fiscal year in accordance with Section 215.97, F.S.; Rule Chapter 69I-5, F.A.C., State Financial Assistance; and the current Rules of the Auditor General. EXHIBIT 1 to this form lists the state financial assistance awarded through the Department of Environmental Protection by this agreement. In determining the state financial assistance expended in its fiscal year, the recipient shall consider all sources of state financial assistance, including state financial assistance received from the Department of Environmental Protection, other state agencies, and other nonstate entities. State financial assistance does not include federal direct or pass-through awards and resources received by a nonstate entity for Federal program matching requirements.
2. In connection with the audit requirements addressed in Part II, paragraph 1; the recipient shall ensure that the audit complies with the requirements of Section 215.97(8), Florida Statutes. This includes submission of a financial reporting package as defined by Section 215.97(2), Florida Statutes, and the current Rules of the Auditor General.
3. If the recipient expends less than \$750,000 in state financial assistance in its fiscal year (for fiscal year ending June 30, 2017, and thereafter), an audit conducted in accordance with the provisions of Section 215.97, Florida Statutes, is not required. In the event that the recipient expends less than \$750,000 in state financial assistance in its fiscal year, and elects to have an audit conducted in accordance with the provisions of Section 215.97, Florida Statutes, the cost of the audit must be paid from the non-state entity's resources (i.e., the cost of such an audit must be paid from the recipient's resources obtained from other than State entities).
4. For information regarding the Florida Catalog of State Financial Assistance (CSFA), a recipient should access the Florida Single Audit Act website located at <https://apps.fldfs.com/fsaa> for assistance. In addition to the above websites, the following websites may be accessed for information: Legislature's Website at <http://www.leg.state.fl.us/Welcome/index.cfm>, State of Florida's website at <http://www.myflorida.com/>, Department of Financial Services' Website at <https://www.myfloridacfo.com/> and the Auditor General's Website at <http://www.myflorida.com/audgen/>.

## PART III: OTHER AUDIT REQUIREMENTS

*(NOTE: This part would be used to specify any additional audit requirements imposed by the State awarding entity that are solely a matter of that State awarding entity's policy (i.e., the audit is not required by Federal or State laws and is not in conflict with other Federal or State audit requirements). Pursuant to Section 215.97(8), Florida Statutes, State agencies may conduct or arrange for audits of State financial assistance that are in addition to audits conducted in accordance with Section 215.97, Florida Statutes. In such an event, the State awarding agency must arrange for funding the full cost of such additional audits.)*

## PART IV: REPORT SUBMISSION

1. Copies of reporting packages for audits conducted in accordance with 2 CFR Part 200, Subpart F-Audit Requirements, and required by PART I of this form shall be submitted, when required by 2 CFR 200.512, by or on behalf of the recipient directly to the Federal Audit Clearinghouse (FAC) as provided in 2 CFR 200.36 and 200.512
  - A. The Federal Audit Clearinghouse designated in 2 CFR §200.501(a) (the number of copies required by 2 CFR §200.501(a) should be submitted to the Federal Audit Clearinghouse), at the following address:

By Mail:

Federal Audit Clearinghouse  
Bureau of the Census  
1201 East 10th Street  
Jeffersonville, IN 47132

Submissions of the Single Audit reporting package for fiscal periods ending on or after January 1, 2008, must be submitted using the Federal Clearinghouse's Internet Data Entry System which can be found at <http://harvester.census.gov/facweb/>

2. Copies of financial reporting packages required by PART II of this Attachment shall be submitted by or on behalf of the recipient directly to each of the following:

- A. The Department of Environmental Protection at one of the following addresses:

By Mail:

**Audit Director**  
Florida Department of Environmental Protection  
Office of Inspector General, MS 40  
3900 Commonwealth Boulevard  
Tallahassee, Florida 32399-3000

Electronically:

[FDEPSingleAudit@dep.state.fl.us](mailto:FDEPSingleAudit@dep.state.fl.us)

- B. The Auditor General's Office at the following address:

Auditor General  
Local Government Audits/342  
Claude Pepper Building, Room 401  
111 West Madison Street  
Tallahassee, Florida 32399-1450

The Auditor General's website (<http://flauditor.gov/>) provides instructions for filing an electronic copy of a financial reporting package.

3. Copies of reports or management letters required by PART III of this Attachment shall be submitted by or on behalf of the recipient directly to the Department of Environmental Protection at one of the following addresses:

By Mail:

**Audit Director**  
Florida Department of Environmental Protection  
Office of Inspector General, MS 40  
3900 Commonwealth Boulevard  
Tallahassee, Florida 32399-3000

Electronically:

[FDEPSingleAudit@dep.state.fl.us](mailto:FDEPSingleAudit@dep.state.fl.us)

4. Any reports, management letters, or other information required to be submitted to the Department of Environmental Protection pursuant to this Agreement shall be submitted timely in accordance with 2 CFR 200.512, section 215.97, F.S., and the current Rules of the Auditor General, as applicable.
5. Recipients, when submitting financial reporting packages to the Department of Environmental Protection for audits done in accordance with 2 CFR 200, Subpart F-Audit Requirements, or the current Rules of the Auditor

General, should indicate the date and time the reporting package was delivered to the recipient and any correspondence accompanying the reporting package.

## **PART V: RECORD RETENTION**

The recipient shall retain sufficient records demonstrating its compliance with the terms of the award and this Agreement for a period of **five (5)** years from the date the audit report is issued, and shall allow the Department of Environmental Protection, or its designee, Chief Financial Officer, or Auditor General access to such records upon request. The recipient shall ensure that audit working papers are made available to the Department of Environmental Protection, or its designee, Chief Financial Officer, or Auditor General upon request for a period of **three (3)** years from the date the audit report is issued, unless extended in writing by the Department of Environmental Protection.

## EXHIBIT – 1

FUNDS AWARDED TO THE RECIPIENT PURSUANT TO THIS AGREEMENT CONSIST OF THE FOLLOWING:

*Note: If the resources awarded to the recipient represent more than one federal program, provide the same information shown below for each federal program and show total federal resources awarded*

| <b>Federal Resources Awarded to the Recipient Pursuant to this Agreement Consist of the Following:</b> |                |             |            |                |                              |
|--|----------------|-------------|------------|----------------|------------------------------|
| <b>Federal Program A</b>   | Federal Agency | CFDA Number | CFDA Title | Funding Amount | State Appropriation Category |
|  |                |             |            | \$             |                              |
|  |                |             |            |                |                              |
|  |                |             |            |                |                              |
| <b>Federal Program B</b>   | Federal Agency | CFDA Number | CFDA Title | Funding Amount | State Appropriation Category |
|  |                |             |            | \$             |                              |
|  |                |             |            |                |                              |
|  |                |             |            |                |                              |

*Note: If the resources awarded to the recipient represent more than one federal program, list applicable compliance requirements for each federal program in the same manner as shown below:*

| <b>Federal Program A</b> | First Compliance requirement: i.e.: (what services of purposes resources must be used for)     |  |
|--------------------------|--|--|
|                          | Second Compliance requirement: i.e.: (eligibility requirement for recipients of the resources) |  |
|                          | Etc.   |  |
|                          | Etc.   |  |
| <b>Federal Program B</b> | First Compliance requirement: i.e.: (what services of purposes resources must be used for)     |  |
|                          | Second Compliance requirement: i.e.: (eligibility requirement for recipients of the resources) |  |
|                          | Etc.   |  |
|                          | Etc.   |  |

*Note: If the resources awarded to the recipient for matching represent more than one federal program, provide the same information shown below for each federal program and show total state resources awarded for matching.*

| State Resources Awarded to the Recipient Pursuant to this Agreement Consist of the Following Matching Resources for Federal Programs: |                |      |            |                |                              |
|---|----------------|------|------------|----------------|------------------------------|
| Federal Program A   | Federal Agency | CFDA | CFDA Title | Funding Amount | State Appropriation Category |
|   |                |      |            |                |                              |
|   |                |      |            |                |                              |
| Federal Program B   | Federal Agency | CFDA | CFDA Title | Funding Amount | State Appropriation Category |
|   |                |      |            |                |                              |
|   |                |      |            |                |                              |

*Note: If the resources awarded to the recipient represent more than one state project, provide the same information shown below for each state project and show total state financial assistance awarded that is subject to section 215.97, F.S.*

| State Resources Awarded to the Recipient Pursuant to this Agreement Consist of the Following Resources Subject to Section 215.97, F.S.: |  |                                |             |  |                |                              |
|---|--|--------------------------------|-------------|--|----------------|------------------------------|
| State Program A   | State Awarding Agency                  | State Fiscal Year <sup>1</sup> | CSFA Number | CSFA Title or Funding Source Description               | Funding Amount | State Appropriation Category |
| Original Agreement  | Department of Environmental Protection | 2022-2023                      | 37.039      | Statewide Water Quality Restoration Project – LI 1665A | 4,000,000      | 140047                       |
| Amendment 1   | Department of Environmental Protection | 2024-2025                      | 37.039      | Statewide Water Quality Restoration Project – LI 1732A | 1,700,000      | 140047                       |
| State Program B   | State Awarding Agency                  | State Fiscal Year <sup>2</sup> | CSFA Number | CSFA Title or Funding Source Description               | Funding Amount | State Appropriation Category |
|   |  |                                |             |  |                |                              |

|             |             |  |
|-------------|-------------|--|
| Total Award | \$5,700,000 |  |
|-------------|-------------|--|

*Note: List applicable compliance requirement in the same manner as illustrated above for federal resources. For matching resources provided by the Department for DEP for federal programs, the requirements might be similar to the requirements for the applicable federal programs. Also, to the extent that different requirements pertain to different amount for the non-federal resources, there may be more than one grouping (i.e. 1, 2, 3, etc.) listed under this category.*

For each program identified above, the recipient shall comply with the program requirements described in the Catalog of Federal Domestic Assistance (CFDA) [<https://sam.gov/content/assistance-listings>] and/or the Florida Catalog of State Financial Assistance (CSFA) [<https://apps.fldfs.com/fsaa/searchCatalog.aspx>], and State Projects Compliance Supplement (Part Four: State Projects Compliance Supplement [<https://apps.fldfs.com/fsaa/compliance.aspx>]). The services/purposes for which the funds are to be used are included in the Agreement's Grant Work Plan. Any match required by the Recipient is clearly indicated in the Agreement.

<sup>1</sup> Subject to change by Change Order.

<sup>2</sup> Subject to change by Change Order.



**STATE OF FLORIDA  
DEPARTMENT OF ENVIRONMENTAL PROTECTION**

**Exhibit A-1  
Progress Report Form**

The current **Exhibit A, Progress Report Form** for this grant can be found on the Department's website at this link:

<https://floridadep.gov/wra/wra/documents/progress-report-form>

Please use the most current form found on the website, linked above, for each progress report submitted for this project.



## THE FLORIDA SENATE

Tallahassee, Florida 32399-1100

### COMMITTEES:

Rules, *Chair*  
Banking and Insurance  
Community Affairs  
Finance and Tax  
Fiscal Policy  
Health Policy  
Judiciary

### JOINT COMMITTEE:

Joint Legislative Budget Commission

**SENATOR KATHLEEN PASSIDOMO**

28th District

September 24, 2025

Mr. Adam Blalock  
Deputy Secretary, Ecosystems Restoration  
3900 Commonwealth Boulevard M.S. 49  
Tallahassee, FL 32399

Dear Mr. Blalock,

I am writing to you to approve the merger of the City of Clewiston's two appropriations projects pertaining to water main infrastructure improvements, grant #L0016 and grant #LPA0266. The merger of these two projects will allow the City of Clewiston to continue to efficiently improve their water infrastructure and maintain freshwater in their pipeline.

Sincerely,

A handwritten signature in blue ink, appearing to read "K. Passidomo", followed by a horizontal line.

Kathleen C. Passidomo  
State Senator, District 28

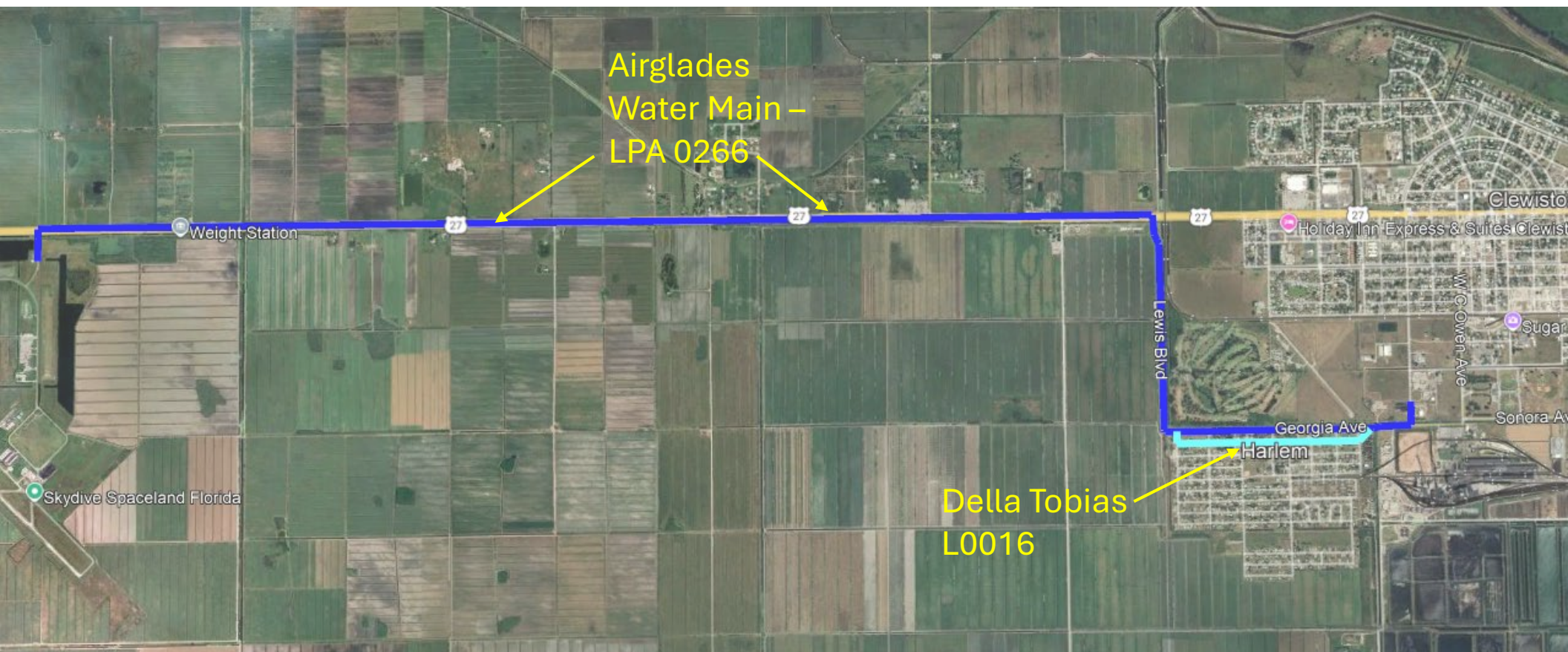
REPLY TO:

- ☐ 3299 East Tamiami Trail, Suite 203, Naples, Florida 34112 (239) 417-6205
- ☐ 25 East Hickpoochee Avenue, Room J-101, LaBelle, Florida 33935 (863) 674-7122
- ☐ 400 Senate Building, 404 South Monroe Street, Tallahassee, Florida 32399-1100 (850) 487-5028

Senate's Website: [www.flsenate.gov](http://www.flsenate.gov)

**BEN ALBRITTON**  
President of the Senate

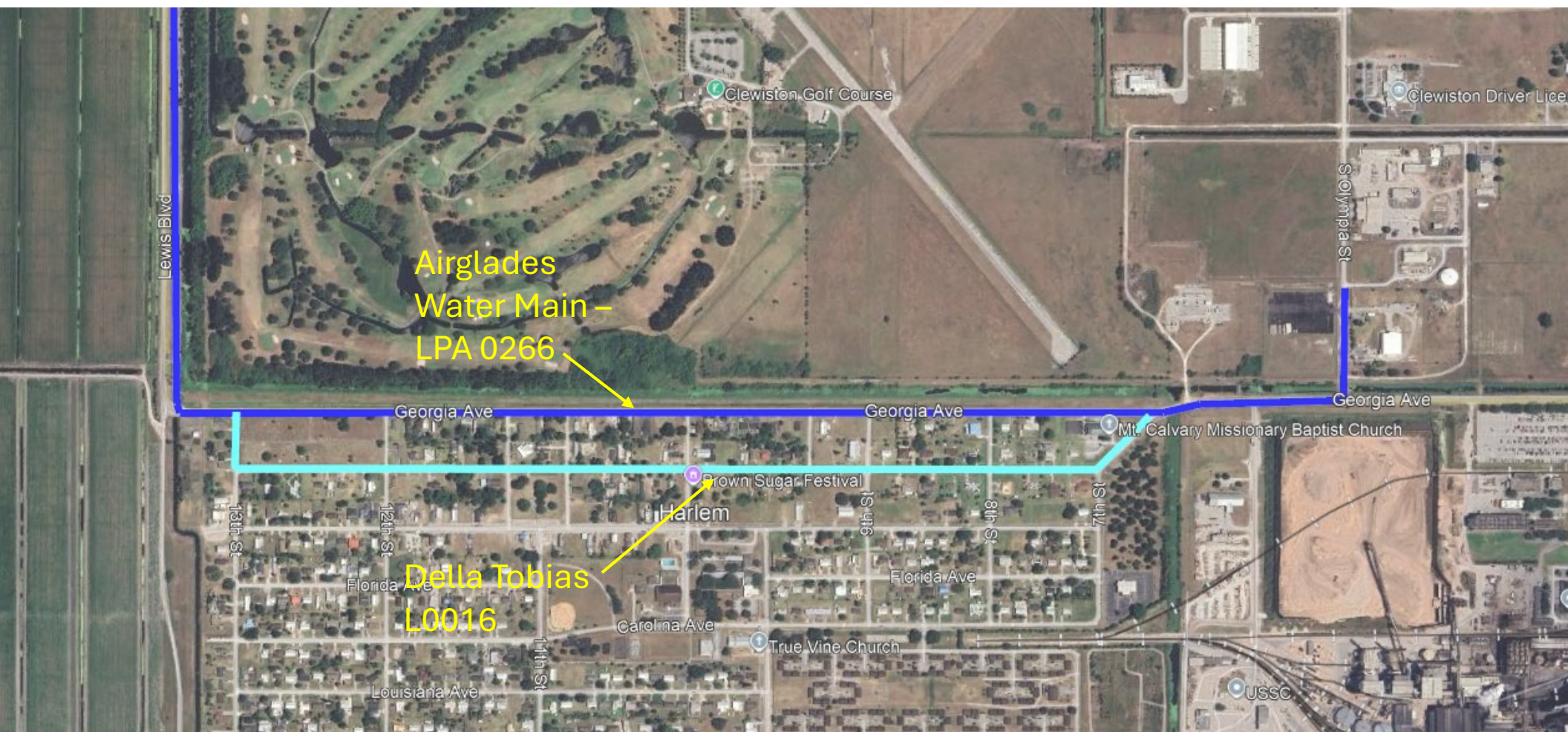
**JASON BRODEUR**  
President Pro Tempore



### **Before combination of grants**

- LPA0266 Clewiston Water System Infrastructure Improvements to Serve Airglades Airport - \$4MM for 43,000 linear feet of 6-inch water main.
- L0016 Clewiston Harlem Community Water Line Replacement Project - \$1.7MM for 5,700 linear feet of 8-inch water main.





### Before combination of grants

- LPA0266 Clewiston Water System Infrastructure Improvements to Serve Airglades Airport - \$4MM for 43,000 linear feet of 6-inch water main.
- L0016 Clewiston Harlem Community Water Line Replacement Project - \$1.7MM for 5,700 linear feet of 8-inch water main.





### **After combination of grants**

- LPA0266 Clewiston Water System Infrastructure Improvements to future developments, provide water quality to Harlem and redundancy to the City - \$5.7MM for 12,700 linear feet of 16-inch water main.



# FLORIDA DEPARTMENT OF Environmental Protection

Marjory Stoneman Douglas Building  
3900 Commonwealth Boulevard  
Tallahassee, FL 32399

**Ron DeSantis**  
Governor

**Jay Collins**  
Lt. Governor

**Alexis A. Lambert**  
Secretary

November 19, 2025

The Honorable James Pittman  
Mayor of City of Clewiston  
P.O. Box 666  
Clewiston, Florida 32333

RE: Clewiston Harlem Community Water Line Replacement Project

Dear Mayor Pittman,

As requested, the Department will terminate the Clewiston Harlem Community Water Line Replacement Project, Grant Agreement L0016, with the City of Clewiston in order to combine the project scope and funding with Grant Agreement LPA0266.

Per Section 13.a. of the Grant Agreement, the Department may terminate the Agreement for convenience by providing the Grantee with thirty (30) calendar days written notice. Please consider this letter as the required notice: Thirty (30) days from the date of this letter, Grant Agreement L0016 will be terminated.

Please call Charity Hudson at (850) 245-3192, if you have any questions.

Sincerely,

A handwritten signature in blue ink that reads "Angela Knecht".

Digitally signed by Angela  
Knecht  
Date: 2025.11.19 15:45:21  
-05'00'

Angela Knecht, Director  
Division of Water Restoration Assistance

AK/cdh



## **Agenda Item Memorandum**

**TO:** City Commission of the City of Clewiston

**FROM:** Jeanie Orozco, Director of Recreation & Leisure Services

**VIA:** Danny Williams, City Manager

**DATE:** December 15, 2025

**SUBJECT:** Consideration of approval of Resolution No. 2025-85 Sugarland Park Reservation Application/Park Fees for field use.

---

### **Background:**

Resolution No.2025-85 approves the Sugarland Park Reservation Application/Park Fees as attached.

### **Attachments:**

- a. Resolution No. 2025-85
- b. Park Fee Application, Hold Harmless Agreement

### **Recommendation:**

Motion to approve Resolution No. 2025-85 approving the Sugarland Park Reservation Application/Park Fees for field use.

**CITY OF CLEWISTON**  
**RESOLUTION NO. 2025-85**

**A RESOLUTION OF THE CITY OF CLEWISTON OF THE OF CLEWISTON, FLORIDA, APPROVING THE SUGARLAND PARK RESERVATION APPLICATION/PARK FEES FOR FIELD USE.**

**WHEREAS**, the city of Clewiston implements the Sugarland Park Reservation application to include Park Fees for Field use.

**NOW, THEREFORE, BE IT RESOLVED BY THE CITY COMMISSION OF THE CITY OF CLEWISTON, FLORIDA, THAT:**

**SECTION 1:** The attached Sugarland Park Application/Park Fees for field use is hereby approved.

**SECTION 2:** This Resolution shall become effective upon its adoption.

Commissioner \_\_\_\_\_ offered the foregoing resolution.  
Commissioner \_\_\_\_\_ seconded the motion, and upon being put to a vote, the vote was as follows:

|                               | <b><u>Aye</u></b>        | <b><u>Nay</u></b>        | <b><u>Absent</u></b>     |
|-------------------------------|--------------------------|--------------------------|--------------------------|
| JAMES PITTMAN, MAYOR          | <input type="checkbox"/> | <input type="checkbox"/> | <input type="checkbox"/> |
| HILLARY HYSLOPE, VICE MAYOR   | <input type="checkbox"/> | <input type="checkbox"/> | <input type="checkbox"/> |
| BARBARA EDMONDS, COMMISSIONER | <input type="checkbox"/> | <input type="checkbox"/> | <input type="checkbox"/> |
| MALI GARDNER, COMMISSIONER    | <input type="checkbox"/> | <input type="checkbox"/> | <input type="checkbox"/> |
| JASON WILLIAMS, COMMISSIONER  | <input type="checkbox"/> | <input type="checkbox"/> | <input type="checkbox"/> |

**PASSED AND APPROVED** by the City Commission of the City of Clewiston on this **15<sup>th</sup>** day of **December** 2025.

**ATTEST:**

**CITY OF CLEWISTON, FLORIDA**

\_\_\_\_\_  
Fransheska Berrios, City Clerk

\_\_\_\_\_  
James Pittman, Mayor

**(MUNICIPAL SEAL)**



**APPROVED AS TO FORM  
AND LEGAL SUFFICIENCY**

**By:** \_\_\_\_\_  
Kaylee Tuck, City Attorney



## CITY OF CLEWISTON

### PARKS & RECREATION DEPARTMENT SUGARLAND PARK FIELD RESERVATION

#### **Organization Information (Please print all information)**

|                   |              |                |
|-------------------|--------------|----------------|
| Organization Name | Address      | City/State/Zip |
| <hr/>             |              |                |
| Contact Person    | Phone Number | Fax Number     |
| <hr/>             |              |                |

|                                |  |
|--------------------------------|--|
| <b>Description of Facility</b> | <b>Date:</b><br><b>Time:</b><br><br>*Attach schedule, if available |
|--------------------------------|--|

| Fees  |   |          |
|---|---|----------|
| ALL payments are due at time of booking.    | Rental - \$110 per day/per field                      | \$ _____ |
|   | Light Fee - \$75 first hour, \$25 per hour thereafter | \$ _____ |
|   | Maintenance Fee - \$132 per day                       | \$ _____ |
|   | Supervisory Fee \$22 per hour                         | \$ _____ |
| Make check payable to the City of Clewiston | Security Fee if required \$35 per hour                | \$ _____ |
|   | Sales Tax 7%  | \$ _____ |
|   | Subtotal  | \$ _____ |
|   | \$500 Security Deposit (Refundable)                   | \$ _____ |
|   | <b>TOTAL</b>  | \$ _____ |

Team Insurance: ☐ Yes ☐ No **Attach copy of Certificate of Insurance to this form.**

All field use is by permit only unless an exception is made by the Director of Recreation & Leisure Services. Coaches are responsible for leaving fields, dugouts, and spectators' areas clean. Extra field maintenance for any play, tournament, or special event is considered a "billable" event. It is the responsibility of the user group to maintain a clean and safe concession. The Director of Recreation & Leisure Services is to be notified of all accidents/incidents requiring medical attention. Athletic fields can be used only when field conditions are deemed safe and when use will not create conditions which may cause damage to the fields. If field conditions change during the permit period, the Director of Recreation & Leisure Services reserves the right to close the fields. Security deposit is fully refundable upon cancellation or there is no damage to the fields.



## CITY OF CLEWISTON

### PARKS & RECREATION DEPARTMENT SUGARLAND PARK FIELD RESERVATION

#### **Agreement for Understanding**

I understand the rules and policies of the City of Clewiston and agree to abide by the stated guidelines. I understand any non-compliance may result in the revocation of existing permits, the loss of permits in the future, and loss of security deposit. I also understand non-compliance may result in the revocation of field privileges and/or a fee assessment for damages.

\_\_\_\_\_  
Signature of Organization Representative

\_\_\_\_\_  
Name of Organization

\_\_\_\_\_  
Date

\_\_\_\_\_  
Director of Recreation & Leisure Services

#### **Field Playability, Rules and Regulations**

The Park Personnel will decide if the field is playable. This person will use common sense and good judgment in the decision to play. The soil must be firm and free of obstacles that could cause personal injury or field damage before play begins. Water can be broom-dried to remove puddles from infield to expedite play.

- All persons, if given permission to use a field, will abide by all and any directives from the City of Clewiston & Parks and Recreation Personnel.
- All teams and individuals given permission to use a field assume all responsibility regarding injury and/or accident and all liabilities, as per insurance requirements listed on Page 1 & 3.
- Permits must be kept with team while using field at all times.
- Teams and individuals given permission to use a field must use the field assigned.
- No exchanging field permits with another team or individual is allowed.

#### **Rainouts Rescheduling Procedures**

If you are rained out on a given night, you must contact Parks & Recreation Department within 24 hours or the next business day in order to receive a rain-date. A failure to contact this office within the allotted time will result in forfeiture of the rain-date. Rain dates will be scheduled for the same day of the week and the same time period, as your regularly scheduled play dates, unless a mutually agreed upon time and date is reserved. It will be added to your schedule accordingly. All attempts to schedule your rain-date for the earliest possible time will be made.



## CITY OF CLEWISTON

### PARKS & RECREATION DEPARTMENT SUGARLAND PARK FIELD RESERVATION

#### **Parking**

All parking must be in designated areas. No vehicles are permitted to park on grassy areas, behind backstops or along the side of fields. Any vehicle parked illegally will be tagged and/or towed at the discretion of the City Police Department.

*By signing below, I agree to comply with the above stated rules and regulations concerning the use of the Ball Park Fields.*

Signature: \_\_\_\_\_ Date: \_\_\_\_\_

#### **Hold Harmless Agreement**

(Please type or print)

BETWEEN THE CITY OF CLEWISTON, FLORIDA AND \_\_\_\_\_  
(Applicant)

WITNESSETH:

1. In consideration of permission to use the public facility described below on the \_\_\_\_\_ day of, \_\_\_\_\_ 20\_\_\_\_, the application does hereby covenant and agree to save and hold the City of Clewiston, its agents, servants and employees harmless from any and all liabilities of costs arising out of the described premises by the applicant, the applicant's invitees or other persons.
2. The facilities will be used for the following purpose and no there \_\_\_\_\_.
3. Number of people expected to attend: \_\_\_\_\_.
4. The applicant is: (check one) \_\_\_ An Individual \_\_\_ Non-profit Organization  
\_\_\_ Other (describe) \_\_\_\_\_.

If applicant is an Association or Corporation, the undersigned certifies that the execution of the HOLD HARMLESS AGREEMENT has been duly authorized.

5. The applicant acknowledges that the permission to utilize the facilities is limited to the portion of the premises herein described (if applicable) and the permission to use the facility is valid only for the activity herein described. Notwithstanding the foregoing, however, this HOLD HARMLESS AGREEMENT shall be applicable to any claim asserted against the City of Clewiston or any loss incurred arising out of the applicant's activity whether or not the same extends beyond the permitted type or locale of activity or occurs on a different date out of the applicant's activity whether or not the same extends beyond the permitted type or locale of activity or occurs on a different date than specified. The applicant further HOLDS HARMLESS, the City of Clewiston and its agents, from all liability or costs arising from any interaction or contact between the applicant and other applicants/activities taking place on municipal property or arising from adjoining private property.



## CITY OF CLEWISTON

### PARKS & RECREATION DEPARTMENT SUGARLAND PARK FIELD RESERVATION

6. The applicant specifically agrees that this Indemnification and Hold Harmless Agreement shall include the responsibility to provide legal defense for the City of Clewiston for any suit arising out of the applicant's use of premises, and that should the applicant or the applicant's insurance carrier fail or refuse to provide such a defense, the applicant will reimburse the City of Clewiston for any costs incurred by it for any person or organization acting on its behalf.
7. The undersigned is authorized to execute this HOLD HARMLESS AGREEMENT as the binding act of the applicant.

**X** \_\_\_\_\_  
Signature of Applicant Date

**X** \_\_\_\_\_  
Signature of Witness Date

If you (the applicant) are a Corporation, Association or Company carrying Insurance, please complete the information below. The applicant has furnished the Certificate of Insurance described below as an additional inducement for the permission to use of the premises.

NAME OF INSURANCE CARRIER:

\_\_\_\_\_

CERTIFICATE NUMBER:

\_\_\_\_\_

LIMITS OF LIABILITY:

Property Damage \_\_\_\_\_

Public Liability: \_\_\_\_\_

A true copy of the Certificate of Insurance is attached. NOTE: Requires \$1,000,000 per loss liability insurance for Special Events, subject to review and approval by the City of Clewiston. The following additional documents form a part of the agreement:

✓ **Rental Application Forms**

## **Agenda Item Memorandum**

**TO:** City Commission of the City of Clewiston  
**FROM:** Lynne Mila, Director of Operations  
**VIA:** Danny Williams, City Manager  
**DATE:** December 15, 2025  
**SUBJECT:** Consideration of approval of Ordinance 2025-09

### **Background/History:**

The City of Clewiston is a member of the Florida Municipal Power Agency (“FMPA”), which is a separate governmental entity created under Florida law. FMPA provides a multitude of services to its members, including operation of joint purchasing projects to assist members in competitively purchasing and procuring goods and services for electrical and public works projects.

City staff wishes to amend the Purchasing Procedures within the City’s code to specifically and explicitly allow the City to participate in FMPA’s joint purchasing projects, provided that the competitive process used by FMPA to secure such goods and services is compliant with the City’s current purchasing procedures.

**Financial Impact:** No financial impact.

### **Attachments:**

1. Ordinance 2025-09

### **Actions/Options/Recommendations:**

Recommend approval of Ordinance 2025-09 on first reading

**CITY OF CLEWISTON**  
**ORDINANCE NO. 2025-09**

**AN ORDINANCE OF THE CITY COMMISSION OF THE CITY OF CLEWISTON, FLORIDA AMENDING THE CLEWISTON CODE OF ORDINANCES, CHAPTER 2, ADMINISTRATION; AMENDING ARTICLE III, PURCHASING PROCEDURES; PROVIDING FOR CODIFICATION; PROVIDING FOR SEVERABILITY; PROVIDING FOR AN EFFECTIVE DATE.**

**WHEREAS**, the City of Clewiston is a member of the Florida Municipal Power Agency ("FMPA"), a separate governmental entity created under Florida law; and

**WHEREAS**, FMPA operates a joint purchasing project to assist its members in competitively purchasing and procuring goods and services; and

**WHEREAS**, it is in the best interest of the City of Clewiston to clarify the ability for the City, as a member of FMPA, to avail itself of the opportunities and benefits provided by FMPA through their competitive purchasing and procurement process.

**NOW, THEREFORE**, BE IT ORDAINED BY THE CITY COMMISSION OF THE CITY OF CLEWISTON, FLORIDA, THAT:

**Section 1: Recitals.** The foregoing recitals are hereby ratified and confirmed as being true and correct and hereby made a part of this Ordinance and adopted as legislative findings.

**Section 2: Amendment to the City Code.** Chapter 2, Administration, Article III – Purchasing Procedures, of the City of Clewiston Code is hereby amended with the following provisions with additions depicted as underlined language, deletions as strikethrough, and editorial content in [*bracketed italics*]:

**ARTICLE III. – PURCHASING PROCEDURES**

**Sec. 2-79. Purchasing methods/competitive bidding.**

- (a) The provisions contained in F.S. § 287.055 (commonly known as the Consultant's Competitive Negotiation Act, "CCNA"), shall apply herein for the procurement of all architecture, professional engineering, landscape architecture, or registered surveying and mapping services for projects that exceed the specified statutory dollar thresholds. For projects that are less than the CCNA statutory thresholds, county staff may utilize any process they deem most appropriate, including contacting only one firm and entering into a written contract or issuing a purchase order with the firm, subject to the approval of the city commission.
- (b) *Auditing services*. Auditing services shall be procured in accordance with F.S. § 218.391.



**ORDINANCE NO. 2025-09**

(c) *Emergency procurement.*

- (1) In the case of emergencies that require the immediate purchase of commodities, equipment or services, the city manager shall be empowered to secure such commodities, equipment or services without competitive bidding or quotes. In this event, all measures that are reasonably possible under the circumstances shall be taken to assure the maximum cost benefit to the city of the commodities, equipment or services procured.
- (2) During a declared local state of emergency, the person or persons designated in the declaration is (are) empowered to purchase commodities, equipment or services without competitive bidding.

(d) *Cooperative procurement.*

- (1) The city may cooperate with other government agencies and governmental associations in the purchase of commodities, equipment and services.
  - (2) When any other government agency or governmental association has competitively procured and awarded a contract for commodities, equipment or services, the city may purchase a commodity, equipment or service from the awarded vendor at the awarded price if the original bid specifications and award allow it and if the competitive procurement was conducted within the past three years. Such purchases shall be made without competitive procurement by the city and without any dollar limit provided that funding has been appropriated and approved by the city commission. Cooperative procurement is not permitted for construction services or professional services as described in the CCNA.
  - (3) The City is a member of Florida Municipal Power Agency ("FMPA"), a separate governmental entity created pursuant to Florida law. FMPA operates a joint purchasing project and otherwise frequently competitively procures goods and services for itself and its members that own and operate electric utility systems. Notwithstanding any other provisions of this section, it is hereby expressly declared that the City may piggyback or otherwise obtain goods and services from FMPA, or contractually engage with FMPA to obtain goods and services through FMPA's vendors, suppliers, consultants, professionals, etc., where FMPA has conducted a competitive procurement process, including a competitive process meeting the requirements of CCNA, and is otherwise substantially in compliance with the requirements set forth herein.
- (e) *Sole source.* A contract may be awarded, except as otherwise provided for under state law, for a supply, service, material, equipment or construction item(s) without competition when the city manager certifies in writing, after conducting a good-faith review of available sources, that there is only one legally available source for the required supply, service, material, equipment or construction item(s).
- (f) *Single source.* A contract may be awarded, except as otherwise provided for under state law, for a supply, service, material, equipment or construction item(s) without competition when the city manager certifies in writing after conducting a good faith

## ORDINANCE NO. 2025-09

review of available resources, that there is only one economically feasible source for the purchase in order to meet functional or performance requirements.

(g) *Requests for proposals.*

- (1) The request for proposals method of procurement is used when it is not practicable to specifically define the commodities or contractual services which are needed. The city can describe the project but the methods or means to accomplish the desired outcome cannot be easily defined. There may be several methods available to accomplish a task, and the city is considering all the available options.
- (2) The city manager, in consultation with staff from other departments with expertise, shall outline needs and objectives that will make up the scope of services to be addressed by the proposers.
- (3) Proposers shall be ranked by a selection committee and presentation may be made to the selection committee and/or the commission.

(h) *Requests for qualifications.* The request for qualifications method of procurement is used in the recruitment of qualified professional services or construction management services.

- (1) The city manager shall outline specific needs and objectives that will make up the scope of services to be addressed by the proposers. The purchasing manager shall prepare the criteria and develop the request for qualifications.
- (2) Proposers shall be ranked by a selection committee and presentations may be made to the selection committee and/or commission for consideration.

(i) *Invitation to bid.* The invitation to bid method of procurement should be utilized when the city is capable of establishing precise specifications for a commodity or defining with specificity a scope of services for the commodities or contractual services sought. Through this process, vendors are able to compete on a cost basis for like items or services. The selection will be based upon the lowest priced responsible and responsive bidder and the factors in section 2-80.

(j) *Invitation to negotiate.* The invitation to negotiate method of procurement should be utilized when the scope of a project is not clearly defined and the city has determined that negotiations may be necessary to receive the best value. The invitation shall invite vendor input on the scope, schedule, and process for initiating the project. This method of procurement may be used in areas experiencing constant change in the marketplace and the city wants the opportunity to obtain current, up-to-date goods or services at the time of contracting.

(k) *Recent city competitive procurements.* The city may contract for commodities and equipment with the selected vendor under a previous city competitive procurement if the competitive procurement was conducted within the past three years.

(l) *Professional services.* Professional services may be acquired by an alternate process approved by the commission, in compliance with the purchasing thresholds provided in section 2-78.

**ORDINANCE NO. 2025-09**

**Section 3: Codification.** This Ordinance shall be incorporated into the City of Clewiston Land Development Code. The sections of this Ordinance can be renumbered or re-lettered to the appropriate word or phrase to accomplish codification. Omissions grammatical, and typographical errors, as well as clarifications of ambiguous wording that do not affect the intent of this Ordinance, may be authorized by the Mayor without need for a public hearing.

**Section 4: Severability.** If any section, subsection, paragraph, sentence, clause, or phrase of this resolution is declared invalid or unenforceable for any reason, such decision shall not affect the remaining portions of this resolution, which shall remain in full force and effect.

**Section 5: Conflicts.** The provisions of this article shall supersede any provisions of existing ordinances in conflict herewith to the extent of said conflict.

**Section 6: Effective Date.** This Ordinance shall take effect immediately upon its adoption by the City Commission.

Commissioner \_\_\_\_\_ offered the foregoing ordinance.  
Commissioner \_\_\_\_\_ seconded the motion, and upon being  
put to a vote, the vote was as follows:

|                                      | <b>Aye</b>               | <b>Nay</b>               | <b>Absent</b>            |
|--------------------------------------|--------------------------|--------------------------|--------------------------|
| <b>JAMES PITTMAN, MAYOR</b>          | <input type="checkbox"/> | <input type="checkbox"/> | <input type="checkbox"/> |
| <b>HILLARY HYSLOPE, VICE MAYOR</b>   | <input type="checkbox"/> | <input type="checkbox"/> | <input type="checkbox"/> |
| <b>BARBARA EDMONDS, COMMISSIONER</b> | <input type="checkbox"/> | <input type="checkbox"/> | <input type="checkbox"/> |
| <b>MALI GARDNER, COMMISSIONER</b>    | <input type="checkbox"/> | <input type="checkbox"/> | <input type="checkbox"/> |
| <b>JASON WILLIAMS, COMMISSIONER</b>  | <input type="checkbox"/> | <input type="checkbox"/> | <input type="checkbox"/> |

**PASSED AND ADOPTED** by the City Commission of the City of Clewiston,  
on first reading, this \_\_\_\_ day of \_\_\_\_\_, 2025.

**ORDINANCE NO. 2025-09**

Commissioner \_\_\_\_\_ offered the foregoing ordinance.  
Commissioner \_\_\_\_\_ seconded the motion, and upon being  
put to a vote, the vote was as follows:

|                                      | <b>Aye</b>               | <b>Nay</b>               | <b>Absent</b>            |
|--------------------------------------|--------------------------|--------------------------|--------------------------|
| <b>JAMES PITTMAN, MAYOR</b>          | <input type="checkbox"/> | <input type="checkbox"/> | <input type="checkbox"/> |
| <b>HILLARY HYSLOPE, VICE MAYOR</b>   | <input type="checkbox"/> | <input type="checkbox"/> | <input type="checkbox"/> |
| <b>BARBARA EDMONDS, COMMISSIONER</b> | <input type="checkbox"/> | <input type="checkbox"/> | <input type="checkbox"/> |
| <b>MALI GARDNER, COMMISSIONER</b>    | <input type="checkbox"/> | <input type="checkbox"/> | <input type="checkbox"/> |
| <b>JASON WILLIAMS, COMMISSIONER</b>  | <input type="checkbox"/> | <input type="checkbox"/> | <input type="checkbox"/> |

**PASSED AND ADOPTED** by the City Commission of the City of Clewiston,  
on second reading, this \_\_\_\_ day of \_\_\_\_\_, 2026.

ATTEST:

CITY OF CLEWISTON, FLORIDA

\_\_\_\_\_  
Fransheska Berrios, City Clerk

\_\_\_\_\_  
James Pittman, Mayor

(MUNICIPAL SEAL)

APPROVED AS TO FORM  
AND LEGAL SUFFICIENCY

By: \_\_\_\_\_  
Kaylee Tuck, City Attorney