



CHILDREN'S TRUST - SPECIAL MEETING - WORKSHOP FOR LISTENING PROJECT AGENDA

April 03, 2023 at 1:30 PM

CTAC, 802 NW 5th Ave, Gainesville, FL 32601

Call to Order

Roll Call

Agenda Review, Revision and Approval

Approval of the agenda also approves all of the items on the consent agenda.

Listening Project Report

[Listening Project Report \(Dr. Tatia Prieto\)](#)

Discussion

Prioritizing Investments (Nikki Martin-Bynum and Vashti Rutledge)

General Public Comments

Adjournment

Virtual Meeting Information

View or listen to the meeting:

<https://us02web.zoom.us/j/85814428629>

Public Comments:

Public comments can be made in person at Children's Trust Board Meetings. We will no longer take comments by Zoom or by phone. If you would like to submit a written comment or a written transcript of your public comment before or after the meeting, these will be provided to Board Members prior to the next Board Meeting.

Any member of the public wishing to be heard either under the agenda section "General Public Comments" or on a specific agenda item shall approach the podium at the appropriate time.

Members of the public recognized by the Chair will have three (3) minutes to speak on a single subject matter. If an individual seeks to be heard on more than one agenda item, the Chair shall determine the amount of time allotted to the speaker. However, such time shall not exceed ten

(10) minutes without the approval of the Board or Committee. The Clerk of the Trust is the official timekeeper.

Public members may not share or transfer all or part of their allotted time to any other person or agenda item, except as permitted by this Policy. To the extent a speaker has previously addressed a Board or Committee on the same subject, the Board Chair may limit repeat comments at the Board meeting by the same speaker.

File Attachments for Item:

Listening Project Report (Dr. Tatia Prieto)



CHILDREN'S TRUST
OF ALACHUA COUNTY

Community Listening Project Report March 2023




Table of Contents

Executive Summary	1
Who We Heard.....	2
Project Limitations.....	4
Conclusions.....	5
Other Conclusions.....	6
Recommendations.....	7
Implementation Notes.....	7
1 Introduction	1-1
Alachua County Overview.....	1-1
Trust Mission, Vision, and Guiding Principles.....	1-4
Project Approach.....	1-6
Report Organization.....	1-8
Acknowledgements.....	1-8
2 Methods and Demographics	2-1
Listening Activity – Surveys.....	2-3
Listening Activity – Focus Groups.....	2-7
Listening Activity – Community Meetings.....	2-8
Listening Activity – Interviews.....	2-11
Listening Activity – Data Party.....	2-12
3 Results	3-1
Stakeholder Group – Community.....	3-2
Stakeholder Group – Parents/Caregivers.....	3-5
Stakeholder Group – Youth/Teens.....	3-19
Stakeholder Group – Providers/Partners.....	3-28
Stakeholder Group – Trust Staff.....	3-39
Stakeholder Group – Data Party Participants.....	3-44
4 What We Heard	4-1
Strengths.....	4-1
Opportunities.....	4-2
Perceptions.....	4-4
5 Conclusions	5-1
Recommendations – Priority Issues.....	5-5
Recommendations – Strategic Planning.....	5-8
Implementation Notes.....	5-11

Appendix A: Demographics

Appendix B: Key Informant, Provider, and Provider Organizations

Appendix C: Instruments



Appendix D: Interviews and Focus Groups
Appendix E: Parent/Caregiver Results
Appendix F: Provider Results
Appendix G: Partner Results
Appendix H: Focus Group Notes

Executive Summary

Summary

This chapter provides a compilation of Prismatic’s work through the Listening Project to achieve the following project goals:

- ◆ *Ensure that the Trust’s various stakeholders have meaningful input into the Trust’s strategic planning.*
- ◆ *Reveal findings that will allow the Trust to develop priorities and strategies to address the identified needs and gaps while utilizing and mobilizing existing community strengths and resources.*
- ◆ *Maximize the impact of Trust resources in addressing the needs of Alachua County children.*

As with all projects the consulting team undertakes, a number of areas were reviewed extensively. Including only the highest priorities for improvement, as determined by the feedback provided by project participants, results in a report of manageable length, and a



scope that helps Trust leaders focus on what was most heard. Thus, while all areas within this extensive project were reviewed, specific recommendations were not made in all areas. In addition, this summary provides a compilation of Prismatic’s conclusions and recommendations for the efforts of the Trust to support all children in Alachua County and where to invest the Children’s Trust resources to achieve collective community impact.

Who We Heard

Alachua County is home to a diverse population of approximately 279k people. As of 2021, the Census estimated that 70% of residents are White, 21% are African American, and 6% are Asian. Gainesville is the hub of Alachua County, housing 75% of county residents, and 61% of residents between 0-17 years old. There are also several towns and rural communities outside Gainesville.

During this project, Prismatic worked to provide in-person input opportunities throughout the county, as well as opportunities to participate virtually in focus groups, surveys, and interviews. Exhibit 1 displays the number of survey respondents and focus group participants of parents/caregivers, and youth/teens by zip code.

Exhibit 1
Survey Respondents and Focus Group Participants by Zip Code

Zip Code	# Parent/Caregiver Respondents	# Youth/Teen Respondents	% of Respondents by Zip Code
32615	112	10	11%
32607	86	31	11%
32608	68	18	8%
32601	58	27	8%
32605	66	9	7%
32609	57	16	7%
32641	50	17	6%
32669	54	9	6%
32618	42	11	5%
32606	29	18	4%
32694	40	2	4%
32667	30	9	4%
32643	28	6	3%
32653	23	11	3%
32640	14	19	3%
32602	8	15	2%
32612	13	8	2%
32614	12	1	1%
32604	9	3	1%
32603	9	2	1%
32627	7	1	1%
32631	6	1	1%

Zip Code	# Parent/Caregiver Respondents	# Youth/Teen Respondents	% of Respondents by Zip Code
32655	7	0	1%
32611	4	2	1%
32658	6	0	1%
32662	4	1	<1%
32610	3	1	<1%
32622	3	1	<1%
32654	3	1	<1%
32666	1	2	<1%
32633	3	0	<1%
Total	855	252	100%
<i>Not Reported</i>	72	44	9%

Prismatic was provided a list of key informants, providers, partners, and Trust staff members to contact to request interviews. The list was intended to cover partners, providers, and local persons of interest who could offer unique and special perspectives on the needs, challenges, and potential solutions for children and families in Alachua County. In total, 17 Key Informants, Partners, and Providers, and nine Trust staff members were interviewed. Exhibit 2 provides the focus areas for the key informant, partner, and provider interviewees.

Exhibit 2 Focus Areas of Interviewees

Focus Area	Key Informant	Partner	Provider
Ages 0-5 Supports	1		1
Childcare	2	2	
Child Advocacy	1		1
Community Foundation	1	1	
Education	3	2	
Faith-Based	1	1	
Family Resource Supports	4	2	1
Juvenile Justice	1	1	
Teen Services	2	2	1
Town Government	1		1
Total	17	11	5

Seeking to hear from those not reached via survey or focus group, Prismatic worked with Trust staff to develop a community meeting format. Each community meeting included multiple stations where participants could meet the new Trust CEO, provide input into Trust budgeting priorities, share positives about the community, and vocalize what is needed to improve the lives of children in Alachua County. Exhibit 3 provides the demographics of those who participated in Community Meetings.

Exhibit 3
Community Meeting Participant Demographics

Demographic	# of Participants
Length of Residence in County	
0-2 years	6
3-5 years	13
6-10 years	3
10-20 years	9
Over 20 years	11
Participant Type	
Parent with children 0-18	15
Youth in grades 6-12	18
Youth in grades K-5	6
Zip Code	
32601	5
32603	1
32605	3
32606	5
32607	5
32608	3
32609	7
32615	1
32641	7
32653	1
32669	4

Project Limitations

The Listening Project was designed to gather feedback and input from the stakeholders of Alachua County and was not intended to be an exhaustive research project. As such, there were some project limitations. Prismatic was only able to hear from stakeholders who were willing to participate in project activities. Also, Prismatic did not seek the explicit participation of children below 6th grade, either through surveys or focus groups; it is typically difficult to gather accurate feedback from that age group. Instead, parents/caregivers and providers/partners were asked to voice feedback on their behalf. Finally, although surveys and focus group guides encouraged participants to provide feedback and input across a wide spectrum of areas of interest to the Trust, not every participant was equally interested in all areas. Prismatic recognizes that some Trust areas were obviously of strong concern to some stakeholders and has worked to include those concerns in this work, even though they were concerns raised by only a small percentage of the Listening Project participant population.

Conclusions

Alachua County, as a community, demonstrates a willingness to come together to make sure children have equal opportunities in life. There are many organizations designed to support education, health, overall well-being, and opportunities for children. The community supports in place have made positive impacts on children for many years.

The Trust has a staff with backgrounds in the “right areas” to help provide guidance to providers and help organizations become sustainable. The providers in the county have a strong desire to collaborate and align efforts to meet the needs of children. Many have adapted their services over the years as needs have changed. Their adaptability and advocacy for children is what made the Trust possible.

What the county lacked at the time of this study could largely be provided if the community, partners, providers, and the Trust collaborate to identify needs, align services, and address service gaps together. Services and resources needed, as identified by Listening Project participants are cited in Exhibit 4.

Exhibit 4 Services and Resources Needed

<p>Afterschool & Summer</p>	<ul style="list-style-type: none"> • Additional opportunities • Homework help • Recreation • Free or scholarships • More programs • Summer camps 	<p>Children & Youth Support</p>	<ul style="list-style-type: none"> • Mentor program • Program for teen parents • Employment opportunities • Support groups • Counseling & Behavioral support
<p>Education</p>	<ul style="list-style-type: none"> • County-wide literacy plan • Vocational training • Tutoring • Scholarships • Apprenticeships • Career Exploration • Career Center • Affordable/accessible PreK 	<p>Schools - General</p>	<ul style="list-style-type: none"> • Community elementary schools • Revised disciplinary approach • Safety patrol • Mental health counselors • All treated with respect • More clubs • Students select classes • Relevant coursework • Improve school meals
<p>Schools - Transportation</p>	<ul style="list-style-type: none"> • Separate elementary and high school students • Address bullying 	<p>Schools - Facilities</p>	<ul style="list-style-type: none"> • Clean/Upgraded bathrooms • Fix air conditioning • Better desks • Facility upgrades so all

	<ul style="list-style-type: none"> • Safer bus stops • Provide late buses 		<ul style="list-style-type: none"> • schools have same quality • More playgrounds
Recreation & Activities	<ul style="list-style-type: none"> • More public sports facilities • Greater variety of sports options • Free/subsidized sports • Larger recreational facility, open daily • Field trips • Playgrounds, Trails, Parks, Pool, Arts, Crafts, Cooking, Dance 	Health	<ul style="list-style-type: none"> • Hospital/healthcare accessible in rural areas • Dental screenings • Health insurance • 24-hour EMS • Address childhood obesity • More programs Prenatal-5 • Behavioral support training • Mental health counseling
Safety	<ul style="list-style-type: none"> • Add police substation • More police patrols in communities • Violence prevention • Gun safety/awareness • More lights • Safer roads, better road maintenance 	Public Transportation	<ul style="list-style-type: none"> • Increase services • Keep it free for children • Expand to rural areas • Larger buses • Add sidewalks • Safer and closer bus stops • Shelter and bench at bus stops
Resources	<ul style="list-style-type: none"> • Database of services • Larger library • Technology access • Communications about resources 	Parent Support	<ul style="list-style-type: none"> • Parenting classes • Family life center • Family counseling

As the Trust moves forward in supporting the children of Alachua County, it should focus on the development and embedding of processes that will outlive the tenure of current staff, steering committee members, and board members and become part of the fabric of the organization and county.

Other Conclusions

Prismatic found additional areas worth noting for Alachua County and/or the Trust:

- ◆ Many parents/caregivers and youth indicated that Alachua County is a good place to raise children, a good place to grow up, and that the best thing about their neighborhood is their friendly neighbors and a sense of community.

- ◆ The Trust has a considerable amount of like-minded partnerships available in the county. The Trust is not the only sincere, committed organization with goals related to improving the lives of youth and families in the county.
- ◆ Parents/caregivers are able to select a school for their children from a variety of public and private/charter school options.
- ◆ Alachua County is home to both Santa Fe College and the University of Florida. Both educational entities offer key resources, services, and potential to residents.
- ◆ With nearly 51k children/youth in the county, the Trust’s estimated \$8 million in annual funding to allocate among programs and services amounts to just \$157 per child. Poorly allocated, this limited amount of funding would have minimal impact in achieving the first part of the Trust vision to “facilitate equitable access and opportunities for all children and families” in the county.

Recommendations

Prismatic made 11 recommendations. These recommendations are centered around the areas identified as most in need of Trust support. As the Trust finalizes its new strategic plan, Prismatic recommends that it consider implementing these recommendations. Further details on these recommendations are provided in Chapter 5.

#	Recommendation
Priority Issues	
1	Adopt explicit dollar spend goals for each age group rather than for each goal.
2	Address the transportation divide.
3	Incubate new programs.
4	Support community centers and sports.
5	Become the marketplace for interns and community supporters/organizers.
6	Become the county fulcrum for information.
Strategic Planning	
7	Listen continually.
8	Communicate regularly.
9	Leverage community.
10	Revise Trust principles, then set measurable annual goals.
11	Adopt better metrics of output and impact.

Implementation Notes

As the Trust voluntarily sought to engage in this Listening Project, it is under no obligation to implement any of the Prismatic recommendations. Moreover, in examining the data presented, the analyses provided, and the conclusions drawn, Trust leadership may find different or better methods for addressing the challenges that Prismatic found. What matters most is addressing the root causes of the challenges and deficits found through this project.

As to how quickly the Trust should implement recommendations, Prismatic does not advocate for a hasty approach. It should be understood that not all of the recommendations should be started at one time, nor all at once. It will be up to the Trust to determine the pacing of implementation for recommendations. Prismatic recommends establishing a timeline of 3-5 years for full implementation. This timeline should also be paced with the Trust's current strategic planning effort.

Chapter 1

Introduction

In August 2022, the Children’s Trust of Alachua County contracted with Prismatic Services to complete a community listening project focused on identifying and characterizing ways to support all children in Alachua County and determining how the Children’s Trust resources could be invested wisely to achieve collective community impact. To this end, the purpose for the Trust Listening Project was to:

- ◆ *Identify and focus the Trust’s efforts on priority issues impacting all children birth to 18 in Alachua County.*
- ◆ *Make recommendations for an overarching framework and key strategies to address priority issues.*
- ◆ *Make recommendations for a strategic plan for the use of Trust funds.*
- ◆ *Develop materials and processes that can be used as part of ongoing efforts by the Trust to gather stakeholder input to inform short- and long-term Trust strategies and investments.*

As detailed in the Invitation to Negotiate, the goals of the Trust Listening Project were to:

- ◆ *Ensure that the Trust’s various stakeholders have meaningful input into the Trust’s strategic planning.*
- ◆ *Reveal findings that will allow the Trust to develop priorities and strategies to address the identified needs and gaps while utilizing and mobilizing existing community strengths and resources.*
- ◆ *Maximize the impact of Trust resources in addressing the needs of Alachua County children.*

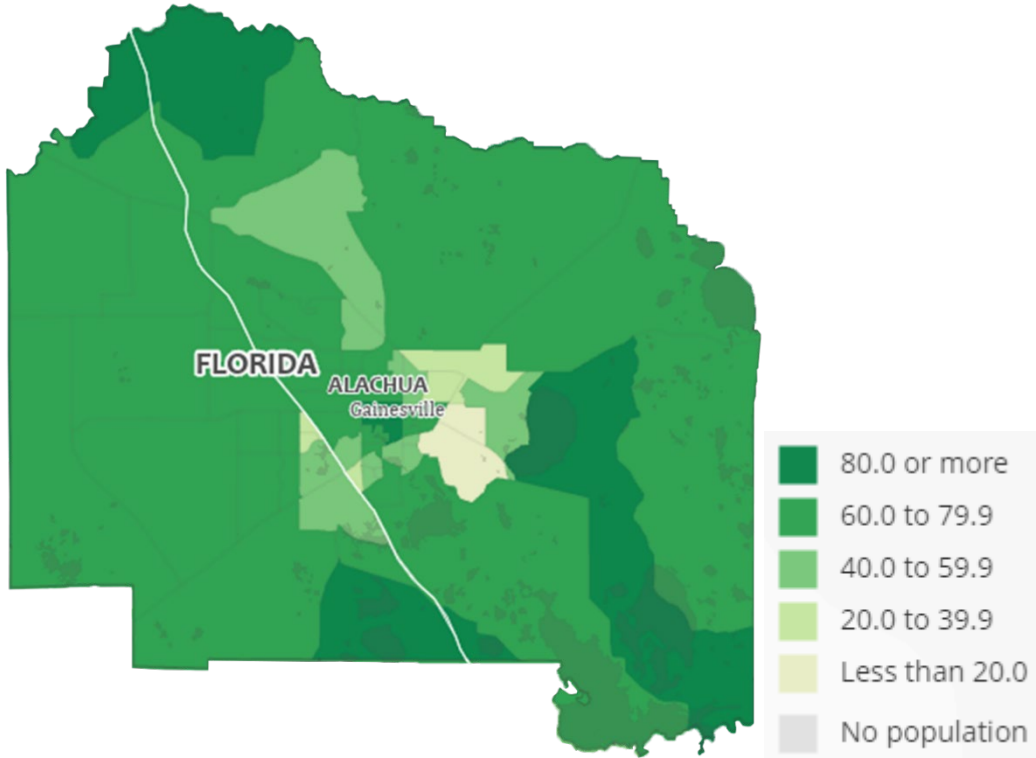
This report is provided in fulfillment of Prismatic’s contract. It is important to note that Trust voluntarily undertook this work, wanting an independent listening project to identify and characterize ways to support all children in Alachua County and to determine how Trust resources can be invested wisely to achieve collective community impact.

Alachua County Overview

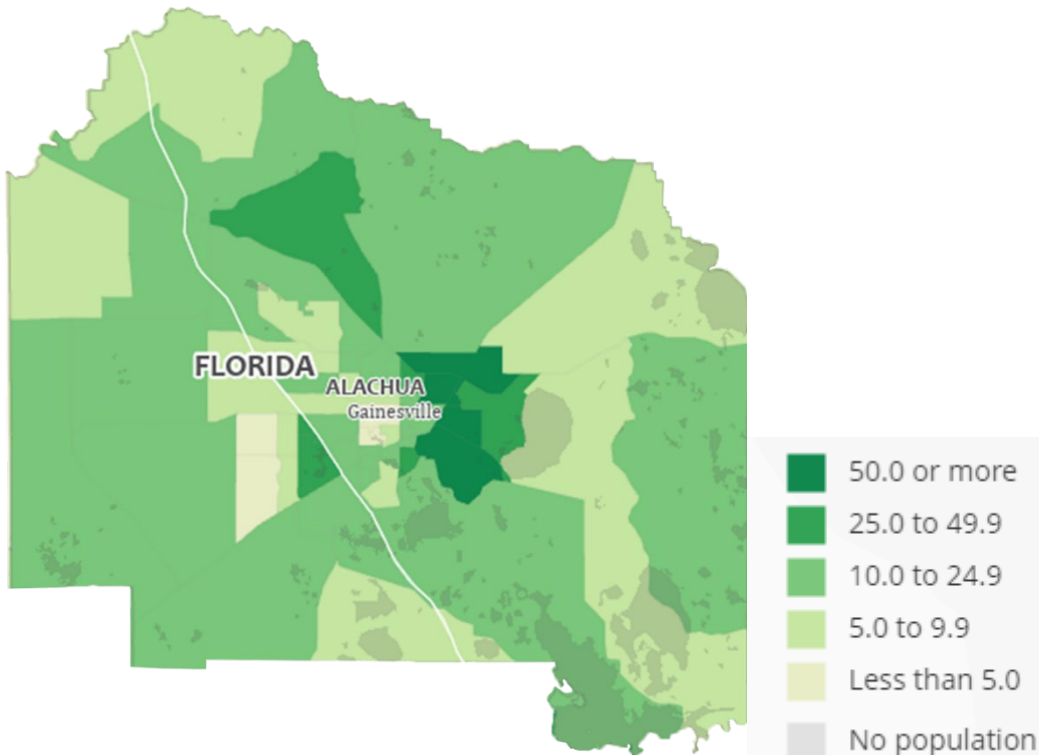
Alachua County is home to a diverse population of approximately 279,000. As of 2021, the Census estimated that 70% of residents are White, 21% are African American, and 6% are Asian (Exhibit 1-1). Of the total, 11% are Hispanic/Latino.

Exhibit 1-1 Demographics of Alachua County, 2021

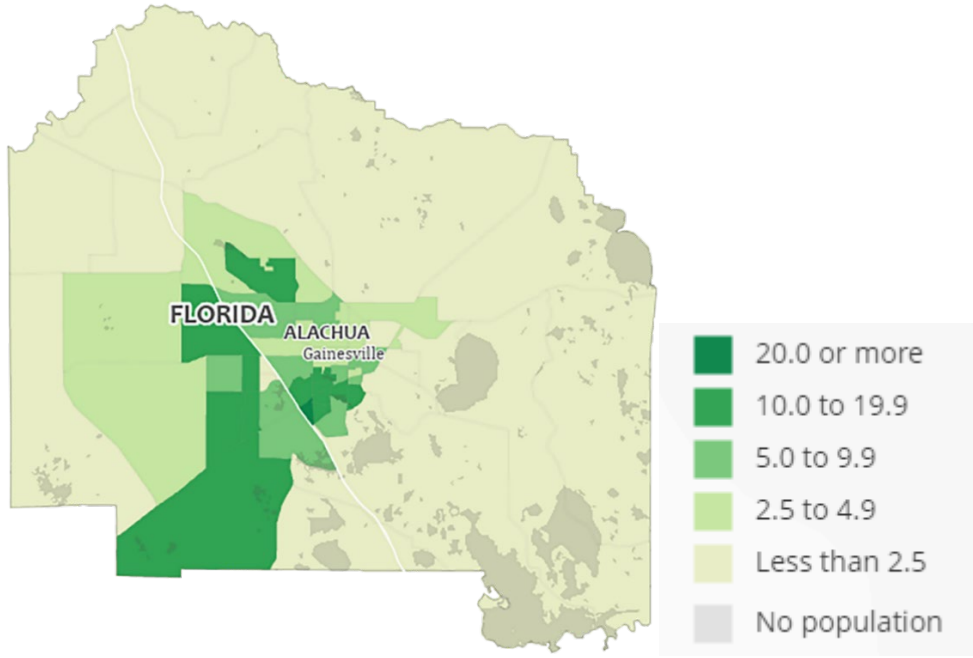
Percent White



Percent Black/African American



Percent Asian



Source: 2020 Census Demographic Data Map Viewer, 2023.



Gainesville is the hub of Alachua County, housing 75% of county residents. There are also several towns and rural communities outside Gainesville. During this project, Prismatic worked to provide in-person input opportunities throughout the county, as well as opportunities to participate virtually in focus groups, surveys, and interviews (Exhibit 1-2).

Exhibit 1-2
Alachua County Population by City

City	% of Population	# of Project Events
Gainesville	74.7%	11
Micanopy	1.5%	2
Alachua	6.0%	1
Archer	2.5%	1
Hawthorne	3.8%	1
High Springs	4.8%	1
Newberry	5.4%	1
Waldo	0.8%	1
Earleton	0.2%	0
Evinston	0.1%	0
Island grove	0.0%	0
La crosse	0.2%	0
Lochloosa	0.0%	0

Source: <https://statisticalatlas.com/county/Florida/Alachua-County/Race-and-Ethnicity> and Prismatic, 2023

Trust Mission, Vision, and Guiding Principles

Created via voter referendum in 2018, the Trust is a Special Independent District with taxing authority. The Trust is approved to levy up to 0.46 mil (was reduced from 0.5 mil in September of 2022), resulting in annual revenues of approximately \$8 million.

The mission of the Trust is to fund and support a coordinated system of community services that allows all Alachua County youth and their families to thrive. The vision of the Trust is to facilitate equitable access and opportunities for all children and families in Alachua County to ensure every child reaches their maximum potential, with four strategic priorities:

- ◆ *All children are born healthy and remain healthy.*
- ◆ *All children can learn what they need to be successful.*
- ◆ *All children have nurturing, supportive caregivers, and relationships.*
- ◆ *All children live in a safe community.*

The Trust has adopted 10 guiding principles which are utilized within organizations as a method to align behaviors, guide decision-making, and provide consistency with the Trust’s Board values (Exhibit 1-3).

Exhibit 1-3
Guiding Principles of the Trust

1. *Initiatives should ensure accessibility to universal supports for all children 0 to 18 and their families, targeted supports for those who need additional help, and place-based supports for those with the greatest need.*
2. *Innovative initiatives should be funded that coordinate comprehensive systems of support and deliver those supports in collaborative ways that allows the Trust to achieve collective impact.*
3. *Initiatives shall be evaluated based on their ability to ultimately impact all children, directly or indirectly, with a priority for long-term continual return on investment.*
4. *Initiatives must be measurable with priority given to a comprehensive system of supports that provide for prevention, timely intervention, and services that strengthen families and produce achievable results.*
5. *Initiatives must be aligned to a documented gap or need.*
6. *Funds will be invested, and initiatives will be prioritized based on the highest educational, social, or emotional outcome value.*
7. *Initiatives will be evaluated in an open, transparent, and competitive manner in order to ensure equitable results and confidence in the process.*
8. *The Trust values fiscal and operational accountability and will fund partners in a manner that rewards efficiencies, takes advantage of economies of scale, and maximizes services to children or family members/support members in order to meet the educational, social, emotional, and/or physical health.*
9. *The complete portfolio of Trust investments shall be reviewed to ensure that Alachua County children and families have equitable access to services that will work to increase racial equity.*
10. *Prior to any funding decision, the direct impact on children must be the primary consideration.*

Project Approach

Prismatic followed a 7-task work plan based on requirements in the Trust’s Invitation to Negotiate:

1. Project Initiation
2. Surveys and Interviews
3. Focus Groups and Community Meetings
4. Data Party
5. Develop Draft Report
6. Develop Final Report and Present
7. Submit Work Papers

Throughout the project, Prismatic coordinated with staff of the Trust, steering committee members, and Board on a regular basis. Weekly updates and monthly check-in meetings occurred throughout the project to discuss activities completed, review challenges or changes in project progress, review activities scheduled, and review upcoming project products and deadlines.

Listening activities occurred from August 2022 through January 2023. Data analysis, the data party, and presentation of results occurred January through May 2023 (Exhibit 1-4).

Exhibit 1-4
Listening Project Timeline



Listening Project activities and methods varied by stakeholder group and were aligned to the role of the stakeholder (Exhibit 1-5). All major Alachua County demographic, community, and organization stakeholder groups had participants who contributed feedback during the listening project.

Exhibit 1-5
Listening Project Data Collection Methods

Stakeholder Group	Survey	Focus Group	Community Meeting	Targeted Interview
Trust Staff				✓
Trust Partners	✓	✓	✓	✓
Provider Agencies	✓	✓	✓	✓
Key Informants	✓	✓	✓	✓
Parents/Caregivers	✓	✓	✓	
Youth	✓	✓	✓	

As part of this project Prismatic:

- ◆ interviewed 26 Key Informants, Partners, Providers, and Trust staff
- ◆ surveyed Parents/Guardians and Youth/Teens (in both English and Spanish), as well as Key Informants, Partners, and Providers. Survey instruments are provided in **Appendix C**. Results of these surveys are provided in **Appendices D-G**. A total of 1,240 provided input via surveys.
- ◆ conducted 23 focus groups for Parents/Guardians, Youth/Teens, and Key Informants, Partners, and Providers. Overview results of these focus groups are provided in **Appendix H**. A total of 212 provided input via focus groups.
- ◆ conducted three Community Meetings with support from Trust staff. A total of 24 youth and 15 parents/caregivers provided input via Community Meetings. Key informants, partners, and providers also provided input during Community Meetings.
- ◆ conducted a Data Party with the Trust Steering Committee. Committee members have been charged by the Trust to develop a strategic plan using the Listening Project results.

Throughout the project, pivots were made to recruitment efforts to ensure feedback was received from participants from all areas of Alachua County. Pivots from the original workplan included:

- ◆ adopting shorter versions of the Parent/Caregiver and Youth surveys so they could be printed on a single page (front and back) and distributed at events for immediate response

- ◆ attending various community events to request survey responses by both Prismatic and Trust staff
- ◆ conducting additional parent/caregiver focus groups to ensure sufficient input. As a result, additional optional youth and provider/partner focus groups were eliminated
- ◆ conducting an additional Community Meeting to seek additional input

Report Organization

The remainder of this report is organized as follows:

- ◆ Chapter 2 – Methods and Demographics
- ◆ Chapter 3 – Results
- ◆ Chapter 4 – What We Heard
- ◆ Chapter 5 – Conclusions and Recommendations
- ◆ Appendices

Acknowledgements

A successful Listening Project requires the willingness of many people to share their thoughts, as well as many people to help provide the forums in which stakeholders can share those thoughts. Prismatic acknowledges and appreciates the assistance of the following individuals in the development and completion of this project:

The Children’s Trust of Alachua County

- ◆ Marsha Kiner, Executive Director & Secretary to the Board
- ◆ Trust Board Members
- ◆ Bonnie Wagner, Research, Planning, and Evaluation Coordinator
- ◆ Kristy Goldwire, Director of Program Operations
- ◆ Deon Carruthers, Contract Manager
- ◆ Elizabeth Cayson, Community Engagement Coordinator
- ◆ Dr. Daniel Douglas, Communications Manager
- ◆ Belita James, Contract Manager
- ◆ Mia Jones, Early Childhood Coordinator
- ◆ Ashley Morgan-Daniel, Executive Assistant & Clerk of the Trust
- ◆ Nicole Odom, Fiscal Assistant

- ◆ Diana Sanchez, Director of Finance
- ◆ Demetrica Tyson, Program Specialist

Alachua County Public Schools

- ◆ Dr. Anntwanique Edwards, Chief of Equity, Inclusion, and Community Engagement, Alachua County Public Schools
- ◆ Dr. Dakeyan Graham, Director of Educational Equity and Outreach
- ◆ Stacey Hill, HIPPY Coordinator, Alachua County Public Schools
- ◆ Libby Harwell, Principal, Archer Elementary School
- ◆ Daniel Ferguson, Principal, Gainesville High School
- ◆ Jackie Johnson, Director, Communications and Community Initiatives
- ◆ Veita Jackson-Carter, Director Students to Successful Citizens & System of Care
- ◆ Ginger Stanford, Principal, Hawthorne Middle High School
- ◆ Dr. Timothy Wright, Principal, Santa Fe High School

Faith-Based Community

- ◆ Elder Adam Joy, Senior Pastor, Deeper Purpose Community Church
- ◆ Reverend Juan Flecha, Pastor, Iglesia Casa De Dios
- ◆ Reverend Ron Rawls, Pastor, Greater Bethel AME Church
- ◆ Reverend Pearlie Shelton, Pastor, Upper Room Ministries
- ◆ Bishop Chris Stokes, Pastor, New Beginning Christian Worship Center; Executive Director, Willie Mae Stokes Community Center
- ◆ Dr. Shirley Watts, Pastor, The Praise Center; Owner, Heavenly Kids Academy
- ◆ Madres Sin Fronteras
- ◆ Westminster Presbyterian Church

Gainesville Housing Authority

- ◆ Malcolm Kiner, Chief Operating Officer, Gainesville Housing Authority
- ◆ Sheila Bryant, Grant Administrative Assistant, Gainesville Housing Authority

- ◆ Freddie Jones, Resident Services Specialist, Gainesville Housing Authority

Agencies, Government, and Organizations

- ◆ Christi Arrington, Executive Director, Girls Place
- ◆ Marlin Day, Secretary, Newberry Area Chamber of Commerce
- ◆ Sharon Decker, Executive Director, High Springs Chamber of Commerce
- ◆ Tony Delise, Executive Director, Center for Independent Living
- ◆ Pebbles Edelman, Senior Vice President, Partnership for Strong Families
- ◆ Ginger Griffeth, President & CEO, Partnership for Strong Families
- ◆ Candice King, Former Executive Director, ACORN Clinic
- ◆ Sherry Kitchens, President & CEO, Child Advocacy Center
- ◆ Jonathan Leslie, Executive Director, Project Youth Build
- ◆ Robin Lewy, Director of Programming, Rural Women’s Health Project
- ◆ Jordan Marlow, Mayor, Town of Newberry
- ◆ Chanda Mayes, Founder, SOAR Mentoring Services
- ◆ Stacy Merritt, Program Director, Partnership for Strong Families
- ◆ Julie Moderie, Director, Healthy Start
- ◆ Dr. Sunshine Moss, Director, The Homeschool Resource Center
- ◆ Barzella Papa, President & CEO, Community Foundation of North Central Florida
- ◆ Patty Polk, Deputy Town Clerk, Micanopy Town Hall
- ◆ Dr. Michelle Rutledge, Archer Resident, Saint Peter Saint Paul Community Council
- ◆ Russell Scoates, Owner, Small World Daycare & Learning Center
- ◆ Dorothy Thomas, Chair & Founding Member, The CHILD Center for Early Learning
- ◆ Cathy Winfrey, Program Manager, Healthy Families
- ◆ Kim Worley, City Manager, City of Waldo

Prismatic also thanks the many youth, parents/caregivers, providers, partners, and key informants who gave their thoughts and opinions. Without you, this Listening Project would have only been silence.

Chapter 2

Methods and Demographics

This chapter reviews the methods of the Listening Project to solicit input from a broad cross-section of the county, in this order:

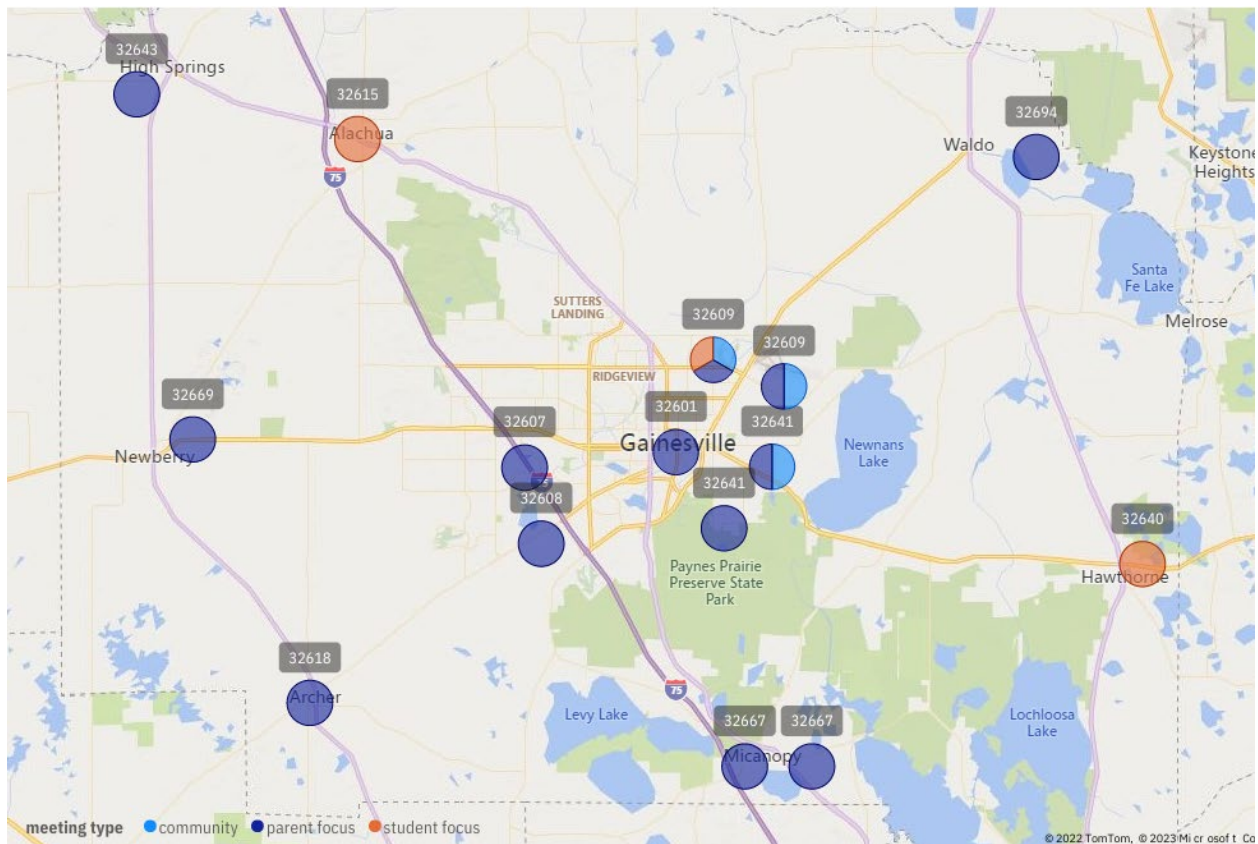
- ◆ Surveys
- ◆ Focus Groups
- ◆ Community Meetings
- ◆ Interviews
- ◆ Data Party

Survey instruments, focus group guides, and interview guides were developed in conjunction with staff from the Children’s Trust; these are provided in **Appendix C**.



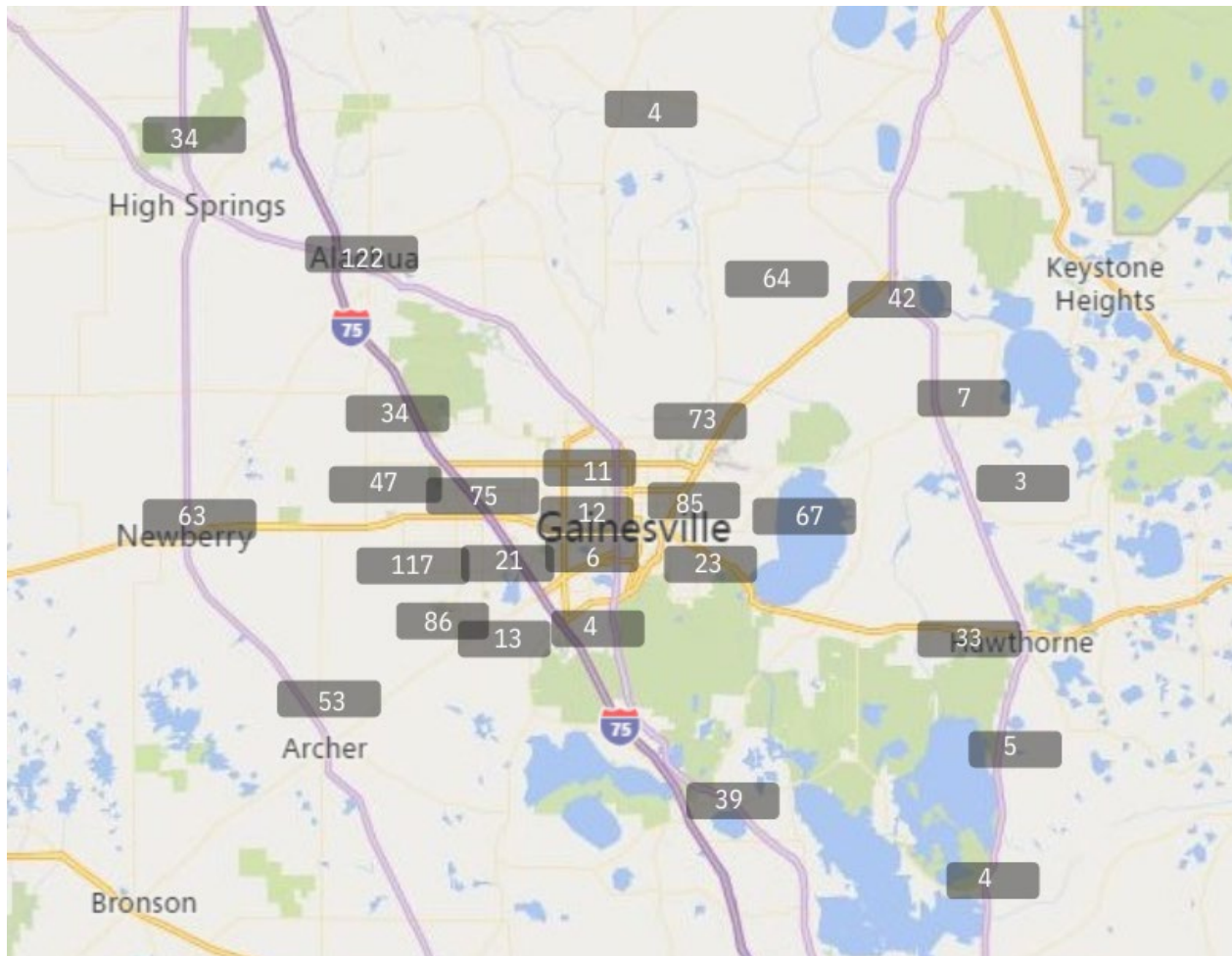
To ensure the widest possible listening work, Prismatic conducted listening activities across Alachua County. Exhibit 2-1 shows the zip codes where community meetings and in-person focus groups were held.

**Exhibit 2-1
Locations of Listening Activities**



Across the surveys, focus groups, and community meetings, a total of 1,491 individuals provided input. As shown in Exhibit 2-2, this input came from across all zips in the county.

Exhibit 2-2
Number of Survey, Focus Group, and Community Meeting Participants by Zip Code



Listening Activity – Surveys

Survey work began with those most involved in the specific work of the Trust – partners and providers, then extended to parents/caregivers and youth in grades 6-12. Survey respondent data were analyzed throughout the surveying process and recruitment efforts were adjusted to ensure voices from all areas of Alachua County were captured. Flyers, social media, Trust website, emails, newspaper and radio advertisements, in-person outreach, and community partners were used to market the Listening Project and recruit participants. Schools, childcare centers, community and government agencies, local providers, community organizations, and partners of Trust were asked to assist with recruiting parents to complete surveys.

Survey response monitoring included the objectives shown in Exhibit 2-3. Survey respondents were allowed to count for multiple categories, which helped minimize the overall number of

survey responses needed while also obtaining sufficient responses for meaningful analysis by geographic area and key demographic characteristics.

Exhibit 2-3 Survey Response Objectives

Survey Objective	Achieved?
Youth	
◆ 50+ responses each for the middle and high school age groups	✓
◆ 30+ responses each from African Americans and Hispanics/Latinos	✓ for African Americans
◆ 30+ responses from low-income students	✓
◆ 20+ responses from each of the smaller geographic areas	✓ for 1 area
Parent/Caregiver	
◆ 50+ responses each for the Birth-5, Elementary, and Middle/High child age groups	✓
◆ 50+ responses from those currently accessing the Trust programs and 50+ from those not currently accessing them	✓
◆ 50+ responses from low-income families	✓
◆ 30+ responses from each of the smaller geographic areas	✓ for several areas
Key Informants/Providers/Partners	
◆ Responses from 85%+ of partners and provider agencies (list provided by the Trust)	✓
◆ Responses from 75%+ of key informants (list provided by the Trust)	✓

Project Pivots

As the project progressed, the number of surveys collected through initial marketing efforts did not yield adequate results. Prismatic and Trust staff attended five events hosted by community organizations to reach additional parents/caregivers to increase survey responses. The initial survey length required 20 to 30 minutes to complete. A shortened survey was developed and printed to be available at community events. The shortened survey could be completed in 5 to 10 minutes which allowed parents to complete the survey at an event.

Demographics

A total of 283 youth provided survey responses. The respondents were diverse:

- ◆ Geographically: 27% outside of Gainesville, 65% in Gainesville
- ◆ By Age: 33% in grades 6-8, 56% in grades 9-12
- ◆ Racial/Ethnically: 50% African American, 28% White, and 7% Hispanic/Latino

- ◆ Economically: 4% indicated their family is homeless and 11% indicated their family lives in substandard housing

A total of 848 parents/caregivers provided survey responses. The respondents were diverse:

- ◆ Geographically: 46% outside of Gainesville, 46% in Gainesville
- ◆ By Length of Residence in the County:

Length of Residence	%
Less than 1 month	4%
More than 1 month but less than 1 year	7%
1-5 years	19%
6-10 years	18%
11-15 years	9%
16+ years	39%
Did not respond	8%

- ◆ By Household Size: 38% with 2-3 members in the household, 33% with 4, 28% with 5+
- ◆ By Family Composition:

Age of Children in the Household	%
I or my partner is currently pregnant	3%
0-5 years old	35%
6-10 years old	42%
11-18 years old	36%
Older than 18 years old	7%
We don't have any children living in our household currently.	8%
No Response	5%

- ◆ Economically:

Family Annual Income	%
Less than or equal to \$25,000	24%
\$25,001 - \$50,000	28%
\$50,001 - \$75,000	18%
\$75,001 - \$100,000	12%
More than \$100,000	10%
Prefer not to say/don't know	9%

Providers and partners were offered four different ways to participate in the Listening Project:

- ◆ complete an online, confidential survey
- ◆ complete an interview with Prismatic staff
- ◆ attend a community meeting

- ◆ participate in a focus group (only offered to a small subgroup)

It was left up to the provider/partner to decide in which way(s) they would prefer to participate.

A total of 75 responses were received from provider organizations. In some cases, a single organization submitted several individual responses. In other cases, Prismatic was informed that the provider organization staff was meeting as a group to provide one joint survey submission. Key demographics of the provider survey respondents were:

- ◆ Responding provider organizations served portions of the community of interest to the Trust:

Portion of the Community Served	%
Adults in families with children	34%
Pregnant persons or new parents	15%
Children birth to 5 years of age	37%
Children in elementary school	62%
Children in middle or high school	79%
Professionals who provide services for children	19%

- ◆ Responding provider organizations served all areas of the county:

Geographic Focus	%
Alachua	37%
Archer	20%
Brooker	0%
Earleton	0%
Evinston	0%
Gainesville	47%
Hawthorne	16%
High Springs	16%
Island Grove	0%
La Crosse	6%
Lochloosa	0%
Micanopy	16%
Melrose	6%
Newberry	16%
Waldo	14%
All of Alachua County	41%

A total of 34 responses were received from organizations considered to be Trust partners. In some cases, a single organization submitted several individual responses. In other cases, Prismatic was informed that the partner organization staff was meeting as a group to provide one joint survey submission. Key demographics of the partner survey respondents were:

- ◆ Responding partner organizations served portions of the community of interest to the Trust:

Portion of the Community Served	%
Adults in families with children	46%
Pregnant persons or new parents	18%
Children birth to 5 years of age	56%
Children in elementary school	59%
Children in middle or high school	56%
Professionals who provide services for children	26%

- ◆ Responding partner organizations served all areas of the county:

Geographic Focus	%
Alachua	44%
Archer	8%
Brooker	0%
Earleton	0%
Evinston	4%
Gainesville	52%
Hawthorne	24%
High Springs	20%
Island Grove	4%
La Crosse	4%
Lochloosa	4%
Micanopy	12%
Melrose	0%
Newberry	20%
Waldo	8%
All of Alachua County	40%

Listening Activity – Focus Groups

In conducting focus groups, Prismatic used a semi-structured format to allow a free flow of ideas and an open atmosphere of conversation. This process revealed novel points of interest and provided a forum for stakeholders to voice their concerns and questions. The focus group guide was reviewed by Trust staff before deployment. Prismatic focus group followed a written guide in the conduct of the groups, took notes, and audio recorded each session. Prismatic then transcribed the recordings and engaged in classic qualitative analysis, including thematic coding, and contextual grounding.

Project Pivots

Prismatic monitored focus group participation to ensure sufficient participation and that participant demographics were similar to that of Alachua County. Oversampling by

race/ethnicity was intentional. After parent/caregiver focus group participation at some locations was low, additional focus groups were added to the project outside of Gainesville (Waldo, High Springs, Micanopy, Newberry, and Archer). In order to remove the barrier of transportation for some parents/caregivers, five virtual group sessions were also held.

Prismatic held one provider/partner focus group and selected specific organizations to include in the focus group who had not already participated in interviews. In an effort to ensure a broad range of provider/partner input, organizations were selected for a focus group invitation after assessing the breadth of responses to the provider/partner surveys and interviews.

Demographics

Prismatic conducted 19 focus groups with parents/caregivers, three with youth/teens, and one with providers/partners. Diversity in race/ethnicity and gender was among focus group participants (Exhibit 2-4).

Exhibit 2-4
Focus Group Demographics

Group	# Participants	White	African American	Hispanic/Latino	Other	Male	Female
Youth	52	14	22	3	13	22	30
Parent/Caregiver ¹	151	22	72	46	11	56	94
Provider/Partner	9	5	3	1	0	1	8

Participants in the provider/partner focus group covered a variety of organizational foci:

- ◆ Afterschool/Summer Care
- ◆ Athletics Organization
- ◆ Child Advocacy
- ◆ Faith-Based
- ◆ Family Resource Supports
- ◆ Restorative Practice Support
- ◆ Supports for Women

Listening Activity – Community Meetings

Seeking to hear from those not reached via survey or focus group, Prismatic worked with Trust staff to develop a community meeting format. Each community meeting included multiple stations:

¹ One Parent/Caregiver focus group participant did not disclose a gender.

- ◆ **Meet the new CEO of the Trust** - As the community meetings coincided with the start of the employment of the new Trust CEO, this station provided the new CEO the opportunity to meet community residents, leaders, Trust partners, and Trust providers.
- ◆ **Video Response** – Participants were given a variety of prompts and asked to record a short response video. Prompts included:
 - ◆ What is the best thing about being a child in Alachua County?
 - ◆ What could be added to help a child in Alachua County be more successful?
 - ◆ What do the children of Alachua County need more of?
 - ◆ What is the #1 issue facing children in Alachua County?
- ◆ **Trust Budgeting Priorities** – Participants were provided with eight “bills” each representing \$1 million in Trust money and asked to divide their money across the four Trust priorities:
 - ◆ Children are born healthy and remain healthy.
 - ◆ Children learn what they need to be successful.
 - ◆ Children have nurturing & supportive caregivers & relationships.
 - ◆ Children live in a safe community.

As part of the activity, participants were encouraged to provide comments about the same topics on Post-It notes and share them on the wall (Exhibit 2-5).

Exhibit 2-5 Trust Budgeting Priorities Station



- ◆ **Survey Station** – Laptops and staff were available to assist participants in completing the online surveys. Paper versions of the surveys were also available.
- ◆ **Index Cards** – Adults and older youth were asked to record their responses to this question: “If you could improve just one thing in Alachua County to help all children/youth thrive, what would it be? Let’s assume we have a magic wand, so anything is possible.”
- ◆ **Youth Corner** – youth were given Post-Its or coloring materials and asked to respond to either question:
 - ◆ What is the best thing about the neighborhood where you live?
 - ◆ If you could add one thing that would make your neighborhood great, what would it be?

A total of 24 youth/teens and 15 parents/caregivers, as well as a number of providers and partners, participated in the three community meetings. Community meeting participants were diverse across the length of residence and zip code (Exhibit 2-6).

**Exhibit 2-6
Community Meeting Participant Demographics**

Demographic	# of Participants
Length of Residence in County	
0-2 years	6
3-5 years	13
6-10 years	3
10-20 years	9
Over 20 years	11
Participant Type	
Parent with children 0-18	15
Youth in grades 6-12	18
Youth in grades K-5	6
Zip Code	
32601	5
32603	1
32605	3
32606	5
32607	5
32608	3
32609	7
32615	1
32641	7
32653	1
32669	4

Listening Activity – Interviews

Prismatic was provided a list of key informants, providers, partners, and Trust staff members to contact to request interviews. The list was intended to cover partners, providers, and local persons of interest who could offer unique and special perspectives on the needs, challenges, and potential solutions for children and families in Alachua County. Interview topics related to:

- ◆ the needs of children in Alachua County
- ◆ Principles and Indicators of the Trust
- ◆ services provided by providers in Alachua County
- ◆ additional services needed

A semi-structured format was used for all interviews. Interviews were held virtually to accommodate the schedules of those interviewed. As dictated by the needs of the project, Prismatic engaged in classic interview analyses, including recording, transcription, thematic coding, and contextual grounding.

Prismatic attempted to contact all on the list multiple times to request interviews. In total, 17 Key Informants, Partners, and Providers, and nine Trust staff members agreed to interview. Exhibit 2-7 provides the focus areas for the key informant, partner, and provider interviewees.

Exhibit 2-7
Focus Areas of Interviewees

Focus Area	Key Informant	Partner	Provider
Ages 0-5 Supports	1		1
Childcare	2	2	
Child Advocacy	1		1
Community Foundation	1	1	
Education	3	2	
Faith-Based	1	1	
Family Resource Supports	4	2	1
Juvenile Justice	1	1	
Teen Services	2	2	1
Town Government	1		1
Total	17	11	5

Listening Activity – Data Party

As a final listening activity, Prismatic held a data party with steering committee members and staff. The intent of the data party was to provide an introduction to the data gathered in all the previous listening activities, foster a discussion regarding those data, and identify some initial themes from the data.

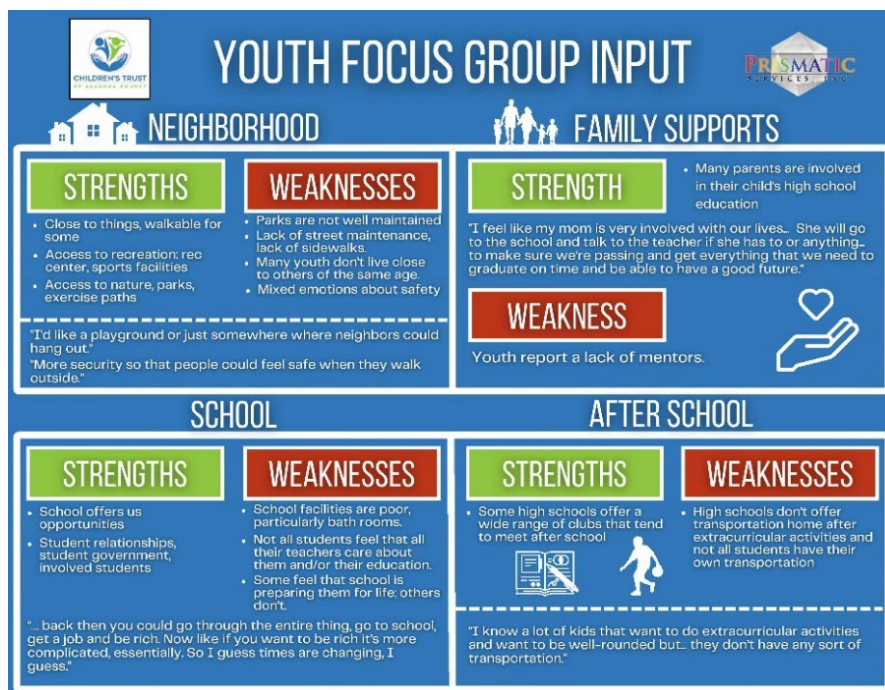
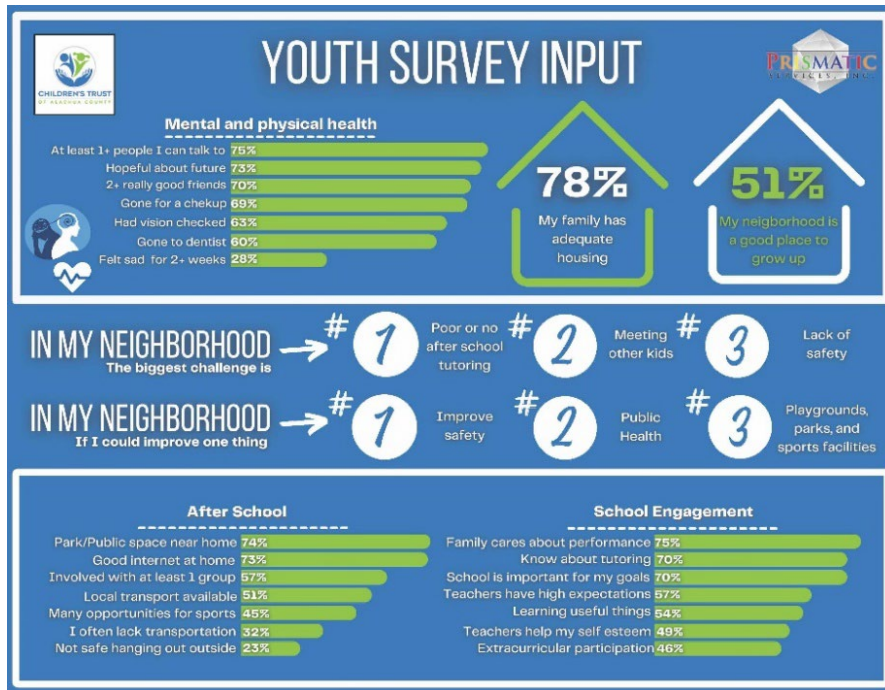
Each data party participant was provided with a variety of artifacts from previous activities, as well as a placemat for youth/teen, parent/caregiver, and provider/partner data (Exhibit 2-8). For each placemat, participants were asked to record their responses to these questions:

- ◆ What are the data telling you?
- ◆ What really stands out for you?
- ◆ Is it better or worse than you expected?
- ◆ How do the data align with your expectations?
- ◆ What surprises you about the data?
- ◆ What factors may explain the data results?
- ◆ What was missing in the data that you thought you would see?

- ◆ Based on the data, what actions does the Trust need to take?
- ◆ Based on the data, what new questions do you have?

Data party participants provided 48 pages of responses to these questions.

Exhibit 2-8
Sample Data Party Placemat



Chapter 3

Results

This chapter reviews the results of the Listening Project by stakeholder group, then the method used to solicit input, in this order:

- ◆ Community – Community Meetings
- ◆ Parents/Caregivers – Surveys, Focus Groups
- ◆ Youth/Teens – Surveys, Focus Groups
- ◆ Partners and Providers – Surveys, Focus Group
- ◆ Trust Staff – Interviews
- ◆ Data Party Participants

Survey results and focus group notes were compiled by Prismatic; these are provided in **Appendices D - H**.



Stakeholder Group – Community

Community Meetings

Community meetings were held in person at three locations, each on a different day of the week and at a different time. Of the six types of inputs solicited during the community meetings, the results of three are summarized here. Results from the other three types (Meet the CEO, Survey Station, and Video Response) were provided to the Trust in other formats.

Trust Budgeting Priorities

When participants were asked to divide the Trust budget across the four priorities, the results varied by event (Exhibit 3-1). “All children live in safe community” was the highest-dollar priority in two of the events.

Exhibit 3-1
Trust Budgeting Priorities Results, Percent of Total Dollars Allocated

Goal	Event 1 Fearnside	Event 2 Praize Center	Event 3 Greater Bethel AME
All children are born healthy and remain healthy.	19%	28%	25%
All children can learn what they need to be successful.	27%	28%	23%
All children have nurturing and supportive caregivers and relationships.	25%	15%	27%
All children live in a safe community.	29%	30%	26%

Participants could also provide written comments about each of the four priorities. There were no consistent themes among these comments. Examples of comments that resonated with input from survey and focus group sources included:

All children are born healthy and remain healthy.	<ul style="list-style-type: none"> ◆ <i>Wellness bus checkups</i> ◆ <i>Mental health checkups</i> ◆ <i>Better eating while pregnant</i>
All children can learn what they need to be successful.	<ul style="list-style-type: none"> ◆ <i>Library buses</i> ◆ <i>More afterschool programs</i> ◆ <i>Weekend pop-up tutoring programs</i> ◆ <i>Job programs for our youth</i> ◆ <i>Enhance afterschool reading and math</i> ◆ <i>Children need to learn about banking, finance, home education, and technology</i>
All children have nurturing and supportive caregivers and relationships.	<ul style="list-style-type: none"> ◆ <i>Parenting classes</i>

	<ul style="list-style-type: none"> ◆ <i>Making too much money to afford childcare/health assistance but still struggling financially</i>
<p>All children live in a safe community.</p>	<ul style="list-style-type: none"> ◆ <i>More people to help if they say something or hear something</i> ◆ <i>Keep children safe by providing more activities afterschool and on weekends</i> ◆ <i>Traffic when children are walking to school</i>

Index Cards – the Magic Wand


When participants were asked what one thing they would improve in Alachua County to help all children/youth thrive, they gave a variety of responses. Most were focused on youth education, youth opportunities, and systemic changes. Representative comments included:

- ◆ *Provide opportunities for students to express their dreams and start their own businesses such as in art, music, cooking, etc.*
- ◆ *More sports activities.*
- ◆ *Create an interconnected system of evidence-based practices to meet the education and wellbeing needs of children/families. Invest in systemic change.*
- ◆ *I would make school more fun so people/kids would want to go.*
- ◆ *Opportunities for youth and families in East Gainesville. Entertainment, enrichment, safe community, and community organizations.*
- ◆ *One thing that I would improve about Alachua County is to have more programs and more preparation for future jobs or specific things in one category of jobs.*
- ◆ *All children have a house with their own room in a safe community.*
- ◆ *More programs for the children so they are not tempted to hang around in the wrong environment in the neighborhood.*

Youth Corner

Youth noted that the best things about their neighborhoods were:

- ◆ *The playground*
- ◆ *The pool*
- ◆ *I have a big yard to play in*
- ◆ *I feel safe*



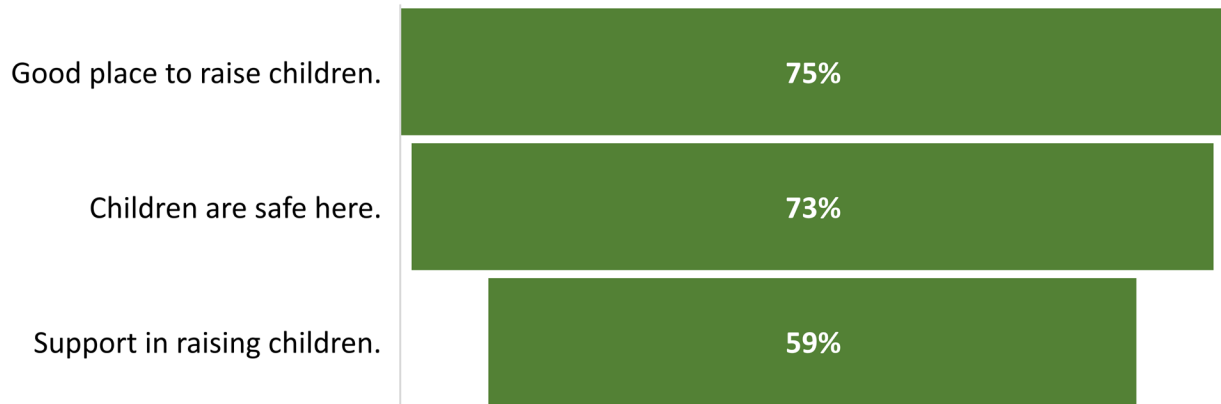
Youth wanted to add *friends, more kids their age, and more playgrounds* to make their neighborhood great.

Stakeholder Group – Parents/Caregivers

Surveys

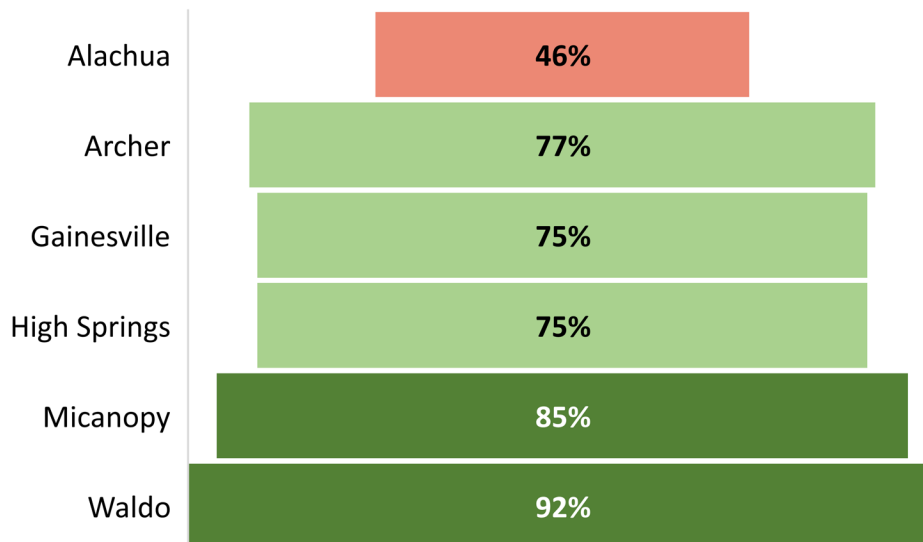
Neighborhood

Parents/caregivers who responded to the survey noted a number of positive aspects about their neighborhoods. Most feel they live in a good place to raise children and that their children are safe in the neighborhood. A majority feel they have neighborhood support in raising their children.

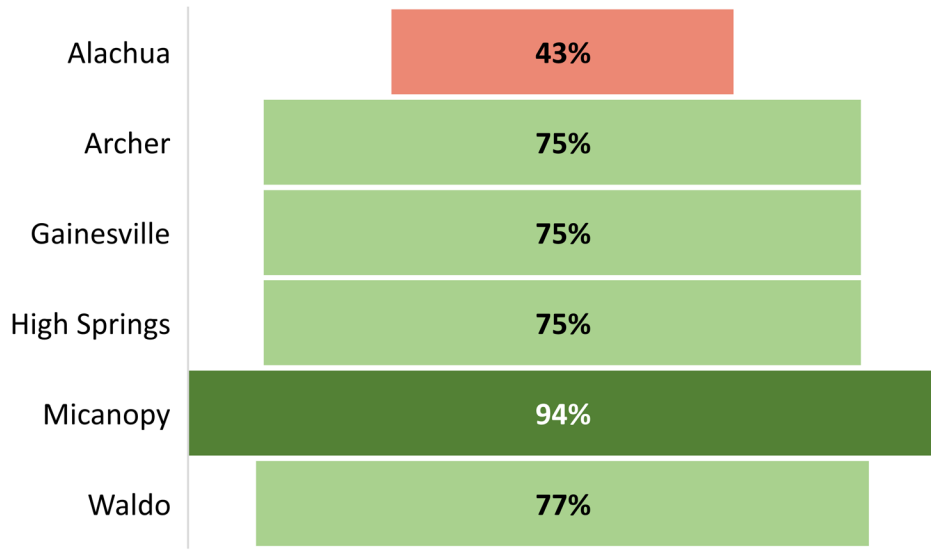


However, responses varied substantially by the city of residence.

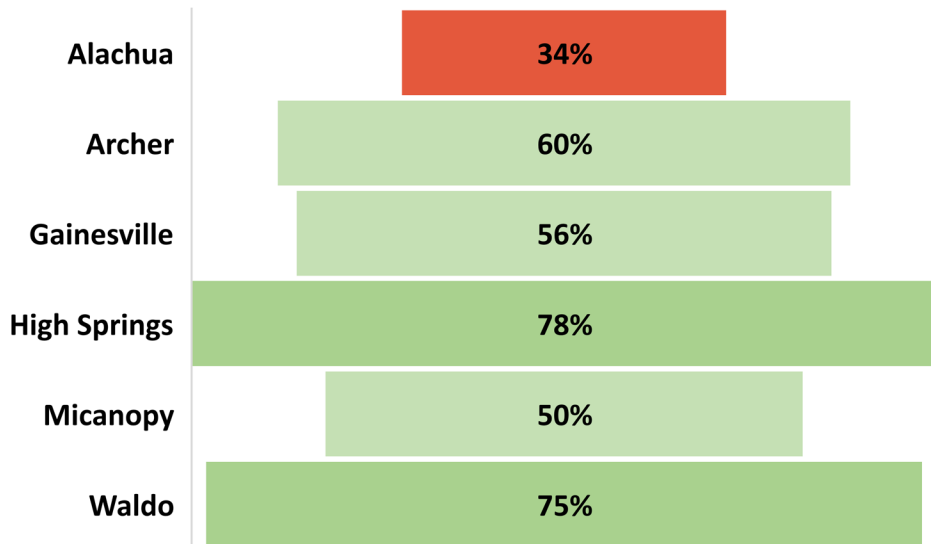
My neighborhood is a good place to raise children.



Most days, I feel that my children are safe in our neighborhood.



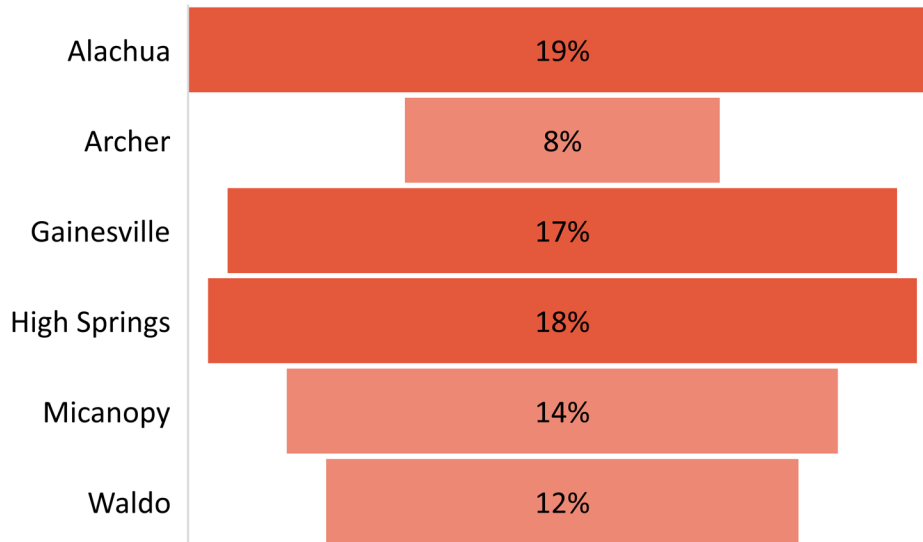
I have lots of neighborhood support in raising my children, such as families/friends/neighbors who help with babysitting, transportation, schoolwork, etc.



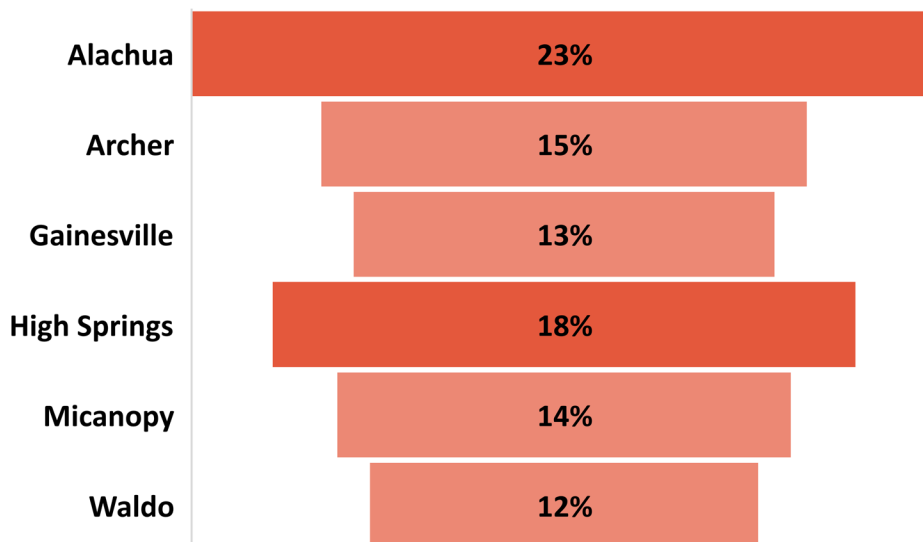
When asked about challenges getting good health care services for their children, nearly one-fourth overall reported no challenges getting good services. The biggest reported challenges were *lack of free time* and *inconvenient appointment times* (each cited by 15% of respondents).

There was some variation by the city of residence.

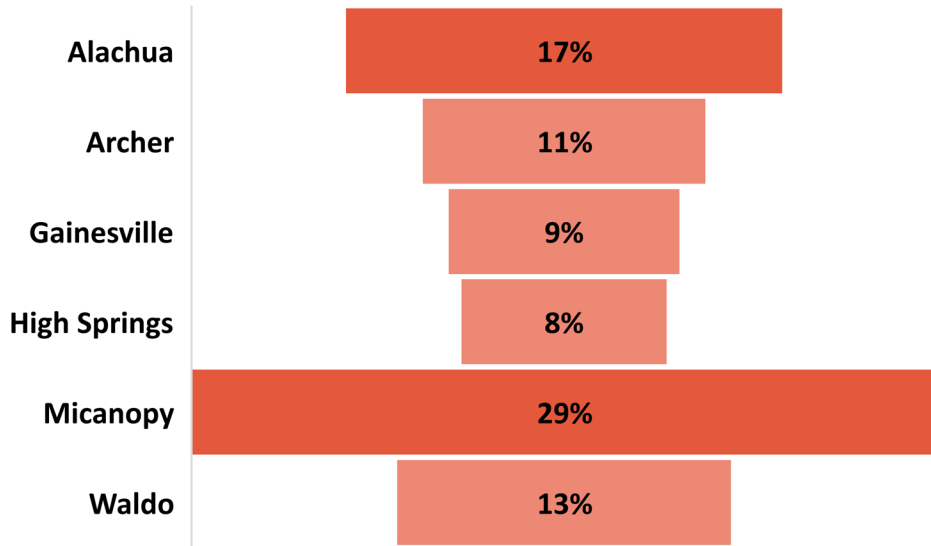
***I have challenges getting good health care services for my children that include:
Lack of free time to take them to appointments***



***I have challenges getting good health care services for my children that include:
Appointment times don't fit my family's schedules***

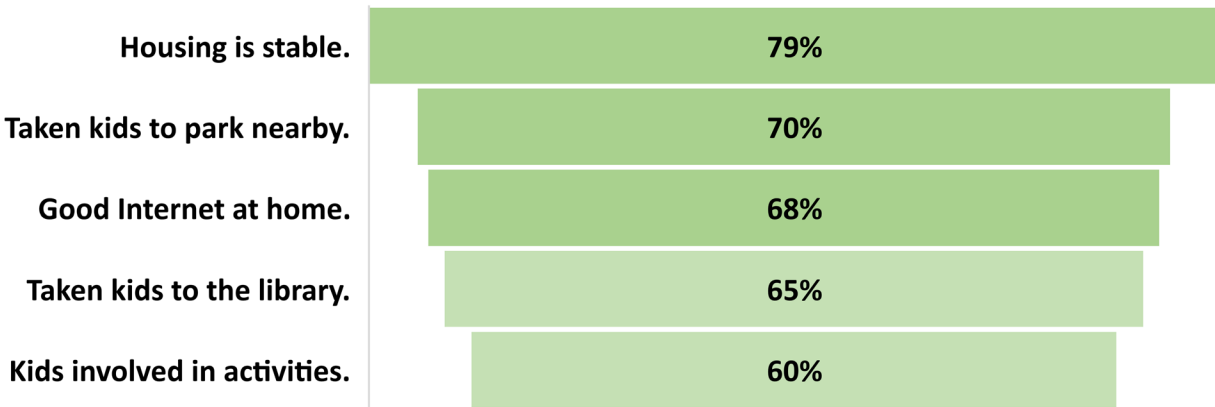


***I have challenges getting good health care services for my children that include:
Lack of transportation***



Family Supports and Services

A majority of the survey respondents reported a number of positive supports in their lives, including stable housing and Internet access. A majority also reported that they have taken their children to a park and library in the past year and that their children are involved in activities such as community sports and church.

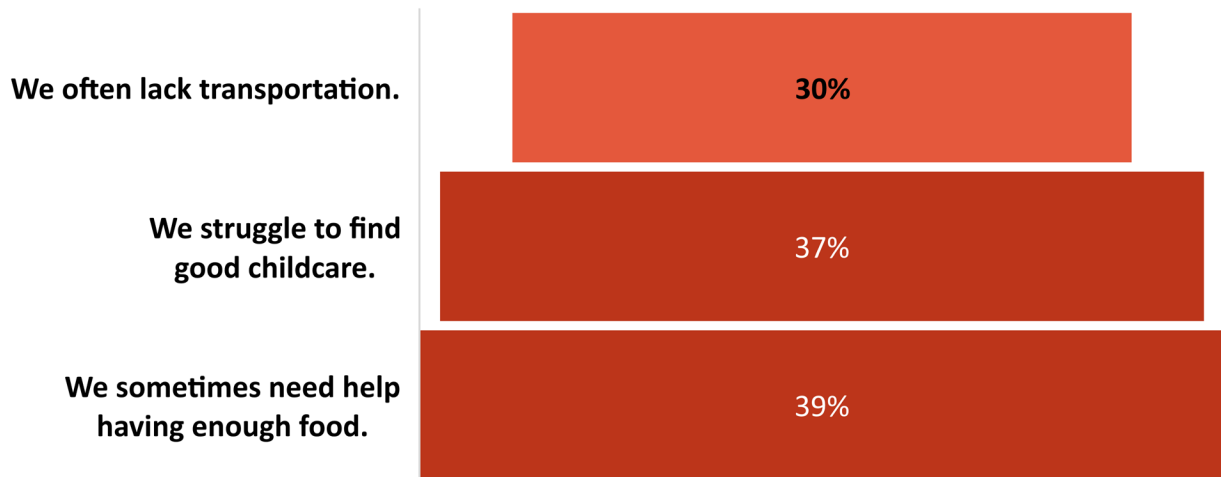


However, there were substantial variations by the city of residence. Overall, Gainesville and Waldo had the highest percentage of positive responses while Alachua and Archer had the lowest.

	Alachua	Archer	Gainesville	High Springs	Micanopy	Waldo
Housing is stable.	46%	86%	85%	81%	79%	83%
Taken kids to park nearby.	56%	43%	78%	65%	58%	78%
Good Internet at home.	63%	41%	79%	67%	36%	75%
Taken kids to the library.	57%	55%	67%	65%	61%	84%
Kids involved in activities.	41%	65%	62%	58%	61%	82%



A substantial portion of survey respondents reported challenges with transportation, childcare, and having enough food in their homes.



These areas also varied substantially by the city of residence. Overall, Archer and Gainesville had the least problems with these challenges, while Micanopy had the worst problems.

	Alachua	Archer	Gainesville	High Springs	Micanopy	Waldo
Often lack transportation.	31%	34%	26%	39%	39%	31%
We struggle to find good childcare.	37%	22%	38%	35%	58%	36%
We sometimes need help having enough food.	51%	24%	37%	39%	45%	30%

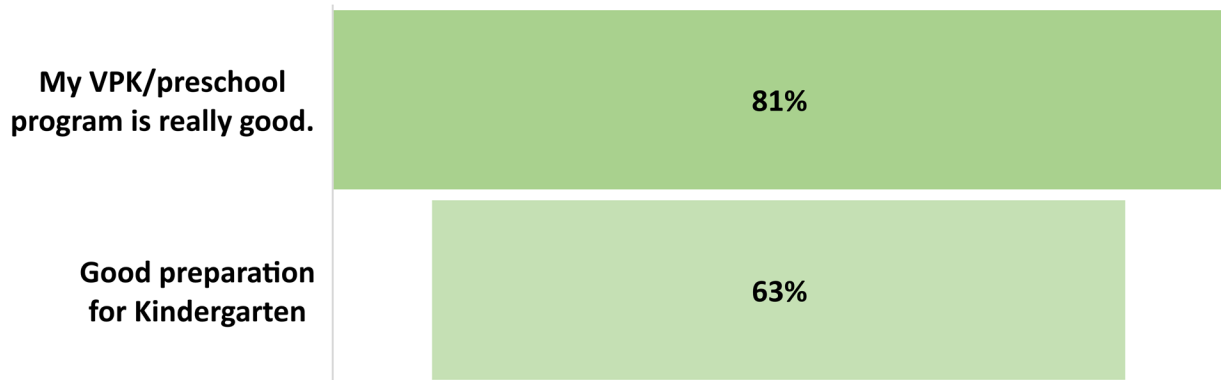


When asked what services, programs, or opportunities are needed for children and families in their community, the most frequent responses were *economic subsidies/funding* and *health care* (including dental care, mental health services, substance abuse treatment, counseling), each cited by 16% of respondents. The third-most cited area was *education supports* (tutoring, summer school) at 14%.

Supports and Opportunities for Young Children

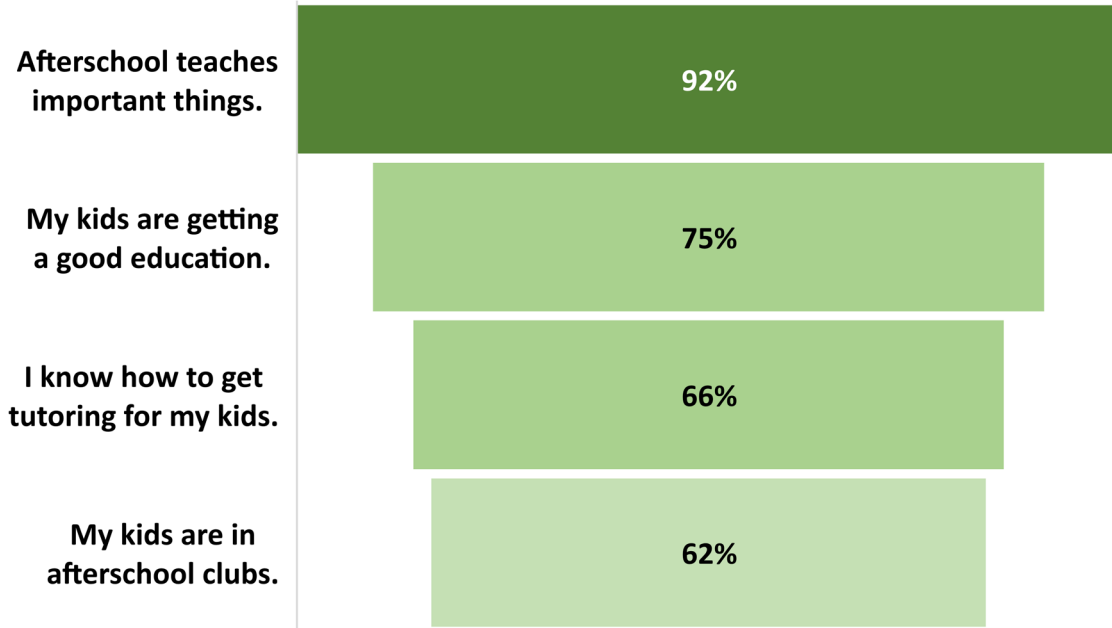
A strong majority of parents/caregivers, 85% stated that they received great prenatal care in Alachua County for their youngest child. Only a small number of parents/caregivers stated they had a hard time getting prenatal appointments (38 out of 190 survey respondents for this question). A good portion of families with young children reported receiving books through Dolly Parton’s Imagination Library, but it is perhaps an area for improvement that 19% of families with young children did not seem to be aware of the program.

Just over half of the families with young children had their child in VPK/preschool. Those with children in VPK/preschool provided their perception of the quality with 81% reporting that it's helping prepare their child for kindergarten. Those without children in VPK/preschool most frequently reported they could not afford it (20%) and there are not any centers close to where they live (19%). Nearly all families with children in VPK/preschool lived in Gainesville, so city breakdowns were not possible.



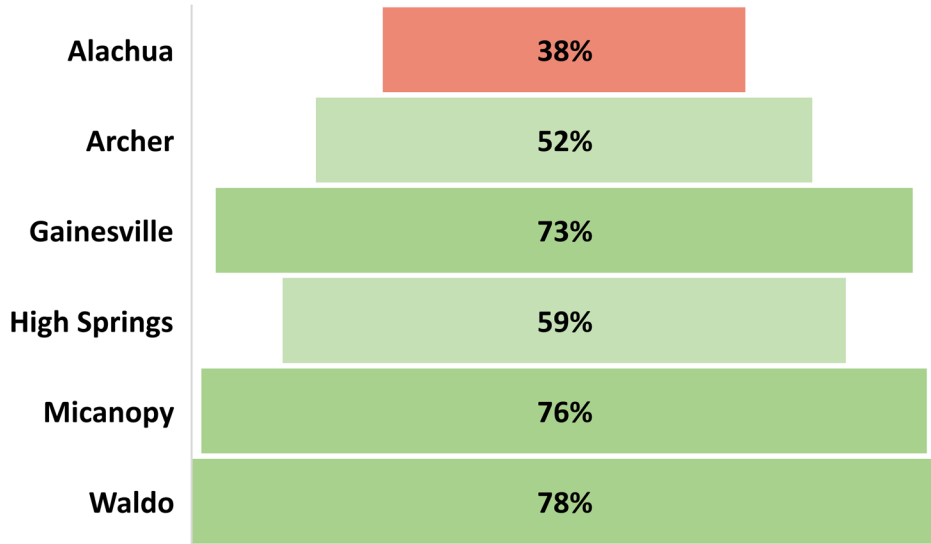
Supports and Opportunities for School-Age Children

A majority of parents/caregivers, had positive opinions about the education their children receive and that they know how to get tutoring if their children need it. A majority also reported that they had at least some of their children in afterschool programming and that afterschool was teaching their children important things.



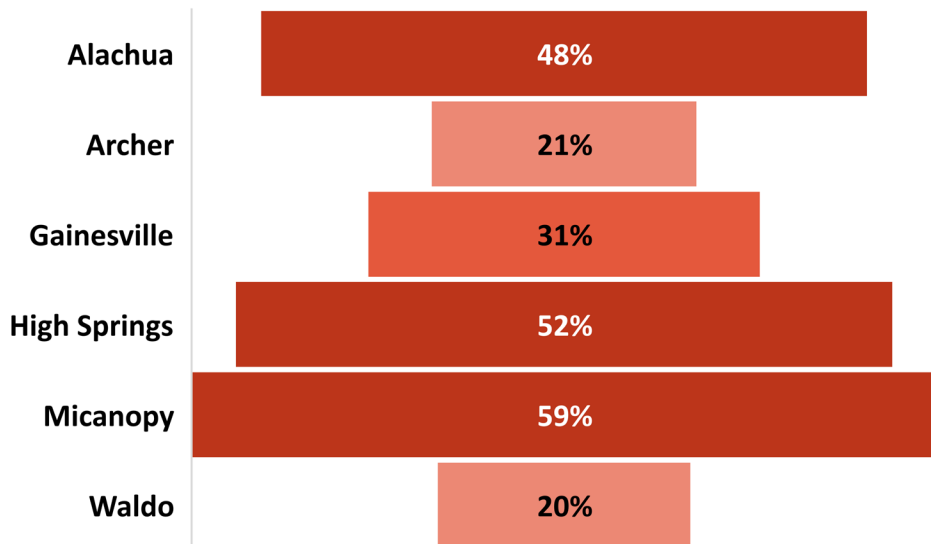
However, there were substantial variations by city of residence. Parents/caregivers in the city of Alachua were the least positive about the quality of their children’s education. The results were similar for knowledge of tutoring – parents/caregivers in Alachua were the least likely to know how to get tutoring (42%).

All my school-age children are getting a good education at their schools.



A high percentage of families in the county struggle with afterschool supervision – 40% reported that their children are home without adult supervision for at least some of the time.

When my children get home after school, they are usually home without adult supervision for at least some time.



Focus Groups

Parent/caregiver focus groups were held in person at 14 locations across Alachua County. An additional five focus groups were held virtually as additional opportunities for parents/caregivers to provide feedback.

Neighborhood

Responses from parents/caregivers regarding neighborhoods varied based on participant residence. Several are pleased with library access, positive events at the library, and access to activities for children. While some are pleased with access to recreational facilities and parks, they noted that many parks need a “facelift” and lack organized recreation programs. Some also noted that many parks lack fencing that would aid in protecting children with disabilities.

Additional highlights of Alachua County are the availability of walking trails, community centers, and afterschool options. Free public transportation for Alachua County students is also an added benefit. According to participants, churches also offer many programs, and free tutoring and summer programs are available. However, these opportunities are not available for all children. Some areas of the county lack childcare, have inconsistent programs, and facilities are often closed.

For those living in rural areas, even though more homes are being built, rural residents do not have the same access to many services. Parks and libraries are not close to many neighborhoods. Public transportation is not accessible in rural areas. Afterschool options are also limited in most rural parts of the county.

Parents/caregivers reported a difference in the quality of schools. Some parents/caregivers choose charter schools because they do not feel the quality of schools close to their homes are as good as schools in other areas.

Several reside in what is considered “safe, quiet, peaceful, and clean”, with neighbors who “look out for each other”. As one parent stated, Alachua County is a “good place to raise children”. However, others explained that they have concerns for the safety of their children, citing numerous drug overdoses, shootings, and traffic congestion in their neighborhoods.

Parents/caregivers shared the following when asked what one thing they think could improve their neighborhoods:

- ◆ Activities and Resources
 - *Add arts, crafts, writing clubs*
 - *Dance opportunities*
 - *Parenting classes*
 - *Field trips*
 - *Teach kids to cook, bake*
 - *Activities that involve parents*

- ◆ Education
 - *More afterschool activities/resources*
 - *Vocational training and Career Center*
 - *Homework help in afternoons*
 - *Need an elementary school in all areas*
- ◆ Health/Mental Health
 - *Make hospital/healthcare more accessible in rural areas*
 - *Dental screenings*
 - *Health insurance*
 - *Someone for kids to talk to – an outlet*
 - *Healthcare resources for adults*
 - *24-hour EMS*
- ◆ Recreation
 - *Add parks*
 - *More sports*
 - *Afterschool care with recreation*
 - *Larger recreational facility, open 7 days a week*
 - *Field day*
- ◆ Safety
 - *More security*
 - *Add a police substation*
 - *Add laws to reduce poor student behavior*
 - *Address bullying problems*
 - *Address the elementary and high school students on the same bus*
 - *Improve community security*
 - *Address violence*
- ◆ Transportation
 - *Improve public transportation*
 - *Expand public transportation to rural areas*
- ◆ General
 - *Create a Family Life Center*
 - *Create a support group for kids*
 - *Fix-up the properties*
 - *Larger library*
 - *Offer support from housing office staff*
 - *Open a Dollar General so kids can work*

Healthcare

Parents/caregivers were complimentary of the healthcare options provided by the UF system. Services already provided include a pop-up dental clinic, dental health bus, and mobile health unit. Unfortunately, they also shared the need for additional healthcare in Alachua County as these services are not easily accessible because of the lack of transportation and the length of time it takes to get an appointment.

Providers who accept Medicaid are not close to communities where services are most needed. When services such as occupational and speech therapy are needed, it often takes months to be seen by a provider. Referrals are needed to access UF services, which requires additional appointments and increases the wait time to access services.

Participants suggested adding more dental buses and pop-up clinics that provide services operating in neighborhoods. As of this study, many parents struggle to provide transportation to access available services. Many are forced to seek private options or healthcare outside of Alachua County because of the long waiting lists for providers. Limited healthcare options in the county often force students to miss school to attend appointments.

Preschool

Participants shared their positive experiences with the pre-Kindergarten programs in Gainesville and Early Head Start. VPK programs used to be located in schools and were beneficial. These programs are no longer offered. Preschool access is an issue. One child had to wait for two years to get a spot in Head Start.

Parents expressed that quality, affordable daycares are not easy to access, citing the location. While preschools exist, many end at noon each day, leaving no childcare options for the afternoon. Others shared that costs are too high for private pay daycare. One reason for limited childcare options is the difficulty in hiring and retaining teachers. One parent stated, “If parents aren’t using Head Start and not going to Gainesville, kids are falling behind.” While the YMCA used to have a big program and even offered a summer camp in Hawthorne, they did not offer transportation, so most kids could not attend.

Parents suggested adding more Early Head Start programs and reducing the requirements to receive services. They also suggested adding preschool back in schools. One participant stated, “When they took preschool away for ACPS, it changed things.”

School-Age

Several parents shared the feeling that “prominent neighborhoods” have good schools. The “good schools” reach out and communicate with parents. Several are happy with the charter schools where their children attend, although they do not provide students with a laptop. Others reported their children have good teachers and they like when teachers keep them informed while others stated they feel the district sends the “worst teachers to outlying schools.” Some participants shared it seems that all students are passing, and teachers are not permitted to fail students. They feel the education system is failing their children.

Most schools offer extra help after school if needed, or additional support are offered during the day. Some schools also offer clubs after school. At other schools, parents are not aware of tutoring options, or afterschool opportunities. Several parents do not feel their children are learning as they should. Parents often supplement instruction themselves by creating additional practice for their children or asking teachers for additional instructional materials. Others reach

out to the library for homework help or rent a laptop for online tutoring.

Parents of children in one high school feel they have a good quality school. Another parent reported that the high school their child attends is “horrible”. Community schools are over capacity and some classes are taught in trailers. Parents are aware of bullying, fights, and frequent bomb threats in schools.

School bus transportation is also an issue. Some children have to stand in the aisle of the bus because there are no seats. At some schools, parents feel that bullying on buses and fighting are often not addressed.

Afterschool

Focus group participants shared they believe afterschool programs benefit students. Students receive help with homework, learn how to use computers, play sports, and learn social skills. While there are multiple afterschool options for students, not all students have access to programs due to location, cost, and lack of transportation. Programs that provide transportation are usually located in Gainesville and are not accessible to students in all schools. The programs that are free do not have enough space available for all interested students.

Participants reported that most teenagers are not in need of afterschool programs because they have jobs. Some afterschool sports programs require students to try-out and require payment. Only those selected for the team are able to participate and not all students can afford to pay.

Some afterschool programs close before parents are off of work. Many programs have limited capacity, and some only accept students under the age of 12, leaving older students without afterschool options. Some afterschool programs have rundown playgrounds or little structure. Many struggle to hire qualified staff. Additional afterschool recreational programs and community-based activities are needed.

Additional Feedback

Parents/caregivers who participated offered feedback on additional strategies they feel will improve Alachua County for children. Several participants expressed that “race is an issue”, and the “need to have tougher conversations about race” as steps to making Alachua County better for all children.

There is no centralized location for information. Service information is spread out across multiple websites, making it difficult to determine whom to contact for services, and which services are even available. Parents/caregivers are interested in more information about existing programs, suggesting that information be shared through social media outlets, and provided by agencies already interacting with families.

Participants are concerned about the direction of the Trust because they believe the “Trust engagement plan did not include elected officials” and “grants were given to people who already had money.” They are ready to see the Trust step away from just “doing what is comfortable.” They hope to see organizations work together. A suggestion was made for the Trust to provide a pilot program that will allow the Trust to “provide grants to get good ideas going.”

Parents/caregivers suggested the following additional services are needed:

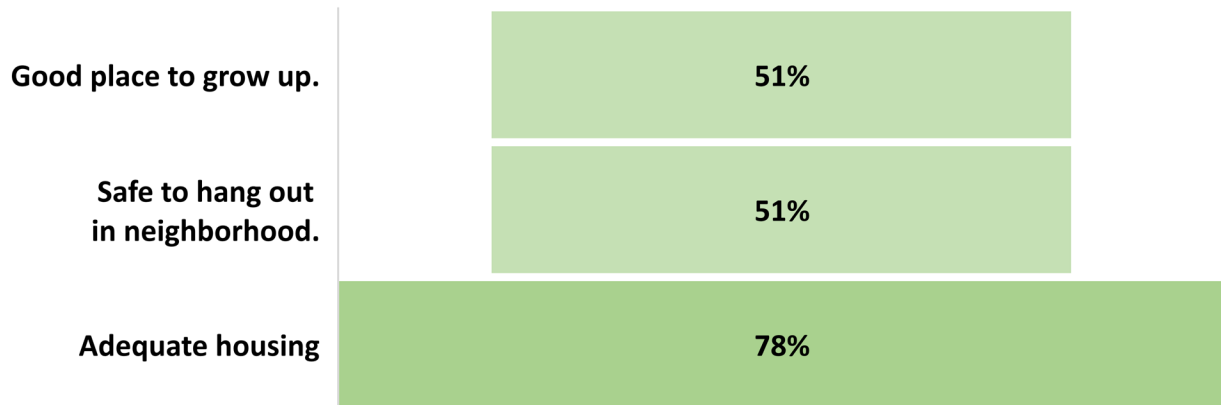
- ◆ *Counseling for youth and parents*
- ◆ *Focus groups to learn about services*
- ◆ *More physical activities*
- ◆ *More programs for parents*
- ◆ *More sporting activities*
- ◆ *Summer camps*
- ◆ *Address obesity issues in schools*
- ◆ *Tutoring*
- ◆ *Mentorship programs after school*
- ◆ *Partner with churches for afterschool programs*
- ◆ *Scholarships to encourage academic excellence*
- ◆ *School disciplinary actions changed - suspension doesn't work*
- ◆ *Technology access*
- ◆ *Programs for gun awareness*

Stakeholder Group – Youth/Teens

Surveys

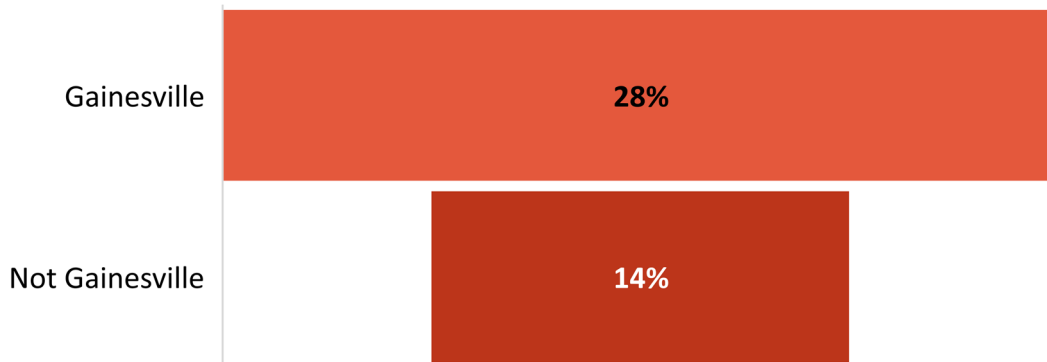
Neighborhood

Youth who responded to the survey noted a number of aspects about their neighborhoods. Approximately half feel they live in a good place to grow up, and that it’s safe to hang out in their neighborhood. Most report that they live in adequate housing (running water, kitchen area, clothes washing machine).

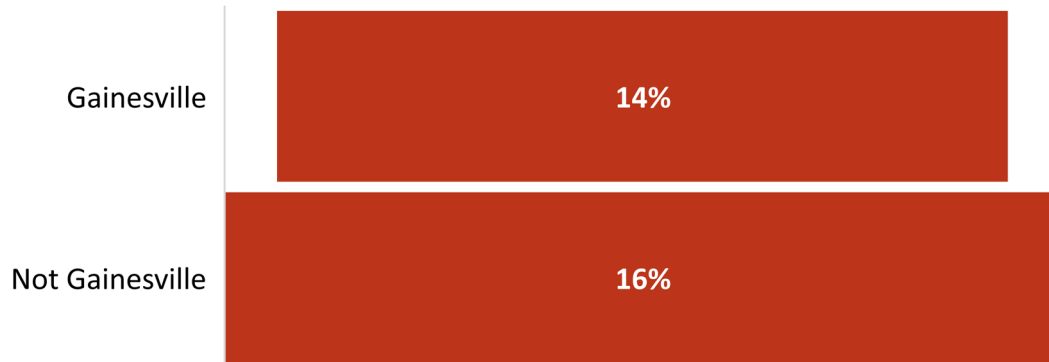


There were not enough youth survey responses to analyze geographic breakdowns any further than ‘Gainesville’ and ‘Not Gainesville.’ There were differences along those lines. Gainesville youth were much more likely to say that it is not safe to hang out outside in their neighborhood. Youth in both areas were similar in whether they skipped school over safety concerns, but both percentages are troubling high.

It is not safe to hang out outside in my neighborhood.



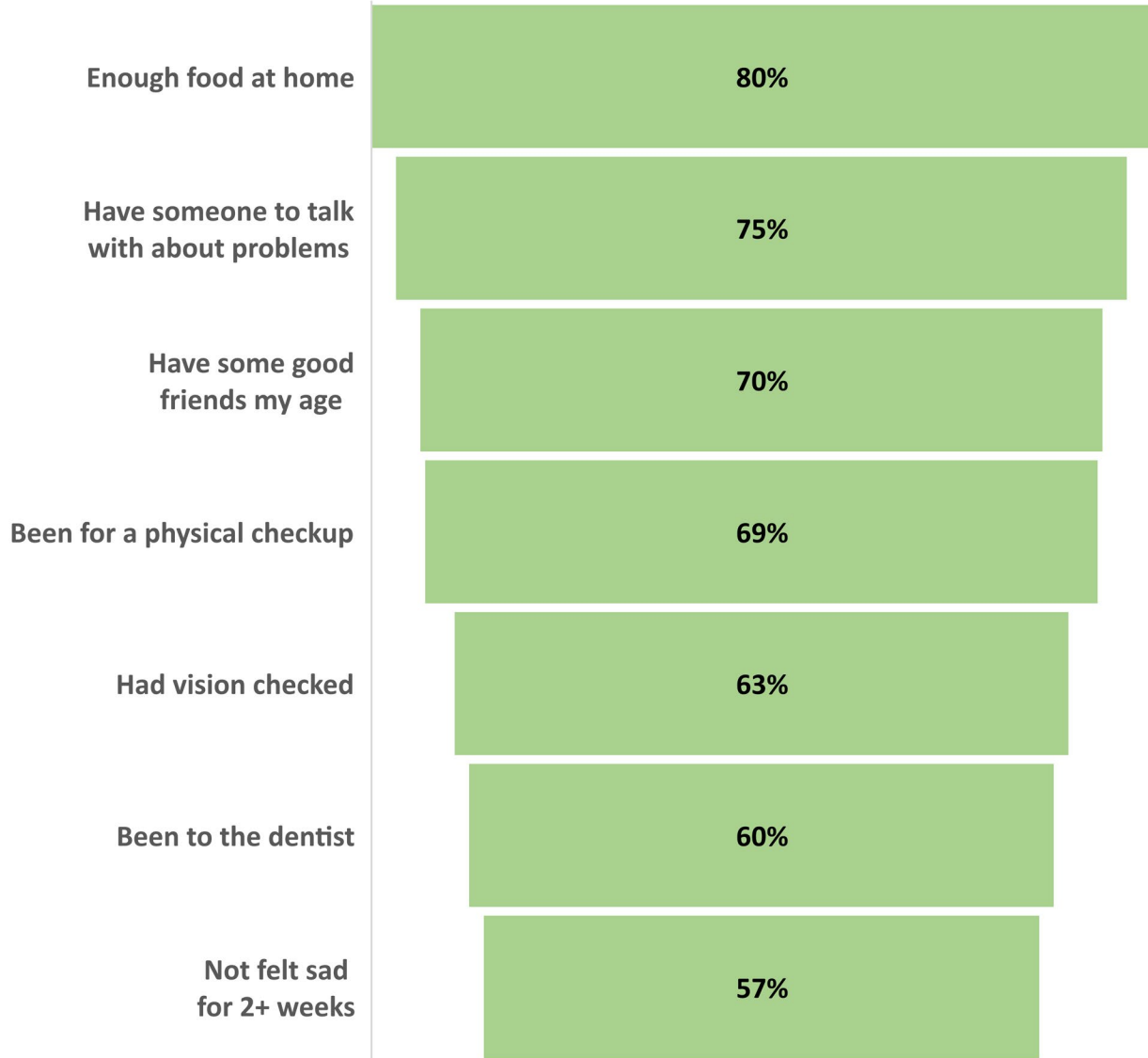
In the past month, I did not go to school at least one day because I felt unsafe at school or on the way to/from school.



When asked to name the major challenge in their neighborhood, youth first cited the *lack of quality afterschool tutoring*, then *difficulties in meeting other youth*. Concerns about *violence* were cited third, but when given the power to improve one thing in their neighborhood, *improve safety* rose to first. This was followed by *public health* and *playgrounds, parks, and sports facilities*.

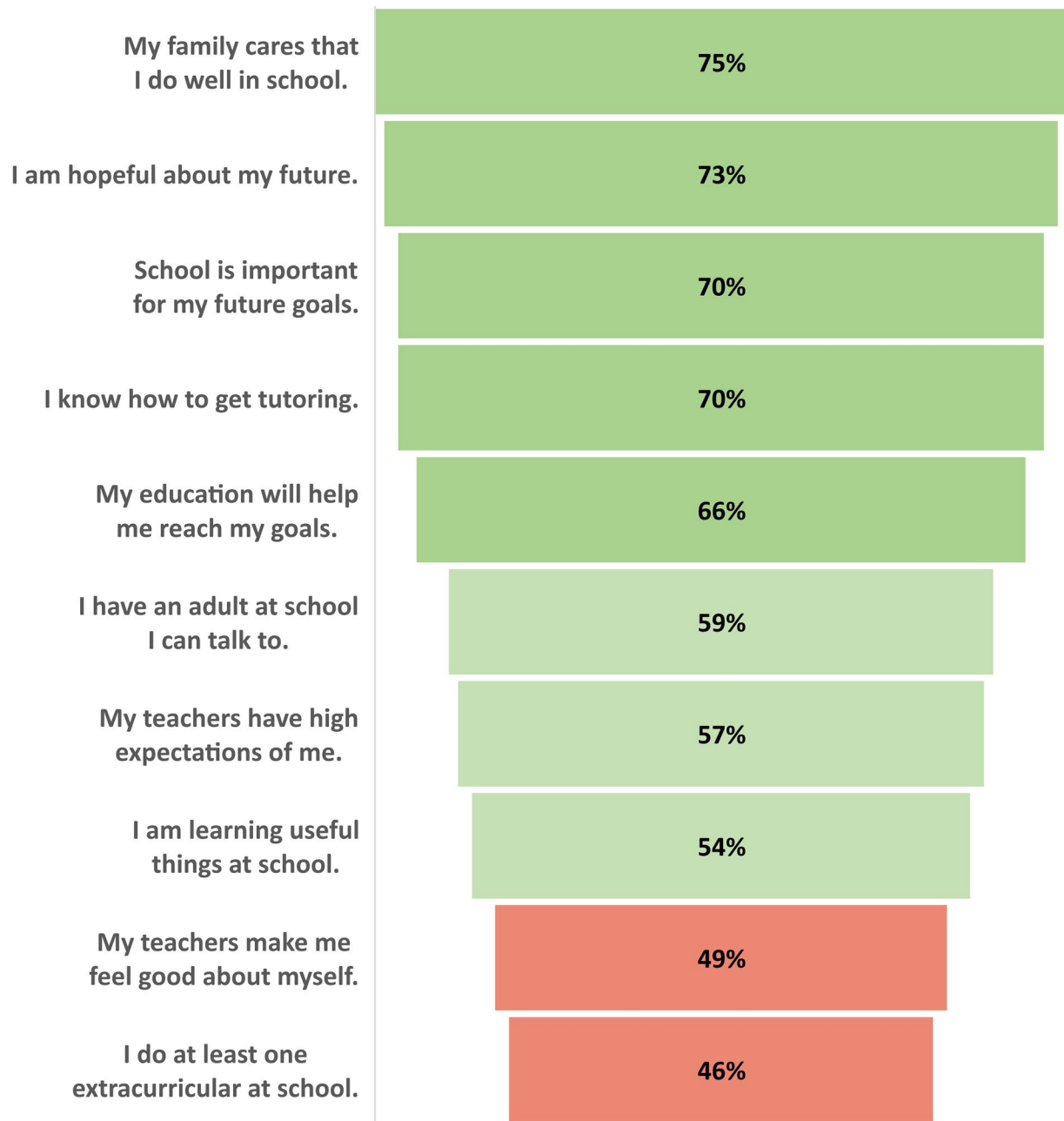
Healthcare

A strong majority of youth reported having enough food at home, someone to talk with about problems, and several good friends their own age. A majority have received routine preventive health care in the past year. A majority reported that they have not felt sad/hopeless for more than two weeks during the past year. Of course, while all these results are largely positive, one would hope to see each at nearly 100%. The differences between Gainesville and Not Gainesville were not substantial in these areas.



Educational Engagement and Supports

A strong majority of youth reported having family support for their education, as well as a sense of optimism for the future. Lesser majorities reported having supportive adults at school when they have problems, teachers with high expectations, and a sense of relevance regarding what they are learning. Less than a majority reported their teachers make them feel good about themselves or that they participate in at least one extracurricular activity at school.

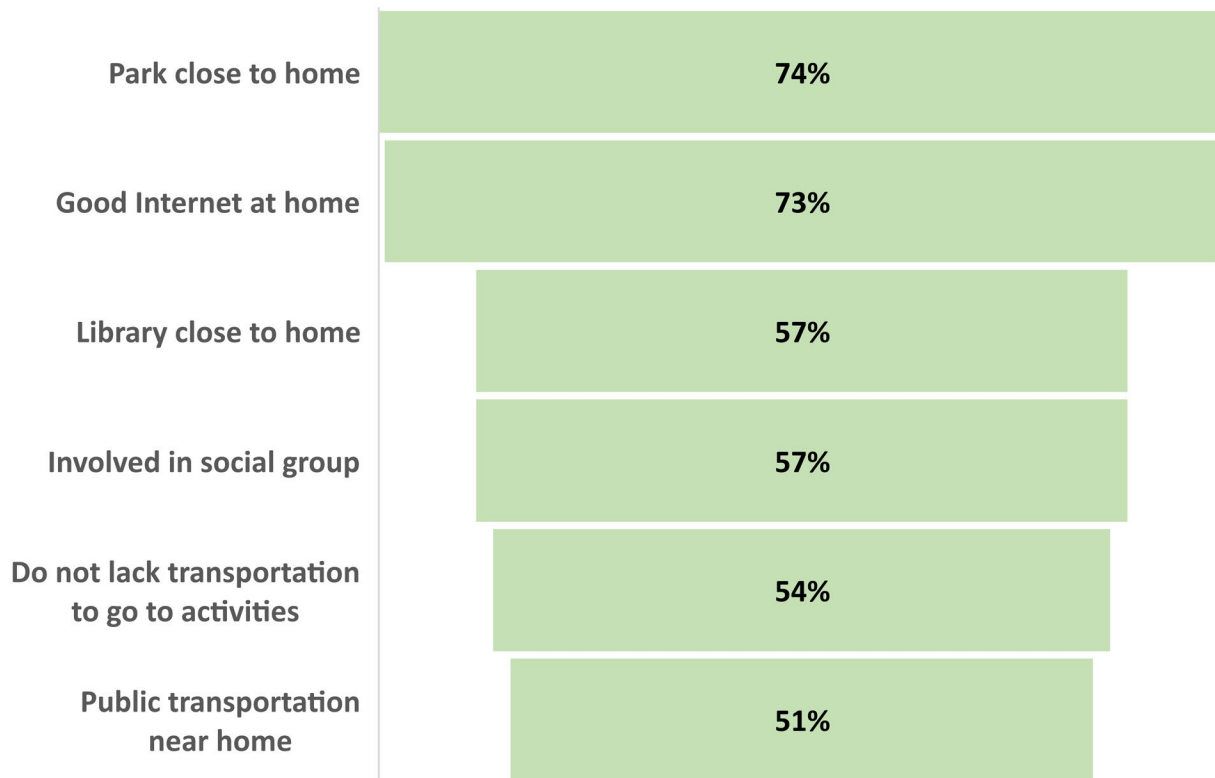


When given some background on the Trust and asked how the Trust could support them in becoming a successful adult, nearly one-third of youth requested that the Trust *support quality education*. Others made similar requests:

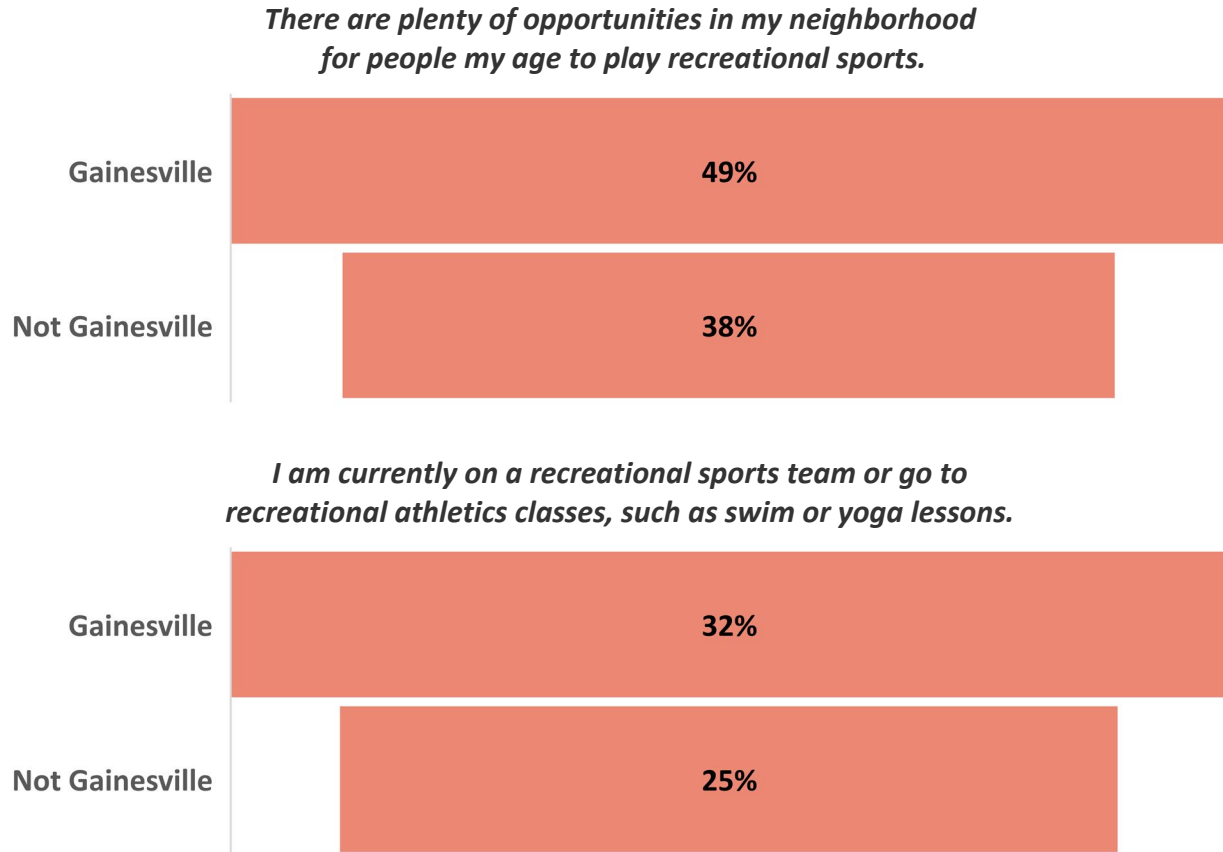
- ◆ *Make school more relevant/Educate on "adult skills"*
- ◆ *Funding, including funding their school, funding charities, and paying for afterschool programs*
- ◆ *Education support, including college scholarships and college prep resources*
- ◆ *Support school clubs*

Afterschool

A strong majority of youth reported having a park/outside space nearby and good Internet at home. Slightly more than half of the youth survey respondents reported having other resources outside of school, including a library nearby, social group involvement, and access to transportation.



Youth were less positive about neighborhood opportunities to play recreational sports. Only 45% noted that there were such opportunities and only 29% said they were currently doing some kind of recreational sport. There were differences between Gainesville and Not Gainesville youth in this area.



When asked what afterschool or outside-of-school activities they would be interested in, the most frequent youth response was some kind of sport:

- ◆ *Sports (general, archery, figure skating, majorettes, baseball, girl’s basketball, fitness club, cheer, softball, soccer, volley ball)*
- ◆ *Rugby*
- ◆ *Football (including tackle football for girls)*
- ◆ *Basketball*
- ◆ *Community Pool/Swimming*
- ◆ *Track*
- ◆ *Dance classes*
- ◆ *Gymnastics*

Focus Groups

Youth focus groups were held at three high schools in Alachua County. Staff at three schools were asked to offer the opportunity to provide feedback to students of diverse backgrounds, a group with demographics representative of the school.

Neighborhood

Responses from youth about their neighborhoods varied based on where students reside. Several reported that their neighborhoods have sidewalks that provide access to recreation opportunities (parks, playgrounds), and libraries close by. Students living in rural areas lack access to public transportation, recreational opportunities, parks, sidewalks, and internet/Wi-Fi service. Participants in all groups have some type of access to mentors, though mostly informal.

Several youth said they live in safe, peaceful neighborhoods. Students living close to the university area feel safe because of the abundance of university law enforcement. Others reported a need for increased safety and violence prevention methods due to the neighborhoods that are close by and the gun violence, drug access, and gang activity in their neighborhoods. In areas prone to violence, “there is always a cop on the corner.”

When asked what is most challenging about growing up in their neighborhood, transportation was mentioned in two focus groups. Another challenge for some is not living close to friends from school or friends their age. Students in one group vocalized the impact that domestic violence, gun access, and gang violence have in their neighborhoods. The same group also lacks safe passages through the neighborhoods because of unleashed dogs, speeding traffic, and violence.

Youth shared the following when asked what one thing they think would improve their neighborhoods:

- ◆ Recreation
 - *Add a pool*
 - *Outdoor space/trail*
 - *Playgrounds*
 - *Lake*
 - *Swings for teenagers*
 - *Parks*
 - *Gym for athletic events*
- ◆ Safety
 - *Gates*
 - *More security so that people can feel safe when they walk outside.*
 - *More lights*
 - *Safety patrol security guard*
 - *Safer bus stops*
 - *Police to patrol*

- *All-around safety*
- ◆ **Transportation**
 - *Big bus for public transportation*
 - *Sidewalks*
 - *Safer and closer bus stops (some 1-2 miles away)*
 - *Safer and Better roads*
 - *Shelter over the bus stop and bench*
- ◆ **General**
 - *More family orientation*
 - *Library*
 - *Have some neighbors close by*
 - *Internet*

Schools

Youth participating in focus groups responded differently depending on the school they attend, classes, and experiences. Some students said teachers “commit to us”, “actually take time to teach”, and “care about students.” Other students said not all teachers care and expressed a need for the district to provide teachers who meet the needs of students.

There is also a perception that not all students are treated equally or with respect. Scenarios mentioned were disciplinary actions, and teachers yelling at students. One participant noted a “lack of LGBT student respect.” Students discussed the need for a balance between teachers caring and not being a “pushover.” Students also believed some teachers are leaving their schools to work in private schools and cited reasons such as low wages, and poor student behavior.

The need for improvements in facilities and food services was heard across all youth focus groups. Facility issues needing to be addressed included air conditioners, clean and functioning bathrooms, and overall school cleanliness. According to students, “nicer” bathrooms are closed for fear of students “messing them up” and bathrooms are often without soap in some areas. Students said the quality of the food served at school is poor. Now that grant funds are not available, students have to pay for food, much of which is thrown away.

The highlight of school for several students is the ability to be with friends. Student perceptions about how school was providing them with real-world skills and opportunities vary by school. Students from all groups are eager to learn about taxes, paying bills, insurance, etc. but do not feel they are being prepared. Emphasis is placed on students in the college prep classes with “mainstream and honors” kids left out. One student noted the lack of rigor in honors-level courses.

Students expressed the need for student voices to be heard. “We could improve as a school and a county if the people in power listen to us. We could actually help.”

Youth shared the following when asked what one thing they think would improve their schools:

- ◆ *Playgrounds*
- ◆ *Relaxation area*
- ◆ *Self-cleaning automatic bathrooms*
- ◆ *Power Hour*
- ◆ *Time for kids to relax and recharge*
- ◆ *Make sure that kids are not ruining Power Hour*
- ◆ *Punish only the misbehaving kids*
- ◆ *Create study hall*
- ◆ *Mental Health counselors, separate from academic counselors*
- ◆ *All students treated with respect*
- ◆ *Facilities*
 - *Nicer bathrooms*
 - *Fix air conditioning*
 - *Better desks for the computers*
 - *Facility upgrades so all schools have the same quality*
- ◆ *Let students select classes*
- ◆ *Add more clubs*
 - *Art*
 - *Band*
 - *Drama*
 - *Student government*
 - *News*
- ◆ *Better homecoming ideas*
- ◆ *More funding*
- ◆ *Equal requirements for all programs (service hours)*

Stakeholder Group – Providers/Partners

Surveys

The surveys offered to providers and partners had a number of similar questions, so results are reported together.

Community Assets

When asked about the strengths of the community, providers/partners pointed to a number of specific things. They could be summarized into these areas:

- ◆ *Strong, resilient community*
- ◆ *Close-knit community*
- ◆ *Supportive community*
- ◆ *Often highly educated parents*
- ◆ *Variety of resources available*

On a separate question, providers/partners were asked in what areas they feel families/youth are currently well supported. The most frequent response by both groups was the connecting of families to resources to meet basic needs (Exhibit 3-2). Other areas cited by 25%+ of survey respondents included afterschool programs, academic supports, and quality K-12 education.

Exhibit 3-2
Areas Providers/Partners Feel Families/Youth Are Well Supported

Response	% Providers	% Partners
Connect Families to Resources (Basic Needs)	31%	32%
Enrichment and Out-school-time Programs	28%	29%
Literacy & Other Academic Supports	21%	25%
Quality education for school-age students	17%	25%

Desired Additional Supports/Resources

When asked what additional supports or resources would help their organization grow, improve, or thrive, at least half the partners identified four areas. A majority of providers identified two areas (Exhibit 3-3). Both groups would like increased staffing and increased family awareness of services.

Exhibit 3-3
Areas Where Most Providers/Partners Would Like Additional Supports/Resources

	Providers	Partners
Increased staffing	73%	68%
Assistance in finding qualified staff	34%	53%
Increased family awareness of services	52%	53%
Communicating with our target community	40%	50%

A majority of the partners (59%) and nearly half of the providers (43%) indicate their organization currently had a waitlist of families/youth. When asked to think about the families/youth they do serve, they indicated these areas of need were most frequently still not being completely met:

- ◆ *Food*
- ◆ *Educational support*
- ◆ *Transportation*
- ◆ *Parenting support*
- ◆ *After school care*
- ◆ *Workforce pre-employment services for youth*
- ◆ *Affordable, quality childcare*
- ◆ *Affordable/access to wifi internet. Access to technology.*
- ◆ *Financial support, family emergency supports*
- ◆ *Tutoring services*
- ◆ *Health services*
- ◆ *More volunteers*
- ◆ *Mental health counseling/services*
- ◆ *Mentoring for youth*
- ◆ *Youth activities and after school activities*

When asked, providers and partners identified numerous issues that are of concern to the families/youth they currently serve (Exhibit 3-4). Both providers and partners identified mental health and wellbeing as the most frequent concern. More than half of the partners identified housing adequacy/security and violence/safety as concerns.

Exhibit 3-4
Areas Providers/Partners Identified as of Most Concern to Families/Youth

Response	% Providers	% Partners
Mental Health & Wellbeing	66%	64%
Housing Adequacy/Security	48%	57%
Quality education for school-age students	41%	43%
Enrichment and Out-school-time Programs	39%	43%
Family Strengthening & Supports	39%	36%
Violence / Safety	39%	57%
Food Security	36%	32%
Quality Child Care	36%	43%
Literacy & Other Academic Supports	34%	36%
Connect Families to Resources (Basic Needs)	28%	29%
Substance Abuse Prevention	25%	43%
Special Needs Children (i.e., Developmental Delays and Disabilities)	19%	43%
Connect Families to Resources (Basic Needs)	28%	29%
Career Exploration & Preparation	23%	25%
Delinquency / Truancy	17%	25%

When asked what one thing they would choose to improve in Alachua County to help all children/youth thrive, responses covered the spectrum of meeting basic needs (housing, healthcare, food) as well as education (improved quality, special education supports, vocational training) and safety. Multiple respondents also wanted to improve family/youth access to programs.

Systems Assets

Partners/providers shared a number of strategies that they have found to work well in building trust with the families/youth they serve. A number of the strategies focused on transparency, regular and open communications, and engagement. Example comments included:

- ◆ *Communication, being open and honest about our intentions and what we can and can't do.*
- ◆ *Clear communication, engagement, meeting students where they are at*
- ◆ *Using multiple modes to foster two-way communication.*
- ◆ *Taking the time to talk with them and get to know them, finding ways to show them that we appreciate and value them, creating ways to gather their input, involving them in our organization's activities*

Approximately two-thirds of the provider and partner survey respondents already participate in some kind of group that works together to serve families/youth. Of those who do not, nearly all said they would be interested in being a part of such a group.

Suggestions for the Trust

When asked to rate the utility and importance of the Trust’s current 15 indicators, a majority of providers/partners rated all but one as a useful indicator (Exhibit 3-5). A majority of providers or partners also noted that a number of the indicators should be one of the Trust’s top three priorities. However, only three indicators were selected by at least two-thirds of providers and partners to be in the top three priorities: rate of child food insecurity, percent of children ready for Kindergarten, and percent of 3rd grade students proficient in English.

Exhibit 3-5
Ratings of Trust Indicators by Provider/Partner Survey Respondents

Indicator	Provider	Partner	Provider	Partner
	% Find Useful	% Find Useful	Should be Top 3	Should be Top 3
A. Percent of low birth weight babies	63%	79%	25%	43%
B. Rate of hospitalizations for self-inflicted injuries	75%	78%	41%	10%
C. Rate of bacterial STDs	51%	70%	6%	33%
D. Rate of child food insecurity	96%	95%	85%	71%
E. Percent of children ready for Kindergarten	95%	87%	71%	80%
F. Percent of 3 rd grade students proficient in English.	87%	86%	66%	79%
G. Percent of 8 th grade students proficient in reading.	96%	83%	62%	64%
H. High school graduation rate	93%	96%	66%	50%
I. Rate of children subject to maltreatment	91%	87%	64%	73%
J. Rate of youth arrests	78%	92%	49%	65%
K. Number of children in out-of-home care	79%	68%	18%	45%
L. Social Vulnerability Index percentile	56%	62%	27%	73%
M. Percent of household with severe housing problems	85%	87%	60%	69%
N. Rate of violent crimes	76%	91%	42%	80%
O. Rate of non-fatal motor vehicle traffic related hospitalizations among children aged 12-18	42%	45%	9%	30%

Providers/partners also suggested a variety of other indicators that the Trust could use in measuring progress in improving the lives of children, but there were no consistent themes among them.

When asked to identify the three values that should be most important for the Trust, **collaborative** was most frequently identified by both providers and partners. Other frequently mentioned values were **equity, inclusive, and transparent**.

On the survey, only providers were asked to rate the value of the Trust’s partnership with their organization. On a scale of 1 (“not at all valuable”) to 10 (“absolutely critical to our success”), a total of 54 survey respondents gave the Trust an average rating of 8.3.

**The Trust:
8.3 out of 10**

Providers/partners ranked a number of ways in which the Trust could better facilitate coordination between providers (Exhibit 3-6). Topic-based events were rated highly by both groups. Partners also rated “meet and greets” highly.

**Exhibit 3-6
Provider/Partner Ranking of Ways the Trust Could Facilitate Coordination**

Option	Provider Score	Partner Score
Topic Based Events	4.8	4.9
Provider Summits	4.5	4.4
Shared Professional Development	4.4	4.1
Biannual Provider Meetings	4.1	3.9
Meet and Greets	3.7	4.9
Monthly Provider “News and Update” Emails	3.5	3.1
Virtual Bulletin Board	3.1	2.8

Interviews and Focus Group

Interviews were offered to local providers and partners in Alachua County. In addition, a focus group was held for the providers and partners of the Trust who desired to participate. Questions were developed to seek input about the supports in place and the support needed for the children in Alachua County, the structure of the Trust as an organization, and the desired direction for the Trust moving forward.

System of Supports

Participants provided insight into what a “system of supports” for the children of Alachua County may look like if effectively working. Descriptors of this system included the following terms:

- ◆ *fostering more collaboration*
- ◆ *understanding what partners have going on*
- ◆ *collaboration across agencies*
- ◆ *cover the existing gaps*
- ◆ *all aspects of youth development are recognized as important*

◆ *spread of funding*

The importance of a creating system with the needs of the children at the center was expressed. The group vocalized that the needs of the child should be considered before the system is built. Once the needs are identified, supports and services should be developed based on those needs, not vice versa. One participant shared, “I envision a system that is fair, equitable, and allows programs to truly serve those most in need.”

Help all Children/Youth Thrive – the Magic Wand

The group shared ideas of what would be the most effective method for helping all youth in Alachua thrive. One participant suggested that race contributes to the health care, education, and economic disparities in the county. Safety also seems to be a racial issue in the county. “The education system is not equal and has never been equal. It’s been detrimental.” The “systemic and structural racism needs to be dismantled” going on to say that the “root of the disparities is racism.”

Accessibility is seen as a barrier for children. Providers/partners stated that Alachua County needs to build a “source of care and information that doesn’t rely on your location or level of income.” Agencies need to remove “high educational language” to help parents better understand services and opportunities available for children. Additional parental supports are also needed to help parents be good role models.

Participants noted inequities in education across the county. While mental health supports are needed, pulling students out of class to receive mental health support contributes to the educational gaps. More educational funding to help children who are not performing as well is also needed. While recognizing that bullying may not be an issue for the Trust to address, “maybe it’s something the teachers should be doing – maybe we need to educate the teachers as to what bullying is.”

A holistic approach, in homes and schools, is needed along with breaking the “cycle of a lot of things” and “address issues from every angle.” “At the heart of the problem of most kids not doing well – many have some exposure to trauma – until it’s treated, it’s difficult to get them to where they need to be.”

Trust Focus for the next Three to Five Years

Participants in the focus group for partners and providers identified several priorities for the Trust for the next three to five years. The most mentioned was a focus on providing mental health services. Services suggested include Adverse Childhood Experience training and support for families and Trust partners, services to help combat gangs in the county, stress and trauma supports, general social emotional supports, bullying prevention, and increased behavioral supports.

Education was another area of focus. There are increased disparities and gaps in education,

especially in the wake of COVID-19. Providers/partners want to see the gaps closed and equal access to programs, opportunities, and services for all students. Tutoring, additional supports for students with disabilities, and an increased focus on early learning services are needed to close the achievement gaps.

It is important for the Trust to listen to all areas and sections of the community to truly understand and be able to address access issues, barriers, and needs. Strategies to improve access for all children include efforts to remove language barriers, increase parent education, and make technology more accessible.

There are concerns for the safety of children. Participants suggested the Trust fund and support services focused on violence prevention, including gun violence and combatting the increased presence of gangs. Increased parent education around the threat of violence and prevention is needed to further combat violence and its impact. “The Trust should be concerned with the disparities in education, recreation, and technology. The Trust should also be concerned with youth and community safety as it relates to young people. There should be a huge emphasis on empowering grass root agencies in the area.”

Providers/partners indicated that the Trust needs to create a clear strategic plan. As part of the planning process, barriers created by the current funding process need to be removed. The current system makes it difficult for partners to access funds, be reimbursed, and submit invoices. Added flexibility in the processes, funding evidence-based solutions, funding only qualified partners, and spreading funding across all Trust goals is needed.

Additional focus areas referenced, though not as often as those above, included:

- ◆ *funding programs for prenatal through age five*
- ◆ *childcare*
 - *ages one through five*
 - *summer care for school-age children*
 - *for parents working 2nd and 3rd shifts*
 - *childcare vouchers for parents*
- ◆ *coordinated referral system*
- ◆ *accountability system for providers, partners, and community agencies*
- ◆ *collaborative county-wide literacy plan*
- ◆ *improved communication*
- ◆ *family supports*
 - *basic needs*
 - *parent education*
 - *teen parents*
- ◆ *transportation*
- ◆ *support for partners*
 - *staffing*
 - *process development*

- *training for addressing behaviors*
- *help with accessing funds*
- ◆ *address opportunity and service gaps*

Strengths

Several strengths of the Trust were discussed during the focus group. The level of community support for the Trust demonstrated by obtaining the votes needed to start and fund the Trust at such a high level is a major strength. Additionally, community engagement during the Listening Tour was highlighted.

Participants are pleased with the level of Trust staff expertise and the way the staff demonstrates they care for the community. Trust focus areas, along with the work of the leadership are strengths. Additional strengths included are the diversity of staff, steps taken to improve equity and access, aligned goals, and overall support offered by the Trust.

Struggles

As with most newly established organizations, there are areas in need of improvement. Providers/partners indicated that the Trust needs to build strong relationships with the community and ensure the community understands the work of the Trust. Improved, intentional communication will help the community understand the purpose of the Trust. Varying meeting times and making meeting participation easier will also help build relationships and increase partner and community engagement.

Current Trust processes were noted as barriers for organizations. The application process for grantees, along with inconsistent funding decisions, and the lack of flexibility, need to be revised. Partners need to have the flexibility to make the day-to-day decisions to operate effectively. According to one participant, “To ensure grass root programs are able to receive adequate and sustainable funding, they should be able to receive funding which ensures they can provide long-term support.” Funding should be allocated across the county to ensure all communities have access to funds and services.

A pilot program was recommended for applicants who have not received funding in the past. With appropriate oversight, support, and the opportunity to demonstrate the impact of the program, additional services can be offered to children and families. Another suggestion was to accept requests for funding throughout the year, and not solely when requests are posted. With the current processes, the group expressed that it is very difficult for new organizations to be funded.

Trust Goals and Indicators

When asked in interviews about existing indicators used to measure Trust goals, participants were unanimous that six out of 15 indicators are useful and should continue to be used. Participants were less enthusiastic about the remaining nine indicators (Exhibit 3-7).

Exhibit 3-7
Percent of Partners and Providers who Find Trust Indicators Useful

Goal	Indicator	% Find Useful
All children are born healthy and remain healthy.	A. Percent of low birth weight babies	87%
	B. Rate of hospitalizations for self-inflicted injuries	86%
	C. Rate of bacterial STDs	64%
	D. Rate of child food insecurity	100%
All children can learn what they need to be successful.	E. Percent of children ready for Kindergarten	100%
	F. Percent of 3 rd grade students proficient in English.	93%
	G. Percent of 8 th grade students proficient in reading.	100%
	H. High school graduation rate	87%
All children have nurturing, supportive caregivers and relationships.	I. Rate of children subject to maltreatment	100%
	J. Rate of youth arrests	100%
	K. Number of children in out-of-home care	93%
All children live in a safe community.	L. Social Vulnerability Index percentile	85%
	M. Percent of household with severe housing problems	93%
	N. Rate of violent crimes	100%
	O. Rate of non-fatal motor vehicle traffic related hospitalizations among children aged 12-18	86%

Participants suggested that the rate of bacterial STDs, and the rate of child food insecurity be removed as indicators for Goal 1. It was also suggested that “proficient in reading” be changed to reflect overall literacy and mathematics. The “number of children in out-of-home care” and “Social Vulnerability Index percentile” indicators need clarification, and the “rate of non-fatal motor vehicle traffic related hospitalizations among children ages 12-18” indicator needs to reflect car seat and booster seat violations.

Additional indicators were suggested that could be categorized in one or more goal areas. The suggested additional indicators include the following:

- ◆ *Mental health*
- ◆ *Infant mortality rate*
- ◆ *Access to quality healthcare*
- ◆ *Teen pregnancy rate*
- ◆ *Hospitalizations of mothers during pregnancy*
- ◆ *Access to recreation and physical activity*
- ◆ *Rate of children with disabilities*
- ◆ *Rate of children attending preschool*
- ◆ *Rate of children without access to before/after school care*
- ◆ *Truancy rate for children in school*

- ◆ *Adverse Childhood Experience data*
- ◆ *Abuse and Neglect Investigation rates*
- ◆ *Suicide indicator*
- ◆ *Arrests of caregivers*
- ◆ *Rate of sex offenders in community*
- ◆ *Rate of gun violence*
- ◆ *Rates of Substance abuse*

Trust Principles

Participants acknowledged the work of the Trust and indicated additional steps are needed to fully adhere to the principles. It was suggested multiple times that the principles undergo a revision to make the wording community-friendly.

The principle most visible throughout the Trust is ensuring a “direct impact on children” as the primary consideration (Principle 10). The next two principles that are visible are evaluating initiative in an “open, transparent, and competitive manner in order to ensure equitable results and confidence in the process,” and ensuring initiatives are “aligned to a documented gap or need” (Principles 5, 7, Exhibit 3-8).

The principle that was the least demonstrated is ensuring initiatives are “measurable with priority given to a comprehensive system of supports” (Principle 4). The current system operates in silos with few measures of true impact. Also needing to be addressed are ensuring that Trust funds are allocated to ensure all children in Alachua County have “equitable access to services that will work to increase racial equity,” and initiatives funded are evaluated to ensure there is a “long-term continual return on investment” for children (Principles 9, 3).

**Exhibit 3-8
Percent of Partners and Providers who Feel Trust Abides by Principles**

Principle	% Find Useful
1. Initiatives should ensure accessibility to universal supports for all children 0 to 18 and their families, targeted supports for those who need additional help, and place based supports for those with the greatest need.	40%
2. Innovative initiatives should be funded that coordinate comprehensive systems of support and delivers those supports in collaborative ways that allows the Trust to achieve collective impact.	44%
3. Initiatives shall be evaluated based on their ability to ultimately impact all children, directly or indirectly, with a priority for long-term continual return on investment.	36%
4. Initiatives must be measurable with priority given to a comprehensive system of supports that provide for prevention, timely intervention, and services that strengthen families and produce achievable results.	29%
5. Initiatives must be aligned to a documented gap or need.	54%

Principle	% Find Useful
6. Funds will be invested and initiatives will be prioritized based on the highest educational, social, or emotional outcome value.	36%
7. Initiatives will be evaluated in an open, transparent, and competitive manner in order to ensure equitable results and confidence in the process.	54%
8. The Trust values fiscal and operational accountability and will fund partners in a manner that rewards efficiencies, takes advantage of economies of scale, and maximizes services to children or family members/support members in order to meet the educational, social, emotional, and/or physical health.	38%
9. The complete portfolio of Trust investments shall be reviewed to ensure that Alachua County children and families have equitable access to services that will work to increase racial equity.	31%
10. Prior to any funding decision, the direct impact on children must be the primary consideration.	62%

When asked if the Trust demonstrated accountability, collaboration, transparency, equity, and stewardship, most agreed that more collaboration is needed between the Trust, providers, partners, and the community. Participants agreed that they would like to see everyone come together to create a shared leadership and shared responsibility so that all children benefit. They would like to see the Trust held to the same standards of transparency and equity as its partners.

Stakeholder Group – Trust Staff

Interviews

System of Supports

Participants provided insight into what a “system of supports” for the children of Alachua County may look like, if effectively working. Descriptors of this system provided by Trust staff included the following:

- ◆ *Aligned purpose*
- ◆ *Cohesiveness*
- ◆ *Collaboration*
- ◆ *Communication*
- ◆ *Coordination of agencies*
- ◆ *Coordination for families*
- ◆ *Equal Access*
- ◆ *Needs-based*
- ◆ *No duplication of funding and services*
- ◆ *One-stop shop for services and referrals*
- ◆ *Structure for information to families in the county.*
- ◆ *Structure for resources, funding, information*
- ◆ *Systematic*
- ◆ *Transparent*

All interviewed agreed that the Trust should serve as a place that houses service and provider information for the community, a place where parents can go to find out how to access services needed. They envisioned that this system would provide equal access to all children in Alachua County and would serve as a coordinated hub of information.

Help all Children/Youth Thrive – the Magic Wand

During individual interviews, Trust staff shared their thoughts on the most effective method for helping all youth in Alachua thrive. Equal access to services and opportunities was iterated by most interviewed. They also stressed that offering more services for prenatal through age five, and added parental support would serve as prevention for many of the issues which are problematic later in childhood. A county-wide, aligned literacy program, on-going opportunities for the Trust to hear from families from all parts and ethnicities of Alachua, and added behavioral supports for children were also suggested.

Trust Focus for the next Three to Five Years

The first priority for the Trust should be to establish a strategic plan, goals, and measurable indicators. Currently, the Trust funds programs rather than addressing gaps in services.

Staff identified current gaps in mental health services, transportation, services for prenatal through age five, and violence prevention. Staff would also like to see additional organizational and structural support offered to partners and providers to enable them to operate more effectively and become sustainable. These steps will enable them to serve additional children and families.

Additional focus areas referenced, though not as often as those above, included:

- ◆ *Accountability for providers*
- ◆ *Behavioral supports for children and training for adults*
- ◆ *Career exploration, talent development, apprenticeships*
- ◆ *Collaboration*
- ◆ *Community communication*
- ◆ *Community voices in decisions*
- ◆ *Education*
- ◆ *Health*
- ◆ *Safety*
- ◆ *Summer/afterschool*
- ◆ *Fund areas not funding currently*

Strengths

The level of community engagement and buy-in was the most discussed strength. The level of funding provided through tax-payer dollars is evidence of community support. The level of collaboration and relationships built within the community and with providers is also evident.

The Trust staff itself is another strength. The expertise of staff and their experiences in various areas, along with their caring nature make the team the right fit to serve the children of Alachua County. Added strengths highlighted are the adaptability of the Trust, diversity of the staff, and focus on equity. The listening tour was an attempt to give the community a voice, which is also viewed as a strength.

Struggles

The area most noted as a need for improvement is building relationships and trust with the community. Since the Trust is a fairly new organization and has had changes in leadership, the community is not aware of the organization or what the Trusts funds. The Trust needs to also ensure there is equitable access of services across the county in order to build those relationships. Staff recommended reaching beyond Gainesville to ensure children in rural areas also have access to services.

The current contract, invoicing, and fiscal processes need to be revised. The current processes make accessing funds difficult for many organizations. If the Trust will begin staggering funding cycles throughout the year, Trust staff will have the capacity to provide application and process support to partners. The investment in supporting partners will empower them so they are able

to make a greater long-term impact.

Trust Goals and Indicators

Trust staff participants were unanimous in agreeing two out of 15 indicators are useful and should continue to be used. Participants were not as enthusiastic about the remaining 13 indicators (Exhibit 3-9).

**Exhibit 3-9
Percent of Trust Staff who Find Trust Indicators Useful**

Goal	Indicator	% Find Useful
All children are born healthy and remain healthy.	A. Percent of low birth weight babies	89%
	B. Rate of hospitalizations for self-inflicted injuries	50%
	C. Rate of bacterial STDs	50%
	D. Rate of child food insecurity	67%
All children can learn what they need to be successful.	E. Percent of children ready for Kindergarten	100%
	F. Percent of 3 rd grade students proficient in English.	78%
	G. Percent of 8 th grade students proficient in reading.	67%
	H. High school graduation rate	89%
All children have nurturing, supportive caregivers and relationships.	I. Rate of children subject to maltreatment	88%
	J. Rate of youth arrests	63%
	K. Number of children in out-of-home care	57%
All children live in a safe community.	L. Social Vulnerability Index percentile	38%
	M. Percent of household with severe housing problems	100%
	N. Rate of violent crimes	88%
	O. Rate of non-fatal motor vehicle traffic related hospitalizations among children aged 12-18	71%

Several participants suggested that the rate of bacterial STDs be removed as an indicator for Goal 1, as it is a focus for the health department. Some questioned the impact the Trust ultimately has on the graduation rate of students, and how the impact of Trust-funded programs can be measured in relation to the rate of maltreatment, rate of youth arrests, number of children in out-of-home care, percent with severe housing problems, rate of violent crimes, and rate of traffic-related hospitalizations among children.

Because of the breadth of goals and indicators, participants suggested that the Trust should better define its lane of impact and focus. Trust staff recommended analyzing the data and measuring the disparities to determine if Alachua County is moving toward greater equity.

Participants recommended the addition of the following indicators:

- ◆ *Maternal prenatal/postnatal care*
- ◆ *Additional indicators focusing on early years*
- ◆ *Morbidity rate for maternal women*
- ◆ *Rate of infant mortality*
- ◆ *Well-being of the child*
- ◆ *Measure disparities*
- ◆ *Measure equal access*

Trust Principles

Trust staff expressed a desire to move toward funding more innovative programs that address existing gaps in service. They feel a responsibility to the taxpayers and expressed a desire to continue being transparent and improve structures to make funding accessible. They feel the Trust should support the infrastructure of providers/partners. The infrastructure would enable a greater impact on the most vulnerable.

Several shared the need to measure the impact of funded programs with support structures in place to address situations where no impact is found. There are concerns over funding services that do not directly address gaps, resulting in duplication of funding.

The staff feel the principles should be revised to make the wording easier to understand. As the principles stand, one staff verbalized they are “overly vague and too difficult to prove.” Others called the principles “wordy” and “too long.”

According to participants, the principles most visible to staff are ensuring initiatives are “evaluated in an open, transparent, and competitive manner,” and initiatives “ensure accessibility to universal supports for all children 0 to 18” (Principles 7, 10, Exhibit 3-10). The principles needing the most improvement within the Trust are ensuring initiatives are “prioritized based on the highest educational, social, or emotional outcome value” and innovative initiatives that “coordinate comprehensive systems of support and delivers those supports in collaborative ways” to provide collective impact are funded (Principles 2, 6).

Exhibit 3-10
Percent of Partners and Providers who Feel Trust Abides by Principles

Principle	% Find Useful
1. Initiatives should ensure accessibility to universal supports for all children 0 to 18 and their families, targeted supports for those who need additional help, and place based supports for those with the greatest need.	86%
2. Innovative initiatives should be funded that coordinate comprehensive systems of support and delivers those supports in collaborative ways that allows the Trust to achieve collective impact.	57%

Principle	% Find Useful
3. Initiatives shall be evaluated based on their ability to ultimately impact all children, directly or indirectly, with a priority for long-term continual return on investment.	75%
4. Initiatives must be measurable with priority given to a comprehensive system of supports that provide for prevention, timely intervention, and services that strengthen families and produce achievable results.	75%
5. Initiatives must be aligned to a documented gap or need.	78%
6. Funds will be invested and initiatives will be prioritized based on the highest educational, social, or emotional outcome value.	38%
7. Initiatives will be evaluated in an open, transparent, and competitive manner in order to ensure equitable results and confidence in the process.	100%
8. The Trust values fiscal and operational accountability and will fund partners in a manner that rewards efficiencies, takes advantage of economies of scale, and maximizes services to children or family members/support members in order to meet the educational, social, emotional, and/or physical health.	63%
9. The complete portfolio of Trust investments shall be reviewed to ensure that Alachua County children and families have equitable access to services that will work to increase racial equity.	63%
10. Prior to any funding decision, the direct impact on children must be the primary consideration.	75%

When asked if the Trust demonstrates accountability, collaboration, transparency, equity, and stewardship, most agreed that more accountability and collaboration are needed among the Trust, providers, partners, and the community. They identified that equity is not necessarily part of the mission of the Trust but that it should be. Participants agreed that they would like to see the Trust doing more to demonstrate all of these traits.

Stakeholder Group – Data Party Participants

The final area of input came from steering committee members, staff, and others who participated in the data party. Representative participant responses are provided in the tables that follow. Overall:

- ◆ Participants noted some areas of surprise in each data set (parent/caregiver, youth, provider/partner).
- ◆ Participant reactions covered the spectrum as to whether the data were better, worse, or about as they expected they would be.
- ◆ Participants generally felt that the parent/caregiver data were more positive than those of the youth. They questioned whether the youth were sharing their concerns with their families.
- ◆ Participants came away with a variety of opinions regarding the specific calls to action the data indicated, but some of the most prevalent opinions were to:
 - share the results with other community organizations, including the school district
 - collaborate with other community organizations to address transportation safety, and mental health areas

Review of Parent/Caregiver Data

Data Party Question	Selected Participant Responses
<p>What are the data telling you?</p>	<ul style="list-style-type: none"> ◆ Difficulties accessing/utilizing existing resources, especially for children with disabilities (transportation, accessibility). ◆ Health is priority. ◆ Improvement is needed throughout the county. ◆ Inclusions for children with disabilities (school community) desired by caregivers/parents with support from existing programs. ◆ Kids may not be communicating their safety concerns (#1 concern) when 73% of parents think their kids are safe, and 48% of parents don't feel supported housing kids. ◆ Parents are struggling - day to day/can't afford childcare/healthcare activities. ◆ Parents can't feed their children. Transportation challenges in rural areas. ◆ Sense of community is a strength that parents would like to see expanded more.
<p>What really stands out?</p>	<ul style="list-style-type: none"> ◆ Limited healthcare options. ◆ 29% of parents would be interested in classes on meditation/yoga [for their children]. ◆ 40% of youth don't have adult supervision sometimes. ◆ 40% of families struggle with having enough food, 81% feel good about VPK but 37% struggle to find good daycare. ◆ Need to address ongoing issues around early care of education access. ◆ Children with special needs - concerns/Transportation issues/6 months for kids to be evaluated for special needs. ◆ Lack of basic needs. ◆ Need for more mental health supports. ◆ Need for stronger sense of community/informal support networks (e.g., family, friend, neighbor), desires for safety in environment/spaces. ◆ Parents need help with special needs support for evaluations. ◆ The parents did not think mental health was a need.
<p>Based on the data, what actions does the Trust need to take?</p>	<ul style="list-style-type: none"> ◆ Access for more food/out-of-school tie [time] activities. ◆ Connect with community partners. ◆ Create rural committee to inform Trust regarding services.

Data Party Question	Selected Participant Responses
	<ul style="list-style-type: none"> ◆ <i>Do a deeper dive into some of the areas.</i> ◆ <i>Education of parents of resources & supports.</i> ◆ <i>Funding programs to help families with children that have special needs - find organizations that offer these specialty programs.</i> ◆ <i>I believe the Trust can be a real advocate to help get our institutes like UF, City, County, and others to lean in more!!! We need to claim the space as a community expert and tell the community institutions what we need for our kids & parents.</i> ◆ <i>Mental Health or is that a school responsibility?</i> ◆ <i>Micanopy a model for rural communities? Trust the connector. Trust the connection.</i> ◆ <i>More MH related programs continue support for daycare, summer programs.</i> ◆ <i>More overall child + family support to providers to expand their work.</i> ◆ <i>Neighborhood based initiatives. Transportation. Strong after school programs. Mental health. Awareness of tutoring programs.</i> ◆ <i>Support overall health (medical, dental, mental).</i> ◆ <i>Consider childcare support at some level outside of the qualifications.</i> ◆ <i>There are a lot of needs. Defining our roles & the roles of others.</i>

Review of Youth Data

Data Party Question	Selected Participant Responses
<p>What are the data telling you?</p>	<ul style="list-style-type: none"> ◆ <i>20-25% don't feel safe at home or at school and are not encouraged at school.</i> ◆ <i>About 1/2 of youth residents didn't feel their neighborhoods are a good place to live and safety seems to be a high concern.</i> ◆ <i>High percent feel connected to others & hopeful, but a huge number say that they felt sad 2+ weeks.</i> ◆ <i>Access to recreation/after school.</i> ◆ <i>Safety/teachers supportive of students/adult mentors</i> ◆ <i>Half of youth don't like living in Alachua [County]; aren't engaged & feeling cared about at school; a third aren't receiving routine preventative care; lack social connections, and identify safety and major issue.</i> ◆ <i>Kids don't feel safe.</i> ◆ <i>Lots of community strengths - especially connections among youth.</i> ◆ <i>Lots of kids are vulnerably housed. Lots of kids don't feel safe.</i> ◆ <i>Medical care check ups are low.</i> ◆ <i>Teachers appear to be an issue in schools.</i> ◆ <i>Safety is an issue mental health.</i> ◆ <i>More optimistic overall.</i> ◆ <i>More services needed.</i> ◆ <i>Need safer neighborhoods with hubs</i> ◆ <i>Safety is a problem. Transportation is a problem.</i> ◆ <i>The community needs are not being addressed.</i> ◆ <i>There are areas that we can easily improve.</i> ◆ <i>There is a need for neighborhood-based support systems, lack of access/afterschool activities, transportation challenges, lack of mentors, and concerns for health care.</i> ◆ <i>There is work to be done.</i>
<p>What really stands out?</p>	<ul style="list-style-type: none"> ◆ <i>27% aren't hopeful about the future.</i> ◆ <i>28% sad for 2+ weeks</i> ◆ <i>49% of teachers help my self-esteem, mental health</i> ◆ <i>Are we losing these lads to gangs and violence?</i>

Data Party Question	Selected Participant Responses
	<ul style="list-style-type: none"> ◆ <i>Design for improvements to build environment + facilitators for community participation. e.g. for safe spaces for youth and safe way for transportation</i> ◆ <i>Discrepancy between "have" and "need", ex. parks, speaks to disparity.</i> ◆ <i>Half do not consider neighborhood as a good place to live.</i> ◆ <i>Improve safety #1 in neighborhood need for kids.</i> ◆ <i>Kids don't feel overall that they are learning useful things or that teachers build self-esteem.</i> ◆ <i>Meaningful "life skills"</i> ◆ <i>Mental Health</i> ◆ <i>Disengagement at school; feeling "not cared" about.</i> ◆ <i>The need to add activities for youth.</i> ◆ <i>Transportation</i>
Based on the data, what actions does the Trust need to take?	<ul style="list-style-type: none"> ◆ <i>Close interaction with the school board to address transportation Issues.</i> ◆ <i>More interaction with city/county to address safety.</i> ◆ <i>Find way to fund new programs for youth/Transportation for afterschool programs</i> ◆ <i>Existing programs to facilitate solutions to some of these issues (e.g. provide transportation to existing afterschool or summer programs).</i> ◆ <i>Get YRBS [Youth Risk Behavioral Survey] done here.</i> ◆ <i>Investments in neighborhood-based programs, awareness; access to healthcare, mentor programs, transportation.</i> ◆ <i>Prioritize funding on when we can do the most good.</i> ◆ <i>Programs for safety</i> ◆ <i>Share these concerns to the school district.</i> ◆ <i>Fund mentoring programs.</i> ◆ <i>Support safety, support mental health providers, advocate to city/county to support collaborative transportation plan, share data with school board, city/county, UF, etc.</i> ◆ <i>Think about how we empower community members to create more programming.</i> ◆ <i>Work with people that can easily change the majority of the issues children and youth have.</i> ◆ <i>Work with youth on safety & feeling connected.</i>

Review of Provider/Partner Data

Data Party Question	Selected Participant Responses
<p>What are the data telling you?</p>	<ul style="list-style-type: none"> ◆ Majority of providers are seeing issues related to MH [Mental Health] as top calculation. ◆ More collaborations needed providers/funders/schools ◆ Partners/providers are aware of significant community needs, need to be addressed at a systems level. ◆ Providers request more training/capacity building. ◆ The community does not know who we are. ◆ Trust can do more in areas.
<p>What really stands out?</p>	<ul style="list-style-type: none"> ◆ Complaints about the school system. ◆ Data focused on struggles & solutions. Many comments about coordination/networks. ◆ Mental health for youth. Staffing concerns. ◆ Need to understand and strengthen connections across programs and with the tangent populations. ◆ Providers are continuing to struggle to find staff which in turn impacts waitlist #'s. Need help finding staff/staff dev to support program expansion. ◆ Staffing concerns and wrap-around services once root causes have been identified. ◆ That literacy/academic supports were not a higher priority. ◆ The need for providers & CTAC to work together to identify funding opportunities. ◆ The pilot recommendation program. (Good idea). ◆ Working with smaller organizations to address county challenges, community engagements
<p>Based on the data, what actions does the Trust need to take?</p>	<ul style="list-style-type: none"> ◆ 1. Make presentations to important partners on what we learned. ◆ 2. Help train volunteer/interns to work at a not-for-profit. ◆ Collaborate, make it a priority, and get the word out in each community. ◆ Consider looking at providers that are fiscally sound & fund those programs so they can erase waiting lists. ◆ Find innovative organizations to fund. ◆ Coordinated system of supports. Pilot programs. System mapping - leading to connecting providers. ◆ Coordinating with other funders to help increase outreach & sustainable solutions. ◆ Fund collaborative efforts. Work with other funders. Invest in sustainable infrastructure. ◆ Have to bring value to profession of working with youth.

Data Party Question	Selected Participant Responses
	<ul style="list-style-type: none"> ◆ <i>Incorporate collaboration</i> ◆ <i>Bring together! Specifically in professional development.</i> ◆ <i>More community awareness. Give every child a shirt. Signs at every provider door and yard. Do more for special needs. Funding pilot program ideas. Strength fiscal department. Fund grassroot programs.</i> ◆ <i>More solutions for mental health.</i> ◆ <i>Trust needs to increase community & provider engagement, offer opportunities outside of a board meeting for community input (community advisory board, etc.)</i> ◆ <i>Increase focus on support for MH [Mental Health] programs.</i> ◆ <i>Understand areas programs are currently supporting and how they might be connected. Where are we funding (geographically & by area).</i>

Chapter 4

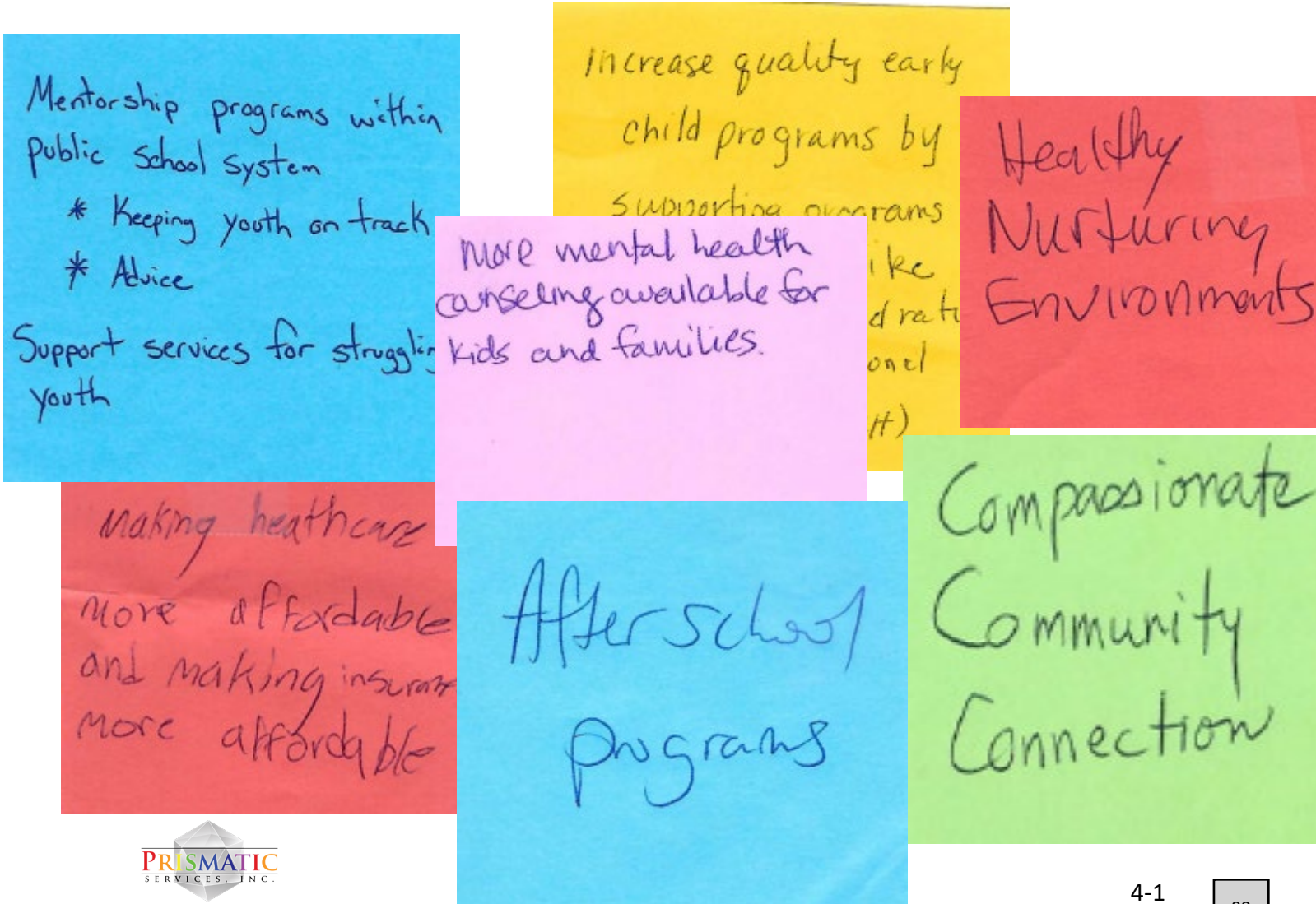
What We Heard

This chapter provides a compilation of all activity and stakeholder results from the Listening Project categorized by strengths, opportunities, and perceptions.

Strengths

Alachua County, as a community, demonstrates a willingness to come together to make sure children have equal opportunities in life. There are many organizations designed to support education, health, overall well-being, and opportunities for children. The community supports in place have made positive impacts on children for many years.

The Trust has a staff with backgrounds in the “right areas” to help provide guidance to providers and help organizations become sustainable. The providers in the county have a strong desire to collaborate and align efforts to meet the needs of children. Many have adapted their services over the years as needs have changed. Their adaptability and advocacy for children is what made the Trust possible.



Opportunities

Day-to-day life is different for children and families in Alachua County based on where they reside. Families may not have access to transportation, healthcare services, recreational opportunities, libraries, prenatal supports, afterschool care, childcare, or educational opportunities in some rural areas. Families in some neighborhoods do not feel safe because of the amount of gun violence and drug use around their homes. The lack of access to services, combined with safety concerns, perpetuates inequity.

Residents do not have a place to go to learn about all of the services available. Many parents/caregivers ask around to try to find information when they need services. Providers are not aware of all of the services and resources available, just what they happen upon in conversations and meetings. The first step to bridging the gaps in services is to identify the services and resources available and make that information accessible to families and providers.

Exhibit 5-1 provides the service and resource gaps in Alachua County most frequently noted by Listening Project participants.

**Exhibit 4-1
Services and Resources Needed**

<p>Afterschool & Summer</p>	<ul style="list-style-type: none"> • Additional opportunities • Homework help • Recreation • Free or scholarships • More programs • Summer camps 	<p>Children & Youth Support</p>	<ul style="list-style-type: none"> • Mentor program • Program for teen parents • Employment opportunities • Support groups • Counseling & Behavioral support
<p>Education</p>	<ul style="list-style-type: none"> • County-wide literacy plan • Vocational training • Tutoring • Scholarships • Apprenticeships • Career Exploration • Career Center • Affordable/accessible PreK 	<p>Schools - General</p>	<ul style="list-style-type: none"> • Community elementary schools • Revised disciplinary approach • Safety patrol • Mental health counselors • All treated with respect • More clubs • Students select classes • Relevant coursework • Improve school meals
<p>Schools - Transportation</p>	<ul style="list-style-type: none"> • Separate elementary and high school students • Address bullying • Safer bus stops • Provide late buses 	<p>Schools - Facilities</p>	<ul style="list-style-type: none"> • Clean/Upgraded bathrooms • Fix air conditioning • Better desks • Facility upgrades so all schools have same quality • More playgrounds
<p>Recreation & Activities</p>	<ul style="list-style-type: none"> • More public sports facilities • Greater variety of sports options • Free/subsidized sports • Larger recreational facility, open daily • Field trips • Playgrounds, Trails, Parks, Pool • Arts, Crafts, Clubs, Cooking, Dance 	<p>Health</p>	<ul style="list-style-type: none"> • Hospital/healthcare accessible in rural areas • Dental screenings • Health insurance • 24-hour EMS • Address childhood obesity • More programs Prenatal-5 • Behavioral support training • Mental health counseling

Safety	<ul style="list-style-type: none"> ● Add police substation ● More police patrols in communities ● Violence prevention ● Gun safety/awareness ● More lights ● Safer roads, better road maintenance 	Public Transportation	<ul style="list-style-type: none"> ● Increase services ● Keep it free for children ● Expand to rural areas ● Larger buses ● Add sidewalks ● Safer and closer bus stops ● Shelter and bench at bus stops
Resources	<ul style="list-style-type: none"> ● Database of services ● Larger library ● Technology access ● Communications about resources 	Parent Support	<ul style="list-style-type: none"> ● Parenting classes ● Family life center ● Family counseling

Perceptions

The Trust is still considered a new organization. According to those participating in this project, residents are not well-informed about the Trust and its mission, and the Trust is not yet embedded and engaged in the community. Several parents had not heard of the Trust prior to being invited to participate in the Listening Project.

Those seeking funds and denied are not made aware of why they are not funded and do not receive the support to successfully be funded in the future. There is a perception that preferential funding is given to the school system and previously funded organizations. One participant stated, “whatever the school board wants, the school board gets.” All Trust goals do not currently receive the same level of funding and the community does not feel that explicit funding goals have been communicated. These situations lead the community to believe that funding decisions are not equitable or transparent. Furthermore, current funding processes tend to block new organizations from accessing funds.

There is no structure in place for funded providers to report impact and results. Some view the current funding process and lack of accountability to demonstrate that the Trust is funding programs and “silos” rather than addressing the gaps in services that are aligned to Trust goals.

The desire is for a collaboration between the Trust, community, and providers so they can work together to align services and cover existing gaps. A systematic, coordination of agencies is needed to provide equal access to all families and children in Alachua County.

Chapter 5

This chapter provides a summary of conclusions the consulting team gleaned from Listening Project activities, followed by recommendations. Recommendations are divided into Priority Issues and Strategic Planning areas.

Conclusions

Much of the input gathered in this Listening Project can be tied to the relatively short roots of the Children’s Trust in Alachua County. Fiscal years 2019 and 2020 were largely focused on start-up operations – hiring staff and laying organizational foundations. Nevertheless, inaugural goals and indicators were adopted by the Trust in August 2020. Since 2020, the Trust has experienced turnover in leadership (both on the board and in the CEO position) and dealt with the impacts of COVID-19, which hugely impacted youth and all the systems educating and supporting them.

At this stage of organizational development then, it is not surprising that the Listening Project found that many county residents have not yet heard about the Trust, or that some providers expressed confusion over how it works. In some ways, the Trust is newly rooted and just starting to flower. Nevertheless, these non-surprising findings highlight the work that the Trust should consider undertaking in its next season of growth.



Major conclusions the consulting team gleaned on this project include:

- ◆ On surveys and in focus groups, many parents/caregivers and youth indicated that Alachua County is a good place to raise children, a good place to grow up, and that the best thing about their neighborhood is their friendly neighbors and a sense of community. Many also pointed out that the county is quiet, peaceful, and beautiful, with ready access to nature. These are strong community assets from which to build an even stronger community.
- ◆ The Trust has a considerable amount of likeminded partnerships available in the county. The Trust is not the only sincere, committed organization with goals related to improving the lives of youth and families in the county.
- ◆ Parents/caregivers are able to select a school for their children from a variety of public and private/charter school options.
- ◆ Alachua County is home to both Santa Fe College and the University of Florida. Both educational entities offer key resources, services, and potential to residents.
- ◆ With nearly 51,000 children/youth in the county, the Trust’s estimated \$8 million in annual funding to allocate among programs and services amounts to just \$157 per child. Poorly allocated, this limited amount of funding would have minimal impact in achieving the first part of the Trust vision to “facilitate equitable access and opportunities for all children and families” in the county.
- ◆ The county’s Latino community (11% of the population) has felt ignored by previous Trust funding and activities. The Trust has only had a bi-lingual community engagement coordinator on staff for a little over a year. Limited English fluency and a lack of competency in American culture among new immigrants are current barriers. As of March 2022, the GINI Project noted that the county has not yet achieved the “Welcoming Standard” to which the county began aspiring in 2016.
- ◆ Both youth and parents/caregivers noted problems with the school district. Some families have struggled to obtain needed services for their children with disabilities. Some families, disappointed in the school district, moved their children to charter or private schools. Youth in more rural areas bemoaned the lack of after school enrichment opportunities available through their school. On the 2022 state assessments, only 50% of Alachua County 3rd graders were proficient in English language arts (compared to 53% statewide).

Through interactions with various school district representatives in completing the work of the Listening Project, the consulting team found that most were unaware of the Trust or its explicit partnership with the school district, as evidenced by the inclusion of a school board member and the district superintendent on the Trust board of directors. While generally helpful, an understanding of the potential impact of the Trust on the

school district’s core mission of educating most county youth ages 5-18 was largely absent among district staff.¹

The Trust cannot fund programs under the exclusive jurisdiction of the school district. However, this dividing line appears to have led to the Trust's tendency to ignore the school district's struggles and shortfalls, even as it seeks to see that “all children can learn what they need to be successful.”

On the parent/caregiver survey, 73% of those living in Gainesville felt that their children were getting a good education at their schools. That percentage fell to just 38% of parents/caregivers living in the city of Alachua. Only 63% of parents/caregivers overall felt that their child’s VPK/preschool program was doing a good job of preparing their child for kindergarten. On the youth survey, just 54% of middle/high schoolers felt that they were learning useful things at school. Perhaps as a result, only 70% felt that school is important for reaching their future goals. Adults and youth pointed to a number of unmet needs for mental health services – this has traditionally been an area school districts have only been able to partially meet in typical years and the need across the country has substantially increased in the wake of COVID-19.

- ◆ Among stakeholders who do not live in Gainesville, there was a strong desire to ensure that the Trust does not forget about them. They want to benefit from at least a portion of the Trust funding and focus, with some promoting the idea that their needs exceeded what a split by population size alone would allocate to them. Gainesville is home to 75% of the total population and to 61% of the child population in the county. There was a similar theme regarding East versus West Gainesville.
- ◆ Public transportation is a mixed bag in Alachua County. Where public transportation via the UF-supported bus system is available, it was highly praised by parents/caregivers. The decision to allow children to use public transportation for free was particularly praised. However, public transportation opportunities essentially end where UF interests end, leaving many more rural residents with limited options. Project participants noted this as impacting a number of areas:
 - On the survey, 29% of Micanopy parents/caregivers stated that a lack of transportation was a challenge in getting good health care services for their children.
 - 39% of High Springs parents/caregivers stated on the survey that a lack of transportation kept them from attending local activities. 35% of youth not living in Gainesville stated the same thing on the youth survey.

¹ The one strong exception to this observation was Dr. Anntwanique Edwards, who is the Chief of Equity, Inclusion, and Community Engagement for the school district.

- ◆ Parents were displeased with the lack of equal, county-wide access to quality services (childcare, healthcare, education, afterschool/summer opportunities, tutoring, mentoring, recreational facilities, etc.). Youth reiterated the same concerns regarding access.
- ◆ Perceptions of neighborhood safety varied across the county. Among parents/caregivers, 94% of Micanopy residents noted on the survey that they feel their children are safe in their neighborhood. This dropped to 75% among Gainesville residents and dropped further to just 43% of residents in the city of Alachua. Among Gainesville youth, 28% noted on the survey that it is not safe to hang out outside in their neighborhood, compared to just 14% for youth outside Gainesville.
- ◆ The Trust has not yet established ongoing “listening” mechanisms, in order to hear from various community constituencies on a regular basis. This was reflected in a number of comments from partners, providers, parents/caregivers, and youth across surveys, focus groups, and community meetings.
- ◆ The Trust values have not yet been defined or operationalized. Through the Listening Project we sought input on potential Trust values, which included - Accountable, Transparent, Collaborative, Stewardship, and Equity. Partners/Providers who participated in the Listening Project favored aspirational values of Transparency, Collaboration, Equity, and Accountability for the Trust.
- ◆ The current Trust guiding principles are confusing for stakeholders. Moreover, they do not clearly define how the Trust will prioritize or allocate funding.
- ◆ The current 15 Trust indicators, while deemed “useful” by many stakeholders, are not items the Trust can look to in order to measure the Trust’s specific impact. For example, one indicator is the “rate of child food insecurity.” Ideally, Trust efforts and funding of providers to address child food insecurity would have an impact on the issue. However, there is no way for the Trust to separate out the specific impact of its efforts on that indicator from other efforts to impact the same area, or to tease out Trust impact from larger economic trends. Finally, none of the current Trust indicators are truly its “own.” Rather, they provide a dashboard of the larger context in which the Trust operates, not metrics against which the Trust’s efforts can be directly measured. They are part of the landscape, not the results of the Trust cultivation.
- ◆ The Trust’s efforts to evaluate the outputs and outcomes of its funded programs are still in development. The Trust adopted its data collection and management policy in September 2022. This policy contains the seeds for how the Trust will assess the impact and import of funded programs on youth and families. As yet unresolved is how the Trust’s current strategic planning will impact the evaluation of funded programs. Moving the needle on any of the Trust’s four goal areas (health, education, support, and safety) is a large task. The Trust may choose to focus on outputs instead of outcomes. The 2022 Annual Report largely focuses on outputs (primarily the number of youth

served by a program) and short-term outcomes (e.g., how many participants liked the program).

Recommendations – Priority Issues

These recommendations are centered around the areas identified as most in need of Trust support. As the Trust finalizes its new strategic plan, Prismatic recommends that it consider implementing these recommendations.

Adopt explicit dollar spend goals for each age group rather than for each goal.

The Trust has four established goals:

- ◆ *All children are born healthy and remain healthy.*
- ◆ *All children can learn what they need to be successful.*
- ◆ *All children have nurturing and supportive caregivers and relationships.*
- ◆ *All children live in a safe community.*

While few concerns were raised by partners, providers, staff, parents/caregivers, and youth regarding these goals, the allocation of funding by youth age group appears to have been a source of friction within the board and of concern to community members almost since the Trust's inception. In multiple interviews, concerns over the board supporting prenatal/birth-4 versus teens were raised, as if it was an either-or debate.

To address this, Prismatic recommends the adoption of explicit annual funding goals for approximately half of the anticipated \$8 million in tax receipts in this manner:

- ◆ Prenatal and Birth to 4 years old – \$1.3 million per year (based on comprising 32% of the youth population)
- ◆ 5-10 years old (elementary school years) – \$1.3 million per year (based on comprising 32% of the youth population)
- ◆ 11-18 years old (middle/high school years) - \$1.4 million per year (based on comprising 36% of the youth population)

Several partners and providers recommended spending more for children in the prenatal/birth-4 category, as research supports the long-term positive impact of prevention efforts with this group. The Trust could consider doubling the base support amount for this group, recognizing the likely benefits that will be reaped once the children grow and enter Kindergarten better prepared.

The remaining available program funding could be used to fill gaps in funding towards the Trust's four goals. This would mean that it could be possible, for example, for programs serving

11 to 18-year-olds to ultimately receive more than \$1 million in annual funding, but a floor of \$1 million would be assured.

Address the transportation divide. The topic of transportation bubbled up throughout this project. Families within Gainesville were grateful to be able to have access to free transportation for their children. On the survey, a sizeable portion of parents/caregivers in each city noted that a lack of transportation limited participation in local activities; a number also noted that the lack of transportation impacted their ability to get health care services for their children. Youth in rural areas noted they lacked access to transportation and therefore had what felt like no opportunities for activities outside of school hours.

Nationally, nearly every school district is struggling with retaining enough bus drivers to meet regular school day needs. Youth in the focus groups noted the lack of local drivers impacting their school day transportation. Although the school district offers an extended day enrichment program in many of its elementary and middle schools, it does not offer transportation home from that program, nor does it offer generic “late” buses for middle/high students who stay after school for tutoring, sports, or clubs. Several of the high schools note on their webpages that “clubs and other organizations” meet after school. The school district’s original 2022-23 budget reflects a common challenge among school districts – 79% is budgeted for staff salaries and benefits. Just 4% of the total budget was spent on transportation in 2021-22.² The state appropriated funding for student transportation in 2022-23 that likely covered less than half the district’s overall transportation costs.

The overall result is a transportation divide – youth with families that have the time and resources to pick them up after school can participate in enriching opportunities; those without similar resources are left out. The Trust should seek to fund programs that either meet the transportation needs of the youth served, provide services in such a way that transportation is not a barrier to participation, or perhaps simply fund transportation as a bridge to existing programming.

Incubate new programs. In its short history, the Trust has funded a number of established programs that typically rely upon donations and grant funding, such as Boys & Girls Clubs. Moreover, the Trust has funded some of the same programs for several years – of the 46 programs funded in fiscal year 2020, 39% were also funded in 2022. What does not appear to have been strategically determined by the Trust is whether to fund the “grassroots or the orchard” or whether to allocate some portion to the grassroots and another portion to the orchard.

The data gathered in this project clearly show that there are services and program “deserts” in the county. The Trust should not wait for a fully formed program to spring up in these areas, but should actively seek out community members who are able to lead new ventures in these areas. The Trust should establish a “seed” program to incubate new organizations or those not

² Exhibit A-1, Superintendent’s Annual Financial Report (ESE 145).

previously funded by the Trust to access funding. The Trust could provide strategic planning, finance, marketing, and structural support for the first 2-3 years.

It should also offer ongoing support/training sessions and easy-to-understand materials/videos to assist organizations, particularly small ones, with all things related to the Trust (pre-application process, applying for funds, applying for reimbursement, program expansion, fundraising, communicating with the community, etc.). The Trust should consider offering microgrants of \$5-\$7,000 that come with lower application requirements. Programs that perform well with a microgrant could then be advised on how to compete for larger amounts of funding in the next year.

Support community centers and sports. Outside of Gainesville, many community needs focused on poorly funded/nonexistent community centers and a lack of free/low-cost sports opportunities for youth. On top of this was an undercurrent of a lack of opportunities for teens to interact with peers. On the survey and in focus groups, teens noted a lack of mentors, a lack of close friendships, and challenges in meeting other teens. One of their most-requested neighborhood improvements was for playgrounds, parks, and sports facilities. When asked on the survey what afterschool activity would interest them, a majority indicated some kind of sport. Some parents in the focus groups decried the lack of free, organized sporting opportunities for their children while others noted a lack of opportunities for youth with developmental challenges or disabilities to engage in play with other youth. The Trust should collaborate with parks and recreation departments in the county to understand the current efforts and plans already in place to address these needs and identify ways the Trust can contribute to the facility improvements and scholarships to remove the financial barrier currently preventing some youth from participating.

Become the marketplace for interns and community supporters/organizers. The county has a wealth of individuals available and in need of experience and/or service hours as they pursue education and career goals. This extends beyond just free interns from UF and Santa Fe College. Some high school programs require service hours for students and there are others willing to intern and volunteer in organizations and in the community itself. At many of the survey locations were parents/caregivers who want to mentor and help revitalize a preexisting structure into a community center or create a new facility altogether. The parents are very involved in their children's lives. Interns want credits and parents want their kids to have a brighter future. The Trust is in the perfect seat to collaborate with higher education entities to recruit interns to help support local organizations. This is a natural partnership that is a win for everyone.

Become the county fulcrum for information. Survey respondents and focus group participants noted the lack of a central information resource for family/youth opportunities, supports, and programs. On the parent/caregiver survey, 40% indicated their school-age children are home alone after school at least some of the time – this figure increased to 52% in High Springs and 59% in Micanopy. In one focus group, parents began exchanging information about available programs with each other. They asked for something more comprehensive than the United Way 211 referral system, which they termed as being mostly focused on crisis intervention

services. On the provider survey, 43% stated they currently have a waiting list of families/youth, but 40% also stated that assistance in communicating with their target community would help them grow, improve, or thrive.

The Trust should partner with county providers and agencies to complete a community mapping of services available across Alachua County (health, educational supports, childcare, recreation, parks, food sources). The Trust could be the connective tissue and solicit new providers for areas of need, then be instrumental in addressing the identified gaps that are aligned with Trust priorities.

Following the service mapping process, the Trust should consider embracing a leadership role in creating and maintaining a centralized online database of resources for families and youth. This could highlight funded providers but should include all county opportunities, supports, and programs. Once developed, it should be offered in at least English and Spanish.

Recommendations – Strategic Planning

These recommendations are centered around the systems upon which the Trust should consider growing. They are not specific to identified priority areas, but rather focused on how the Trust should measure its impact and adjust its focus.

Listen continually. The consulting team heard multiple times that the Trust has not been in the field, has not engaged with the community, has not visibly listened before now. The Listening Project was an important step in addressing these perceptions and Prismatic recognizes that Trust staff has previously been in the field and worked to engage with the community. To continue this work, the Trust should establish youth and parent/caregiver advisory committees, and a regular community survey process.

The youth/parent advisory committees should be tasked with providing feedback on ongoing Trust activities, which could include having a role in program funding decisions and evaluating the impact of funded programs. As part of this project, Prismatic collected contact information for 17 youth and 156 parents/caregivers who expressed interest in serving on a potential advisory committee. Prismatic recommends that the Trust also extend an annual invitation to representatives of middle and high school student government for membership in the youth committee.

The formation of a Trust Collaborative that includes partners, providers, local agencies, and community and faith-based partners that meets regularly would provide a direct connection with those serving the community who can help bring attention to both existing community services and gaps in services.

Key questions or constructs on an annual or semi-annual survey could form a valuable operational metric for the Trust. One of the best uses of survey data is not a one-time data collection, but regular collection so that an organization can see whether it is moving the needle in an area. This “Voice of the Family” check should help guide the Trust in annual

adjustments in focus. Actively listening to the community, publicly and regularly, will also serve to build and maintain rapport with community members.

Communicate regularly. The Trust needs to be more consistent in its communication with the public. They have made great strides in certain areas but in many communities, families know nothing about the Trust or its work. Residents need to hear about the work the Trust does. They need to know the impact taxpayer funds have on the children in the county. It was suggested to make shirts and develop a slogan that will be remembered, something that will spread the word about the Trust and have a positive impact on its image. More strategic, ongoing community outreach and messaging will help the community understand the reason for the investment, and let families know about the partnerships and services available, ultimately helping more children access services.

Programs that the Trust funds should be held accountable for promoting their work on social media, thereby promoting their efforts and recognizing the support of the Trust. Most Alachua County households have Internet access and it is likely that most parents/caregivers access social media. It's almost a certainty that most youth of Alachua County access social media.

Leverage community. The Trust staff should join and/or continue to be a part of the myriad of other organizations working towards similar goals, such as the GINI Project, as well as those engaged in ongoing analysis of needs, such as Friendship 7. By itself, the Trust cannot realistically hope to meet all four of its goals. The Trust can bring to many committee and organization tables across the county advice, connections, and some funding, but only if the Trust is seated at those tables.

This work should include greater collaboration with the education community in the county, including the Early Learning coalition, private/charter school networks, and the school district. As part of this, the Trust should work specifically with the school district to see how it can support the district in addressing the current high level of school disengagement and lack of afterschool options in rural areas.

A large part of this work should include becoming the support system for new funding. The Trust has limited funding, but a wealth of grants exists. The challenge for many communities and non-profits is finding and effectively responding to grant opportunities. The Trust could become the trusted advisor to provide seed money for the launch of a new program in an area of identified need, then help the program to grow through expert assistance in securing external grant funding.

Revise Trust principles, then set measurable annual goals. Prismatic recognizes that this is likely already being discussed as part of the Trust's strategic planning process. Prismatic recommends that the Trust ensure that goals developed in that process are measurable.

Adopt better metrics of output and impact. The Trust's current 15 indicators should be replaced. The current indicators would likely work well as part of an annual environmental scan – any indicator that took a negative turn in a year could potentially become a focus area of

funding for the Trust in the following year. However, to assess the specific “work” of the Trust and the success of funded programs, Prismatic recommends that it adopt better metrics of its internal outputs as well as those of the outputs and impact of funded programs. The Trust should consider metrics such as:

- ◆ The percent of awarded funds spent by funded programs – anything less than 100% could indicate internal processing issues within the Trust or areas in which the program needs support. Simply put, money not spent represents lost opportunities for youth and families.
- ◆ The percent of funds spent on incubator versus established programs –Prismatic has recommended that the Trust accept the mission of watering these deserts, so it should also decide what its funding ratio should be.
- ◆ Program-level outputs – such as how many youth reached per dollar spent and how many hours of programming each youth received per dollar spent. The Trust is already showcasing some of these figures in its annual reporting. It should improve in this area by more completely compiling these data for review and analysis by its board and its standing advisory committees.
- ◆ Program-level outcomes – it is generally difficult to identify true long-term outcomes from programming for youth. The tutoring program provided when the child is five may not show its impact until state testing in the third grade. The afterschool program that provides a teen a safe haven each day may never hear about that student graduating from college. Positive long-term outcomes for youth with special needs are typically highly specific to each individual.

The Trust has already demonstrated a commitment to the collection of some short-term outcome data. Its 2022 Annual Report includes parent satisfaction ratings from surveys and such things as improvements in math concepts after participating in summer programming. Prismatic recommends that the Trust deepen its work in this area. While all programs are required to collect data and report on performance measures, the Trust could deepen its efforts in collecting and evaluating data on short-term outcomes. Prismatic recommends that all programs include a participant satisfaction survey developed with the assistance of Trust staff. The Trust could consider administering and hosting all the surveys in order to be assured of comparable quality across programs.

Deepening the work will require wrestling with questions about the real potential impact of short-term programs (such as a one hour presentation on a particular topic – this could be highly valuable in the case of new mother needing assistance with breast feeding but is likely less valuable in the case of a one-time class for middle schoolers on the generic benefits of reading). It will also require wrestling with how much additional funding programs should be provided so they can collect quality outcome data.

The Trust should also develop methodology to enable it to later assess long-term

impacts. For example, knowing which students participated in Trust summer programming for multiple years and which did not, would enable the Trust to later assess whether “Trust kids” achieved higher scores on state testing or were more likely to graduate from high school. Similarly, the Trust could assess whether “Trust babies” who were part of prenatal and early learning programs are healthy and reading on level in 3rd grade. General research indicates that youth who receive the additional supports the Trust funds should have better long-term outcomes. However, proving that it is true for the specific programs the Trust funds will provide the community with the confidence to continue to fund the Trust.

Finally, one measure of success should be whether incubated/new/small programs achieve independence from Trust funding. The Trust has limited funding; it should approach all funded partnerships with this question “How do we support you in rooting this program within the county, so that we can fund additional programs elsewhere?” For example, in 2022 the Trust funded Midnight Basketball offered by the City of Gainesville. A total of 180 students participated in five sessions. Now that the program has completed an inaugural season, how can it be sustained while being weaned from Trust funding?

Implementation Notes

As the Trust voluntarily sought to engage in this Listening Project, it is under no obligation to implement any of the Prismatic recommendations. Moreover, in examining the data presented, the analyses provided, and the conclusions drawn, Trust leadership may find different or better methods for addressing the challenges that Prismatic found. What matters most is addressing the root causes of the challenges and deficits found through this project.

As to how quickly the Trust should implement recommendations, Prismatic does not advocate for a hasty approach. It should be understood that not all of the recommendations should be started at one time, nor all at once. It will be up to the Trust to determine the pacing of implementation for recommendations. Prismatic recommends establishing a timeline of 3-5 years for full implementation. This timeline should also be paced with the Trust’s current strategic planning effort.

Appendix A

Demographics of Alachua County

Race	% of Population
White (Non-Hispanic)	62.5%
Black	19.9%
Hispanic	8.6%
Asian	5.8%
2+ races	2.5%
Other	0.7%

Source: <https://statisticalatlas.com/county/Florida/Alachua-County/Race-and-Ethnicity>

Percent of Population in Each Alachua County Zip Code

Zip Code	City	% of Population	# of Project Events
32609	Gainesville	7%	5
32601	Gainesville	8%	2
32641	Gainesville	4%	2
32667	Micanopy	2%	2
32607	Gainesville	11%	1
32608	Gainesville	18%	1
32615	Alachua	5%	1
32618	Archer	2%	1
32640	Hawthorne	4%	1
32643	High Springs	4%	1
32669	Newberry	5%	1
32694	Waldo	1%	1
32603	Gainesville	2%	0
32604	Gainesville	<1%	0
32605	Gainesville	9%	0
32606	Gainesville	9%	0
32614	Gainesville	1%	0
32616	Alachua	1%	0
32627	Gainesville	1%	0
32631	Earleton	<1%	0
32633	Evinston	<1%	0
32635	Gainesville	1%	0
32653	Gainesville	5%	0
32654	Island Grove	<1%	0
32655	High Springs	<1%	0

Zip Code	City	% of Population	# of Project Events
32658	La Crosse	<1%	0
32662	Lochloosa	<1%	0

Source: <https://statisticalatlas.com/county/Florida/Alachua-County/Race-and-Ethnicity>

Percent of Child Population in Each Alachua County Zip Code

Zip Code	City	Child Population	% of Child Population
32608	Gainesville	8,576	15.8%
32605	Gainesville	4,791	8.8%
32641	Gainesville	4,722	8.7%
32606	Gainesville	4,681	8.6%
32607	Gainesville	4,625	8.5%
32669	Newberry	4,064	7.5%
32609	Gainesville	3,846	7.1%
32653	Gainesville	3,806	7.0%
32615	Alachua	3,413	6.3%
32643	High Springs	3,195	5.9%
32601	Gainesville	2,086	3.9%
32640	Hawthorne	1,928	3.6%
32618	Archer	1,760	3.3%
32666	Melrose	1,129	2.1%
32667	Micanopy	616	1.1%
32622	Brooker	322	0.6%
32694	Waldo	300	0.6%
32603	Gainesville	147	0.3%
32612	Gainesville	145	0.3%
32631	Earleton	33	0.1%
32616	Alachua	11	0.1%

Survey Respondents and Focus Group Participants by Zip Code

Zip Code	# Parent/Caregiver Respondents	# Youth/Teen Respondents	% of Respondents by Zip Code
32615	112	10	11%
32607	86	31	11%
32608	68	18	8%
32601	58	27	8%
32605	66	9	7%
32609	57	16	7%
32641	50	17	6%
32669	54	9	6%
32618	42	11	5%

Zip Code	# Parent/Caregiver Respondents	# Youth/Teen Respondents	% of Respondents by Zip Code
32606	29	18	4%
32694	40	2	4%
32667	30	9	4%
32643	28	6	3%
32653	23	11	3%
32640	14	19	3%
32602	8	15	2%
32612	13	8	2%
32614	12	1	1%
32604	9	3	1%
32603	9	2	1%
32627	7	1	1%
32631	6	1	1%
32655	7	0	1%
32611	4	2	1%
32658	6	0	1%
32662	4	1	<1%
32610	3	1	<1%
32622	3	1	<1%
32654	3	1	<1%
32666	1	2	<1%
32633	3	0	<1%
	855	252	100%
<i>Zip Code Not Reported</i>	72	44	9%

Appendix B

Key Informant, Provider, and Partner Organizations

Participants from the following organizations contributed feedback for the Listening Project through surveys, interviews, and/or focus groups. Names of organizations are as reported by participants.

- ◆ Aces in Motion
- ◆ ACH North Florida Hospital
- ◆ after school programs
- ◆ Alachua County Health Care Advisory Board
- ◆ Alachua County Judicial System
- ◆ Alachua County Juvenile Justice Council
- ◆ Alachua County Libraries
- ◆ Alachua County Public Schools
- ◆ Alachua County Safety Net Collaborative
- ◆ Alachua County Social Services
- ◆ Anita Zucker Center
- ◆ Big Brothers Big Sisters of Alachua
- ◆ Boys and Girls Club
- ◆ Bread of the Mighty
- ◆ Breastfeeding Coalition
- ◆ CADE Museum
- ◆ Campaign for Grade Level Reading
- ◆ Caring & Sharing Learning School
- ◆ Catholic Charities
- ◆ CCFP
- ◆ Center for Independent Living
- ◆ Central Florida Community Action Agency
- ◆ Child Advocacy Center
- ◆ Children Beyond Our Borders
- ◆ Children’s Trust of Alachua County
- ◆ city leaders
- ◆ City of Alachua
- ◆ City of Archer Recreation department
- ◆ City of Gainesville
- ◆ City of Gainesville Parks and Recreation
- ◆ City of Waldo
- ◆ collegiate institutions
- ◆ Community Action Agency
- ◆ Community Foundation and more
- ◆ Community Foundation of North Central Florida
- ◆ Community Praise Center, dba Heavenly Kids Academy
- ◆ Comprehensive Women’s Center

- ◆ Continuum of Care
- ◆ Cultural Arts Coalition
- ◆ daycare center
- ◆ DCF
- ◆ Director School District, Equity, Inclusion & Community Engagement
- ◆ DJJ
- ◆ Dolly Parton Imagination Library
- ◆ Early Learning Coalition
- ◆ Early Steps
- ◆ elementary school
- ◆ Episcopal Children's Services
- ◆ Equal Access Clinic
- ◆ FACCM - Florida Association of Child Care Management
- ◆ Family Promise
- ◆ FDLRS
- ◆ FDOE
- ◆ FL-508 Homeless Continuum of Care
- ◆ Florida Museum of Natural History
- ◆ Florida State MSW Program
- ◆ former members of BOOST Alliance
- ◆ foster families and adoptive families.
- ◆ Fundamental Therapy Solutions
- ◆ Gainesville 4 All
- ◆ Gainesville Circus
- ◆ Gainesville Community Ministries
- ◆ Gainesville Housing Authority
- ◆ Gainesville Immigrant Neighbor Initiative (GINI)
- ◆ Gigi's Playhouse
- ◆ Girl Scouts
- ◆ Girls Place
- ◆ GNV thrives
- ◆ Grade Level Reading
- ◆ Greater Gainesville Chamber of Commerce
- ◆ Habitat for Humanity
- ◆ Harn Museum
- ◆ Head Start
- ◆ Health care center
- ◆ Health Department
- ◆ Healthcare Agency
- ◆ Healthy Families
- ◆ Healthy Start
- ◆ Healthy Start's CI&R Home Visiting Advisory Committee
- ◆ HIPPY Program
- ◆ Home Visiting Advisory group

- ◆ Homeschool Resource Center
- ◆ Howard Bishop Community School
- ◆ HPW Coalition
- ◆ Juvenile Justice Council
- ◆ Kids Count
- ◆ Kids County
- ◆ Levy County Health Department
- ◆ Levy County School District
- ◆ Library Partnerships
- ◆ Little People Preparatory Preschool, Inc.
- ◆ Loads of Learning GNV
- ◆ Local partners and CTAC
- ◆ Manhood Youth Development Foundation
- ◆ Meridian Behavioral Health and Child Advocacy Center
- ◆ MIECHV
- ◆ Motiv8 U
- ◆ Museum of Natural History
- ◆ NAMI
- ◆ NCFAEYC
- ◆ Newberry City government
- ◆ NFP
- ◆ Newborn Home Visiting Program
- ◆ North Central Florida Community Foundation
- ◆ NSLP
- ◆ Other providers
- ◆ Pace
- ◆ parents in rural communities
- ◆ Parks and Recreation
- ◆ Partnership for Strong Families
- ◆ Partnership to Reimagine Gainesville
- ◆ partnerships/collaborations with many youth-serving agencies
- ◆ Plan Parenthood
- ◆ Previously BOOST
- ◆ Partnership for Reimagining Gainesville
- ◆ private schools
- ◆ Project Smile
- ◆ Project Youth Build
- ◆ reading pals
- ◆ Reichert House
- ◆ Resilience Charter School
- ◆ restaurants
- ◆ River Phoenix Center for Peacebuilding
- ◆ Safety Net Collaborative
- ◆ Santa Fe College

- ◆ school district
- ◆ School District, System of Care
- ◆ SFC Student Internship Center
- ◆ Small World Daycare & Learning Center
- ◆ SOAR Mentoring Services
- ◆ Star Center
- ◆ Sun Country Gymnastics
- ◆ SWAG Family Resource Center and all of its partners
- ◆ System of Care
- ◆ teachers
- ◆ Technology companies
- ◆ The Campaign for Grade Level Reading
- ◆ The Children's Movement
- ◆ The New Beginning Christian Worship Center, Inc
- ◆ Title 1 programs
- ◆ University of Florida
- ◆ UF CARD
- ◆ UF center for reading disorders
- ◆ UF college of education
- ◆ UF College of Education Counseling
- ◆ UF College of Medicine
- ◆ UF Department Community Dentistry - Community-based programs
- ◆ UF group to work on breastfeeding and doula initiatives
- ◆ UF health
- ◆ UF Impact for Autism
- ◆ UF office of Black student affairs
- ◆ UF Phillips Performing Arts Center and Gainesville Links
- ◆ UF pre dental
- ◆ UF Shands
- ◆ UF Student Internship Center
- ◆ Under Ground Kitchen
- ◆ United Church of Gainesville's Food4Kds program
- ◆ United Way
- ◆ WIC
- ◆ Willie Mae Stokes Community Center
- ◆ WIOA/Career Source Advisory Committee
- ◆ Working Food
- ◆ YAS Youth Orchestra
- ◆ YMCA

Appendix C

Table of Contents

Parent/Caregiver – Surveys

Survey - English	C-1
Survey - Spanish	C-8
Short Survey - English	C-14
Short Survey - Spanish	C-16

Youth – Surveys

Survey - English	C-18
Survey - Spanish	C-23
Short Survey - English	C-28
Short Survey - Spanish	C-30

Provider – Survey	C-32
-------------------------	------

Partner – Survey	C-38
------------------------	------

Parent/Caregiver – Survey - English



The vision of the Children's Trust is to ensure every child in Alachua County reaches their maximum potential. To help the Trust do that, it has embarked on this Listening Project to hear from parents/caregivers like you!

This survey should take 15-20 minutes to complete. There are no right or wrong answers - we just want to hear your thoughts and opinions. Also, most of the questions are optional, not required, so please respond to the questions that matter most to you.

Your input will guide the direction and future funding opportunities for children and families in Alachua County. Your individual survey responses will only be reported as part of the overall results. At the end of the survey, you have the option to be entered into a drawing for a chance to receive a \$25 gift card.

If you have any questions or concerns regarding this survey, please contact SurveySupport@PrismaticServices.com.

First, we have a few background questions for you...

Parent/Caregiver Survey

Background

What is your home zip code?

32601	32606	32611	32622	32641	32658	32694
32602	32607	32612	32627	32643	32662	None of the above
32603	32608	32614	32631	32653	32666	
32604	32609	32615	32633	32654	32667	
32605	32610	32618	32640	32655	32669	

In what city do you live?

Alachua	Earleton	Hawthorne	La Crosse	Micanopy	Waldo
Archer	Evinston	High Springs	Lochloosa	Melrose	None of the above
Brooker	Gainesville	Island Grove	Melrose	Newberry	

How long have you lived in Alachua County?

- Less than 1 month
- More than 1 month but less than 1 year
- 1-5 years
- 6-10 years
- 11-15 years
- 16+ years

Parent-Caregiver Survey - 1

Parent/Caregiver Survey - English

The children currently living in my household include (please check all that apply; this could include foster or grandchildren in your household):

- I or my partner is currently pregnant
- 0-5 years old
- 6-10 years old
- 11-18 years old
- Older than 18 years old
- We don't have any children living in our household currently.

My Neighborhood

<i>What do you think?</i>	Strongly Disagree	Disagree	Undecided	Agree	Strongly Agree
My neighborhood is a good place to raise children.	<input type="radio"/>	<input type="radio"/>	<input type="radio"/>	<input type="radio"/>	<input type="radio"/>
Most days, I feel that my children are safe in our neighborhood.	<input type="radio"/>	<input type="radio"/>	<input type="radio"/>	<input type="radio"/>	<input type="radio"/>
I have lots of neighborhood support in raising my children, such as families, friends, and/or neighbors who help with babysitting, transportation, schoolwork, etc.	<input type="radio"/>	<input type="radio"/>	<input type="radio"/>	<input type="radio"/>	<input type="radio"/>
Our current housing situation is stable.	<input type="radio"/>	<input type="radio"/>	<input type="radio"/>	<input type="radio"/>	<input type="radio"/>

The best thing about my neighborhood is _____.

If I had the power to improve one thing in my neighborhood, I would _____.

The one thing my neighborhood does not have is _____.

The program or service my neighborhood doesn't have but really needs is _____.

Physical and Mental Health Supports

I would be interested in getting more mental health supports for my children, such as access to

- Counseling
- Substance abuse avoidance classes
- Classes on meditation/yoga
- None, I am not currently interested in mental health supports for my children
- Other (please specify) _____

I have challenges getting good health care services for my children that include (check all that apply):

- Lack of free time to take them to appointments
- Appointment times don't fit my family's schedules
- Lack of transportation
- Lack of money to pay for health care
- Lack of health care centers or doctors in my neighborhood
- Language barriers
- None, I have no challenges getting good health care services for my children.
- Other: _____

Parent-Caregiver Survey - 2

Parent/Caregiver – Survey - English

<i>Of these areas, the ones where I could use the most help with my children are:</i>	Help Needed	Not a Need	Not Sure
Keeping my children healthy	<input type="radio"/>	<input type="radio"/>	<input type="radio"/>
Getting healthy food for my children	<input type="radio"/>	<input type="radio"/>	<input type="radio"/>
Getting mental health counseling for one or more of my children	<input type="radio"/>	<input type="radio"/>	<input type="radio"/>
Learning how to better manage my children's behavior	<input type="radio"/>	<input type="radio"/>	<input type="radio"/>
Access to dental care	<input type="radio"/>	<input type="radio"/>	<input type="radio"/>
Getting help supporting my special needs child	<input type="radio"/>	<input type="radio"/>	<input type="radio"/>
Help with literacy and other academic supports	<input type="radio"/>	<input type="radio"/>	<input type="radio"/>
Keeping my children safe (i.e., violence prevention)	<input type="radio"/>	<input type="radio"/>	<input type="radio"/>
Access to quality child care	<input type="radio"/>	<input type="radio"/>	<input type="radio"/>
Access to enrichment and out-of-school time programs	<input type="radio"/>	<input type="radio"/>	<input type="radio"/>
Career exploration and development	<input type="radio"/>	<input type="radio"/>	<input type="radio"/>
Something else (please specify)			

<i>Please select your level of agreement with each statement.</i>	Yes	No	Not Sure
My family sometimes needs help having enough food to eat in the home.	<input type="radio"/>	<input type="radio"/>	<input type="radio"/>
One or more of my children is involved with at least one social group, such as community sports, community center, church, dance lessons, community theater, book club, etc.	<input type="radio"/>	<input type="radio"/>	<input type="radio"/>
I have taken my children to a local public library in the past year.	<input type="radio"/>	<input type="radio"/>	<input type="radio"/>
My family often struggles with finding good childcare for our children.	<input type="radio"/>	<input type="radio"/>	<input type="radio"/>
My family has reliable Internet access at home.	<input type="radio"/>	<input type="radio"/>	<input type="radio"/>
I have taken my children to play in a park or other public space close to where I live in the past year.	<input type="radio"/>	<input type="radio"/>	<input type="radio"/>
My family often lacks transportation to attend local activities in which we would like to participate.	<input type="radio"/>	<input type="radio"/>	<input type="radio"/>
I have heard about the Children's Trust of Alachua prior to this survey.	<input type="radio"/>	<input type="radio"/>	<input type="radio"/>

<i>What services, programs, or opportunities are needed for children and families in your community?</i>	Yes	No	Not Sure
I have received services or supports from a program that receives funds from the Children's Trust.	<input type="radio"/>	<input type="radio"/>	<input type="radio"/>
From which provider funded by the Children's Trust have you received services/supports?			

Parent-Caregiver Survey - 3

Parent/Caregiver Survey - English

Supports and opportunities for Your Young Children

With my youngest child, I or my partner received prenatal care in Alachua County.

- Yes
- No, and we were living in Alachua County at the time.
- No, because we were not living in Alachua County at the time.
- Not sure

Please indicate your level of agreement with each statement.

	Strongly Disagree	Disagree	Undecided	Agree	Strongly Agree
The prenatal care I/my partner received was great.	<input type="radio"/>	<input type="radio"/>	<input type="radio"/>	<input type="radio"/>	<input type="radio"/>
I/my partner had a hard time getting prenatal appointments with a doctor.	<input type="radio"/>	<input type="radio"/>	<input type="radio"/>	<input type="radio"/>	<input type="radio"/>

Are your children receiving free books through Dolly Parton's Imagination Library?

- Yes
- No
- Not sure
- I have not heard about this program before.

My family currently participates in:	Participated in the past, but not right now	Currently participating in this	Not sure/Don't know what this is
WIC	<input type="radio"/>	<input type="radio"/>	<input type="radio"/>
Healthy Start	<input type="radio"/>	<input type="radio"/>	<input type="radio"/>
MIECHV	<input type="radio"/>	<input type="radio"/>	<input type="radio"/>
NewboRN	<input type="radio"/>	<input type="radio"/>	<input type="radio"/>
Healthy Families	<input type="radio"/>	<input type="radio"/>	<input type="radio"/>

I have a child in VPK/preschool.

- Yes
- No
- Not sure

Which VPK/preschool does your child attend?

Please indicate your level of agreement with each statement.

	Strongly Disagree	Disagree	Undecided	Agree	Strongly Agree
The VPK/preschool program my child attends is really good.	<input type="radio"/>	<input type="radio"/>	<input type="radio"/>	<input type="radio"/>	<input type="radio"/>
The VPK/preschool program is doing a good job of preparing my child for kindergarten.	<input type="radio"/>	<input type="radio"/>	<input type="radio"/>	<input type="radio"/>	<input type="radio"/>

Parent-Caregiver Survey - 4

Parent/Caregiver – Survey - English

My child is not in VPK/preschool because (check all that apply):

- a. I have no way to get them to it.
- b. There aren't any close to where we live.
- c. I don't think the centers close to me are good.
- d. My family cannot afford it.
- e. My child stays home with me or my partner.
- f. My child stays with a family member or friend.
- g. Other (please specify)

School-Age Children

Please indicate your level of agreement with each statement.

	Strongly Disagree	Disagree	Undecided	Agree	Strongly Agree
When my children get home after school, they are usually home without adult supervision for at least some time.	<input type="radio"/>	<input type="radio"/>	<input type="radio"/>	<input type="radio"/>	<input type="radio"/>
All my school-age children are getting a good education at their schools.	<input type="radio"/>	<input type="radio"/>	<input type="radio"/>	<input type="radio"/>	<input type="radio"/>
I know how to get academic tutoring for my children.	<input type="radio"/>	<input type="radio"/>	<input type="radio"/>	<input type="radio"/>	<input type="radio"/>

One or more of my school-age children participates in some kind of afterschool programming, such as sports, Boys & Girls Club.

- a. Yes
- b. No
- c. Not sure

The afterschool program/activities my children attend teaches them important things.

- a. Strongly Agree
- b. Agree
- c. Undecided
- d. Disagree
- e. Strongly Disagree

Why don't your school-age children participate in afterschool activities/programs?

Demographics

Including yourself, how many people currently live in your household:

- a. 2
- b. 3
- c. 4
- d. 5
- e. 6
- f. More than 6

Parent-Caregiver Survey - 5

Parent/Caregiver Survey - English

Considering all sources, what is your family's approximate annual income?

- a. Less than or equal to \$25,000
- b. \$25,001 - \$75,000
- c. \$75,001 - \$100,000
- d. More than \$100,000
- e. Prefer not to say/don't know

What language does your family mostly use at home?

- a. English
- b. Spanish
- c. Haitian-Creole
- d. Chinese
- e. Other (please specify): _____

I would be interested in serving on a parent advisory committee for the Children's Trust.

- a. No thank you
- b. Not sure
- c. Yes – please provide your email address. This will be separated from your other responses.

I would like to be kept informed of what the Trust is doing in my neighborhood.

- a. No thank you
- b. Not sure
- c. Yes – please provide your email address. This will be separated from your other responses.

I would be willing to complete an additional Trust surveys or Listening Project opportunities such as focus groups or community meetings, to provide my thoughts and input on the resources and supports for children and families.

- a. No thank you
- b. Not sure
- c. Yes – please provide your email address. This will be separated from your other responses.

Next to last question: Is there anything else you'd like to share regarding the Children's Trust or supports/opportunities for youth and their families in Alachua County?

Last question: If you were referred to this survey by an agency, what agency can we thank?

Gift Card Drawing

If you would like to be entered into the drawing for one of three \$25 gift cards, please provide your email address. Don't worry, your email address will be separated from your survey responses before analysis begins.

Disqualification Page

Thank you for participating. This survey is only for residents of Alachua County who currently have children in their home ages 0-18 and have lived in the county for at least one month.

You can stay updated on the Listening Project by visiting the Children's Trust website at <https://www.childrenstrustofalachuacounty.us/bc-ct/page/listening-project>

Parent-Caregiver Survey - 6

Parent/Caregiver Survey - Spanish



La visión de Children's Trust es garantizar que cada niño en el condado de Alachua alcance su máximo potencial. Para ayudar al Children's Trust a hacer eso, se ha emprendido este Proyecto de Escuchar, para escuchar a jóvenes como usted!

Completar esta encuesta debera tomar entre 10 y 15 minutos. No hay respuestas correctas o incorrectas, solo queremos escuchar sus pensamientos y opiniones.

Su aporte guiará la dirección y futuras oportunidades de financiamiento para niños y familias en el Condado de Alachua. Sus respuestas individuales a la encuesta solo se incluirán como parte de los resultados generales.

Si tiene alguna pregunta o inquietud con respecto a esta encuesta, comuníquese con SurveySupport@PrismaticServices.com.

Al final de la encuesta, tendrá la opción de participar en un sorteo de 1 de 3 tarjetas de regalo de \$25. Primero, tenemos algunas preguntas para usted...

Encuesta para Padres/Cuidadores

Donde Vive

1. Cual es el zip code de su casa?

32601	32606	32611	32622	32641	32658	32694
32602	32607	32612	32627	32643	32662	Ninguno
32603	32608	32614	32631	32653	32666	
32604	32609	32615	32633	32654	32667	
32605	32610	32618	32640	32655	32669	

2. En que ciudad vive?

Alachua	Earleton	Hawthorne	La Crosse	Micanopy	Waldo
Archer	Evinston	High Springs	Lochloosa	Melrose	Ninguno
Brooker	Gainesville	Island Grove	Melrose	Newberry	

3. Cuanto tiempo ha vivido en Alachua County?
- Menos de 1 mes
 - Mas de 1 mes pero menos de 1 año
 - 1-5 años
 - 6-10 años
 - 11-15 años
 - 16+ años
4. Los niños que actualmente viven en mi hogar incluyen (marque todos los que correspondan; esto podría incluir niños en cuidado (foster care) o nietos en su hogar):
- Yo o mi compañera estamos embarazados
 - 0-5 años de edad



Parent/Caregiver Survey - Spanish

- c. 6-10 años de edad
- d. 11-18 años de edad
- e. Mas de 18 años de edad
- f. No tenemos niños viviendo con nosotros actualmente

Mi Vecindario

1. Mi vecindario es un buen lugar para criar niños.
2. La mayoría de los días, siento que mis hijos están seguros en nuestro vecindario.
3. Tengo mucho apoyo del vecindario para criar a mis hijos, como familiares/amigos/vecinos que me ayudan con el cuidado de los niños, el transporte, las tareas escolares, etc.
4. Nuestra situación actual de vivienda es estable.
5. Lo mejor de mi vecindario es...
6. Si yo pudiera mejorar una cosa en mi vecindario, sería...
7. Una cosa que mi vecindario no tiene es...
8. El programa o servicio que mi vecindario no tiene y realmente necesita es...

Apoyos de Salud Física y Mental para su familia

1. Me interesaría obtener más apoyos de salud mental para mis hijos, como acceso a (marque todos lo que correspondan):
 - a. Asesoramiento
 - b. Clases para evitar el abuso de sustancias
 - c. Clases de meditación/yoga
 - d. Ninguno, actualmente no estoy interesado en apoyos de salud mental para mis hijos.
 - e. Otro: _____
2. Tengo desafíos para obtener buenos servicios de atención médica para mis hijos que incluyen (marque todos lo que correspondan):
 - a. Falta de tiempo libre para llevarlos a las citas.
 - b. Los horarios de las citas no se ajustan a los horarios de mi familia.
 - c. Falta de transporte
 - d. Falta de dinero para pagar la atención médica.
 - e. Falta de centros de salud o médicos en mi vecindario
 - f. Las barreras del idioma
 - g. Ninguno, no tengo desafíos para obtener buenos servicios de atención médica para mis hijos
 - h. Otro: _____

De estas áreas, aquellas en las que podría necesitar más ayuda con mis hijos son:

1. Manteniendo a mis hijos saludables
2. Conseguir alimentos saludables para mis hijos.
3. Obtener asesoramiento sobre salud mental para uno o más de mis hijos
4. Aprender a manejar mejor el comportamiento de mis hijos



Parent/Caregiver – Survey - Spanish

5. Obtener ayuda para apoyar a mi hijo con necesidades especiales
6. Ayuda con la alfabetización y otros apoyos académicos.
7. Mantener a mis hijos seguros (es decir, prevención de la violencia)
8. Acceso a cuidado infantil de calidad.
9. Acceso a programas de enriquecimiento y tiempo extraescolar
10. Exploración y desarrollo de carrera
11. Otra cosa

Favor responder a las siguientes afirmaciones.

1. Mi familia a veces necesita ayuda para tener suficientes alimentos para comer en el hogar.
2. Uno o más de mis hijos está involucrado con al menos un grupo social, como deportes comunitarios, centro comunitario, iglesia, clases de baile, teatro comunitario, club de lectura, etc.
3. Uno o más de mis hijos está involucrado con al menos un grupo social, como deportes comunitarios, centro comunitario, iglesia, clases de baile, teatro comunitario, club de lectura, etc.
4. Mi familia a menudo tiene dificultades para encontrar un buen cuidado de niños para nuestros hijos.
5. Mi familia tiene acceso confiable a Internet en casa.
6. He llevado a mis hijos a jugar en un parque u otro espacio público cerca de donde vivo en el último año.
7. Mi familia a menudo carece de transporte para asistir a las actividades locales en las que nos gustaría participar.
8. Escuché sobre Children's Trust of Alachua antes de esta encuesta.

Qué servicios, programas u oportunidades se necesitan para los niños y las familias en su comunidad?

He recibido servicios o apoyos de un programa que recibe fondos de Children's Trust.

- a. Sí
- b. No
- c. No estoy Seguro

Que Proveedor?

1. De qué proveedor financiado por Children's Trust ha recibido servicios/apoyos?

Apoyos y oportunidades para sus hijos pequeños

1. Con mi hijo menor, yo o mi pareja recibimos cuidado prenatal en Alachua County.
 - a. Sí
 - b. No, y estábamos viviendo en Alachua County en ese momento.
 - c. No, porque no estábamos viviendo en Alachua County en ese momento.
 - d. No estoy seguro

Por favor indique su nivel de acuerdo o desacuerdo para los siguientes enunciados.

1. La atención prenatal que recibimos mi pareja/yo fue excelente.



Parent/Caregiver Survey - Spanish

2. Mi pareja/yo tuvimos dificultades para obtener citas prenatales con un médico.
3. Están sus niños recibiendo libros gratis a través de Dolly Parton's Imagination Library?
 - a. Si
 - b. No
 - c. No estoy seguro
 - d. No había escuchado de este programa anteriormente

Mi familia actualmente participa en:

- a. WIC
- b. Healthy Start
- c. MIECHV
- d. NewboRN
- e. Healthy Families

En este momento tengo un niño en VPK/preschool:

- a. Si
- b. No
- c. No estoy Seguro

Sus opiniones acerca de VPK/Preschool

1. Que VPK/preschool atiende su niño?
2. El programa VPK/preschool que mi hijo atiende es realmente bueno.
3. El programa VPK/preschool program esta haciendo un buen trabajo preparando a mi hijo para kinndergarten.

Sin hijos en VPK/Preschool

1. Mi niño no esta en VPK/preschool porque (favor seleccionar todos los que aplican):
 - a. No tengo forma de hacerlos llegar.
 - b. No hay ninguno cerca de donde vivimos.
 - c. No creo que los centros cercanos a mí sean buenos.
 - d. Mi familia no puede permitirselo.
 - e. Mi hijo se queda en casa conmigo o con mi pareja.
 - f. Mi hijo se queda con un familiar o amigo.
 - g. Otro: _____

Niños en edad escolar

1. Cuando mis hijos llegan en la tarde después de la escuela, suelen estar en casa sin la supervisión de un adulto.
2. Todos mis hijos en edad escolar están recibiendo una buena educación en sus escuelas.
3. Sé cómo conseguir tutoría académica para mis hijos si la necesitan.
4. Uno o más de mis hijos en edad escolar participa en programas extracurricular, como deportes o Boys & Girls Club.
 - a. Si
 - b. No
 - c. No estoy Seguro



Parent/Caregiver – Survey - Spanish

Actividades despues de la escuela

1. El programa/actividades extracurriculares a las que asisten mis hijos les enseña cosas importantes.
 - a. Completamente de acuerdo
 - b. De acuerdo
 - c. Indeciso
 - d. En desacuerdo
 - e. Completamente en desacuerdo
2. Por qué sus hijos en edad escolar no participan en actividades/programas extracurriculares?

Las Características Demográficas

1. Incluyendose usted, cuantas personas viven en su casa actualmente:
 - a. 2
 - b. 3
 - c. 4
 - d. 5
 - e. 6
 - f. Mas de 6
2. Considerando todas las fuentes de ingreso, cual es el ingreso anual aproximado de su familia?
 - a. Menos o igual a \$25,000
 - b. \$25,001 - \$50,000
 - c. \$50,001 - \$75,000
 - d. \$75,001 - \$100,000
 - e. Mas de \$100,000
 - f. Prefiero no decir/no se
3. Que lenguaje es mas utilizado por su familia en casa?
 - a. English
 - b. Español
 - c. Haitian-Creole
 - d. Chino
 - e. Otro: _____
4. Estoy interesado en formar parte de un comité de padres asesor de Children's Trust.
 - a. No gracias
 - b. No estoy Seguro
 - c. Si - por favor ingrese su email para comunicarnos. Este estara separado de las otras respuestas.
5. Me gustaría que me mantuvieran informado de lo que está haciendo el Trust en mi vecindario.
 - a. No gracias
 - b. No estoy Seguro
 - c. Si - por favor ingrese su email para comunicarnos. Este estara separado de las otras respuestas.
6. Estaría dispuesto a completar encuestas Trust adicionales u oportunidades de Listening Project, como grupos de enfoque o reuniones comunitarias, para recopilar sus pensamientos y aportes sobre los recursos y apoyos para niños y familias.
 - a. No gracias
 - b. No estoy Seguro
 - c. Si - por favor ingrese su email para comunicarnos. Este estara separado de las otras respuestas.



Parent/Caregiver Survey - Spanish

7. Penúltima pregunta: Hay algo más que le gustaría compartir sobre Children's Trust o apoyos/oportunidades para los jóvenes y sus familias en el Condado de Alachua?
8. Última pregunta: si una agencia lo refirió a esta encuesta, a qué agencia podemos agradecerle?

Chance de ganar un Gift Card!

1. Si desea participar en el sorteo de una de las tres tarjetas de regalo de \$25, proporcione su dirección de correo electrónico. No se preocupe, su dirección de correo electrónico se separará de sus respuestas a la encuesta antes de comenzar el análisis.

Página de descalificación

Le agradecemos mucho por compartir sus pensamientos con nosotros! The Children's Trust planea compartir lo que hemos aprendido de esta encuesta y otras actividades del Listening Project a partir de mayo de 2023. Puede mantenerse actualizado sobre el Listening Project visitando el sitio web de Children's Trust en <https://www.childrenstrustofalachuacounty.us/bc-ct/page/escuchar-proyecto>.



Parent/Caregiver Survey – Short Version - English



The vision of the Children's Trust is to ensure every child in Alachua County reaches their maximum potential. To help the Trust do that, it has embarked on this Listening Project to hear from parents/caregivers like you!

<i>What do you think?</i>	Disagree	Agree	N/A
My neighborhood is a good place to raise children.	<input type="radio"/>	<input type="radio"/>	<input type="radio"/>
Most days, I feel that my children are safe in our neighborhood.	<input type="radio"/>	<input type="radio"/>	<input type="radio"/>
I have lots of neighborhood support in raising my children, such as families, friends, and/or neighbors who help with babysitting, transportation, schoolwork, etc.	<input type="radio"/>	<input type="radio"/>	<input type="radio"/>
Our current housing situation is stable.	<input type="radio"/>	<input type="radio"/>	<input type="radio"/>
With our youngest child, I or my partner received great prenatal care in Alachua County. (Please select "N/A" if not living in Alachua County at the time.)	<input type="radio"/>	<input type="radio"/>	<input type="radio"/>
The VPK/preschool program that my child currently attends is really good.	<input type="radio"/>	<input type="radio"/>	<input type="radio"/>
When my children get home after school, they are usually home without adult supervision for at least some time.	<input type="radio"/>	<input type="radio"/>	<input type="radio"/>
All my school-age children are getting a good education at their schools.	<input type="radio"/>	<input type="radio"/>	<input type="radio"/>
I know how to get academic tutoring for my children.	<input type="radio"/>	<input type="radio"/>	<input type="radio"/>

<i>Please tell us about your experiences in Alachua County</i>	Yes	No	Not Sure
My family sometimes needs help having enough food to eat in the home.	<input type="radio"/>	<input type="radio"/>	<input type="radio"/>
One or more of my children is involved with at least one social group, such as community sports, community center, church, dance lessons, community theater, book club, etc.	<input type="radio"/>	<input type="radio"/>	<input type="radio"/>
I have taken my children to a local public library in the past year.	<input type="radio"/>	<input type="radio"/>	<input type="radio"/>
My family often struggles with finding good childcare for our children.	<input type="radio"/>	<input type="radio"/>	<input type="radio"/>
My family has reliable Internet access at home.	<input type="radio"/>	<input type="radio"/>	<input type="radio"/>
I have taken my children to play in a park or other public space close to where I live in the past year.	<input type="radio"/>	<input type="radio"/>	<input type="radio"/>
My family often lacks transportation to attend local activities in which we would like to participate.	<input type="radio"/>	<input type="radio"/>	<input type="radio"/>
I have heard about the Children's Trust of Alachua prior to this survey.	<input type="radio"/>	<input type="radio"/>	<input type="radio"/>

I have challenges getting good health care services for my children that include (check all that apply):

- Lack of free time to take them to appointments
- Appointment times don't fit my family's schedules
- Lack of transportation
- Lack of money to pay for health care
- Lack of health care centers or doctors in my neighborhood
- Language barriers
- None, I have no challenges getting good health care services for my children.
- Other: _____

Parent/Caregiver Survey – Short Version - English

Of these areas, the ones where I could use the most help with my children are (check all that apply):

- | | |
|---|--|
| <input type="radio"/> Keeping my children healthy | <input type="radio"/> Help with literacy and other academic supports |
| <input type="radio"/> Getting healthy food for my children | <input type="radio"/> Keeping my children safe (i.e., violence prevention) |
| <input type="radio"/> Getting mental health counseling for one or more of my children | <input type="radio"/> Access to quality childcare |
| <input type="radio"/> Learning how to better manage my children's behavior | <input type="radio"/> Access to enrichment and out-of-school time programs |
| <input type="radio"/> Access to dental care | <input type="radio"/> Career exploration and development |
| <input type="radio"/> Getting help supporting my special needs child | <input type="radio"/> Other: _____ |

The best thing about my neighborhood is...

If I had the power to improve one thing in my neighborhood, I would...

The program or service my neighborhood does not have but really needs is...

What is your home zip code?

In what city do you live?

How long have you lived in Alachua County?

- Less than 1 month
- 1 month - 1 year
- 1-5 years
- 6-10 years
- 11-15 years
- 16+ years

The ages of children currently living in my household include:

- I or my partner is currently pregnant
- 0-5 years old
- 6-10 years old
- 11-18 years old
- Older than 18 years old
- No children living in our household

Including yourself, how many people live in your household?

- 2
- 3
- 4
- 5
- 6
- More than 6

What language does your family mostly use at home?

- English
- Spanish
- Haitian-Creole
- Chinese
- Other: _____

Considering all sources, what is your family's approximate annual income?

- Less than \$25,000
- \$25,001 - \$50,000
- \$50,001 - \$75,000
- \$75,001 - \$100,000
- More than \$100,000
- Prefer not to say/Don't know

If you would like to be entered into the drawing for one of three \$25 gift cards, please provide your email address. Don't worry, your email address will be separated from your survey responses.

THANK YOU!

Parent/Caregiver Survey – Short Version - Spanish



CHILDREN'S TRUST
OF ALACHUA COUNTY

Muchas organizaciones en nuestra comunidad estan trabajando para proveer mejores servicios y oportunidades para los jovenes. Para ayudar al Children's Trust a hacer esto, nos gustaria oir lo que a usted le gusta o necesita. Su opinion es importante!

Cual es su opinion?	En descuerdo	De Acuerdo	N/A
Mi vecindario es un buen lugar para criar a mis hijos(as).	<input type="radio"/>	<input type="radio"/>	<input type="radio"/>
La mayoría de los días, siento que mis hijos(as) están seguros en nuestro vecindario.	<input type="radio"/>	<input type="radio"/>	<input type="radio"/>
Tengo mucho apoyo en el vecindario para criar a mis hijos(as), como familiares/amigos/vecinos que me ayudan con el cuidado de los niños, el transporte, las tareas escolares, etc.	<input type="radio"/>	<input type="radio"/>	<input type="radio"/>
Nuestra situación actual de vivienda es estable.	<input type="radio"/>	<input type="radio"/>	<input type="radio"/>
Con nuestro hijo(a) menor, yo o mi pareja recibimos un buen cuidado prenatal. (Por favor seleccione "N/A" si no estaban viviendo en Alachua County en ese momento)	<input type="radio"/>	<input type="radio"/>	<input type="radio"/>
El program VPK/preschool que mi hijo(a) atiende en este momento es realmente bueno. (Por favor seleccione "N/A" si no tiene hijos en el programa)	<input type="radio"/>	<input type="radio"/>	<input type="radio"/>
Cuando mis hijos(as) regresan de la escuela pasan parte del tiempo sin la supervision de algun adulto.	<input type="radio"/>	<input type="radio"/>	<input type="radio"/>
Mis hijos(as) de edad escolar estan recibiendo una buena educacion en sus escuelas.	<input type="radio"/>	<input type="radio"/>	<input type="radio"/>
En caso de necesitar, se como obtener ayuda (tutoria) academica para mis hijos(as).	<input type="radio"/>	<input type="radio"/>	<input type="radio"/>

Como han sido sus experiencias en Alachua County	Si	No	Indecisio
Mi familia a veces necesita ayuda para tener suficientes alimentos.	<input type="radio"/>	<input type="radio"/>	<input type="radio"/>
Uno o más de mis hijos(as) está involucrado en al menos un grupo social, como deportes comunitarios, centro comunitario, iglesia, clases de baile, teatro comunitario, club de lectura, etc.	<input type="radio"/>	<input type="radio"/>	<input type="radio"/>
Llevé a mis hijos(as) a una biblioteca pública local el año pasado.	<input type="radio"/>	<input type="radio"/>	<input type="radio"/>
Mi familia a menudo tiene dificultad para encontrar un buen cuidado de niños. (childcare)	<input type="radio"/>	<input type="radio"/>	<input type="radio"/>
Mi familia tiene acceso confiable a Internet en casa.	<input type="radio"/>	<input type="radio"/>	<input type="radio"/>
He llevado a mis hijos(as) a jugar en un parque u otro espacio público cerca de donde vivo en el último año.	<input type="radio"/>	<input type="radio"/>	<input type="radio"/>
Mi familia a menudo carece de transporte para asistir a las actividades locales en las que nos gusta participar.	<input type="radio"/>	<input type="radio"/>	<input type="radio"/>
Antes de esta encuesta habia escuchado acerca del Children's Trust of Alachua.	<input type="radio"/>	<input type="radio"/>	<input type="radio"/>

Lo mejor de mi vecindario es...

Si yo pudiera mejorar una cosa en mi vecindario, seria...

Parent/Caregiver Survey – Short Version - Spanish

El programa o servicio que mi vecindario no tiene y realmente necesita es...

Tengo problemas para obtener buenos servicios de atención médica para mis hijos(as). Estos incluyen (marque todos lo que correspondan):

- Falta de tiempo para llevarlos a las citas.
- Los horarios de las citas no se ajustan a los horarios de mi familia.
- Falta de transporte o falta de dinero para pagar el transporte.
- Falta de dinero para pagar la atención médica.
- Falta de centros de salud o médicos en mi vecindario.
- Barreras con el idioma.
- Ninguno, no tengo problema para obtener buenos servicios de atención médica para mis hijos(as).
- Otro (favor especificar): _____

Podría recibir mas ayuda con: (favor marcar todas las que aplican):

- Manteniendo a mis hijos saludables.
- Conseguir alimentos saludables para mis hijos(as).
- Obtener consejería sobre salud mental para uno o más de mis hijos(as).
- Aprender a manejar mejor el comportamiento de mis hijos(as).
- Obtener apoyo para poder ayudar a mi hijo(a) con necesidades especiales.
- Ayuda con leer y escribir y otros apoyos académicos.
- Mantener a mis hijos seguros (es decir, prevención de la violencia).
- Acceso a cuidado infantil de calidad.
- Acceso a programas de mejoramiento y programas en tiempos fuera de la escuela.
- Exploración y desarrollo de una carrera profesional
- Otra cosa: _____

Cual es el zip code de su casa?

En cual ciudad vive usted?

Cuanto tiempo ha vivido en Alachua County?

- Menos de 1 mes
- 1 mes - 1 año
- 1-5 años
- 6-10 años
- 11-15 años
- 16+ años

Los niños(as) que actualmente viven en mi hogar incluyen:

- Yo/mi compañera estamos embarazados
- 0-5 años de edad
- 6-10 años de edad
- 11-18 años de edad
- Mas de 18 años de edad
- No tenemos niños viviendo con nosotros

Incluyendose usted, cuantas personas viven en su casa?

- 2
- 3
- 4
- 5
- 6
- Mas de 6

Que lenguaje es mas utilizado por su familia en casa?

- English
- Español
- Haitian-Creole
- Chino
- Otro: _____

Cual es el ingreso anual aproximado de su familia?

- Menos o igual a \$25,000
- \$25,001 - \$50,000
- \$50,001 - \$75,000
- \$75,001 - \$100,000
- Mas de \$100,00
- Prefiero no decir/no se

Si desea participar en el sorteo de una de las tres tarjetas de regalo de \$25, por favor proporcione su dirección de correo electrónico.

GRACIAS!

Youth Survey - English



The vision of the Children’s Trust is to ensure every child in Alachua County reaches their maximum potential. To help the Trust do that, it has embarked on this Listening Project to hear from youth like you!

This survey should take 10-15 minutes to complete. There are no right or wrong answers - we just want to hear your thoughts and opinions.

Your input will guide the direction and future funding opportunities for children and families in Alachua County. Your individual survey responses will only be reported as part of the overall results.

At the end of the survey, you have the option to be entered into a drawing for a chance to receive a \$25 gift card.

If you have any questions or concerns regarding this survey, please contact SurveySupport@PrismaticServices.com.

First, we have a few background questions for you...

Youth Survey

Background

What is your home zip code?

32601	32606	32611	32622	32641	32658	32694
32602	32607	32612	32627	32643	32662	None of the above
32603	32608	32614	32631	32653	32666	
32604	32609	32615	32633	32654	32667	
32605	32610	32618	32640	32655	32669	

In what city do you live?

Alachua	Earleton	Hawthorne	La Crosse	Micanopy	Waldo
Archer	Evinston	High Springs	Lochloosa	Melrose	None of the above
Brooker	Gainesville	Island Grove	Melrose	Newberry	

In what grade are you in school?

- a. 6th
- b. 7th
- c. 8th
- d. 9th
- e. 10th
- f. 11th
- g. 12th
- h. None of the above

Youth Survey - 1

Youth Survey - English

Physical and Mental Health Supports

<i>Please indicate your level of agreement with each statement.</i>	Strongly Disagree	Disagree	Undecided	Agree	Strongly Agree
I have been to the dentist in the past year.	<input type="radio"/>	<input type="radio"/>	<input type="radio"/>	<input type="radio"/>	<input type="radio"/>
I have had a regular checkup with a doctor in the past year.	<input type="radio"/>	<input type="radio"/>	<input type="radio"/>	<input type="radio"/>	<input type="radio"/>
I have had my vision checked by a doctor in the past year.	<input type="radio"/>	<input type="radio"/>	<input type="radio"/>	<input type="radio"/>	<input type="radio"/>
On most days, there is enough food in my home and I don't go hungry.	<input type="radio"/>	<input type="radio"/>	<input type="radio"/>	<input type="radio"/>	<input type="radio"/>
In the past year, I've felt sad or hopeless for two or more weeks in a row and stopped doing usual activities.	<input type="radio"/>	<input type="radio"/>	<input type="radio"/>	<input type="radio"/>	<input type="radio"/>
I have several really good friends who are close to my age.	<input type="radio"/>	<input type="radio"/>	<input type="radio"/>	<input type="radio"/>	<input type="radio"/>
When I have a problem, I know at least one person I can talk with about it.	<input type="radio"/>	<input type="radio"/>	<input type="radio"/>	<input type="radio"/>	<input type="radio"/>

If I miss school, it is usually because:

- I am sick
- My family needs me at home
- I have no way to get to school
- I don't want to go to school
- I don't know
- Other (please specify)

Educational Engagement and Supports

<i>Please indicate your level of agreement with each statement.</i>	Strongly Disagree	Disagree	Undecided	Agree	Strongly Agree
My family cares about whether I do well in school.	<input type="radio"/>	<input type="radio"/>	<input type="radio"/>	<input type="radio"/>	<input type="radio"/>
If I need it, I know where I can get academic tutoring, either at	<input type="radio"/>	<input type="radio"/>	<input type="radio"/>	<input type="radio"/>	<input type="radio"/>
my school or outside of school.	<input type="radio"/>	<input type="radio"/>	<input type="radio"/>	<input type="radio"/>	<input type="radio"/>
If I have a problem, I know at least one adult in my school who I could ask for help.	<input type="radio"/>	<input type="radio"/>	<input type="radio"/>	<input type="radio"/>	<input type="radio"/>
My teachers have high expectations of me.	<input type="radio"/>	<input type="radio"/>	<input type="radio"/>	<input type="radio"/>	<input type="radio"/>
My teachers make me feel good about myself.	<input type="radio"/>	<input type="radio"/>	<input type="radio"/>	<input type="radio"/>	<input type="radio"/>
I am learning useful things at school.	<input type="radio"/>	<input type="radio"/>	<input type="radio"/>	<input type="radio"/>	<input type="radio"/>
I participate in at least one extracurricular activity at my school, such as sports, clubs, student council, etc.	<input type="radio"/>	<input type="radio"/>	<input type="radio"/>	<input type="radio"/>	<input type="radio"/>
My education will create many chances for me to reach my future goals.	<input type="radio"/>	<input type="radio"/>	<input type="radio"/>	<input type="radio"/>	<input type="radio"/>
School is important for achieving my future goals.	<input type="radio"/>	<input type="radio"/>	<input type="radio"/>	<input type="radio"/>	<input type="radio"/>

Youth Survey - 2

Youth Survey - English

Please indicate your level of agreement with each statement.

	Strongly Disagree	Disagree	Undecided	Agree	Strongly Agree
I am hopeful about my future.	<input type="radio"/>	<input type="radio"/>	<input type="radio"/>	<input type="radio"/>	<input type="radio"/>

Afterschool and Outside-of-School Opportunities

Please indicate your level of agreement with each statement.

	Strongly Disagree	Disagree	Undecided	Agree	Strongly Agree
There is a public library close to where I live.	<input type="radio"/>	<input type="radio"/>	<input type="radio"/>	<input type="radio"/>	<input type="radio"/>
I have good-quality Internet access at home.	<input type="radio"/>	<input type="radio"/>	<input type="radio"/>	<input type="radio"/>	<input type="radio"/>
There is a park or other public space close to where I live.	<input type="radio"/>	<input type="radio"/>	<input type="radio"/>	<input type="radio"/>	<input type="radio"/>
I am involved with at least one group outside of school, such as community sports, community center, church, dance lessons, community theater, book club, etc.	<input type="radio"/>	<input type="radio"/>	<input type="radio"/>	<input type="radio"/>	<input type="radio"/>
There are plenty of opportunities in my neighborhood for people my age to play recreational sports.	<input type="radio"/>	<input type="radio"/>	<input type="radio"/>	<input type="radio"/>	<input type="radio"/>
I am currently on a recreational sports team or go to recreational athletics classes, such as swim or yoga lessons.	<input type="radio"/>	<input type="radio"/>	<input type="radio"/>	<input type="radio"/>	<input type="radio"/>
If I need it, there is plenty of local transportation (such as city buses) available so that I can get to various activities.	<input type="radio"/>	<input type="radio"/>	<input type="radio"/>	<input type="radio"/>	<input type="radio"/>
I often lack transportation to attend local activities in which I would like to participate.	<input type="radio"/>	<input type="radio"/>	<input type="radio"/>	<input type="radio"/>	<input type="radio"/>

What afterschool or outside-of-school activities would you be interested in participating in (that are not currently available or accessible)?

My Neighborhood

Please indicate your level of agreement with each statement.

	Strongly Disagree	Disagree	Undecided	Agree	Strongly Agree
My neighborhood is a good place to grow up.	<input type="radio"/>	<input type="radio"/>	<input type="radio"/>	<input type="radio"/>	<input type="radio"/>
My family currently lives in a house/apartment with all these things: running water, access to a kitchen area, and access to clothes washing machines.	<input type="radio"/>	<input type="radio"/>	<input type="radio"/>	<input type="radio"/>	<input type="radio"/>
It is not safe to hang out outside in my neighborhood.	<input type="radio"/>	<input type="radio"/>	<input type="radio"/>	<input type="radio"/>	<input type="radio"/>
In the past month I did not go to school at least one day because I felt unsafe at school or on the way to/from school.	<input type="radio"/>	<input type="radio"/>	<input type="radio"/>	<input type="radio"/>	<input type="radio"/>

A major challenge in my neighborhood is...

If I had the power to improve one thing in my neighborhood, I would...

Youth Survey - 3

Youth Survey - English

The Children's Trust

The mission of the Children's Trust of Alachua County is to "fund and support a coordinated system of community services that allows all youth and their families to thrive." How can the Children's Trust support you in becoming a successful adult?

Your Family

Just to make sure we have a representative sample for this survey, please provide your gender identification.

- a. Male
- b. Female
- c. Non-binary
- d. Other (please specify)

Also to make sure we have a representative sample, please provide your race/ethnic identification.

- a. American Indian or Alaskan
- b. Asian
- c. Black or African-American
- d. Native Hawaiian or Other Pacific Islander
- e. White
- f. Multiracial
- g. Other
- h. Hispanic/Latino
- i. Non-Hispanic/Latino

Is your family currently homeless or living with another family?

- a. Yes
- b. No
- c. Not sure

Would you be interested in providing your input to the Trust regarding services and supports for children, youth, and teens?

- a. No
- b. Not sure
- c. Yes – please provide your email address. This will be separated from your other responses.

Next to last question: Is there anything else you'd like to share regarding the Children's Trust or supports/opportunities for youth and their families in Alachua County?

Last question: If you were referred to this survey by an agency, what agency can we thank?

Gift Card Drawing

If you would like to be entered into the drawing for one of three \$25 gift cards, please provide your email address. Don't worry, your email address will be separated from your survey responses before analysis begins.

Youth Survey - 4

Youth Survey - English

Disqualification Page

Thank you for participating. This survey is only for youth in grades 6-12 who currently live in Alachua County.

The Children's Trust plans to share what we've learned from this survey and other Listening Project activities starting in May 2023. You can stay updated on the Listening Project by visiting the Children's Trust website at <https://www.childrenstrustofalachuacounty.us/bc-ct/page/listening-project>

Youth Survey - 5

Youth Survey - Spanish



La visión de Children's Trust es garantizar que cada niño en el condado de Alachua alcance su máximo potencial. Para ayudar al Children's Trust a hacer eso, se ha emprendido este Proyecto de Escuchar, para escuchar a jóvenes como usted!

Completar esta encuesta debera tomar entre 10 y 15 minutos. No hay respuestas correctas o incorrectas, solo queremos escuchar sus pensamientos y opiniones.

Su aporte guiará la dirección y futuras oportunidades de financiamiento para niños y familias en el Condado de Alachua. Sus respuestas individuales a la encuesta solo se incluirán como parte de los resultados generales. Si tiene alguna pregunta o inquietud con respecto a esta encuesta, comuníquese con SurveySupport@PrismaticServices.com.

Al final de la encuesta, tendrá la opción de participar en un sorteo de 1 de 3 tarjetas de regalo de \$25.

Primero, tenemos algunas preguntas para usted...

Encuesta para Jovenes

Donde Vive

1. Cual es el zip code de su casa?

32601	32606	32611	32622	32641	32658	32694
32602	32607	32612	32627	32643	32662	Ninguno
32603	32608	32614	32631	32653	32666	
32604	32609	32615	32633	32654	32667	
32605	32610	32618	32640	32655	32669	

2. En que ciudad vive?

Alachua	Earleton	Hawthorne	La Crosse	Micanopy	Waldo
Archer	Evinston	High Springs	Lochloosa	Melrose	Ninguno
Brooker	Gainesville	Island Grove	Melrose	Newberry	

3. En que grado esta en la escuela?

6 th
7 th
8 th
9 th
10 th
11 th



12th

Soporte para la Salud Fisica y Mental

1. He ido al dentista en el último año.
2. He tenido un chequeo regular con un médico en el último año.
3. He tenido mi visión revisada por un médico en el último año.
4. La mayoría de los días, hay suficiente comida en mi casa y no paso hambre
5. En el último año, me sentí triste o sin esperanza durante dos o más semanas seguidas y dejé de hacer las actividades habituales.
6. Tengo varios muy buenos amigos que son cercanos a mi edad.
7. Cuando tengo un problema, conozco al menos a una persona con la que puedo hablar al respecto.
8. Si faltó a la escuela es usualmente porque:
 - a. Estoy enfermo
 - b. Mi familia me necesita en casa
 - c. No tengo como llegar a la escuela
 - d. No quiero ir a la escuela
 - e. No sé
 - f. Otra razon ____

Muestra Dividida

Los adolescentes completarian al azar una de estas dos secciones.

Compromiso Educativo y Apoyos

1. Mi familia se preocupa por que me vaya bien en la escuela.
2. Si lo necesito, sé dónde puedo obtener tutoría académica, ya sea en mi escuela o fuera de la escuela.
3. Si tengo un problema, conozco al menos a un adulto en mi escuela a quien podría pedir ayuda.
4. Mis profesores tienen grandes expectativas de mí.
5. Mis profesores me hacen sentir bien conmigo mismo.
6. Estoy aprendiendo cosas útiles en la escuela.
7. Participo en al menos una actividad extracurricular en mi escuela, como deportes, clubes, consejo estudiantil, etc.
8. Mi educación creará muchas oportunidades para que alcance mis metas futuras.
9. La escuela es importante para lograr mis metas futuras.



Youth Survey - Spanish

10. Tengo esperanza en mi futuro.

Oportunidades Después de la Escuela y Fuera de la Escuela:

1. Hay una biblioteca pública cerca de donde vivo.
2. Tengo acceso a Internet de buena calidad en casa.
3. Hay un parque u otro espacio público cerca de donde vivo.
4. I am involved with at least one group outside of school, such as community sports, community center, church, dance lessons, community theater, book club, etc.
5. Estoy involucrado con al menos un grupo fuera de la escuela, como deportes comunitarios, centro comunitario, iglesia, lecciones de baile, teatro comunitario, club de lectura, etc.
6. Hay muchas oportunidades en mi vecindario para que la gente de mi edad practique deportes recreativos.
7. Actualmente estoy en un equipo deportivo recreativo o asisto a clases de atletismo recreativo, como clases de natación o yoga.
8. Si lo necesito, hay mucho transporte local (como autobuses urbanos) disponible para que pueda llegar a varias actividades.
9. A menudo me falta transporte para asistir a las actividades locales en las que me gustaría participar.
10. En qué actividades después de la escuela o fuera de la escuela le interesaría participar (que actualmente no están disponibles o accesibles)?

Mi Vecindario

1. Mi vecindario es un buen lugar para crecer.
2. Mi familia actualmente vive en una casa/apartamento con todas estas cosas: agua corriente, acceso a un área de cocina y acceso a lavadora de ropa.
3. No me siento seguro estando afuera en mi vecindario.
4. En el último mes no fui a la escuela por lo menos un día porque me sentía inseguro en la escuela o en el camino hacia o desde la escuela.
5. Un gran problema en mi vecindario es...
6. Si tuviera el poder de cambiar una cosa en mi vecindario, yo cambiaría...

The Children's Trust

1. La misión de Children's Trust of Alachua County es "financiar y apoyar un sistema coordinado de servicios comunitarios que permita que todos los jóvenes y sus familias prosperen". Cómo puede The Children's Trust ayudarlo a convertirse en un adulto exitoso?



Youth Survey - Spanish

Las Características Demográficas

1. Solo para asegurarnos de que tenemos una muestra representativa para esta encuesta, proporcione su identificación de género.

Masculino
Femenino
No-binario
Otro: _____

2. Para asegurarnos también que tenemos una muestra representativa, proporcione su identificación racial/étnica.

American Indian or Alaskan
Asian
Black or African-American
Native Hawaiian or Other Pacific Islander
Blanco
Multiracial
Other
Hispanic/Latino

3. Está su familia actualmente sin hogar o viviendo con otra familia? [S, N, NS]

Si
No
No estoy seguro

4. Estaría interesado en brindar su opinión al Children's Trust con respecto a los servicios y apoyos para niños, jóvenes y adolescentes?

No gracias
No estoy seguro
Si - por favor ingrese su correo electrónico. Este será separado de las otras respuestas en esta encuesta

5. Penúltima pregunta: Hay algo más que le gustaría compartir sobre Children's Trust o apoyos/oportunidades para los jóvenes y sus familias en el Condado de Alachua?
6. Última pregunta: si una agencia lo refirió a esta encuesta, a qué agencia podemos agradecerle?



Youth Survey - Spanish

Chance de ganar un Gift Card!

1. Si desea participar en el sorteo de una de las tres tarjetas de regalo de \$25, proporcione su dirección de correo electrónico. No se preocupe, su dirección de correo electrónico se separará de sus respuestas a la encuesta antes de comenzar el análisis.

Página de descalificación

Gracias por participar. Esta encuesta es solo para jóvenes en los grados 6-12 que actualmente viven en el Condado de Alachua.



Youth Survey – Short Version - English



The vision of the Children’s Trust is to ensure every child in Alachua County reaches their maximum potential. To help the Trust do that, it has embarked on this Listening Project to hear from youth like you!

<i>Please tell us about your experiences in Alachua County</i>	Yes	No	Not Sure
My neighborhood is a good place to grow up.	<input type="radio"/>	<input type="radio"/>	<input type="radio"/>
It is not safe to hang out outside in my neighborhood.	<input type="radio"/>	<input type="radio"/>	<input type="radio"/>
In the past month I did not go to school at least one day because I felt unsafe at school or on the way to/from school.	<input type="radio"/>	<input type="radio"/>	<input type="radio"/>
I have been to the dentist in the past year.	<input type="radio"/>	<input type="radio"/>	<input type="radio"/>
I have had a regular checkup with a doctor in the past year.	<input type="radio"/>	<input type="radio"/>	<input type="radio"/>
I have had my vision checked by a doctor in the past year.	<input type="radio"/>	<input type="radio"/>	<input type="radio"/>
On most days, there is enough food in my home and I don’t go hungry.	<input type="radio"/>	<input type="radio"/>	<input type="radio"/>
In the past year, I’ve felt sad or hopeless for two or more weeks in a row and stopped doing usual activities.	<input type="radio"/>	<input type="radio"/>	<input type="radio"/>
I have several really good friends who are close to my age.	<input type="radio"/>	<input type="radio"/>	<input type="radio"/>
When I have a problem, I know at least one person I can talk with about it.	<input type="radio"/>	<input type="radio"/>	<input type="radio"/>
There is a public library close to where I live.	<input type="radio"/>	<input type="radio"/>	<input type="radio"/>
I have good-quality Internet access at home.	<input type="radio"/>	<input type="radio"/>	<input type="radio"/>
There is a park or other public space close to where I live.	<input type="radio"/>	<input type="radio"/>	<input type="radio"/>
I am involved with at least one group outside of school, such as community sports, community center, church, dance lessons, community theater, book club, etc.	<input type="radio"/>	<input type="radio"/>	<input type="radio"/>
There are plenty of opportunities in my neighborhood for people my age to play recreational sports.	<input type="radio"/>	<input type="radio"/>	<input type="radio"/>
I am currently on a recreational sports team or go to recreational athletics classes, such as swim or yoga lessons.	<input type="radio"/>	<input type="radio"/>	<input type="radio"/>
If I need it, there is plenty of local transportation (such as city buses) available so that I can get to various activities.	<input type="radio"/>	<input type="radio"/>	<input type="radio"/>
I often lack transportation to attend local activities in which I would like to participate.	<input type="radio"/>	<input type="radio"/>	<input type="radio"/>
My family currently lives in a house/apartment with all these things: running water, access to a kitchen area, and access to clothes washing machines.	<input type="radio"/>	<input type="radio"/>	<input type="radio"/>

What afterschool or outside-of-school activities would you be interested in participating in (that are not currently available or accessible)?

A major challenge in my neighborhood is...

If I had the power to improve one thing in my neighborhood, I would...

Youth Survey – Short Version - English

The mission of the Children’s Trust of Alachua County is to “fund and support a coordinated system of community services that allows all youth and their families to thrive.” How can the Children’s Trust support you in becoming a successful adult?

What is your home zip code?

In what city do you live?

In what grade are you?

- 6th Grade
 7th Grade
 8th Grade
 9th Grade
 10th Grade
 11th Grade
 12th Grade
 None of the above

To make sure we have a representative sample, please provide your gender identification:

- Male
 Female
 Non-binary
 Other: _____

To make sure we have a representative sample, please provide your race/ethnic identification(s):

- American Indian or Alaskan
 Asian
 Black or African-American
 Native Hawaiian or Other Pacific Islander
 White
 Multiracial
 Other
 Hispanic/Latino
 Non-Hispanic/Latino

If you would like to be entered into the drawing for one of three \$25 gift cards, please provide your email address. Don't worry, your email address will be separated from your survey responses.

THANK YOU!

Youth Survey – Short Version - Spanish



Muchas organizaciones en nuestra comunidad estan trabajando para proveer mejores servicios y oportunidades para los jovenes. Para ayudar al Children's Trust a hacer esto, nos gustaria oir lo que a usted le gusta o necesita. Su opinion es importante!

Cual es su opinion acerca de:	Si	No	Indeciso
Mi vecindario es un buen lugar para crecer.	<input type="radio"/>	<input type="radio"/>	<input type="radio"/>
No es seguro pasar tiempo afuera en mi vecindario.	<input type="radio"/>	<input type="radio"/>	<input type="radio"/>
En el último mes no fui a la escuela por lo menos un día porque no me sentía seguro en la escuela o en el camino hacia o desde la escuela.	<input type="radio"/>	<input type="radio"/>	<input type="radio"/>
He ido al dentista en el último año.	<input type="radio"/>	<input type="radio"/>	<input type="radio"/>
He tenido un chequeo regular con un médico en el último año.	<input type="radio"/>	<input type="radio"/>	<input type="radio"/>
He tenido mi visión revisada por un médico en el último año.	<input type="radio"/>	<input type="radio"/>	<input type="radio"/>
La mayoría de los días, hay suficiente comida en mi casa y no paso hambre.	<input type="radio"/>	<input type="radio"/>	<input type="radio"/>
En el último año, me sentí triste o sin esperanza durante dos o más semanas seguidas y dejé de hacer las actividades habituales.	<input type="radio"/>	<input type="radio"/>	<input type="radio"/>
Tengo varios muy buenos amigos que son cercanos a mi edad.	<input type="radio"/>	<input type="radio"/>	<input type="radio"/>
Cuando tengo un problema, conozco al menos a una persona con la que puedo hablar al respecto.	<input type="radio"/>	<input type="radio"/>	<input type="radio"/>
Hay una biblioteca pública cerca de donde vivo.	<input type="radio"/>	<input type="radio"/>	<input type="radio"/>
Tengo acceso a Internet de buena calidad en casa.	<input type="radio"/>	<input type="radio"/>	<input type="radio"/>
Hay un parque u otro espacio público cerca de donde vivo.	<input type="radio"/>	<input type="radio"/>	<input type="radio"/>
Estoy involucrado con al menos un grupo fuera de la escuela, como deportes comunitarios, centro comunitario, iglesia, lecciones de baile, teatro comunitario, club de lectura, etc.	<input type="radio"/>	<input type="radio"/>	<input type="radio"/>
Hay muchas oportunidades en mi vecindario para que la gente de mi edad practique deportes recreativos.	<input type="radio"/>	<input type="radio"/>	<input type="radio"/>
Actualmente estoy en un equipo deportivo recreativo o asisto a clases de atletismo recreativo, como clases de natación o yoga.	<input type="radio"/>	<input type="radio"/>	<input type="radio"/>
Si lo necesito, hay mucho transporte local (como autobuses urbanos) disponible para que pueda llegar a varias actividades.	<input type="radio"/>	<input type="radio"/>	<input type="radio"/>
A menudo me falta transporte para asistir a las actividades locales en las que me gustaría participar.	<input type="radio"/>	<input type="radio"/>	<input type="radio"/>
Mi familia actualmente vive en una casa/apartamento con todas estas cosas: agua corriente, acceso a un área de cocina y acceso a lavadora de ropa.	<input type="radio"/>	<input type="radio"/>	<input type="radio"/>

En qué actividades después de la escuela o fuera de la escuela le interesaría participar (que actualmente no están disponibles o accesibles)?

Un gran problema en mi vecindario es...

Si tuviera el poder de cambiar una cosa en mi vecindario, yo cambiaría...

Youth Survey – Short Version - Spanish

La misión de Children's Trust of Alachua County es "financiar y apoyar un sistema coordinado de servicios comunitarios que permita que todos los jóvenes y sus familias prosperen". Cómo puede The Children's Trust ayudarlo a convertirse en un adulto exitoso?

Cual es el zip code de su hogar?

En que ciudad vive?

En que grado esta en la escuela?

- 6th
 7th
 8th
 9th
 10th
 11th
 12th
 Ninguna de las anteriores

Solo para asegurarnos de que tenemos una muestra representativa para esta encuesta, proporcione su identificación de género

- Masculino
 Fememino
 No-binario
 Otro: _____

Para asegurarnos tambien que tenemos una muestra representativa, proporcione su identificación racial/étnica.

- American Indian or Alaskan
 Asiatico
 Negro o Afro-Americano
 Native Hawaiian o Otro Pacific Islander
 Blanco
 Multiracial
 Otro
 Hispano/Latino
 Non-Hispano/Latino

Si desea participar en el sorteo de una de las tres tarjetas de regalo de \$25, proporcione su dirección de correo electrónico. No se preocupe, su dirección de correo electrónico se separará de sus respuestas a la encuesta antes de comenzar el análisis.

GRACIAS!

Provider Survey



The vision of the Children's Trust is to facilitate equitable access and opportunities for all children and families in Alachua County to ensure every child reaches their maximum potential. To help the Trust do that, it has embarked on this Listening Project to hear from individuals in our community.

All surveys are sent directly to Prismatic Services, the vendor selected to carry out this work. You have the option to complete this survey anonymously. Only anonymous and aggregate results will be shared with Children's Trust.

If you have any questions/concerns regarding this survey, please contact SurveySupport@PrismaticServices.com

This survey should take 15-20 minutes to complete.

First, we have a few background questions for you...

Provider Survey

Your Organization and Community

What portion of the community does your organization serve? Check all that apply.

- Adults in families with children
- Children birth to 5 years of age
- Children in elementary school
- Children in middle or high school
- Pregnant persons or new parents
- Professionals who provide services for children
- Other (please specify)

What are strengths or assets of the local community you serve?

What additional services do you wish your organization could provide?

What additional supports or resources would help your organization grow, improve, or thrive? *Check all that apply.*

- Increased staffing
- Assistance in finding qualified staff
- Increased retention of qualified staff
- Increased family awareness of services
- Professional development
- More expertise or capacity in billing/finance
- More expertise or capacity in grants management
- More expertise or capacity in HR
- More expertise or capacity in data collection
- More expertise or capacity in outreach and communication
- Facilities upkeep
- Larger or improved physical space
- Communicating with our target community
- Other (please specify)

Provider Survey - 1

Provider Survey

Working Collaboratively

What has your organization found to be the best strategy in building trust with the families/youth you serve?

Do you participate in any provider/agency groups that work together in serving families/youth?

- a. Yes
- b. No

What provider/agency groups do you work with in serving youth/families?

If such a provider/agency group existed, would your organization be likely to participate in it?

- a. Yes
- b. No
- c. Don't know

Your Organization and Community

Does your organization currently have a waiting list of families/youth?

- a. Yes
- b. No
- c. Don't know

Thinking about the population your organization serves, what are the two top services/supports they need that are not being met? *These may be services/supports that your organization does not provide.*

Facilitating Coordination

The Children's Trust strives to become a coordinating body and funder of children's services throughout the county.

How could the Trust better facilitate coordination between providers?

Please rank with 1 being highest and 7 being lowest.

	Topic Based Events
	Provider Summits
	Biannual Provider Meetings
	Meet and Greets
	Shared professional Development
	Virtual Bulletin Board
	Monthly Provider "News and Update" Emails

Do you have any additional suggestions for how the Trust could better facilitate coordination between providers?

Provider Survey - 2

Provider Survey

Envisioning a System of Supports

The mission of the Children’s Trust of Alachua County is to “fund and support a coordinated system of community services that allows all youth and their families to thrive.”

When you envision a system of supports for our children and youth in Alachua County that works effectively, what do you see?

Our Community – Areas That Are Well-Supported

Thinking about Alachua County, what are three areas that you feel families/youth are well supported?

- Prenatal and Postpartum Care
- Mental Health & Well being
- Substance Abuse Prevention
- Physical Health
- Dental Care
- Food Security
- Housing Adequacy/Security
- Quality Child Care
- Quality education for school-age students
- Enrichment and Out-school-time Programs
- Literacy & Other Academic Supports
- Support for Special Needs Children (i.e., Developmental Delays and Disabilities)
- Career Exploration & Preparation
- Connect Families to Resources (Basic Needs)
- Family Strengthening & Supports
- Injury Prevention
- Delinquency / Truancy
- Violence Prevention / Safety
- Other (please specify)

Our Community – Issues That Concern Your Families/Youth

Which community issues are the families/youth served by your organization most concerned about?

Please check all that apply.

- Prenatal and Postpartum Care
- Mental Health & Well being
- Substance Abuse Prevention
- Physical Health
- Dental Care
- Food Security
- Housing Adequacy/Security
- Provider Professional Development & Capacity Building
- Quality Child Care
- Quality education for school-age students
- Enrichment and Out-school-time Programs
- Literacy & Other Academic Supports
- Special Needs Children (i.e., Developmental Delays and Disabilities)

Provider Survey - 3

Provider Survey

- Career Exploration & Preparation
- Connect Families to Resources (Basic Needs)
- Family Strengthening & Supports
- Injury Prevention
- Delinquency / Truancy
- Violence / Safety
- Other (please specify)

Our Community – Issues of Concern

Which community issues are you most concerned about? These could be issues your organization focuses on in its work or could be issues impacting the community outside of your work but they are impeding your ability to meet families' needs. *Please choose the top three.*

- Prenatal and Postpartum Care
- Mental Health & Well being
- Substance Abuse Prevention
- Physical Health
- Dental Care
- Food Security
- Housing Adequacy/Security
- Provider Professional Development & Capacity Building
- Quality Child Care
- Quality education for school-age students
- Enrichment and Out-school-time Programs
- Literacy & Other Academic Supports
- Special Needs Children (i.e., Developmental Delays and Disabilities)
- Career Exploration & Preparation
- Connect Families to Resources (Basic Needs)
- Family Strengthening & Supports
- Injury Prevention
- Delinquency / Truancy
- Violence / Safety
- Other (please specify)

Our Community – Improve One Thing

If you could improve just one thing in Alachua County to help all children/youth thrive, what would it be?

Provider Survey - 4

Provider Survey

Children's Trust Goals and Indicators

Goals	Indicators
All children are born healthy and remain healthy.	A. Percent of low birth weight babies B. Rate of hospitalizations for self-inflicted injuries C. Rate of bacterial STDs D. Rate of child food insecurity
All children can learn what they need to be successful.	E. Percent of children ready for Kindergarten F. Percent of 3 rd grade students proficient in English. G. Percent of 8 th grade students proficient in reading. H. High school graduation rate
All children have nurturing, supportive caregivers and relationships.	I. Rate of children subject to maltreatment J. Rate of youth arrests K. Number of children in out-of-home care
All children live in a safe community.	L. Social Vulnerability Index percentile M. Percent of household with severe housing problems N. Rate of violent crimes O. Rate of non-fatal motor vehicle traffic related hospitalizations among children aged 12-18

<i>Please rate and rank of each of the Trust's indicators.</i>	Useful Indicator	Should be 1 of the top 3 Trust Priorities
A. Percent of low birth weight babies		
B. Rate of hospitalizations for self-inflicted injuries		
C. Rate of bacterial STDs		
D. Rate of child food insecurity		
E. Percent of children ready for Kindergarten		
F. Percent of 3 rd grade students proficient in English.		
G. Percent of 8 th grade students proficient in reading.		
H. High school graduation rate		
I. Rate of children subject to maltreatment		
J. Rate of youth arrests		
K. Number of children in out-of-home care		
L. Social Vulnerability Index percentile		
M. Percent of household with severe housing problems		
N. Rate of violent crimes		
O. Rate of non-fatal motor vehicle traffic related hospitalizations		

Are there any other indicators that you believe the Trust should use in measuring progress in meeting its goals of improving the lives of children?

- a. No
- b. Yes – What are they? Please specify.

Provider Survey - 5

Provider Survey

Children's Trust -Values, Strengths, and Weaknesses

Please rate the value of the Trust's partnership to your organization on a scale of 1 to 10, with 1 being "not at all valuable" and 10 being "absolutely critical to our organization's success".

Organizations often have stated core values, such as: Accountable, Collaborative, Customer-Focused, Efficient, Empathy, Equity, Inclusive, Innovative, Respect, Stewardship, and Transparent. When you think about the Trust and its mission, what three values do you think are most important for the Trust?

One particular area of concern is reducing disparities in child outcomes. What are your thoughts for how the Trust might better tackle this issue?

In what areas does the Trust struggle the most right now? Why do you think it is struggling in those areas?

Thinking about the Trust today, what would say are its biggest strengths?

Your Organization Information

Is there a specific geographic location in Alachua County your organization focuses on?

Please check all the areas your organization predominantly serves:

- Alachua
- Archer
- Brooker
- Earleton
- Evinston
- Gainesville
- Hawthorne
- High Springs
- Island Grove
- La Crosse
- Lochloosa
- Micanopy
- Melrose
- Newberry
- Waldo
- All of Alachua County
- Other (please specify)

What Provider/Agency do you represent?

Your name and email address.

Name:

Email Address:

One last question: Is there anything else you'd like to share regarding the Trust?

Provider Survey - 6

Partner Survey



The vision of the Children's Trust is to facilitate equitable access and opportunities for all children and families in Alachua County to ensure every child reaches their maximum potential. To help the Trust do that, it has embarked on this Listening Project to hear from individuals in our community.

All surveys are sent directly to Prismatic Services, the vendor selected to carry out this work. You have the option to complete this survey anonymously. Only anonymous and aggregate results will be shared with Children's Trust.

If you have any questions/concerns regarding this survey, please contact SurveySupport@PrismaticServices.com

This survey should take 15-20 minutes to complete.

First, we have a few background questions for you...

Partner Survey

Your Organization and Community

What portion of the community does your organization serve? Check all that apply.

- Adults in families with children
- Children birth to 5 years of age
- Children in elementary school
- Children in middle or high school
- Pregnant persons or new parents
- Professionals who provide services for children
- Other (please specify)

What are strengths or assets of the local community you serve?

What additional services do you wish your organization could provide?

What additional supports or resources would help your organization grow, improve, or thrive?

Check all that apply.

- Increased staffing
- Assistance in finding qualified staff
- Increased retention of qualified staff
- Increased family awareness of services
- Professional development
- More expertise or capacity in billing/finance
- More expertise or capacity in grants management
- More expertise or capacity in HR
- More expertise or capacity in data collection
- More expertise or capacity in outreach and communication
- Facilities upkeep
- Larger or improved physical space
- Communicating with our target community
- Other (please specify)

Partner Survey - 1

Partner Survey

Working Collaboratively

What has your organization found to be the best strategy in building trust with the families/youth you serve?

Do you participate in any provider/agency groups that work together in serving families/youth?

- a. Yes
- b. No

What provider/agency groups do you work with in serving youth/families?

If such a provider/agency group existed, would your organization be likely to participate in it?

- a. Yes
- b. No
- c. Don't know

Your Organization and Community

Does your organization currently have a waiting list of families/youth?

- a. Yes
- b. No
- c. Don't know

Thinking about the population your organization serves, what are the two top services/supports they need that are not being met? *These may be services/supports that your organization does not provide.*

Facilitating Coordination

The Children's Trust strives to become a coordinating body and funder of children's services throughout the county.

How could the Trust better facilitate coordination between providers?

Please rank with 1 being highest and 7 being lowest.

	Topic Based Events
	Provider Summits
	Biannual Provider Meetings
	Meet and Greets
	Shared professional Development
	Virtual Bulletin Board
	Monthly Provider "News and Update" Emails

Do you have any additional suggestions for how the Trust could better facilitate coordination between providers?

Partner Survey - 2

Partner Survey

Envisioning a System of Supports

The mission of the Children’s Trust of Alachua County is to “fund and support a coordinated system of community services that allows all youth and their families to thrive.”

When you envision a system of supports for our children and youth in Alachua County that works effectively, what do you see?

Our Community – Areas That Are Well-Supported

Thinking about Alachua County, what are three areas that you feel families/youth are well supported?

- Prenatal and Postpartum Care
- Mental Health & Well being
- Substance Abuse Prevention
- Physical Health
- Dental Care
- Food Security
- Housing Adequacy/Security
- Quality Child Care
- Quality education for school-age students
- Enrichment and Out-school-time Programs
- Literacy & Other Academic Supports
- Support for Special Needs Children (i.e., Developmental Delays and Disabilities)
- Career Exploration & Preparation
- Connect Families to Resources (Basic Needs)
- Family Strengthening & Supports
- Injury Prevention
- Delinquency / Truancy
- Violence Prevention / Safety
- Other (please specify)

Our Community – Issues That Concern Your Families/Youth

Which community issues are the families/youth served by your organization most concerned about?

Please check all that apply.

- Prenatal and Postpartum Care
- Mental Health & Well being
- Substance Abuse Prevention
- Physical Health
- Dental Care
- Food Security
- Housing Adequacy/Security
- Provider Professional Development & Capacity Building
- Quality Child Care
- Quality education for school-age students
- Enrichment and Out-school-time Programs
- Literacy & Other Academic Supports
- Special Needs Children (i.e., Developmental Delays and Disabilities)

Partner Survey - 3

Partner Survey

- Career Exploration & Preparation
- Connect Families to Resources (Basic Needs)
- Family Strengthening & Supports
- Injury Prevention
- Delinquency / Truancy
- Violence / Safety
- Other (please specify)

Our Community – Issues of Concern

Which community issues are you most concerned about? These could be issues your organization focuses on in its work or could be issues impacting the community outside of your work but they are impeding your ability to meet families' needs. *Please choose the top three.*

- Prenatal and Postpartum Care
- Mental Health & Well being
- Substance Abuse Prevention
- Physical Health
- Dental Care
- Food Security
- Housing Adequacy/Security
- Provider Professional Development & Capacity Building
- Quality Child Care
- Quality education for school-age students
- Enrichment and Out-school-time Programs
- Literacy & Other Academic Supports
- Special Needs Children (i.e., Developmental Delays and Disabilities)
- Career Exploration & Preparation
- Connect Families to Resources (Basic Needs)
- Family Strengthening & Supports
- Injury Prevention
- Delinquency / Truancy
- Violence / Safety
- Other (please specify)

Our Community – Improve One Thing

If you could improve just one thing in Alachua County to help all children/youth thrive, what would it be?

Partner Survey - 4

Partner Survey

Children's Trust Goals and Indicators

Goals	Indicators
All children are born healthy and remain healthy.	A. Percent of low birth weight babies B. Rate of hospitalizations for self-inflicted injuries C. Rate of bacterial STDs D. Rate of child food insecurity
All children can learn what they need to be successful.	E. Percent of children ready for Kindergarten F. Percent of 3 rd grade students proficient in English. G. Percent of 8 th grade students proficient in reading. H. High school graduation rate
All children have nurturing, supportive caregivers and relationships.	I. Rate of children subject to maltreatment J. Rate of youth arrests K. Number of children in out-of-home care
All children live in a safe community.	L. Social Vulnerability Index percentile M. Percent of household with severe housing problems N. Rate of violent crimes O. Rate of non-fatal motor vehicle traffic related hospitalizations among children aged 12-18

<i>Please rate and rank of each of the Trust's indicators.</i>	Useful Indicator	Should be 1 of the top 3 Trust Priorities
A. Percent of low birth weight babies		
B. Rate of hospitalizations for self-inflicted injuries		
C. Rate of bacterial STDs		
D. Rate of child food insecurity		
E. Percent of children ready for Kindergarten		
F. Percent of 3 rd grade students proficient in English.		
G. Percent of 8 th grade students proficient in reading.		
H. High school graduation rate		
I. Rate of children subject to maltreatment		
J. Rate of youth arrests		
K. Number of children in out-of-home care		
L. Social Vulnerability Index percentile		
M. Percent of household with severe housing problems		
N. Rate of violent crimes		
O. Rate of non-fatal motor vehicle traffic related hospitalizations		

Are there any other indicators that you believe the Trust should use in measuring progress in meeting its goals of improving the lives of children?

- a. No
- b. Yes – What are they? Please specify.

Partner Survey - 5

Partner Survey

Children's Trust -Values, Strengths, and Weaknesses

Organizations often have stated core values, such as: Accountable, Collaborative, Customer-Focused, Efficient, Empathy, Equity, Inclusive, Innovative, Respect, Stewardship, and Transparent. When you think about the Trust and its mission, what three values do you think are most important for the Trust?

One particular area of concern is reducing disparities in child outcomes. What are your thoughts for how the Trust might better tackle this issue?

In what areas does the Trust struggle the most right now? Why do you think it is struggling in those areas?

Thinking about the Trust today, what would say are its biggest strengths?

Your Organization Information

Is there a specific geographic location in Alachua County your organization focuses on?
Please check all the areas your organization predominantly serves:

- Alachua
- Archer
- Brooker
- Earleton
- Evinston
- Gainesville
- Hawthorne
- High Springs
- Island Grove
- La Crosse
- Lochloosa
- Micanopy
- Melrose
- Newberry
- Waldo
- All of Alachua County
- Other (please specify)

Your name and email address. This will be used only to verify breadth of partner participation. Your individual survey answers will not be identified to Trust staff.

Name:

Email address:

One last question: Is there anything else you'd like to share regarding the Trust?

Partner Survey - 6

Appendix D

Youth Survey Results

Four forms of the Youth Survey were developed and administered:

- ◆ Long version, English - received 163 valid responses
- ◆ Long version, Spanish - received 5 valid responses
- ◆ Short version, English - received 103 valid responses
- ◆ Short version, Spanish - received 12 valid responses

To gather as much information as possible on the electronic versions of the surveys, most survey questions were not required. Requiring respondents to answer questions can lead to survey abandonment, particularly if they encounter a question they find uncomfortable. This results in varying number of responses for each survey question. In addition, because of the number of questions included, split sampling was used in the online versions of the surveys, meaning that not every youth was asked to respond to every question. They were randomly split by the system to answer subsets of the questions.

To gather as much geographical information as possible, respondents were asked to provide their home zip code and their city of residence. In cases where the zip code did not correspond to the city, the city was used, with one exception. When the respondent indicated Alachua as the city, but a zip code that was not Alachua, the city was recoded to the city indicated by the provided zip code. In those cases, it was surmised that the respondent likely thought the request was for “county” instead of “city.” This led to the recoding of 55 responses from Alachua to some other city (predominantly Gainesville).

1. What is your home zip code?

Zip Code	#	%
32601	26	9%
32602	15	5%
32603	2	1%
32604	3	1%
32605	6	2%
32606	16	6%
32607	31	11%
32608	18	6%
32609	16	6%
32610	1	0%
32611	2	1%
32612	8	3%
32614	1	0%
32615	6	2%
32618	11	4%

Zip Code	#	%
32622	1	0%
32627	1	0%
32631	1	0%
32640	19	7%
32641	17	6%
32643	5	2%
32653	10	4%
32654	1	0%
32662	1	0%
32666	2	1%
32667	9	3%
32669	8	3%
32694	2	1%
Don't Know/ None of the above/ No Response	44	16%
Total	283	

2. In what city do you live?

Recoded City	#	%
Alachua	8	3%
Archer	11	4%
Brooker	4	1%
Earleton	1	0%
Evinston	1	0%
Gainesville	183	65%
Hawthorne	21	7%
High Springs	6	2%
La Crosse	1	0%
Lochloosa	1	0%
Melrose	2	1%
Micanopy	10	4%
Newberry	8	3%
Waldo	3	1%
None of the above/ No Response	23	8%
Total	283	

Physical and Mental Health Supports

For these questions and similar subsequent questions, the long versions of the surveys included a 5-point Likert scale, while the short versions included a 3-point scale. Responses from the long surveys have been combined to report on the 3-point scale (“strongly agree” and “agree” combined; “strongly disagree” and “disagree” combined).

“No response” responses were ignored for these questions and similar subsequent questions. These questions were included in the Long and Short versions. Split sampling was used for these questions in the online version.

Statement	#	Disagree	Undecided	Agree	% Agree	
					Gainesville	Outside of Gainesville
3. I have been to the dentist in the past year.	154	31%	9%	60%	61%	59%
4. I have had a regular checkup with a doctor in the past year.	149	22%	9%	69%	70%	66%
5. I have had my vision checked by a doctor in the past year.	152	27%	10%	63%	61%	66%
6. On most days, there is enough food in my home and I don't go hungry.	154	12%	8%	80%	80%	78%
7. In the past year, I've felt sad or hopeless for two or more weeks in a row and stopped doing usual activities.	155	57%	15%	28%	31%	24%
8. I have several really good friends who are close to my age.	155	21%	10%	70%	69%	64%
9. When I have a problem, I know at least one person I can talk with about it.	154	14%	11%	75%	78%	78%

10. If I miss school, it is usually because:

Miss School	#	%
I am sick	23	56%
I don't want to go to school	2	5%
I have no way to get to school	5	12%
My family needs me at home	5	12%
Don't Know/ Other (please specify)	6	15%
Total	41	

Educational Engagement and Supports

These questions were not included in the Short version. Split sampling was used for these questions in the online version. Not enough surveys were received in the “Not Gainesville” category to report on that breakdown.

Statement	#	Disagree	Undecided	Agree	% Agree
					Gainesville
11. My family cares about whether I do well in school.	63	8%	17%	75%	66%
12. If I need it, I know where I can get academic tutoring, either at my school or outside of school.	63	11%	19%	70%	60%
13. If I have a problem, I know at least one adult in my school who I could ask for help.	63	24%	17%	59%	53%
14. My teachers have high expectations of me.	63	6%	37%	57%	51%
15. My teachers make me feel good about myself.	61	21%	30%	49%	44%
16. I am learning useful things at school.	63	16%	30%	54%	57%
17. I participate in at least one extracurricular activity at my school, such as sports, clubs, student council, etc.	63	33%	21%	46%	43%
18. My education will create many chances for me to reach my future goals.	62	15%	19%	66%	65%
19. School is important for achieving my future goals.	60	13%	17%	70%	70%
20. I am hopeful about my future.	62	11%	16%	73%	66%

Afterschool and Outside-of-School Opportunities

These questions were included in the Long and Short versions. Split sampling was used for these questions in the online version.

Statement	#	Disagree	Undecided	Agree	% Agree	
					Gainesville	Not Gainesville
21. There is a public library close to where I live.	169	25%	18%	57%	56%	58%
22. I have good-quality Internet access at home.	169	22%	5%	73%	76%	65%*
23. There is a park or other public space close to where I live.	168	18%	7%	74%	77%	69%
24. I am involved with at least one group outside of school, such as community sports, community center, church, dance lessons, community theater, book club, etc.	171	30%	12%	57%	62%	48%*
25. There are plenty of opportunities in my neighborhood for people my age to play recreational sports.	170	36%	19%	45%	49%	38%*
26. I am currently on a recreational sports team or go to recreational athletics classes, such as swim or yoga lessons.	170	56%	15%	29%	32%	25%
27. If I need it, there is plenty of local transportation (such as city buses) available so that I can get to various activities.	171	35%	15%	51%	65%	26%*
28. I often lack transportation to attend local activities in which I would like to participate.	170	54%	14%	32%	31%	35%

**An asterisk is shown next to Gainesville/Outside of Gainesville comparison where the differences are statistically significant.*

29. What afterschool or outside-of-school activities would you be interested in participating in (that are not currently available or accessible)? (Youth could provide multiple answers.) (131 youth responded to this question).

Response	#	%
Sports (general, archery, figure skating, majorettes, baseball, girls basketball, fitness club, cheer, softball, soccer, volley ball)	21	20%
Rugby	12	11%
Football (including tackle football for girls)	11	10%
Basketball	6	6%
Community Pool/Swimming	5	5%
Track	5	5%
Cooking classes/clubs	4	4%
Dance classes	4	4%
Gymnastics	4	4%
Learning Skills (including English classes and how to do hair)	4	4%
Working	4	4%
Computer programming classes/ Gaming	3	3%
Movie Club	3	3%
Martial Arts	2	2%
Book club	2	2%
Financial literacy classes	2	2%
Music/music production	2	2%
More activities for kids	2	2%
Gaming and playing with friends	2	2%
Other (including church, drawing class, art class, photography class, science club, parent support program, health services)	9	8%
Total	107	

My Neighborhood

These questions were included in the Long and Short versions. Split sampling was not used in the online version.

Statement	#	Disagree	Undecided	Agree	% Agree	
					Gainesville	Not Gainesville
30. My neighborhood is a good place to grow up.	279	17%	32%	51%	50%	53%
31. My family currently lives in a house/apartment with all these things: running water, access to a kitchen area, and access to clothes washing machines.	279	11%	11%	78%	74%	85%
32. It is not safe to hang out outside in my neighborhood.	274	51%	25%	23%	28%	14%*
33. In the past month I did not go to school at least one day because I felt unsafe at school or on the way to/from school.	277	66%	19%	14%	14%	16%

**An asterisk is shown next to Gainesville/Outside of Gainesville comparison where the differences are statistically significant.*

34. A major challenge in my neighborhood is _____. (126 youth responded to this question).

Response	#	%
Poor/No After school tutoring	33	25%
Meeting other kids	14	11%
Fighting/Violence/Gang Violence/Lack of Safety	11	8%
No/Poor internet	9	7%
Lack of sport facilities/playgrounds	8	6%
Cleanliness/Littering	6	5%
Criminal activity (including drug dealing)	6	5%
Animals (including wild, loose dogs, and bugs)	5	4%
Traffic, speeding	5	4%
Clean water	4	3%
Lack of health care services	4	3%
Streets/Lighting	4	3%

Response	#	%
Transportation	4	3%
Lack of activities	3	2%
Lack of crosswalks/sidewalks	3	2%
Hunger among children	2	2%
Other (including hunters, inadequate housing, cost, lack of space, nighttime noise, lack of healthy food, substance abuse, and truancy)	10	8%
Total	131	

35. If I had the power to improve one thing in my neighborhood, I would: _____. (171 youth responded to this question).

Response	#	%
Improve safety	35	20%
Public Health	34	20%
Playgrounds, parks, sports facilities	22	13%
Improve cleanliness	11	6%
Improve internet	9	5%
Affordable housing/add housing/Improve housing	8	5%
Improve streets, sidewalks	8	5%
Health Care/Health care center	5	3%
Activities for youth	3	2%
Food program	3	2%
Neighborhood socials	3	2%
Funding	2	1%
Improve education	2	1%
More people my age	2	1%
Training program/Job opportunities	2	1%
Care for environment/Clean water	2	1%
Other	23	14%
Total	174	

The Children's Trust

36. The mission of the Children's Trust of Alachua County is to "fund and support a coordinated system of community services that allows all youth and their families to thrive." How can the Children's Trust support you in becoming a successful adult? (Only asked on the Long version, without split sampling. 127 youth responded to this question).

Response	#	%
Support quality education	45	31%
Activities for youth	18	13%
Make school more relevant/Educate on "adult skills"	13	9%
Funding, including funding their school, funding charities, and paying for afterschool programs	10	7%
Mental health supports, including supports for LGBTQ and neurodivergent youth	6	4%
Support career goals	5	3%
Education support, including college scholarship and college prep resources	4	3%
Sports facilities	3	2%
Healthy food	3	2%
Health care services	2	1%
Job opportunities/Job resources	2	1%
Support school clubs	2	1%
Nothing specific	20	14%
Other	10	7%
Total	143	

37. Would you be interested in providing your input to the Trust regarding services and supports for children, youth, and teens?

A total of 17 indicated interest and provided a valid email address.

Demographics

38. In what grade are you in school?

Grade	#	%
6 th	33	12%
7 th	29	10%
8 th	30	11%
9 th	64	23%
10 th	26	9%
11 th	26	9%
12 th	45	16%
No response	30	11%
	283	

39. Please provide your gender identification.

Gender	#	%
Female	130	46%
Male	126	45%
Non-Binary	4	1%
Prefer not to say/ No response	23	8%
	283	

40. Please provide your race/ethnic identification. (Respondents could select multiple.)

Race/Ethnicity	#	%	%	
			Gainesville	Not Gainesville
American Indian or Alaskan	7	2%	2%	1%
Asian	6	2%	1%	3%
Black or African-American	145	50%	54%	48%
Native Hawaiian or Other Pacific Islander	5	2%	1%	1%
White	83	28%	31%	29%
Multiracial	16	5%	3%	8%
Other	7	2%	1%	4%
Hispanic/Latino	20	7%	7%	5%
Non-Hispanic/Latino	3	1%	1%	0%
	292			

41. Is your family currently homeless or living with another family?

Homeless	#	%
Yes	10	4%
No	147	52%
Not Sure	6	2%
No response	120	42%
	283	

42. Is there anything else you'd like to share regarding the Children's Trust or supports/opportunities for youth and their families in Alachua County?

- ◆ *Gainesville Bridge Literacy Program helps me after school.*
- ◆ *it would be an good thing to gain trust*
- ◆ *It would be nice if schools forced more students to get into extracurricular activities.*
- ◆ *Let's make it bigger and stronger together and create more brilliance*
- ◆ *mental health services should be easier to access*
- ◆ *More activity for the Hispanic people*
- ◆ *Provide assistance*
- ◆ *Stop car from speeding in the neighborhood and game hunting*
- ◆ *Teens need positive options (academic and social) other than sports/recreation.*
- ◆ *Thank you for providing this survey!*
- ◆ *They are greatly impacting lives around.*

Appendix E

Parent/Caregiver Survey Results

Four forms of the Parent/Caregiver Survey were developed and administered:

- ◆ Long version, English - received 443 valid responses
- ◆ Long version, Spanish - received 6 valid responses
- ◆ Short version, English - received 367 valid responses
- ◆ Short version, Spanish - received 32 valid responses

To gather as much information as possible on the electronic versions of the surveys, most survey questions were not required. Requiring respondents to answer questions can lead to survey abandonment, particularly if they encounter a question they find uncomfortable. This results in varying number of responses for each survey question.

To gather as much geographical information as possible, respondents were asked to provide their home zip code and their city of residence. In cases where the zip code did not correspond to the city, the city was used, with one exception. When the respondent indicated Alachua as the city, but a zip code that was not Alachua, the city was recoded to the city indicated by the provided zip code. In those cases, it was surmised that the respondent likely thought the request was for “county” instead of “city.” This led to the recoding of 81 responses from Alachua to some other city (predominantly Gainesville).

1. What is your home zip code?

Zip Code	#	%
32601	55	6%
32602	8	1%
32603	7	1%
32604	8	1%
32605	62	7%
32606	28	3%
32607	75	9%
32608	57	7%
32609	48	6%
32610	3	0%
32611	4	0%
32612	12	1%
32614	8	1%
32615	105	12%
32618	42	5%
32622	3	0%
32627	5	1%
32631	5	1%

32633	3	0%
32640	14	2%
32641	44	5%
32643	23	3%
32653	21	2%
32654	3	0%
32655	7	1%
32658	6	1%
32662	4	0%
32666	1	0%
32667	29	3%
32669	46	5%
32694	40	5%
None of the above/ No Response	72	8%
Total	848	100%

2. In what city do you live?

Recoded City	#	%
Alachua	103	12%
Archer	43	5%
Brooker	13	2%
Earleton	5	1%
Evinston	8	1%
Gainesville	394	46%
Hawthorne	19	2%
High Springs	32	4%
Island Grove	14	2%
La Crosse	7	1%
Lochloosa	2	0%
Melrose	3	0%
Micanopy	34	4%
Newberry	51	6%
Waldo	53	6%
None of the above/ No Response	67	8%
Total	848	100%

3. How long have you lived in Alachua County?

Response	#	%	Gainesville	Outside of Gainesville
Less than 1 month	30	4%	0%	6%
More than 1 month but less than 1 year	61	7%	6%	8%
1-5 years	158	19%	21%	17%
6-10 years	151	18%	19%	17%
11-15 years	79	9%	10%	9%
16+ years	333	39%	44%	35%
No response	36	4%	0%	8%
Total	848	100%		

4. My children are aged (respondents could check all that apply, foster or grandchildren living in the household also counted):

Response	#	%	Gainesville	Outside of Gainesville
I or my partner is currently pregnant	25	2%	2%	2%
0-5 years old	293	25%	26%	25%
6-10 years old	355	31%	28%	33%
11-18 years old	308	27%	29%	24%
Older than 18 years old	63	5%	6%	5%
We don't have any children living in our household currently.	66	6%	6%	6%
No Response	40	3%	3%	4%
Total	1,150	100%		

My Neighborhood

For these questions and similar subsequent questions, the long versions of the surveys included a 5-point Likert scale, while the short versions included a 3-point scale. Responses from the long surveys have been combined to report on the 3-point scale (“strongly agree” and “agree” combined; “strongly disagree” and “disagree” combined).

“No response” responses were ignored for these questions and similar subsequent questions.

Statement	#	Disagree	Undecided	Agree
5. My neighborhood is a good place to raise children.	827	18%	7%	75%
6. Most days, I feel that my children are safe in our neighborhood.	822	21%	7%	73%
7. I have lots of neighborhood support in raising my children, such as families/friends/neighbors who help with babysitting, transportation, schoolwork, etc.	797	33%	8%	59%
8. Our current housing situation is stable.	824	15%	6%	79%

Statement	% Agree					
	Alachua	Archer	Gainesville	High Springs	Micanopy	Waldo
5. My neighborhood is a good place to raise children.	46%*	77%	75%	75%	85%	92%
6. Most days, I feel that my children are safe in our neighborhood.	43%*	75%	75%	75%	94%	77%
7. I have lots of neighborhood support in raising my children, such as families/friends/neighbors who help with babysitting, transportation, schoolwork, etc.	34%*	60%	56%	78%	50%	75%
8. Our current housing situation is stable.	46%*	86%	85%	81%	79%	83%

*An asterisk is shown next to city/town comparison where the differences are statistically significant.

For the next four questions, parents/caregivers were asked to respond to open-ended questions. Those responses were compiled and then coded to allow for comparisons and analysis. Respondents could provide multiple items per question; each was coded. Nonsensical or indecipherable responses were coded as “no response” and ignored.

9. The best thing about my neighborhood is _____. (559 parents/caregivers responded to this question).

Response	#	%
Friendly/good neighbors	220	26%
Quiet, peaceful, beautiful	150	17%
Sense of community	100	12%
Safe	96	11%
Access to parks, nature	48	6%
Community center, non-profit agency, support from non-profits	47	5%
Family-oriented	31	4%
Proximity (to specific things like school, library, or downtown)	29	3%
Rural, little traffic	28	3%
No response	23	3%
Location	21	2%
Other	19	2%
Private	9	1%
Community events	7	1%
Affordable	5	1%
Good schools	5	1%
Walkability	5	1%
Clean	4	0%
Good roads	4	0%
Health care	4	0%
Culture	2	0%
Diversity	2	0%
Public transportation	2	0%
Total	861	

10. If I had the power to improve one thing in my neighborhood, I would _____. (506 parents/caregivers responded to this question).

Response	#	%
Better sense of community (“bring families together”, “more engagement”, “get to know neighbors”)	67	14%
Access to parks, nature, sports, playgrounds, recreational facilities	61	12%
Other (“community garden,” “more parking”)	51	10%
Activities for youth	44	9%
Traffic control	33	7%
Improve safety	32	7%
Tutoring/improved educational opportunities for youth	27	5%
Health care	23	5%
Roads, lighting	23	5%
Sidewalks, walkability, bike-ability	20	4%
Internet access	18	4%
Community events	11	2%
Improve social services supports	11	2%
Improve economic opportunities, affordability	13	3%
Affordable, better housing	8	2%
Improve cleanliness	8	2%
Utilities	7	1%
Additional funding	7	1%
Access to transportation	6	1%
Friendlier neighbors	6	1%
Community center	4	1%
Increase diversity	4	1%
Proximity	4	1%
Improve cleanliness	3	1%
Total	491	

11. The one thing my neighborhood does not have is _____. (372 parents/caregivers responded to this question).

Response	#	%
Park/playground/sports/recreational facilities	76	20%
Security	35	9%
Health center	33	9%
Activities for youth/After school programming	30	8%
Sidewalks, walkability	23	6%
Other (“affordable housing”, “other children to play with”)	22	6%
Streets, lighting	19	5%
Community center	18	5%

Internet/technology	16	4%
Friendly neighbors	14	4%
Social Services	12	3%
Academic supports for youth	10	3%
Utilities	10	3%
better sense of community	9	2%
Grocery store/access to healthy food	9	2%
Traffic control	9	2%
Child care	8	2%
Adequate transportation	6	2%
Sense of community	5	1%
Economic opportunities	4	1%
Funding	3	1%
Mail service	3	1%
School transportation	3	1%
Youth mentoring	3	1%
Music opportunities	2	1%
Total	382	

12. The program or service my neighborhood doesn't have but really needs is _____. (218 parents/caregivers responded to this question).

Response	#	%
Welfare association	42	18%
Park/playground/sports/recreational facilities	27	12%
Health care	19	8%
Security	17	7%
Education opportunities, academic supports	15	6%
Child care	14	6%
Other	12	5%
Afterschool options	11	5%
Activities for youth	9	4%
Community Center	9	4%
Social supports	9	4%
Internet	7	3%
Traffic control/signage	7	3%
Better transportation	6	3%
economic opportunities	4	2%
Grocery store	4	2%
Lighting	4	2%
Community events	3	1%
Adequate housing	2	1%
Cleaning	2	1%

Community garden	2	1%
Meet needs of children with special needs	2	1%
school transportation	2	1%
Sidewalks, bike-ability	2	1%
	231	

Physical and Mental Health Supports

13. I would be interested in getting more mental health supports for my children, such as:¹

Response	#	%
Counseling	213	34%
Substance abuse avoidance classes	142	22%
Classes on meditation/yoga	182	29%
None, I am not currently interested in mental health supports for my children.	72	11%
Other (please specify)	23	4%
Total	632	

“Other” responses included:

- ◆ *ADHD services*
- ◆ *Affordable counseling!*
- ◆ *Already goes to therapy/has a program already (multiple responses)*
- ◆ *Better insurance coverage for mental health*
- ◆ *Counseling for medical purposes*
- ◆ *Dealing with abandonment*
- ◆ *For adults too*
- ◆ *Life skills*
- ◆ *Not from government*
- ◆ *Other things for boys*
- ◆ *Playground that helps mental health*
- ◆ *Self defense/stranger danger*
- ◆ *Sensory processing therapy. Parent child interaction*
- ◆ *servicios y promoción de programas en español*
- ◆ *She’s just a baby, but she needs more human interaction these days.*
- ◆ *Social security*
- ◆ *Support groups*
- ◆ *Teaching kids how to communicate*
- ◆ *Therapies, like DBT. Kids are really struggling right now and there are virtually no accessible community supports without long waits.*

¹ Not asked on the short version.

Statement	% Interested (of those who responded to this question)					
	Alachua	Archer	Gainesville	High Springs	Micanopy	Waldo
Counseling	29%	46%	36%	25%	43%	25%
Substance abuse avoidance classes	27%	25%	18%	31%	29%	17%
Classes on meditation/yoga	39%	17%	27%	25%	29%	50%
None, I am not currently interested in mental health supports for my children.	3%	13%	14%	19%	0%	8%
Total	147	24	296	16	14	12

14. I have challenges getting good health care services for my children that include:

Response	#	%
Lack of free time to take them to appointments	201	15%
Appointment times don't fit my family's schedules	191	15%
Lack of transportation	160	12%
Lack of money to pay for health care	182	14%
Lack of health care centers or doctors in my neighborhood	182	14%
Language barriers	59	5%
None, I have no challenges getting good health care services for my children.	286	22%
Other (please specify)	50	4%
Total	1,311	

"Other" responses included:

- ◆ *Appointment times require pulling my child out of school. This is disruptive and not the best for furthering my child's education.*
- ◆ *Appointments are 3-4 month wait*
- ◆ *Counselors*
- ◆ *Counselors need more funding*
- ◆ *Dental appointments (multiple responses)*
- ◆ *Dental coverage w/ medicaid is lacking. Can't get through to the providers. Also can't get through to medicaid office and/or health department to correct a birth date.*
- ◆ *Doctors that provide nutritional recommendations and support rather than just medicine.*
- ◆ *I cannot afford insurance for my children. They currently have no insurance.*
- ◆ *Jobs*
- ◆ *Lack of appointment times that don't conflict with school*

- ◆ *Lack of equality*
- ◆ *lack of in network providers, affordable copays for OT PT ST*
- ◆ *Lack of providers (my child has been on a waitlist for months)*
- ◆ *Length of time for appointments*
- ◆ *Limited openings for mental health counseling*
- ◆ *Medicaid restrictions or rules*
- ◆ *Need more healthcare in rural areas*
- ◆ *No dentist takes medicaid*
- ◆ *NO pediatric dentists who will sedate - we have good insurance but NO providers ANYWHERE. My child has to be sedated for teeth cleaning*
- ◆ *Specific services such as OT, tutoring*
- ◆ *Trained for Special Needs*
- ◆ *Wait times for doc appts are horrendous in comparison to other states*

Statement	% Agree (of those who responded to this question)					
	Alachua	Archer	Gainesville	High Springs	Micanopy	Waldo
Lack of free time to take them to appointments	19%	8%	17%	18%	14%	12%
Appointment times don't fit my family's schedules	23%	15%	13%	18%	14%	12%
Lack of transportation	17%	11%	9%	8%	29%	13%
Lack of money to pay for health care	15%	18%	13%	12%	14%	18%
Lack of health care centers or doctors in my neighborhood	14%	21%	11%	18%	20%	14%
Language barriers	5%	0%	4%	2%	6%	4%
None, I have no challenges getting good health care services for my children.	5%	24%	29%	24%	0%	25%
Total	195	62	569	51	51	97

15. Of these areas, the ones where I could use the most help with my children are _____: (515 parents/caregivers responded to this question).

Response	#	%
Learning how to better manage my children's behavior	126	11%
Getting healthy food for my children	121	11%
Getting mental health counseling for one or more of my children	117	11%
Access to enrichment and out-of-school time programs	113	10%
Keeping my children healthy	106	10%
Access to dental care	98	9%

Help with literacy and other academic supports	92	8%
Access to quality child care	86	8%
Keeping my children safe (i.e., violence prevention)	78	7%
Getting help supporting my special needs child	71	6%
Career exploration and development	70	6%
Something else (please specify)	27	2%

“Other” responses included:

- ◆ *Access to quality care*
- ◆ *Affordable childcare (multiple responses)*
- ◆ *Affordable housing (multiple responses)*
- ◆ *After school care (multiple responses)*
- ◆ *Afterschool programs in SW Gainesville are unaffordable. The school option cannot keep up with demand. We also need high quality daycare access for low income families. I see so many poor children unattended in the streets when I drive through some parts of Gainesville.*
- ◆ *Caregiver dental health*
- ◆ *equality support for racial biases*
- ◆ *Expand vocational training to middle school*
- ◆ *Group play in neighborhood, reduce risk of guns in others homes*
- ◆ *Gym*
- ◆ *Help understanding how to transition from K-12 into college*
- ◆ *I need help keeping him safe on internet. He is autistic and severely angry and depressed since pandemic but I am spinning my wheels trying to find real help.*
- ◆ *Inclusive ESE programs needed including after school care and summer care!*
- ◆ *Less government involvement in my family’s life.*
- ◆ *Most do not apply because he is 16 now, but 10 years ago our unmet needs were different*
- ◆ *Park - Playground and recreational area with pavilion (covered seating area); A pool*
- ◆ *Playground in our neighborhood*
- ◆ *Recreational sports and activities that’s affordable.*
- ◆ *Safe place to stay*
- ◆ *Sex Education beyond what schools offer. I am hearing more and more about what happens in the restrooms on middle and high school campuses. I think there needs to be more safety and education and analysis done to help students overcome these destructive behaviors that many times their parents don't know they are partaking in. Many children are introduced to their first sexual encounters DURING school day or afterschool activities. This leads to distractions from learning, STDs, unwanted pregnancy, influenced behavior because they are exposed to soon. This is a REAL need for all schools in Alachua County. There is not enough attention being give to this.*
- ◆ *Substance abuse*
- ◆ *Vocational training*
- ◆ *We have behavioral therapy but it's inconsistent because they struggle to find stable staff*

Family Supports and Services

Statement	#	Yes	No	Not Sure
16. My family sometimes needs help having enough food to eat in the home.	803	39%	55%	6%
17. One or more of my children is involved with at least one social group, such as community sports, community center, church, dance lessons, community theater, book club, etc.	798	60%	32%	8%
18. I have taken my children to a local public library in the past year.	794	65%	30%	5%
19. My family often struggles with finding good childcare for our children.	793	37%	53%	10%
20. My family has reliable Internet access at home.	794	68%	23%	9%
21. I have taken my children to play in a park or other public space close to where I live in the past year.	799	70%	24%	6%
22. My family often lacks transportation to attend local activities in which we would like to participate.	797	30%	64%	7%
23. I have heard about the Children's Trust of Alachua prior to this survey.	797	50%	41%	8%

16. My family often struggles with finding good childcare for our children.

Family Type	#	Yes	No	Not Sure
Has children 0-5	279	44%	44%	10%
Has children 6-10	334	38%	52%	8%
Has children 11-18	290	29%	64%	5%
Has children over 18	55	40%	52%	7%
Total	958			

Statement	% Agree					
	Alachua	Archer	Gainesville	High Springs	Micanopy	Waldo
16. My family sometimes needs help having enough food to eat in the home.	51%	24%	37%	39%	45%	30%
17. One or more of my children is involved with at least one social group, such as community sports, community center, church, dance lessons, community theater, book club, etc.	41%	65%	62%	58%	61%	82%*
18. I have taken my children to a local public library in the past year.	57%	55%	67%	65%	61%	84%*
19. My family often struggles with finding good childcare for our children.	37%	22%	38%	35%	58%	36%
20. My family has reliable Internet access at home.	63%	41%	79%	67%	36%	75%
21. I have taken my children to play in a park or other public space close to where I live in the past year.	56%	43%	78%	65%	58%	78%
22. My family often lacks transportation to attend local activities in which we would like to participate.	31%	34%	26%	39%	39%	31%
23. I have heard about the Children's Trust of Alachua prior to this survey.	57%	63%	49%	39%	55%	52%

*An asterisk is shown next to city/town comparison where the differences are statistically significant.

24. What services, programs, or opportunities are needed for children and families in your community? (372 parents/caregivers responded to this question).

Response	#
Economic subsidies/funding	44
Health care (including dental care, mental health services, substance abuse treatment, counseling)	44
Education support (tutoring, summer school)	39
Child care	25
Sports program	22
After school program	18
transportation (including access to and subsidized)	12
Other (including language translation, human rights, and housing maintenance)	11
Activities for youth	10

support for special needs children (including activities, groups, and health care)	9
Safety program, more security	7
Food program, food pantry, community garden	6
Playgrounds, play areas	6
Parenting education, parent-child activities	5
Social services	5
Clothing program	4
Youth mentoring, job opportunities	4
Teen center/community center	3
Total	274

25. I have received services or supports from a program that receives funds from the Children's Trust.²

Yes	167	40%
No	189	46%
Not Sure	59	14%
	415	

If yes, which one?

Response	#
AIM	2
Alachua County Children's Trust Fund	3
Baby Plan, EETF	1
Boulware Charter School and Caring and Sharing Learning School	1
Cade Museum	1
Camp Cuscowilla	2
Children trust fund alliance	6
Children Trust of Alachua County	1
Circus Camp	1
Community Trust Fund	3
Deeper Purpose	1
Drip child support	1
Erer	1
Ewdv	1
Family	1
Gainesville Circus Center	2
Gainesville FL child support	1

² Not asked on the short version.

I forgot their names. Sorry	1
I have worked with CT to determine summer program capacity and locations of demographics and ESE students	1
La Petite	1
Little People Preparatory Preschool Inc.	1
Montana children trust fund	8
NewboRN home visiting & Help Me Grow	1
NewboRN Program	2
revocable trust	1
Rockefeller Foundation	1
St. Barbara Leadership Institute	1
Star Center Theater	2
Support fund	1
SWAG	1
Teen Work Program	1
The cade summer camp	1
The Child Center	1
The Education Equalizer Foundation	1
The foundation of Alachua	42
The Gainesville Circus	1
Traveling Art Camp	1
Total	98

Supports and Opportunities for Young Children

On the Long version, questions 26-29 were only asked of parents/caregivers who indicated they were pregnant with their youngest child while living in Alachua County. On the Short version, only question 26 was asked.

26. With our youngest child, I or my partner received great prenatal care.

Yes	521	85%
No	67	11%
Not Sure	25	4%
	613	

Statement	% Yes					
	Alachua	Archer	Gainesville	High Springs	Micanopy	Waldo
With our youngest child, I or my partner received great prenatal care.	91%		87%			
Total	58	<10	49	<10	<10	<10

27. I/my partner had a hard time getting prenatal appointments with a doctor.

Yes	38	20%
No	113	59%
Not Sure	39	21%
	190	

28. Are your children receiving free books through Dolly Parton's Imagination Library?

Yes	70	44%
No	58	37%
Not Sure/ Have not heard of this program	30	19%
	158	

29. My family currently participates in these programs:

Program	#	Current	Past	Not Sure
WIC	141	44%	35%	21%
Healthy Start	141	28%	43%	30%
MIECHV	143	20%	23%	57%

NewboRN	138	24%	33%	43%
Healthy Families	146	34%	25%	41%

30. I have a child in VPK/preschool.³

Yes	78	52%
No	69	46%
Not Sure	4	3%
	151	

30A. Which VPK/preschool?

VPK/Preschool	#
Baby Gator	4
Caring and Sharing	1
Cuddly kids Academy	2
First Presbyterian	1
Greenfield	1
Holy trinity episcopal school	1
La Petite	1
Lees' Pre-school and nursery	1
Little Debbie's Childcare	1
Little pioneers preschool	1
Little School at Santa Fe college	1
Love-N-Care Preschool	4
Martin Rochelle Learning Center	2
Micanopy Area Cooperative School	2
Millhopper Montessori	1
Montessori	1
Morning meadow	1
O2B kids Alachua	1
OakTree	1
Open Arms	1
Orange blossom prep	1
Public high school	1
Shell Elementary	1
Small steps institute	1
Small World Daycare	1
The child center	2
The Kidz House	1
The kindergarten of Alachua	12

³ Not asked on the Short version.

30B. My child is not in VPK/preschool because (check all that apply):

Response	#	%
My family cannot afford it.	27	20%
There aren't any close to where we live.	26	19%
My child stays home with me or my partner.	26	19%
I don't think the centers close to me are good.	22	16%
I have no way to get them to it.	20	15%
My child stays with a family member or friend.	14	10%
Other (please specify)	0	0%
	135	

Statement	#	Strongly Agree + Agree	Undecided	Disagree + Strongly Disagree
31. The VPK/preschool program my child attends is really good.	281	81%	5%	14%
32. The VPK/preschool program is doing a good job of preparing my child for kindergarten. ⁴	75	63%	23%	15%

⁴ Not asked on the Short version.

Supports and Opportunities for School-Age Children

On the Long version, these questions 33-35 were only asked of parents/caregivers who indicated they had school age children currently.

Statement	#	Strongly Agree + Agree	Undecided	Disagree + Strongly Disagree
33. When my children get home after school, they are usually home without adult supervision for at least some time.	618	40%	4%	56%
34. All my school-age children are getting a good education at their schools.	629	75%	10%	14%
35. I know how to get academic tutoring for my children.	635	66%	9%	25%

Statement	% Agree					
	Alachua	Archer	Gainesville	High Springs	Micanopy	Waldo
33. When my children get home after school, they are usually home without adult supervision for at least some time.	48%	21%	31%	52%	59%	20%*
34. All my school-age children are getting a good education at their schools.	38%	52%	73%	59%	76%	78%
35. I know how to get academic tutoring for my children.	42%	48%	62%	70%	86%	70%

*An asterisk is shown next to city/town comparison where the differences are statistically significant.

One or more of my school-age children participates in some kind of afterschool programming, such as sports or Boys & Girls Club.

Yes	188	62%
No	113	37%
Not Sure	4	1%
	305	

36. The afterschool program my children attend teaches them important things.

Strongly Agree + Agree	173	92%
Undecided	9	5%
Disagree + Strongly Disagree	6	3%
	188	

What don't your school-age children participate in afterschool activities/programs?

- ◆ *Autism (multiple responses)*
- ◆ *Because I can't afford it*
- ◆ *Because of an illness (multiple responses)*
- ◆ *For my 5th grader at Oak View, opportunities are limited for after school programs. Other programs do not fit in with our schedules. Our 7th grader is involved in an after school program, limited. Both parents work full time and so it makes after school programs difficult since coordinating that with two full time, not in Newberry jobs requires a lot of coordination and time off work.*
- ◆ *I can't afford them (multiple responses)*
- ◆ *I don't have enough gas to get everyone where they need to be and pick them up and take them home.*
- ◆ *I get afraid because I'm not assured for their safety (multiple responses)*
- ◆ *I like to have time to spend with them because am busy with work.*
- ◆ *It's hard to get them in a after school program.*
- ◆ *Lack of time (multiple responses)*
- ◆ *Lack of transportation*
- ◆ *Mostly because there won't be any one around to help pick them up. Everyone at home is always busy.*
- ◆ *My children cannot always participate in afterschool because it is upwards of 400.00 a month per kid. The school afterschool has not had availability in recent years unless your child is in KG.*
- ◆ *My children DO participate in after school activities. Cost and transportation logistics prohibit us from participating in MORE programs though. I wish there were more options at the school after the school day --- languages, music, book or science or math club.*
- ◆ *My child is not interested in any after-school activities. (multiple responses)*
- ◆ *No reason (multiple responses)*
- ◆ *nos se donde hay pues todo llega en español y nadie ayuda en las oficinas llamo*
- ◆ *Not allowed due to intellectual disability and needing extra attention and assistance*
- ◆ *Opportunities (multiple responses)*
- ◆ *They are always busy doing their homework*
- ◆ *They are far away*
- ◆ *They do participate but not always.*
- ◆ *Transportation/scheduling complications*
- ◆ *We cannot find one that is affordable and that our child enjoys.*

Demographics

37. Including yourself, how many people currently live in your household?

# in Household	#	%
2	123	16%
3	164	22%
4	246	33%
5	130	17%
6	53	7%
More than 6	31	4%
Total	747	

# in Household	Alachua	Archer	Gainesville	High Springs	Micanopy	Waldo
2	3%	26%	19%	28%	20%	6%
3	10%	29%	22%	6%	29%	23%
4	27%	34%	36%	31%	23%	23%
5	30%	8%	14%	16%	17%	31%
6	21%	3%	6%	13%	6%	13%
More than 6	9%	0%	3%	6%	6%	4%

38. Considering all sources, what is your family's approximate annual income?

Annual Income	#	%
Less than or equal to \$25,000	182	24%
\$25,001 - \$50,000	216	28%
\$50,001 - \$75,000	133	18%
\$75,001 - \$100,000	89	12%
More than \$100,000	73	10%
Prefer not to say/don't know	65	9%
Total	758	

Annual Income	Alachua	Archer	Gainesville	High Springs	Micanopy	Waldo
Less than or equal to \$25,000	18%	3%	26%	17%	30%	46%
\$25,001 - \$50,000	21%	33%	32%	20%	18%	32%
\$50,001 - \$75,000	26%	23%	15%	23%	6%	14%
\$75,001 - \$100,000	27%	27%	9%	17%	3%	2%
More than \$100,000	3%	3%	10%	10%	15%	4%
Prefer not to say/don't know	4%	4%	7%	13%	27%	2%

39. What language does your family mostly use at home?

Home Language	#	%
English	708	93%
Spanish	38	5%
Other	12	2%
Chinese	2	0%
Haitian-Creole	2	0%
Total	762	

Other languages:

- ◆ *Chuj*
- ◆ *English/French/German*
- ◆ *English & Spanish*
- ◆ *French*
- ◆ *Portuguese*
- ◆ *Q'anjo'bal*
- ◆ *Vietnamese*

40. I would be interested in serving on a parent advisory committee for the Children's Trust.

A total of 156 indicated interest and provided a valid email address.

41. I would like to be kept informed of what the Trust is doing in my neighborhood.

A total of 218 indicated interest and provided a valid email address.

42. I would be willing to complete an additional Trust surveys or Listening Project opportunities such as focus groups or community meetings, to provide my thoughts and input on the resources and supports for children and families.

A total of 187 indicated interest and provided a valid email address.

43. Is there anything else you'd like to share regarding the Children's Trust or supports/opportunities for youth and their families in Alachua County?

- ◆ *A concern about Head Start/VPK in general. I think the program is wonderful and helpful and necessary. However, the times make it very difficult for working parents to enroll their children. I and my husband both work full time. We can't afford to work partial days and pick our child up in the middle of the day, so we have to pay for roll-over care. That is really difficult for us, financially. Additionally, the school has "planning days" 2x a month in the middle of the week, which isn't how it is in Alachua County Public Schools VPK- one of us being able to take a day off once or twice a month is becoming problematic, but we can't afford full day drop off care. We stay at MRLC because we love the teachers and they have wrap around care. But the planning days are tough on us.*
- ◆ *A member of the advocacy group.*
- ◆ *By focusing on churches you are excluding people with minority religions.*
- ◆ *Children's trust is doing a great job. I really appreciate the support to GCC which is also support for my kids and my family!*
- ◆ *Each small incorporated city in this county need a recreation facilities with a pool!*
- ◆ *Get enough teachers for pre school*
- ◆ *Hay muchos niños en mi comunidad que necesitan ayuda con tutoría para sus clases Más programas a través de la biblioteca para leer*
- ◆ *Help to provide quality education*
- ◆ *Hopefully, these institutions will bring better benefits to the children*
- ◆ *How does School Readiness obtain more funding? The wait list seems to be over 6 or more months*
- ◆ *I excited to learn more about the Children Trust Fund and what they can offer my neighborhood and those in need*
- ◆ *I am happy to have you in the community. Partner with Alachua County Schools, Alachua County Athletics, Community Team Sports Clubs, Local Faith Based Organizations, and other local non-profits that can help you reach those most in need. Always consider the fact that parents or lack of parental is often in the way of the child receiving or having access to these resources so you may have to transport the resource to the children. Also realize that many local educators are burned out and that the educators need to be supported and educated as well too. MANY educators need lessons on diversity and inclusion especially in this small town. As active as I am as a parent there has been too many incidents of a teacher attempting to label my child or another child or not responding to needs in the classroom adequately when I know it my heart that it really boiled down to deep seated beliefs and not having the knowledge or understanding of how young people communicate. They are quick to say a kid has an attitude and writing them off without any consideration for what burden that child may have walked into the classroom carrying. A different approach solicits a different response. Respect is earned and some teachers aren't educated to know how to earn respect before demanding it.*
- ◆ *I am having a really hard time finding and financially accessing existing services for my son who is autistic. I am worn out and exhausted and need support for me so I can*

support him better. I am a single mama. There are few supports for children with disabilities and it feels like the constant run around to try to find them. Also, there are hardly any tutors for dyslexia and NONE for dysgraphia in our community. I need help and it needs to be affordable because I am a single mama.

- ◆ I am not sure of the role of the children's trust.
- ◆ I appreciate Trust's efforts towards the neighbourhood
- ◆ I love the programs my daughters are currently involved in. I participate in Healthy Families for my baby and I like how it keeps me in the know of what's going on in my community. I also like that they reassure me that I am doing good for my baby. My older daughter is a part of BBBS and it's good for her to have another person outside our family to go to for support.
- ◆ I think it's great when you're doing wonderful things to help the community (👍)
- ◆ I think they are doing a great job
- ◆ I want all families to have access to the things they need
- ◆ I want to get it as soon as possible. This is a good help children's trust fund. Thank you
- ◆ I would like to see you guys out in the community more. We supported the trust but have been disappointed by the lack and quality of communication and outreach. In order for the Trust to succeed, it needs to provide services to everyone at varying levels — not just to some at high levels.
- ◆ I'd like to see more paid youth internships for high school youth in the summer and during the year, connecting students to job opportunities and providing positive experiences
- ◆ If the trust can fund tutoring for dyslexia, dyscalculia, and other LDs in schools, that would be my top priority.
- ◆ I'm really not familiar with the Children's Trust, I don't know if they help families without a legal status in the country.
- ◆ I'm very grateful for the opportunity and it's a big help for us
- ◆ Impressed with what you have been doing so far
- ◆ Improved language learning & support would be great, e.g. Spanish
- ◆ Increase the intensity of publicity.
- ◆ It would be great if you could help provide after school care for children in Southwest Gainesville.
- ◆ It would be nice to receive gas cards sometimes. Discounted or free (variety) sports programs. Maybe more transportation options. Healthier food pantry of neighborhood garden.
- ◆ It's a great thing that can help a lot
- ◆ Learning more about the program
- ◆ Love the Dolly Parton Library program! Love the circus camp that was paid for a friend of ours to attend - she loves it! What a great resource you are!
- ◆ More help for single moms with special needs children
- ◆ more, easy to access reporting on where the Children's Trust funds go and what the outcomes are (e..g. how many ADDITIONAL children served, fed, etc by organizations with the CT monies; what have the improvements in grades, literacy, enrollment in after school programs been, etc.)

- ◆ *no se que es children trust*
- ◆ *Not even sure what you have done*
- ◆ *Not sure if this is something this program would assist with, but we have a hard time getting reliable transportation for our kids to and from school. Often the bus isn't available or doesn't show up. I currently only have one bus rider, but next year may have 3 and I'm concerned about reliability and room on the bus.*
- ◆ *Our school needs more funding, not just for books but for the safety of our kids..like helmets for football...*
- ◆ *Over the summer both of my children with 504's participated for a limited time at Camp Cuscowilla in the day camp. I understand the 504 and IEP are for classroom accommodations and do not necessarily apply to summer camps. However, many of the minor camp attendees were participating on a scholarship from the Children's Trust due to their IEP and 504 which implies they have some sort of disability. I was disappointed to learn that none of the adults overseeing the camp had any experience in interacting with or managing children with needs. I ended up pulling my children out of the summer program for multiple reasons, but several of my reasons boiled down to the fact that the camp counselors overseeing my boys didn't know how to or have the patience to manage a child with ADHD. I feel that if they did have an adult that better understood how to redirect them or put them in situations that weren't overstimulating my boys could have thrived and had an amazing experience. My recommendation would be to utilize the funds to hire more experienced camp directors and counselors.*
- ◆ *Please also focus on literacy for all our kids. It is the focus faction for our kids and it is deplorable in Alachua County!!*
- ◆ *Please consider weekly transport services to Ironwood for Junior Gator Golf. Offer scholarships to elementary and middle students in East Gainesville. Focus on vocational programs for guaranteed professional incomes!!!!!!!!!!*
- ◆ *Special needs families are struggling a lot in this city. Accessibility to tutoring and child care is almost non existent. Medical bills and travel bills are high and these items are not taken into consideration for us. Some don't qualify for wic or any other form of assistance but spend the majority of our income on therapies and specialists.*
- ◆ *Thank you for supporting the Gainesville Circus Center afterschool program! Three out of our four kids attend their own scholarship and love it!!*
- ◆ *Thank you for what you have been doing and all future support.*
- ◆ *Thank you for your help.*
- ◆ *THANK YOU!!! We come from a different Florida county and never would've had these opportunities somewhere else. The kids have experienced and learned so much. We deeply appreciate both the trust and all the child care programs that chose to be involved!!*
- ◆ *Thanks for supporting the Gainesville Circus center. My daughter really enjoys being active after school and it's gotten me and my older daughter to join and stay active.*
- ◆ *thanks for your support to families and helping children*
- ◆ *That the are doing a good job*
- ◆ *The children trust is really needed and important in our society today.*

- ◆ *The hope is to provide more help for the physical and mental development of teenagers, and to provide employment direction for young people who graduate or drop out of school*
- ◆ *The school system mostly frustrates me because they are inconsistent, they can't even get my name correct on his IEP. I really don't think they are doing anything with him at school. Also, the bus is so inconsistent and they can't even text me if the bus is 40 minutes late. The staff at the Alachua County Transportation department are rude and don't understand that my 17 year old needs supervision at ALL times. They could really use some customer service training. There is little or no communication between his school and the transportation department. They act like they work separately.*
- ◆ *They are doing a great job.*
- ◆ *They do an incredible job.*
- ◆ *This is a waste of tax money. People shouldn't have children that they cannot afford and if they do the children should not be in the care of parents who cannot be responsible for them, afford them, and/or properly parent them*
- ◆ *Was great to learn a lot*
- ◆ *We hope that there will be no racial or regional discrimination and that we will help families with children in real need*
- ◆ *We need to deal with security, night life in our town and improve our services*
- ◆ *We need to make sure all the teachers and staff in the school district are trained to deal with behavioral issues caused by students with mental health problems and/or invisible disabilities. The highly punitive paradigm currently employed in most school systems is highly ineffective, and there are alternative evidence-based approaches that have been proven effective at dealing with these children.*
- ◆ *What is its mission statement?*
- ◆ *While it doesn't impact my kids now. I strongly believe in apprenticeship programming with stipends for teens. Afterschool matters in Chicago being one model*
- ◆ *Why you never reach out to the caregiver on resources for the kids that we take end to give extra support*
- ◆ *You are doing a recommendable job that benefit children in Alachua County*
- ◆ *Youth and families in Alachua county need help with mental health services, community services, transportation and clothing banks.*

Appendix F

Provider Survey Results

One form of the Provider Survey was developed and administered. A total of 75 valid responses were received.

Your Organization and Community

1. What portion of the community does your organization serve? Check all that apply.

Response	#	%
Adults in families with children	25	34%
Children birth to 5 years of age	27	37%
Children in elementary school	45	62%
Children in middle or high school	58	79%
Pregnant persons or new parents	11	15%
Professionals who provide services for children	14	19%
Other (please specify)	7	10%
Total	73	

Other:

- ◆ *High School Bright Futures Community Service hours and internships*
- ◆ *Girls only*
- ◆ *College students*
- ◆ *We serve all ages - infants to 100 years old*
- ◆ *College students*
- ◆ *Seniors*
- ◆ *Adults*

2. What are the strengths or assets of the local community you serve? (58 providers responded to this question)

- ◆ *Supportive organizations that partner with us to provide services and offer shared resources*
- ◆ *Parents are very educated.*
- ◆ *Parents and caregivers devotion to their children*
- ◆ *ACPS, Library Partnership*
- ◆ *The strengths of the community we serve include young people who are interested in participating in programs that are fun, educational, and offered in a safe place. The fact that the young people want to be here is, in my opinion, a strength.*
- ◆ *We have gathered a large and wonderful group of volunteers who deliver our program well.*
- ◆ *Our local community has several family service organizations located in our same parking lot. The Library Partnership and Alachua County Family Services are two located*

on 9th Street & 16th Ave. Some of our parents/guardians are wonderful volunteers with special skills that they share with our children during summer camp. For example, one of our parents is a very skilled painter. She volunteered to host master painting classes with small groups and one on one young artist. Our young artists felt much more confident in their craft after taking her master class. They were beaming with pride. This parent was such a wonderful asset last summer that she will be our new paid master instructor for next summer. We have other family members of our young artists who offer similar gifts. We have found that the families in our community are very connected. Word of mouth works better than mail outs. There is a feeling of pride from families connecting other families to a safe and fun summer program. This is the feedback we have gotten.

- ◆ There are many services available in our community, as well as professionals to refer clients to.
- ◆ We provide VPK for our 4 year old population and we also accept the FL Empowerment Scholarship for our students from K - 8th grades.
- ◆ Small community and great amenities for kids
- ◆ Providing outdoor experiences for children who would normally not get those experiences.
- ◆ Voluntary work
- ◆ The community is open and ready for change
- ◆ Rich cultural history and legacy; strong interrelationships and collectiveness
- ◆ They believe in Arts Education for all children.
- ◆ Resilience, collaboration, parents wanting what is best for their children.
- ◆ The cultural wealth that exists in the community and their willingness to support the program and ensure it's success - in traditional and non-traditional ways.
- ◆ There are many resources in the community to address various family needs. (food, childcare, housing, career support)
- ◆ The people and churches in the community are the largest asset. The strength of the community is history, family structures, professionals and businesses
- ◆ Community involvement
- ◆ Rich cultural histories and lived experiences that can inform our culturally responsive practice
- ◆ Rich cultural resources and histories
- ◆ Willingness to accept change and become stronger together.
- ◆ One on one tutoring. Field trips and enrichment activities. Mental health counseling
- ◆ Tight knit community centralized in a compact city. It is easy to make connections with educators serving different student populations within our community.
- ◆ The community we serve have a strong desire to see children and teens thrive and receive access to equal opportunities.
- ◆ Access to Santa Fe/UF and resources, healthcare system and resources, park system, social justice focused, community events
- ◆ The community is devoted to reorganizing and improving.
- ◆ Motivation, connectedness, often strong support from extended family and friends who are local.
- ◆ It is a very diverse community

- ◆ *We have a large number of highly educated, knowledgeable people who want to do good, they just don't know how or where. There are a lot of non-profits.*
- ◆ *The biggest strength is multiple organizations working together to provide services.*
- ◆ *Employment and Internships services provided to this age group*
- ◆ *Small close knit community with homelike services*
- ◆ *We are a close knit community who love helping each other.*
- ◆ *resilience, community*
- ◆ *Our community partners, other social service agencies, volunteer groups, businesses, and faith-based organizations, are a huge asset - together we can make a difference to those we serve.*
- ◆ *Willingness for change and educational and employability skills enhancement.*
- ◆ *There is a strong sense of community within the youth and they have a willingness to look out for their peers and the families around them.*
- ◆ *They are connected to Gainesville beyond the university. We work with many families who have been in Gainesville for dozens of generations. We also find that our families have large networks of friends and families that usually step in when social services aren't available or sufficient. The parents we work with are looking for the best options for their children and are their child's strongest advocates.*
- ◆ *The community really supports what they can when they know the need.*
- ◆ *EDUCATION-CULTURAL-CRIMINAL JUSTICE-ECONOMIC DEVELOPMENT-RECREATION-TECHNOLOGY-MENTORING*
- ◆ *Strengths include the recognizing the importance of family and community connection.*
- ◆ *Our community is very passionate about the activities taking place at our facility. Everyone feels connected by a shared love of what we do.*
- ◆ *A host of resources including the Caring and Sharing School as the meeting site for most mentoring sessions*
- ◆ *We help children reach their full potential through one-to-one mentorship.*
- ◆ *Parents are appreciative of the services provided for their families*
- ◆ *Resilience and fortitude*
- ◆ *Receptive to resources, engaged, seek referrals and support*
- ◆ *Resilience and fortitude*
- ◆ *Alachua County has abundant resources: robust nonprofit organizations, large businesses/corporations, and two higher education providers which afford us donor financial support and volunteers.*
- ◆ *We serve a very vibrant community of individuals who are interested in finding supportive environments for their children to thrive. The communities have a collectivist orientation where people are intent on working together to achieve goals, especially ones that benefit children. Vibrant cultural norms and values, interest in upward mobility.*
- ◆ *Variety of subject matter experts*
- ◆ *We have great facilities that can be utilized for more cultural programming*
- ◆ *Agencies and programs available, health care professional of a wide variety of specialties, the university, the 2 hospitals, the diversity, the Children's Trust also*
- ◆ *The individuals we serve*

- ◆ *The Strength is the caring of the community.*
3. What additional services do you wish your organization could provide? (57 providers responded to this question)
- ◆ *Professional Development to the organizations we serve*
 - ◆ *More space*
 - ◆ *Additional dental services; Training for dental providers to work effectively with young children and their parents/caregivers*
 - ◆ *I wish our organization was able to transport students from school to our location. We have received feedback that more students would attend if we could get them to our program.*
 - ◆ *If we had funding for two more FTEs, we could serve 3-4 times as many children. Our program is easily scalable and we have the ability to get as many volunteers as we need.*
 - ◆ *We offer a full day art summer program filled with lots of engaging activities. We would like to incorporate a daily healthy body and mind moment. Yoga, meditation, and healthy food would be a great addition to our program. We would also like any classes that could guide our staff and volunteers to better promote positive behavior and redirection of children who get a little over active at the end of the day. Not that we need that often because our young artists are very well behaved and kind. We love the services you have provided us! We love Children's Trust Alachua County!!!*
 - ◆ *Our program is all-encompassing of services we offer. The clients would benefit from hiring more nurses and family partners to reach more people more quickly; thus, enabling more families to participate and recognize the need for our services.*
 - ◆ *Better support for our 3 -4 year old preschool program. Especially children with special needs.*
 - ◆ *After school tutoring*
 - ◆ *Basic life-skills for youth and adults*
 - ◆ *It would be most beneficial to provide more scholarships for the Arts to more under-served youth.*
 - ◆ *Expanded hours/days of services.*
 - ◆ *We need more after school programs (i.e., educational, social, sport, life skills), assistance for single parents and low income families and transportation for youth of the area to get to and from sites.*
 - ◆ *Possibly assistance with tutoring, mentoring, and supports related to college exploration, preparation, and application.*
 - ◆ *FIMR - review 100% of fetal and infant deaths in Alachua. NHVP - additional nurses and outreach staff*
 - ◆ *Family/parent education on child development, discipline best practices, and connecting them to community support.*
 - ◆ *I wish we could provide services for the entire family, addiction services for kids of addicts, Art programming and cultural programming.*
 - ◆ *increased mental health services for children in SW Alachua County*

- ◆ *More partnerships with community partners to broaden our afternoon enrichment opportunities. So site-based community activities for our scholars.*
- ◆ *Larger enrollment; Additional funding supports to enhance our afternoon enrichment and community field trips*
- ◆ *Free training for adults*
- ◆ *Free transportation home for our students at the end of the day*
- ◆ *Wish we could reach out to more underserved and minority students, especially at public schools, to engage them in our summer programs.*
- ◆ *We serve/will serve communities that may have different needs from other communities. Any additional services our organization provides will be based upon the communities need.*
- ◆ *More services for high schoolers, girls involved in the Juvenile Justice System or pregnant/expecting teens and postnatal, birth-5, more opportunities for families in East Gainesville, Boys Place (mimic current mission), parental supports (ex. GED tutoring, educating families on ADHD, mandated school supports)*
- ◆ *Free training and job readiness*
- ◆ *engaging more adults in supportive and mentoring roles*
- ◆ *Expanding to provide assistance with math (and not just literacy) and a stronger referral system for other needs.*
- ◆ *Summer Camps, After-school Enrichment on location*
- ◆ *I want to work with the Alachua county children in grades 3-12 who perform in the lowest quartile of reading scores. The program we use, Great Leaps, has a math component that can be added to the reading lessons. It would take an additional 5-7 minutes on the lessons. Almost all of our students are dangerously behind in their math skills as well as reading. I also would like to provide the next step in helping students with their reading after getting their fluency at grade level. Great Leaps also has an easy program to implement with this. I would like to offer a four-times a year writing intensive that students attend for a week to work on skills for essay writing, creative writing, etc.*
- ◆ *Be in more schools ie more funding*
- ◆ *Transportation, Mental health and emotional wellness*
- ◆ *Additional (and better) grocery stores*
- ◆ *Services outside school hours. More community driven activities*
- ◆ *transportation, ability to serve more children*
- ◆ *Additional free after school activities where the students do not have to leave the school campus.*
- ◆ *We would like to have translation/interpretation services and/or programs targeted towards our Spanish-speaking population. We would also like to partner with other organizations to better meet the socio-emotional needs of local children and youth.*
- ◆ *Transportation for clients to attend our workshops and camps.*
- ◆ *Swim lessons*
- ◆ *Reliable Transportation and Scholarships.*
- ◆ *More wrap around services that work together with other non-profit/social services in the area.*

- ◆ *Help with families in financial crisis.*
- ◆ *STAFFING AGENCY SERVICES*
- ◆ *Tutoring services for school*
- ◆ *Transportation to/from more locations.*
- ◆ *Reading sessions for students who are having problems with reading*
- ◆ *Mental Health and/or Case Management*
- ◆ *Mental health behavioral disorders and their environmental causes*
- ◆ *Mental health education*
- ◆ *Stronger public policy advocacy, a coordinated volunteer portal to match volunteers with opportunities in our community, establishment of a local chapter of VOAD (voluntary organizations active in disaster)*
- ◆ *We wish we could provide services to more children and for a more extended period of time.*
- ◆ *Provide nutritious food to program participants; improve access to physical/dental/mental health services*
- ◆ *After school programming*
- ◆ *More presence in the community with the Coordinated Intake and Referral program, more visits per family postpartum with the NewboRN program, more nurses for NFP that is already at capacity, implementation of the Healthy Start Doula Community Program that promotes the certification of a group of diverse doulas from the community to close gaps,*
- ◆ *Funding to fulfill our mission with the children and assistance for staff that's needed.*
- ◆ *Mental Health services*

4. What additional supports or resources would help your organization grow, improve, or thrive? Check all that apply.

Response	#	%
Increased staffing	53	73%
Assistance in finding qualified staff	25	34%
Increased retention of qualified staff	16	22%
Increased family awareness of services	38	52%
Professional development	25	34%
More expertise or capacity in billing/finance	9	12%
More expertise or capacity in grants management	16	22%
More expertise or capacity in HR	9	12%
More expertise or capacity in data collection	13	18%
More expertise or capacity in outreach and communication	29	40%
Facilities upkeep	11	15%
Larger or improved physical space	28	38%
Communicating with our target community	29	40%
Other (please specify)	6	8%
Total	73	

Other:

- ◆ *I totally need more space. I have a waiting list of 130 kids.*
- ◆ *More funding*
- ◆ *Stronger support/partnership with the school system*
- ◆ *increased funding*
- ◆ *Additional preparation time prior to program start*
- ◆ *Assistance with transportation, picking up students from school, field trips etc.*

Working Collaboratively

5. What has your organization found to be the best strategy in building trust with the families/youth you serve? (66 providers responded to this question)
- ◆ *Provide a quality program.*
 - ◆ *Frequent and consistent communication*
 - ◆ *Providing skills that can be used currently and youth can grow into for the future. Example: coding skills and graphic design skills.*
 - ◆ *Be transparent with parents.*
 - ◆ *Personal outreach and knowing the communities that you are serving. Heart capita. Working with other organizations and programs that are providing services as well. Having a community or neighborhood resource assessment of needs and or challenges.*
 - ◆ *Returning to the same schools and community sites so they know that we'll be back*
 - ◆ *Listening to individuals you serve*
 - ◆ *Communicate with them frequently and listen to their ideas/suggestions. Where possible, implement the requested items.*
 - ◆ *One-on-one interactions and consistency.*
 - ◆ *Our policy is to engage with each parent at least one a day. We like to tell the parents at least one thing their child mastered and/or excelled in that day or week. We notice this not only builds trust with the parents, it builds confidence in the child. Plus, this gives the parent and child a conversation starter for the ride home. We also allow parents to come in and do an art project with their child. We find that the parents/guardians love this activity. The children like to share what they know with their parent too.*
 - ◆ *Communication (multiple responses)*
 - ◆ *The professionals who work in our program are compassionate, eager to help and extremely knowledgeable. Word of mouth has spread quickly in the past year by clients and providers. When our clients have an incredibly helpful and supportive experience with our program they are eager to tell friends, physicians, family and colleagues.*
 - ◆ *Having a very open dialogue between school and family.*
 - ◆ *Being open and transparent and being a good steward of public funds*
 - ◆ *Using multiple modes to fostering two-way communication.*
 - ◆ *Being engaged in activities that they're involved in, outside of what we offer.*
 - ◆ *Transparency and Open Communication; collective planning and implementation*
 - ◆ *To get parents/guardians involved and help them to become stakeholders*

- ◆ *One-on-one conversations with families/youth where we learn more about the barriers they currently experience in relation to oral health access and work together to find ways to overcome those obstacles.*
- ◆ *Communication with the youth and families while developing clear form of information exchange and insuring outcomes are made clear to reach the goals set for each individual.*
- ◆ *We make ourselves available to families and the children and incorporate their needs and interests into our programming.*
- ◆ *Word of mouth from participants*
- ◆ *Constant communication, providing support in a timely fashion, building collaborative partnerships*
- ◆ *Our organization was designed by the community as an advocacy tool. We are in many cases the voice of the community. Our organization is ran and operated by community members.*
- ◆ *Participating in community events, visiting local school*
- ◆ *Transparency, collective planning, feedback loops, and genuine concern and care in communication.*
- ◆ *Volunteering and being present in activities that they value.*
- ◆ *The free resources that we provide as well as the family events we coordinate*
- ◆ *Running excellent summer programs that engage learners and their families. Continuing to communicate with participants and families after camps are over.*
- ◆ *Honesty, transparency, less talk/more action and doing what you say you're going to do, clear expectations*
- ◆ *Talking in the parking lot, frequent communication, ensuring that we are a part of their village (ex. add us as emergency contacts at school, involve us with family challenges), intentionally build relationships with parents/guardians, siblings, girls, provide external resources, active listening, families knowing our entire team and programs we offer*
- ◆ *Communication, being open and honest about our intentions and what we can and can't do.*
- ◆ *Clear communication, engagement, meeting students where they are at*
- ◆ *Consistency in communication and support; word of mouth among community members; results they can see in their child's report cards.*
- ◆ *Providing accessible programming at no cost, focusing on community outreach and partnering with other community organizations*
- ◆ *Good communication is key. Having others from their community recommend us Having partnerships that validate our legitimacy. Providing feedback on their child's progress and showing them the improvements their child is making*
- ◆ *Providing services free in the schools so that transportation is not needed.*
- ◆ *Open communication and clearly defining expectations*
- ◆ *Our new town hall meetings for citizens to share and/or vent*
- ◆ *Community engagement*
- ◆ *Taking the time to talk with them and getting to know them, finding ways to show them that we appreciate and value them, creating ways to gather their input, involving them in our organization's activities*

- ◆ *Meeting their immediate needs. Offering programs that affect their lives in a meaningful and lasting way.*
- ◆ *We have needed time to become known and trusted within local communities - it did not happen overnight. We believe our customer service approach when working with patrons and partners has played a significant role in gaining the trust of local families and youth. If we ask for input, we do our best to follow through and provide what those in the community feel is needed.*
- ◆ *Being approachable and genuine.*
- ◆ *We have found that utilizing time to establish consistency of character is a major factor in developing authentic relationship.*
- ◆ *Showing that we're here for long-term commitments. I think now that we're in our third service year, it has allowed families to trust that we're here to build community with them.*
- ◆ *Being transparent & up front*
- ◆ *Consistency with in person communication*
- ◆ *Consistency and professionalism*
- ◆ *Increased communication from our staff to them about their child's experience with us.*
- ◆ *Gaining commitment from the entire family by negotiating agreements with students and parents.*
- ◆ *Taking the time to talk to children's parents and getting to know their family individually.*
- ◆ *Providing caring and qualified staff*
- ◆ *Peer led education and support*
- ◆ *Relationships and rapport building, following through with program model of services*
- ◆ *When families realize they are not alone and they can get strength from families going through what they are going through*
- ◆ *Providing excellent client service and being present at community outreach events which help to reinforce a positive relationship.*
- ◆ *Hosting parent meetings where we help cater to parents' needs has helped to establish trust, also welcoming parents to participate in our programming, and being with parents in other community spaces.*
- ◆ *Meeting families/youth at a location that is comfortable and convenient to them; following through on commitments to families/youth in a timely and consistent manner*
- ◆ *Transparency is always key to building trust. All of our meetings are open to the public.*
- ◆ *Transparency in all our processes and the relationship built between the home visitors and the families. Collaboration with the hospitals and other agencies and programs. Presence in many community events and activities.*
- ◆ *You Must meet the families where they are .*

6. Do you participate in any groups of providers/agencies that work together in serving families/youth?

Response	#	%
Yes	48	67%
No	24	33%
Total	72	

If yes: What provider/agency groups do you work with in serving youth/families?

Response	#
University of Florida	17
UF College of Education Counseling	2
UF pre dental	1
UF college of education	2
UF center for reading disorders	1
UF office of Black student affairs	1
UF health	1
UF group to work on breastfeeding and doula initiatives	1
UF Phillips Performing Arts Center and Gainesville Links	1
UF College of Medicine	1
UF Shands	2
United Way	9
school district	7
Children's Trust of Alachua County	6
Early Learning Coalition	6
Aces in Motion	3
Healthy Families	3
City of Alachua	2
City of Gainesville Parks and Recreation	2
Cultural Arts Coalition	2
DCF	2
DJJ	2
Girls Place	2
Partnership for Reimagining Gainesville	2
private schools	2
Title 1 programs	2
211	1
ACH North Florida Hospital	1
after school programs	1
Alachua County Libraries	1
Alachua County Public Schools	1
Anita Zucker Center	1

Big Brothers Big Sisters of Alachua	1
Boys and Girls Club	1
Breastfeeding Coalition	1
Campaign for Grade Level Reading	1
Caring & Sharing Learning School	1
Catholic Charities	1
Central Florida Community Action Agency	1
Children Beyond Our Borders	1
city leaders	1
City of Archer Recreation department	1
City of Gainesville	1
collegiate institutions	1
Community Foundation and more	1
Comprehensive Women's Center	1
daycare center	1
Dolly Parton Imagination Library	1
elementary school	1
Episcopal Children's Services	1
Equal Access Clinic	1
FL-508 Homeless Continuum of Care	1
Florida State MSW Program	1
former members of BOOST Alliance	1
foster families and adoptive families.	1
Gainesville 4 All	1
Gainesville Circus	1
Gainesville Housing Authority	1
Gainesville Immigrant Neighbor Initiative (GINI)	1
GNV thrives	1
Grade Level Reading	1
Greater Gainesville Chamber of Commerce	1
Harn Museum	1
Head Start	1
Health care center	1
Health Department	1
Healthy Start	1
Healthy Start's CI&R Home Visiting Advisory Committee	1
HIPPY Program	1
Home Visiting Advisory group	1
Howard Bishop Community School	1
Juvenile Justice Council	1
Kids Count	1
Library Partnerships	1

Loads of Learning GNV	1
Local partners and CTAC	1
Manhood Youth Development Foundation	1
Meridian Behavioral Health and Child Advocacy Center	1
MIECHV	1
Motiv8 U	1
Museum of Natural History	1
NAMI	1
Newberry City government	1
NFP	1
NHVP	1
Other providers	1
Pace	1
parents in rural communities	1
Parks and Recreation	1
Partnership for Strong Families	1
Partnership to Reimagine Gainesville	1
partnerships/collaborations with many youth-serving agencies	1
Plan Parenthood	1
Previously BOOST	1
reading pals	1
restaurants	1
River Phoenix Center for Peacebuilding	1
Safety Net Collaborative	1
Star Center	1
Sun Country Gymnastics	1
System of Care	1
teachers	1
Technology companies	1
UF Department Community Dentistry - Community-based programs	1
Under Ground Kitchen	1
WIC	1
WIOA/Career Source Advisory Committee	1
Working Food	1
YAS Youth Orchestra	1
ACH North Florida Hospital	1
Total	302

If no: If such a group existed, would your organization be likely to participate in it?

Response	#	%
Yes	17	65%
No	0	0%
Don't Know	9	35%
Total	26	

Your Organization and Community

7. Does your organization currently have a waiting list of families/youth?

Response	#	%
Yes	30	43%
No	35	51%
Don't Know	4	6%
Total	69	

8. Thinking about the population your organization serves, what are the two top services/supports they need that are not being met? These may be services/supports that your organization does not provide. (62 providers responded to this question)

- ◆ *Scholarships to access summer camps. Support for families to fill out applications for summer camps and scholarships (we had numerous families start applications for the camp and financial support, but only one family finished the financial aid application)*
- ◆ *Affordable Housing*
- ◆ *Affordable, quality childcare (multiple responses)*
- ◆ *Affordable/access to wifi internet. Access to technology. (multiple responses)*
- ◆ *How to find the resources they need for their child (for example, where they can get free/discounted counseling, how to get an IEP/504 for their child, who to call for educational assessments, organizations to call when they can't pay for electric)*
- ◆ *Arts and Culture Activities. Services for younger children*
- ◆ *Career development training (financial literacy)*
- ◆ *Counseling, safe places to live*
- ◆ *Education on mental health disorders and traumatic stressors*
- ◆ *Educators receiving training due to business of schedules. Engaging men and boys*
- ◆ *Extended before/after care, free lunch programs for private schools*
- ◆ *Family and professional mental health education into behavioral disorders and their environmental causes*
- ◆ *Family/parent education on child development & discipline practices*
- ◆ *Financial support, family emergency supports (multiple responses)*
- ◆ *Tutoring services (multiple responses)*
- ◆ *For our 3 and 4 year olds we need support with challenging behaviors and learning disabilities.*
- ◆ *Free after school/ tutoring services that offer transportation for children.*

- ◆ *Health services (multiple)*
- ◆ *Nutrition/access to healthy foods*
- ◆ *higher staff pay and better opportunities for professional development for family members/parents/grandparents*
- ◆ *I would love to be able to collaborate with the local neighborhood restaurants for lunch & dinner choices for the families.*
- ◆ *In home internet and funding for training in vocal and musical instruments.*
- ◆ *Just need additional staff and resources*
- ◆ *More volunteers (multiple responses)*
- ◆ *Mental health counseling/services (multiple responses)*
- ◆ *Mentoring for youth (multiple responses)*
- ◆ *Positive Social outlets for teens*
- ◆ *Preventive care*
- ◆ *Nurse-Family Partnership nurses for substance exposed pregnant women and newborns.*
- ◆ *Operating capital that isn't grant based*
- ◆ *Our program offers every service and support available.*
- ◆ *positive reinforcement and behavior correction*
- ◆ *Programming that meets the cultural needs of students and encourages their interest and success in academic content. Resources for a healthy lifestyle (eating, physical, mental health)*
- ◆ *Rural Community Support*
- ◆ *Sports, social skills, and life skills*
- ◆ *Summer Camps*
- ◆ *Supports in the academic core disciplines (where students are learning in culturally relevant ways). Counseling (understanding grades, assessments, and services needed for children and how to best advocate)*
- ◆ *swim lessons*
- ◆ *Teachers*
- ◆ *Transportation (multiple responses)*
- ◆ *Clothes/Uniforms for the children*
- ◆ *Utility assistance. Housing assistance*
- ◆ *wrap around support services and education options*
- ◆ *Youth activities and after school activities (multiple responses)*

9. How could the Trust better facilitate coordination between providers? (rank) (68 providers responded to this question)

Option	# 1 st Place Rankings	# 2 nd Place Rankings	Overall Score
Topic Based Events	13	11	4.81
Provider Summits	11	14	4.51
Shared Professional Development	14	9	4.37
Biannual Provider Meetings	8	14	4.10
Meet and Greets	8	6	3.65
Monthly Provider “News and Update” Emails	7	9	3.50
Virtual Bulletin Board	7	5	3.06

10. Do you have any additional suggestions for how the Trust could better facilitate coordination between providers? (21 providers responded to this question)

- ◆ *Share with all the providers what each organization has to offer. Highlight a provider each month. Do interviews with providers or videos. Since Covid it feels like we are not as connected as before since we don't see each other at meetings as often. Host in-person events.*
- ◆ *Meeting in each other school.*
- ◆ *I found this event tonight to be wonderful. Great to make connections.*
- ◆ *better communication with directors and different opportunities for staff*
- ◆ *Partner with some of the providers and allow them the opportunity to share success stories. The Trust may already be highlighting some of the success stories current providers are realizing.*
- ◆ *Meet and Greets are fabulous.*
- ◆ *Be great listeners and supporters of the providers*
- ◆ *Host events where we can share what we are doing and services that we offer. Not on the same day where it is a long drawn-out meeting, but one event can highlight providers who focus on STEM Education, another day can be sports and character development, another day on early childhood or literacy. We can join based on what topics are of interest to us and also share based on what our organization specializes in.*
- ◆ *Encourage collaboration for strengths and weaknesses*
- ◆ *Transparency and better communication related to grant expectations and timely reimbursements. A nonprofit should not have to wait three months to receive reimbursement for a completed program and have additional information/documentation requested that wasn't communicated as the expectations for a grant.*
- ◆ *Consult with providers before planning events in regards to dates and times. Intentionally plan with the assumption that ALL team members are serving youth during program hours. Providers should include funded and not-funded organizations. Consider mentorship.*

- ◆ *Increased funding would allow for more staffing allowing for improved capacity with community partners*
- ◆ *Three of the above (meet and greets, provider summits, and provider meetings) seem to be the same thing. I think this is a good idea, but it might be more helpful to connect providers who work in the same area (education, food security, housing, etc.) as well so they can have a chance to explore collaboration and share resources.*
- ◆ *Monthly or quarterly 30 min zoom to update all on needs/what's going on/collaboration, etc. A shared calendar of upcoming events. For example, last year, we planned a big event at the same time another organization did and we were both serving similar demographics.*
- ◆ *Having a shared resource base where we can support each other in building capacity*
- ◆ *Look to existing groups to join forces for meetings, trainings, etc. This may help to avoid overwhelming and duplicated meetings.*
- ◆ *Forums to create provider connections.*
- ◆ *We should meet in person annually.*
- ◆ *Educational seminars*
- ◆ *Fund education seminars on mental stress and trauma and the resulting behavioral disorders*
- ◆ *Support for families*

Envisioning a System of Supports

11. The mission of the Children's Trust of Alachua County is to "fund and support a coordinated system of community services that allows all youth and their families to thrive." When you envision a system of supports for our children and youth in Alachua County that works effectively, what do you see? (57 providers responded to this question)

- ◆ *A bridge between programs.*
- ◆ *A comprehensive, collaborative strategy for ensuring children born in Alachua County have equal access to high quality early-childcare that will prepare them for kindergarten, a public school system that has the resources and staff to provide quality, equitable K-12 education, and a robust after-school system that provides children with safe spaces to develop themselves academically whether through STEM, arts, sports, etc., so their parents/guardians can work to achieve and maintain financial stability. I believe the Children's Trust can convene and lead the case for this strategy in collaboration with ACPS, PTAs, nonprofits, UF, Santa Fe, and childcare and afterschool-care facilities. It will take everyone doing their part to see success as no one agency can do it all.*
- ◆ *A coordinated effort, multiple organizations working in unison operating with the same goals in mind.*
- ◆ *A network that includes partnerships between businesses, donors, support services, and families.*
- ◆ *A support system knowledgeable of the community and willing to work to improve the providers.*

- ◆ *A system that address the needs of the entire family, considering without a solid foundation and healthy family life, we can provide all the services we want, kids still will not thrive.*
- ◆ *A system that is sensitive to the underlying traumatic stressors associated with behavioral disorders*
- ◆ *A system that reaches out to all students and families as where they are with a target of making them better.*
- ◆ *A system that takes into account that most other systems are made to oppress people of color, and not only seeks to address the results of these white supremacist systems, but also seeks input from the community as to how they would like to be supported and embraces feedback and experiences from the community in addition to any quantitative feedback.*
- ◆ *A thoughtful process to make sure no child is left behind (educationally, mentally, physically); providers who make referrals to each other; ensuring services complement (don't compete) with each other.*
- ◆ *Activities and services for all the children*
- ◆ *All children and youth being supported in school and during after school with activities that promote age appropriate development.*
- ◆ *All programs/services/supports functioning together to promote community involvement.*
- ◆ *An effective system will be an equitable system. Transportation won't be an obstacle, understanding the community needs, working with youth serving agencies to understand services being provided and finding ways to address gaps for youth & families that do need meet the outline eligibility requirements of the Trust, but can't afford youth programs/services. An ideal system would be all agencies serving youth would work together to ensure youth have a pipeline of services from 0-18.*
- ◆ *Collaboration, communication, and support among programs.*
- ◆ *Collaborative and Collective work towards opportunities and programs that "see" and "center" our youth.*
- ◆ *Communication, listening, responding to what the community needs, holistic approach that embodies intersecting identities, create transitional plans from 0-5 centers to providers beginning at 5 years old, school system support/increased communication of out of school programs, all organizations being trauma informed*
- ◆ *Comprehensive solutions to issues and challenges families and children have.*
- ◆ *Coordinated efforts where groups are able to function in their areas of expertise. Groups who are strong in areas collaborating with other groups who may not be as strong.*
- ◆ *Coordinated, collaborative efforts that reach children in the areas they spend most of their time and that actively engage parents.*
- ◆ *CTAC should serve a role like the dissolved "BOOST" initiative, which had all providers together, working in a coordinated and strategic way.*
- ◆ *Education and cooperation*
- ◆ *ELC rules and rates do not help us to provide services for kids that are subsidized by them. I lose over \$5,000 a month...so I will try to serve less and less ELC children. Which is very sad!*

- ◆ *Ensure they enter that system of supports early (prenatally or right after birth)*
- ◆ *Existing supports working more closely together with a common goal.*
- ◆ *External committees working with the district to fill in the gaps*
- ◆ *Holistic interventions that serve the entire family system. For example, we prioritize adding siblings into our literacy program. We have got to all get on the same page. There can't be 500 different organizations doing 500 different things serving the same people. That's ridiculous. If I am dreaming of a utopia situation, it would be that we all let go of our individual ways we think we are helping and look at the data-what programs are working, what is helping and put all our money and energy into those things and collaborate together, we can actually make a big difference in Alachua County. We can't do that if organizations that are proving themselves don't have the funds to expand. We have to fund programs that make systemic changes that change the trajectory of kids' lives. For example, it's nice to put books in the hands of children that don't have them, but we have libraries. That doesn't teach a child to read. Another example: a group got funded by the county to fix roofs of people who can't afford it. They got funding for about \$15,000. Why not take that money and teach 1-4 people to start their own roofing company. It makes absolutely no sense to me that our county/city funds things that make people feel like they are doing something helpful. Also, things take too long. While people are doing needs assessments/research etc, people are going without the resources they need. Most of CTAC's providers know what is needed in our community. Listen to us. We work day in and day out with people.*
- ◆ *I envision a system where parents are able to connect to all services through a centralized hub that understands the different services provided and the limits of those services.*
- ◆ *I see a community that acts as the village who raises the child. I see a community that mirrors a happy family. Allowing families a safe and colorful space to be creative and grow imaginations. Creativity and imagination is the birthplace of invention.*
- ◆ *I see a continuum of care for all students. For quality programming to be available for all age groups. For there to be collaboration amongst providers. For there to be universal systems for things like transportation. Consistent professional development opportunities for all providers.*
- ◆ *I see a reduction in the numbers of orgs offering services*
- ◆ *I see a system that connects all agencies, does not duplicate services to more efficiently support the agencies providing the services, keep constant communication and ongoing needs assessments*
- ◆ *I think it is working effectively, but what we cannot provide and with the economy down we are seeing more in need of basics such as food and housing*
- ◆ *If each partner promoted the interconnected services that we are working to provide as a web then more diverse populations could be reached. Partners marketing as a collective approach to the populations they serve.*
- ◆ *Interagency cooperation.*
- ◆ *Inter-professional interactions that support the Children's Trust and the children and families they serve*

- ◆ *Layers of support that allow children of all ages the opportunity to receive services. This system ranges in services that include prevention and intervention levels of care and meets the needs of deficits that exist in our community. The system of supports makes accessible services that may otherwise be out of reach for families and levels the playing field of what children can be exposed to despite their circumstance.*
- ◆ *List of providers and services. There are plenty of kids and families to support, no need to compete for resources.*
- ◆ *Mentorship programs*
- ◆ *More action, less talk. More real coordination of actions with fewer meetings. There are a number of agencies doing good work. We know each other and can work well together.*
- ◆ *More support for early childhood programs*
- ◆ *People working together positively and cohesive for the good of all children.*
- ◆ *Programs that are connected with one another, with regular contact about services each provides and updated contact information when we need to refer someone for services.*
- ◆ *Programs that are easily accessible for all kids regard of parent income level*
- ◆ *Provide funding and support to organizations that serve our children and youth without so much oversight and micromanagement. We literally could not spend most of the CTAC funds set aside for our youth program because use of funds was so severely restricted. Identify organizations doing excellent work for our youth, grant them funds to carry out that work, and then get out of the way!*
- ◆ *Services that take into account every point in children's day including the moment they wake up until they go to sleep. This would include meals, support in schools, after school, and home supports.*
- ◆ *Shared program planning and implementation (key stakeholders all vested in centering our children and youth) that directly responds, evaluates and attends to the needs of the community.*
- ◆ *Supports that address the physical, mental, emotional, spiritual, and academic needs of youth and their families.*
- ◆ *System that includes the entire family.*
- ◆ *The need for more family engagement activities.*
- ◆ *User friendly; supports are not useful if they are too cumbersome to access*
- ◆ *Using an organization's strength to meet the needs*
- ◆ *Viable resources for schools and communities that don't require a lot of red tape. Easy access for families to take advantage of. Maybe having school and community liaisons to help facilitate partnership.*
- ◆ *We need to consistently implement the support of other organizations that will tailor to the actual needs of the kids and not a generalized idea of what's needed.*
- ◆ *When I envision a system of support for Alachua County's children, I think it must be relational, data-driven, and sustainable. Data-driven approaches means we tackle specific, fairly well-understood challenges in ways where the results are measurable and change can be easily seen. I realize not all challenges fall into this category, but many do, particularly in the basics of education, food and housing support. Being sustainable means the focus cannot be solely on outcomes, but must also be on building strong*

institutions in both the public and non-profit sectors that can take on these tasks. This requires sustained funding guarantees that organizations can count on (contingent on results and reporting, of course). An organization that doesn't know if it will have funding year to year cannot invest in quality staff development or long term infrastructure needs. Finally, the support system has to be relational, not only offering services to those who need them, but working to draw those people in to the network itself as stakeholders whose input and work is invited and valued. Empowering people to be agents in their own growth and well-being doubles the impact of these efforts and helps with sustainability as well.

- ◆ *When there is enough service providers and accessibility for all facets of activities and support services for all youth in our county to attend that has a desire too.*
- ◆ *Youth receiving the services that they are in need of and seeing results of them working effectively.*

Our Community

12. Thinking about Alachua County, what are three areas that you feel families/youth are well supported? Check all that apply.

Response	#	%
Connect Families to Resources (Basic Needs)	18	31%
Enrichment and Out-school-time Programs	16	28%
Physical Health	14	24%
Food Security	13	22%
Prenatal and Postpartum Care	13	22%
Literacy & Other Academic Supports	12	21%
Quality Child Care	10	17%
Quality education for school-age students	10	17%
Substance Abuse Prevention	8	14%
Career Exploration & Preparation	7	12%
Housing Adequacy/Security	6	10%
Mental Health & Wellbeing	6	10%
Support for Special Needs Children (i.e., Developmental Delays and Disabilities)	6	10%
Family Strengthening & Supports	6	10%
Injury Prevention	4	7%
Violence Prevention / Safety	4	7%
Delinquency / Truancy	2	3%
Other (please specify)	12	21%
Total	58	

Other:

- ◆ *Not sure. In Alachua County it is very hard to connect with needed services.*

- ◆ *I know there are many programs available for the youth in our area. I can't speak to how effective they are for all of the youth and to the degree to which youth receive support.*
- ◆ *I wouldn't say we're doing any of this well right now. There's a lot of work to do and many needs going unmet.*
- ◆ *We got work to do.*
- ◆ *Parks and recreation*
- ◆ *ENTIRELY depends on the population in question, some populations are underserved in ALL areas*
- ◆ *There are deficiencies in all of these areas. My targeted group is not supported in these areas*
- ◆ *There is always room for improvement for all of the noted areas*

13. What community issues are the families/youth served by your organization most concerned about? Check all that apply.

Response	%	#
Mental Health & Wellbeing	42	66%
Housing Adequacy/Security	31	48%
Quality education for school-age students	26	41%
Enrichment and Out-school-time Programs	25	39%
Family Strengthening & Supports	25	39%
Violence / Safety	25	39%
Food Security	23	36%
Quality Child Care	23	36%
Literacy & Other Academic Supports	22	34%
Connect Families to Resources (Basic Needs)	18	28%
Substance Abuse Prevention	16	25%
Career Exploration & Preparation	15	23%
Special Needs Children (i.e., Developmental Delays and Disabilities)	12	19%
Delinquency / Truancy	11	17%
Prenatal and Postpartum Care	9	14%
Physical Health	9	14%
Provider Professional Development & Capacity Building	9	14%
Injury Prevention	3	5%
Other (please specify)	2	3%
Total	64	

Other:

- ◆ *Dental Health/Oral Health*
- ◆ *Affordability of services, lack of access, no transportation to programs during out of school time*

14. What community issues are your organization most concerned about? These could be issues your organization focuses on in its work or could be issues impacting the community outside of your work but they are impeding your ability to meet families' needs. Please choose the top 3.

Response	%	#
Mental Health & Wellbeing	28	44%
Enrichment and Out-school-time Programs	22	35%
Connect Families to Resources (Basic Needs)	16	25%
Literacy & Other Academic Supports	16	25%
Family Strengthening & Supports	13	21%
Quality education opportunities for school-age students	13	21%
Career Exploration & Preparation	12	19%
Violence / Safety	12	19%
Quality Child Care	11	17%
Substance Abuse Prevention	10	16%
Special Needs Children (i.e., Developmental Delays and Disabilities)	8	13%
Housing Adequacy/Security	7	11%
Delinquency / Truancy	5	8%
Food Security	4	6%
Prenatal and Postpartum Care	3	5%
Physical Health	3	5%
Provider Professional Development & Capacity Building	2	3%
Injury Prevention	1	2%
Other (please specify)	3	5%
Total	63	

Other:

- ◆ *Dental Health/Oral Health*
- ◆ *Transportation.*
- ◆ *communication*

15. If you could improve just one thing in Alachua County to help all children/youth thrive, what would it be? (54 providers responded to this question.)

- ◆ *Activities to curb violence and reading skill improvement*
- ◆ *Affordable housing*
- ◆ *Arts Education*
- ◆ *Assist all families with children to fill out summer program application forms and scholarship forms to access those programs.*
- ◆ *Collaboration*
- ◆ *Culturally responsive schools and academic supports*
- ◆ *Decrease violence, including gun violence and gang activity.*
- ◆ *Easier access to healthcare services (through schools, community programs)*

- ◆ *Easily accessible resources and out of school time activities for students of all ages.*
- ◆ *Easier access to programs for all (multiple responses)*
- ◆ *Education/Quality education (multiple responses)*
- ◆ *Employment/internships/training opportunities for all students*
- ◆ *Enhanced availability of accessible oral health services at all stages of childhood development.*
- ◆ *Ensuring safe, secure home environments for all children.*
- ◆ *For more professional intervention to be provided to elementary students who are struggling readers. For after school programs to be able to provide paid, professional tutors or for parents to have the resources to provide this. So many of our students are falling further and further behind.*
- ◆ *Free medical/dental care*
- ◆ *fully funded quality childcare for children 0-3*
- ◆ *Give more out of school time for kids*
- ◆ *I would make sure each child was placed in an environment where s/he daily received positive affirmation and support at the mind, body, and spirit levels.*
- ◆ *I would put the people most impacted by social issues at the forefront of programming, project design and decision making.*
- ◆ *Impact systems as a whole!*
- ◆ *Increased quality programs for youth on the SouthEast side of town*
- ◆ *Investment in prevention services*
- ◆ *It would make youth feel safe in their communities and valued as learners in the classroom.*
- ◆ *Literacy - getting all kids reading fluently by middle school.*
- ◆ *Make funding more accessible to implement the programs to directly help*
- ◆ *Making activities like art, dance, music, gymnastics, astronomy, zoology, gardening, and sports more accessible (financially and logistically)*
- ◆ *Mental Health & Well being*
- ◆ *Mental health education for families and professional providers - behavioral disorders and their underlying causes*
- ◆ *mental health services in our location*
- ◆ *Offer more grants for providers servicing youth to hire more staff and acquire more physical space.*
- ◆ *Parenting classes and support*
- ◆ *Provide and distribute more money to Black communities and to other oppressed and marginalized peoples and communities.*
- ◆ *Provide engaging activities for a diverse group*
- ◆ *Provide free parenting classes.*
- ◆ *Provide stronger families and support systems at home*
- ◆ *Provide Youth and Activities Centers in every major neighborhood providing students with things to do that would assist them in becoming a productive citizen.*
- ◆ *Providing resources to youth that do not have extra-curricular activities.*
- ◆ *Quality education in ALL schools in Alachua County*
- ◆ *reduce poor birth outcomes*

- ◆ *Remove the restrictions teachers face in educating at risk students around systems of oppression*
- ◆ *Removing obstacles/barriers to serve (i.e. funding, transportation and more collaboration)*
- ◆ *Safe transportation beyond just the university limits!*
- ◆ *Special needs support for our 3 - 4 year olds.*
- ◆ *support early childhood programs in improving quality, reducing teacher/child ratios, group size, gold seal, and teacher educational levels.*
- ◆ *swim lessons*
- ◆ *That each child would have a parent/guardian read to them for 15 minutes a day and talk to them for 15 minutes more.*
- ◆ *To help every child find their confidence and know they matter in the big world picture of life.*
- ◆ *to improve the parent portals to included downloadable assignments for youth who miss assignments in class. to Assure the teaches get assistance with upkeep of the parent portals.*
- ◆ *Vocational training*
- ◆ *Would Change ELC rules, regulations and have a better training personnel to help parents. Parents are not treated very well by ELC staff. It is a constant struggle for the parents to have their scholarship renewed.*
- ◆ *Youth centered and informed enrichment opportunities. Centering youth voices in program planning and implementation.*

The Children's Trust

The Children's Trust has four goals and uses 15 indicators to measure progress in reaching those goals

Goals	Indicators
All children are born healthy and remain healthy.	A. Percent of low birth weight babies B. Rate of hospitalizations for self-inflicted injuries C. Rate of bacterial STDs D. Rate of child food insecurity
All children can learn what they need to be successful.	E. Percent of children ready for Kindergarten F. Percent of 3 rd grade students proficient in English. G. Percent of 8 th grade students proficient in reading. H. High school graduation rate
All children have nurturing, supportive caregivers and relationships.	I. Rate of children subject to maltreatment J. Rate of youth arrests K. Number of children in out-of-home care
All children live in a safe community.	L. Social Vulnerability Index percentile M. Percent of household with severe housing problems N. Rate of violent crimes O. Rate of non-fatal motor vehicle traffic related hospitalizations among children aged 12-18

16. Please rate and rank of each of the Trust's indicators.

Indicators	Useful (% Yes)	Should be 1 of the top 3 Trust priorities (% Yes)
A. Percent of low birth weight babies	63%	25%
B. Rate of hospitalizations for self-inflicted injuries	75%	41%
C. Rate of bacterial STDs	51%	6%
D. Rate of child food insecurity	96%	85%
E. Percent of children ready for Kindergarten	95%	71%
F. Percent of 3 rd grade students proficient in English.	87%	66%
G. Percent of 8 th grade students proficient in reading.	96%	62%
H. High school graduation rate	93%	66%
I. Rate of children subject to maltreatment	91%	64%
J. Rate of youth arrests	78%	49%
K. Number of children in out-of-home care	79%	18%

L. Social Vulnerability Index percentile	56%	27%
M. Percent of household with severe housing problems	85%	60%
N. Rate of violent crimes	76%	42%
O. Rate of non-fatal motor vehicle traffic related hospitalizations among children aged 12-18	42%	9%
Total	58	58

17. Are there any other indicators that you believe the Trust should use in measuring progress in meeting its goals of improving the lives of children?

Response	#	%
Yes	20	36%
No	35	64%
Total	55	

If yes: What are they?

- ◆ *Breastfeeding rates (which increases physical health, bonding/trust and improves mental health)*
- ◆ *Emergency room visits for mental health disorders*
- ◆ *Engagement/participation in extracurricular activity*
- ◆ *Household Income*
- ◆ *How many children and youth have or have had a parent or caregiver incarcerated*
- ◆ *If the children's trust is going to use these indicators with the goal of improving children's lives, it must also examine what is actually measured by these indicators. Many of these are racially based and reflect little on what is actually happening in the community. For example, studies show that black and other children of color are disproportionately removed from their homes and placed into gov. care, and while this can indicate inadequate care at home, what it does is punish poor or poc for having children. These people are not numbers.*
- ◆ *Income of the kids who have graduated ACPS 1 year and 5 years post graduation*
- ◆ *infant mortality; unintentional injuries for children under 5*
- ◆ *Let's get indicators that speak to the home life of the child such as: no biological parent in the home, addicts or incarcerated persons in the home. Witness to domestic violence*
- ◆ *Maternal death/preterm birth/teen pregnancy/repeat teen pregnancy/maternal substance use*
- ◆ *Maternal health & wellness, access to healthy foods & health information*
- ◆ *Partnership and collaborations - what organizations/agencies are working together to meet the needs?*
- ◆ *Percent of children getting medical care, and separately dental care, each year*
- ◆ *Percentage of gold seal early childhood programs*
- ◆ *Prevalence of children with untreated tooth decay; Rate of pediatric emergency department visits for preventable dental problems*
- ◆ *Rate of accessibility for mental health support*
- ◆ *Rate of truancy in school; rate of hospitalization for injury or sickness*

- ◆ *Science and Math Proficiency*
- ◆ *Suicides*
- ◆ *TBC*

18. Please rate the value of the Trust’s partnership to your organization on a scale of 1 to 10, with 1 being “not at all valuable” and 10 being “absolutely critical to our organization’s success”.

A total 54 providers offered a rating. The average rating was 8.33. The median rating was 9.50.

19. Organizations often have stated core values, such as: Accountable, Collaborative, Customer-Focused, Efficient, Empathy, Equity, Inclusive, Innovative, Respect, Stewardship, and Transparent. When you think about the Trust and its mission, what three values do you think are most important for the Trust? (48 Providers responded to this question).

- ◆ *Accountable, Transparent, Fairness*
- ◆ *Accountable, Collaborative and Empathy*
- ◆ *Accountable, Collaborative and Transparent*
- ◆ *Accountable, Collaborative, Equity*
- ◆ *Accountable; Stable, Effective*
- ◆ *children food security housing*
- ◆ *collaboration, equity, stewardship*
- ◆ *Collaboration, innovation and inclusiveness*
- ◆ *Collaborative*
- ◆ *Collaborative, Customer Focused, Empathetic, Equitable, Inclusive, Respectful.*
- ◆ *Collaborative, Equitable and Innovative*
- ◆ *Collaborative, Equity, Inclusive*
- ◆ *Collaborative, Equity, Respect*
- ◆ *Collaborative, Inclusive & Efficient.*
- ◆ *Collaborative, Inclusive, Customer-Focused*
- ◆ *Collaborative, Inclusive, Stewardship*
- ◆ *Collaborative, Respect, Customer-Focused*
- ◆ *Collaborative, Stewardship, Transparent*
- ◆ *Collaborative, Transparent and Equity*
- ◆ *customer focus, efficiency, innovative*
- ◆ *Customer-focused, equity, and inclusive*
- ◆ *Customer-focused, transparent, collaborative*
- ◆ *Customer-Focused; Transparent; Connection*
- ◆ *Efficient, Inclusive, and Transparency*
- ◆ *Empathy, Customer-focused, Collaborative*
- ◆ *Empathy, Equity, Stewardship*
- ◆ *Equity and collaboration*
- ◆ *Equity, Collaborative, Integrity*
- ◆ *Equity, Collaborative, Transparent*

- ◆ *Equity, Collaboration, and Customer-focused*
- ◆ *Equity, Collaborative, Customer-Focused*
- ◆ *Equity, Collaborative, efficient*
- ◆ *Equity, customer-focused and efficient*
- ◆ *Equity, Inclusion, Transparency*
- ◆ *Equity, Inclusive, Collaborative*
- ◆ *Equity, Inclusive, Empathy*
- ◆ *Focus on children, safety and mental health*
- ◆ *Giving children the tools to be successful thru educational opportunities/camps/after school programs. Keeping children safe and healthy*
- ◆ *Honesty, Integrity, Open-minded*
- ◆ *Innovative, collaborative, inclusion*
- ◆ *respect, collaborative, empathy*
- ◆ *Respect, Equity, and Collaborative.*
- ◆ *Stewardship, Collaborative, Empathy*
- ◆ *Stewardship, Transparency, Customer Focused*
- ◆ *Community Collaboration, Equity, Devotion to Justice.*
- ◆ *Transparency, Stewardship, Strategic*
- ◆ *Transparent, Collaborative, Efficient*
- ◆ *Trust-Transparent-Respect*

Value	#
Collaborative	34
Equity	22
Inclusive	13
Transparent	13
Customer Focused	10
Empathy	8
Stewardship	7
Efficient/Efficient	7
Respect	6
Accountable	5
Innovative	5
Integrity/Honesty	4
Devotion to Justice	1
Mental health	1
Stable	1
Child-focused	1
Safety	1
Strategic	1
Other	2
Grand Total	142

20. One particular area of concern is reducing disparities in child outcomes. What are your thoughts for how the Trust might better tackle this issue? (40 Providers responded to this question).

- ◆ *address family dynamic and mental health*
- ◆ *Address the issues that concern the community and not blanket social issues*
- ◆ *Addressing inequities in childhood outcomes at individual, familial, social, and political levels, as well with a holistic approach, will have the greatest impact.*
- ◆ *communication and transparency*
- ◆ *Community engagement and Literacy education*
- ◆ *Continue to collaborate and seek out innovative solutions*
- ◆ *Continue to invest in current programs that are proving quality care and programming.*
- ◆ *continued partnership with childcare facilities and schools. Partner with churches and community centers.*
- ◆ *Create awareness around the problem to citizens in the community. Particularly in the business sector. Businesses will be impacted drastically when these children are in the workforce. They are most likely not aware of the disparity growing in our community.*
- ◆ *Create measurable objectives.*
- ◆ *Cross sector partnerships and community-embedded assessment and evaluation*
- ◆ *Ensure that programs being funded are in the communities with the highest levels of disparities to ensure the resources are allocated as needed.*
- ◆ *Ensuring resources are equally available to all children and families through place-based supports and resources to help families overcome barriers to success (e.g., financial stability, housing, childcare, transportation).*
- ◆ *focus programming on children and youth who have the most limited access*
- ◆ *Help children have access to life-long experiences in the arts or any activity that presents challenges at multiple levels leading to mastery.*
- ◆ *Highlight and give preference to organizations and programs directly addressing these disparities; make this a part of the Trust's core mission.*
- ◆ *I feel that more work has to be done in the schools. Teachers and Admin can try to focus more on what the child is good at instead of what they struggle in. Approaching the child with their gifts can help the child feel more confident and curious about knowledge.*

This is the approach "Gifted" students get. Why can't all children have the same approach?

- ◆ *Identify early indicators to prevent disparities*
- ◆ *Improve the quality of early childhood programs 0 to 5 years especially those serving children who are on school readiness*
- ◆ *Increase collaboration across agencies to identify the barriers and gaps in service.*
- ◆ *Increase funding and funding opportunities to providers*
- ◆ *Involving community members in helping to design and test solutions.*
- ◆ *It depends on the outcomes you are attempting to tackle. Educational outcomes (qualitative and quantitative research related to best practices for the population being served).*

- ◆ *It is best to support organizations who are vested in the communities that they serve and whose staff reflect the demographics of the families. It is also critical to consider impact!*
- ◆ *Just as the needs of the people we serve are broad, I think the question is too broad.*
- ◆ *Look at what is causing the disparity and fix it. For example, we know that reading scores are highly linked to graduation rates, truancy, crime, etc. so we have to increase the reading scores. The schools have proven over and over again they can't do it. We have the highest racial disparity gap in the state. Find organizations that are fixing these problems and start them here.*
- ◆ *Make sure as much funding as possible goes directly to service provision. Less money on studies, less money on meetings, less money on consultants, or even on innovating. We have organizations doing good work, the role of CTAC is to support them and make sure the work is getting done.*
- ◆ *Making sure the initiatives have that equity component where all populations are served by people who look and speak like them. Making sure that race, ethnicity, income and location are not limiting the services available.*
- ◆ *More comprehensive prevention and outreach efforts, more extensive supports of early childhood education and training*
- ◆ *One thing PALS does is provide mentorship through the leadership group and PALS counselors. This gives the children motivation they may or may not be getting elsewhere.*
- ◆ *Parenting support and from birth. Connecting those families to resources/referrals/support. Increased home visiting programs.*
- ◆ *Partner/support organizations that are addressing the disparities.*
- ◆ *Promote and support mental health education of behavioral disorders caused by environmental stressors*
- ◆ *Provide access to quality educational programs and make sure that the standards of programming is met by providers and agencies.*
- ◆ *Taking the needed resources to the children. Meaning establishing partnerships in various communities*
- ◆ *This question is unclear. We will take "child outcomes" to mean a child becoming a healthy, happy adult with few obstacles in their way. This goal ultimately requires systemic dismantling and reconstruction, but the Trust can contribute to this goal by listening to the community, providing families with aid, and seeking to eradicate poverty.*
- ◆ *Try to determine the core cause(s) and decide if the Trust can (reasonably) tackle them*
- ◆ *Underserved families don't use resources available to them, and I don't understand why. The Trust can reduce disparities in child outcomes by engaging their families in accessing available resources.*
- ◆ *What kind of data are we looking at to determine which disparities need to be addressed? How will that data be updated regularly and securely?*
- ◆ *work with groups who work with children*

21. In what areas does the Trust struggle the most right now? Why do you think it is struggling in those areas? (30 Providers responded to this question).

- ◆ *1. Leadership-the firing/hiring of a new director put a hold on a lot. It needed to be done, but it's been tough.*
- ◆ *2. Funding. There are way too many programs that have proven results and have increased participation and have had no increase in funding. I don't know that the board knows the ins and outs of all of these organizations and the importance of what they do.*
- ◆ *As a relatively new organization, community trust may not be fully established.*
- ◆ *Become more visible in the community so that people will be aware of what resources you provide.*
- ◆ *Behavioral disorders. Neglectful of the underlying mental health triggers*
- ◆ *Board Management the lack of understanding nonprofits, grants, and programs*
- ◆ *Bringing providers together*
- ◆ *communication and understanding the needs of the organizations working with the children*
- ◆ *Community's trust and collaboration. Our community tends to be divided and untrusting.*
- ◆ *Don't see the Trust struggling. Could reduce paperwork reporting from monthly to bi-yearly.*
- ◆ *Efficiency, getting resources to clients in a timely manner*
- ◆ *I don't think enough partners have utilized the staff's willingness to partner. As such, some of the community members are living off of old memories.*
- ◆ *I have not noted any areas. Everyone always does a fantastic job as far as we're concerned.*
- ◆ *Innovation and equity*
- ◆ *lack customer-focus, efficiency, collaboration*
- ◆ *Leadership challenges. Building relationships with the community and providers.*
- ◆ *Making decisions about programing*
- ◆ *Management of providers. Reason: growing pains of building a rapidly growing operation within a government agency.*
- ◆ *Provider Support, Transportation Support*
- ◆ *Stability and predictability. With changes in leadership and changes in its activities, the Trust seems to still be figuring out what it wants to do and how it wants to do it. Organizations needs sustaining support and that requires predictability and commitment from the Trust. Right now many organizations are thankful for the Trust's support but do not trust that it will be there for the, even in the near future.*
- ◆ *Still a fairly new organization with new senior staff. Goals continue to be tweaked which is expected and necessary.*
- ◆ *Strategy, transparency, and organization. The Trust is still pretty new and has struggled to distribute funds in an organized manner which frustrated many nonprofits in the community who were counting on support. Past leadership also brewed distrust amongst nonprofits.*
- ◆ *Supporting agencies in a real time manner.*
- ◆ *The biggest challenge right now is getting on a consistent funding cycle. I think the reason why is because the whole thing started with a bang and has been playing catch-up ever since. Wild as understandable, it leaves organizations in limbo.*
- ◆ *The Trust appears to need more employees so that their process may work faster.*

- ◆ *The Trust struggles with building connections and relationships with providers and their teams. We believe the Trust would benefit from modernizing and prioritizing relationships over data.*
- ◆ *Timeliness in putting out funding opportunities and administration of those funds. The Trust is new, so we are all learning as we go.*
- ◆ *Too much oversight and micromanagement of providers and funding recipients. You trust us to serve the county's youth; why don't you trust us to responsibly spend resources you've allocated to us to support those youth?*
- ◆ *Trust, equitability, consistency and barriers. Youth/families falling between the gap because they don't meet Trust eligibility requirements, yet they can't afford youth programs. Providers waiting three months or more for reimbursement of services placing burdens on providers, Google doc/spreadsheet too time consuming and complicated for some placing additional burdens on providers, no trust in the Trust. Too many barriers to access funding causing some not to want to go through the headache of applying and seeking funding elsewhere.*
- ◆ *TRUST-RESPECT-TRANSPARENCY*
- ◆ *We could always use more assistance with making the reporting process more manageable so that it's not so time-consuming.*

22. Thinking about the Trust today, what would say are its biggest strengths? (46 Providers responded to this question).

- ◆ *A team that is committed to doing work that helps children*
- ◆ *Always looking to improve be involving all stakeholders*
- ◆ *Based on my perspective, I think the strengths of the Trust revolve around 1) the staff and their commitment to making sure the mission of the Trust is fulfilled; and 2) some of the success the Trust has achieved through the community partnerships.*
- ◆ *Capacity for providing funding for strong programming and growing/expanding effective programming.*
- ◆ *Collaboration*
- ◆ *Collaboration. Willingly and actively seeking community partners to better serve children.*
- ◆ *Communication and the relationships between providers and staff.*
- ◆ *Community outreach, transparency with initiatives, and keeping the community's well-being as a priority*
- ◆ *Engagement in the community*
- ◆ *Financial support to underserved communities.*
- ◆ *Funding*
- ◆ *Funding and interest in improving*
- ◆ *funding capability*
- ◆ *Funding providers and agencies in need to allow us to expand and reach more of the communities in need.*
- ◆ *Funding source, Kristy, Deon and Belinda*
- ◆ *Giving children resources to educational programs.*

- ◆ *Having genuine concern for the youth in the community and being open to getting better*
- ◆ *Hiring someone knowledgeable of the community*
- ◆ *I have seen some staff go the extra mile to make sure efforts in working with our youth was successful.*
- ◆ *It is fairly new and has new, energetic, senior staff with innovative ideas to take the Trust forward.*
- ◆ *It's team.*
- ◆ *New Leadership*
- ◆ *New leadership is a HUGE strength and will allow the organization to approach the community in a new way. We are also past the initial pandemic crisis which will give the Trust opportunities to be more present in the community and build rapport.*
- ◆ *Openness to input from the community.*
- ◆ *services to the community.*
- ◆ *Staff*
- ◆ *Support of innovation and new approaches to serving students and communities.*
- ◆ *Supporting children in need*
- ◆ *The ability and desire to bring together existing and new community resources for the common cause of improving outcomes for our community's children.*
- ◆ *The biggest strength I feel the Trust has today is approachability. Everyone from the director to the contracts mangers are extremely helpful. They are always kind and willing to answer any questions. This has helped us grow very quickly.*
- ◆ *The creation of the Trust was a huge gain for the community. Having a place to come together and discuss needs and strategies is a big strength that needs to be used to its potential*
- ◆ *The current leadership team is visible on our campuses and sites. They are extremely responsive to questions and ready to support us as we support youth and families.*
- ◆ *The mission of the trust and the financial stewardship it has been given are incredible. Over the next decade, it can make a massive difference in lives of thousands of children in Alachua County and, more importantly, it can build sustainable programs and organizations that can continue to improve lives for the foreseeable future.*
- ◆ *The people in the Trust are empathetic and easy to work with in-person.*
- ◆ *The people on the staff and the funding you provide to programs serving the community.*
- ◆ *The staff and willingness to work with providers*
- ◆ *The staff. The staff are first of all accessible and also responsive. The board. The board has a lot of great members with different backgrounds and strengths.*
- ◆ *The tremendous manner in which the staff works with the community.*
- ◆ *The Trust and the Board Members appear to care about the community and their partnering agencies, etc.*
- ◆ *The Trust is committed to its goals, and has a broad range of programming for a spectrum of ages. It invests in the community at large.*
- ◆ *The Trust is motivated to make long term positive changes to support our youth and families where we need it most.*
- ◆ *The variety of partners, relationship to the community*
- ◆ *Transparency, funding, being out in the community meeting people*

- ◆ *We have a great working relationship with everyone at CTAC. Your staff, their commitment and caring, are your greatest strength.*
- ◆ *Willingness to help*
- ◆ *Working with various communities*

Demographics

23. Is there a specific geographic location in Alachua County your organization focuses on?
Please check all the areas your organization predominantly serves.

Response	#	%
Alachua	18	37%
Archer	10	20%
Brooker	0	0%
Earleton	0	0%
Evinston	0	0%
Gainesville	23	47%
Hawthorne	8	16%
High Springs	8	16%
Island Grove	0	0%
La Crosse	3	6%
Lochloosa	0	0%
Micanopy	8	16%
Melrose	3	6%
Newberry	8	16%
Waldo	7	14%
All of Alachua County	20	41%
Other (please specify)	4	8%

Other:

- ◆ *We primarily serve East Gainesville, but families travel in town to work and represent other cities.*
- ◆ *State of Florida*
- ◆ *Our organization's focus is all of Alachua County. We provide a variety of services besides youth programming for the communities listed.*
- ◆ *Focus is Gainesville, but able to serve all of Alachua County. Current plans to extend reach in coming months.*

24. Provider/Agency Name (50 Providers responded to this question).

- ◆ *Akwaaba Freedom School*
- ◆ *Alachua County (Cuscowilla Nature & Retreat Center)*
- ◆ *Archer Family Health Care*
- ◆ *A-Team Consulting and Training*

- ◆ *Big Brothers Big Sisters of Alachua*
- ◆ *Boys & Girls Clubs of Northeast FL*
- ◆ *Children's Home Society*
- ◆ *City of Alachua*
- ◆ *City of Archer*
- ◆ *City of Hawthorne*
- ◆ *Cultural Arts Coalition*
- ◆ *Deeper Purpose*
- ◆ *Empowerment Consultants & Associates, LLC*
- ◆ *Florida Institute for Workforce Innovation d/b/a Project YouthBuild*
- ◆ *Florida Museum*
- ◆ *Gainesville Circus Center, Inc*
- ◆ *Gainesville Empowerment Zone Family Learning Center*
- ◆ *GNV Bridge (Vineyard Christian Fellowship of Gainesville)*
- ◆ *GNV Bridge Literacy Program*
- ◆ *Goodwill Industries of North Florida*
- ◆ *Greater Duval Neighborhood Association*
- ◆ *Healthy Start*
- ◆ *I AM STEM Camp at Caring and Sharing Learning School*
- ◆ *Kids Count*
- ◆ *Manhood Youth Development Foundation, Inc.*
- ◆ *MINORITY BUSINESS LISTING INC*
- ◆ *MOTIV8U of North Central Florida*
- ◆ *My School*
- ◆ *NAMI Gainesville*
- ◆ *NCF YMCA*
- ◆ *New Tech Now*
- ◆ *NewboRN Home Visiting Program*
- ◆ *PALS UF Health*
- ◆ *Partnership for Strong Families*
- ◆ *Peaceful Paths*
- ◆ *SF College*
- ◆ *St. Barbara*
- ◆ *Star Center Children's Theatre*
- ◆ *Traveling Art Camp*
- ◆ *UF - Freedom Schools*
- ◆ *UF College of Dentistry*
- ◆ *UF Department of Community Dentistry and Behavioral Science*
- ◆ *United Way of North Central Florida*
- ◆ *University of Florida*

25. Is there anything else you'd like to share regarding the Children's Trust? (19 Providers responded to this question).

- ◆ *Belita James and Bonnie Wagner have been very helpful in guiding us through the admin process and answering questions.*
- ◆ *I am very glad we have the Trust in our community. I would love to see more knowledge in the community about the presence of the Trust and what it is doing for them. We all should be a big network.*
- ◆ *I believe the Trust is moving forward in a very positive way. Keep increasing collaboration and transparency to build trust within the community! As a fellow funder, it can be stressful allocating funds to agency partners. I would highly recommend establishing solid policies and procedures regarding funding while also establishing accountability measures for the agencies you fund. If United Way can ever help please let us know.*
- ◆ *I deeply appreciate all your team has done in such a short time. We're glad and grateful to partner with you and fulfill our goal of greatly improving literacy in our community.*
- ◆ *I'd like to see the trust change from scholarship reimbursements to support a complete reimbursement for the entire program.*
- ◆ *I'm looking forward to learning more about the trust.*
- ◆ *I'm so excited for the Trust's future and to live in a community that values the well-being of children like ours does.*
- ◆ *Keep up your great work!*
- ◆ *Our organization would not be where we are today if not for the support of the Trust. We are grateful for your support and continue to grow in Alachua Co because of your belief in our program.*
- ◆ *Thank you for the tremendous support in helping us to build the summer program and serve families who need access to high-quality programming the most.*
- ◆ *Thank you for your commitment to our community*
- ◆ *Thank you for your support of the community.*
- ◆ *Thank you so much for the funding this year for us to provide no-cost dental care to children in school and other community-based settings!*
- ◆ *Thanks for supporting us!*
- ◆ *There must be an easier way to access sources provided by the Trust.*
- ◆ *This survey took over an hour to complete. Setting the expectation that it should take 20 minutes is unrealistic.*
- ◆ *We lost our funding because we were not able to hire in a pediatric NP position. We do now have this person and are looking for support for this position. We would also like to hire a mental health provider specifically for children but will need to reapply for funding support if we are able.*
- ◆ *We love the Trust!!!*
- ◆ *Who can tell me more about the Trust and its mission?*

Appendix G

Partner Survey Results

One form of the Partner Survey was developed and administered. A total of 34 valid responses were received.

Your Organization and Community

1. What portion of the community does your organization serve? Check all that apply.

Response	#	%
Adults in families with children	16	46%
Children birth to 5 years of age	19	56%
Children in elementary school	20	59%
Children in middle or high school	19	56%
Pregnant persons or new parents	9	18%
Professionals who provide services for children	9	26%
Other (please specify)	6	18%
Total	34	

Other:

- ◆ *Elementary to age 93.*
- ◆ *The entire family from birth to death (lifelong)*
- ◆ *Adults in need of literacy assistance*
- ◆ *Community members who serve the people: First responders, teachers, public servants, all!*
- ◆ *Adults with low literacy*
- ◆ *only through kindergarten*

2. What are the strengths or assets of the local community you serve? (30 partners responded to this question)

- ◆ *Musical interests*
- ◆ *Diverse economics, education, sexuality, racially, culturally, etc.*
- ◆ *Supporting local businesses; participation in schools and extra curricular clubs; coming together as a community to help where we are needed*
- ◆ *Close communication*
- ◆ *They care about children*
- ◆ *The strengths are low socio-economic families who are determine to succeed; there is a recreation center (Blue Center) in the community; Churches and schools.*
- ◆ *A network of resources that tend to the whole person/family.*
- ◆ *Willingness to come together since the community is segregated.*
- ◆ *They have some amazing abilities to have gotten to where they are without literacy*

skills.

- ◆ *Child Care is always needed.*
- ◆ *Working interagency (public, private) partnerships*
- ◆ *Childcare while parents are at work*
- ◆ *Fresh meals daily*
- ◆ *Safe place*
- ◆ *Learning*
- ◆ *Having fun*
- ◆ *Kind and positive people who are looking for community involvement*
- ◆ *The university attracts the most evidence-based approaches to working with young children.*
- ◆ *The desire to collaborate*
- ◆ *People care about each other and want to help relieve suffering. There is a lot of compassion here.*
- ◆ *The number of resources are a strength*
- ◆ *Generally part of extended families that play an active role in their lives. Attachment to their community.*
- ◆ *Episcopal Children’s Services helps underserved children in Alachua County build a strong foundation for educational success. Working with children from birth to age 5 – the most critical years for cognitive development – ECS’s dedicated teachers and staff use curriculums based on the latest research and best practices to help families ensure their youngsters enter school ready to learn.*
- ◆ *Diversity. Interconnectedness. Strong focus on Education.*
- ◆ *The people are the greatest assets. The communities we serve are resilient.*
- ◆ *We deal with a wide range of parents who enroll their children in our facility. We pride ourselves on caring for each child as an equal, regardless of color, religion, or financial background and have had parent with 6 figure incomes and parents recovering from drug addiction.*
- ◆ *Education facilities available to the community such as the libraries, parks etc.*
- ◆ *Strong community networking and referral services*
- ◆ *Volunteer support. Grass roots organizing. Strong older women that care about the community.*
- ◆ *We provide a safe space for LGBTQIA+ youth can be creative, learn about community connection and gain confidence through music performance.*
- ◆ *Diversity is a major strength of our community.*
- ◆ *We have a private therapy office that sends a speech therapist to us to provide speech therapy on site.*
- ◆ *Gainesville is a strong community that is committed to children. Many educational, cultural, and fun activities are here for families to engage. I also feel that the ties people make her in Gainesville are lifelong, which is not always the case in other cities in Florida.*
- ◆ *Restoring a since of community*
- ◆ *Parents need quality child care.*

3. What additional services do you wish your organization could provide?

- ◆ *Musical education to more.*
- ◆ *Raise grade level reading more directly rather than indirectly.*
- ◆ *Counseling/Therapy (multiple responses)*
- ◆ *Teaching trade skills*
- ◆ *Health care services*
- ◆ *Financially accessible academic intervention services for children and affordable professional development for schools and organizations.*
- ◆ *Educational opportunities (STEAM)*
- ◆ *Exposure based on field trips (multiple responses)*
- ◆ *Workshops on health, hygiene, interviews, etc.*
- ◆ *After school activities to include tutoring and vocational assistance*
- ◆ *Childcare*
- ◆ *Transportation*
- ◆ *Employee benefits such as Insurance - Health, Dental, Vision, Life and Supplemental etc.*
- ◆ *Consistent Funding monthly for the business*
- ◆ *Parent - Supports - Better ELC funding and sign up and retention help from them.*
- ◆ *Replacement youth shelter planned for 12/23*
- ◆ *Evening/Night care (multiple responses)*
- ◆ *Parenting class*
- ◆ *Second language*
- ◆ *We wish we could serve more children as well as an older age group*
- ◆ *I would love for our team of psychologists to provide Parent-Child Interaction Therapy and Teacher-Child interaction training to underserved communities who currently cannot access these effective interventions.*
- ◆ *Assisting families in meeting basic needs and supporting their mental health.*
- ◆ *Transforming Grief programs. There is an 8-week program titled An Evolutionary Process and several 4-week programs titled Supporting Young People, First Responders Speak, and Peer to Peer. We can give a 1-hour introductory talk or a 3-hour workshop, too.*
- ◆ *Funding for needy families*
- ◆ *Social service referrals and case management*
- ◆ *Our Family Services team connects our families to community partners to provide additional resources.*
- ◆ *We are always looking for new community partnerships.*
- ◆ *Direct Connection to SNAP/TANF/WIC/Housing Authority/ and other Social Services.*
- ◆ *Outside training for providers*
- ◆ *Take on all the background screening for providers.*
- ◆ *Access to rolling grants.*
- ◆ *Grant assistance for Non Profits who have less than 3 staff members.*
- ◆ *We are seeing more mental health issues in our children and want to be able to get resources to the families that need it, but overcoming the stigma along with parents needing to take time out of work to deal with these issues is complicating the situation when income is an issue.*

- ◆ *Communicate better of the benefits and services that we provide.*
- ◆ *Expanded afterschool programs*
- ◆ *Extended hours outside of the normal work week.*
- ◆ *Services for people with learning issues.*
- ◆ *Supported, full-inclusion.*
- ◆ *On-site nurse.*
- ◆ *On-site sick child care.*
- ◆ *On-site OT and PT and behavioral services.*
- ◆ *Parent education and support with how family life directly impacts a child's education.*
- ◆ *More diversity in our schools.*
- ◆ *Ways schools can bridge the cultural and racial divides.*
- ◆ *Paid staff is always our goal.*

4. What additional supports or resources would help your organization grow, improve, or thrive? Check all that apply.

Response	#	%
Increased staffing	23	68%
Assistance in finding qualified staff	18	53%
Increased retention of qualified staff	14	41%
Increased family awareness of services	18	53%
Professional development	15	44%
More expertise or capacity in billing/finance	6	18%
More expertise or capacity in grants management	12	35%
More expertise or capacity in HR	5	15%
More expertise or capacity in data collection	8	24%
More expertise or capacity in outreach and communication	9	26%
Facilities upkeep	6	26%
Larger or improved physical space	15	44%
Communicating with our target community	17	50%
Other (please specify)	7	21%
Total	34	

Other:

- ◆ *Facilities available for rehearsals, performances*
- ◆ *Right now I am paying for service for tutoring, professional development, and consulting. I specialize in intervention and special education in the areas of reading, writing, math, and special education. There is a paywall that prevents me from providing services to those who need it most in our community. Only half of children learn to read here but there is no accessible professional development plan for schools and organizations. There are few skilled interventionists. I have a waiting list but only two people in our community who are knowledgeable enough for me to refer to and they have waiting lists too. I provide special education consulting for families but it is hard to make proper*

referrals because our system of services is fractured and there is a lack of evidence-based therapies for children.

- ◆ *Consistent Monthly Funding to support the local Child Care industry*
- ◆ *Increased funding to increase staff pay/benefits*
- ◆ *Spaces, Buildings (multiple responses)*
- ◆ *Mental Health counselors*

Working Collaboratively

5. What has your organization found to be the best strategy in building trust with the families/youth you serve? (31 partners responded to this question)

- ◆ *Partnering with community teachers and leaders*
- ◆ *Treating everyone with respect and dignity.*
- ◆ *Being available to everyone (multiple responses)*
- ◆ *Friendly face-to-face meetings (multiple responses)*
- ◆ *I listen, and I help. I have a deep knowledge and they often feel a sense of relief to have someone who really understands what is happening and can help them understand. This is the same for the schools and organizations I work with. We have a serious literacy problem in Alachua County but few educators really understand reader development or evidence-based instruction for reading, writing, and math. They often feel sooooo grateful to learn these things. They are hungry for it.*
- ◆ *Staff that communicates well with families.*
- ◆ *Church located in middle of community in which it serves.*
- ◆ *Engaging with each family on their level. And gradually building trust/connection to then service the family's individual need. Keep commitments and sharing consistent information.*
- ◆ *Food giveaways*
- ◆ *Being reliable, consistent and respectful.*
- ◆ *Providing a preschool that has a quality education and atmosphere of love, care and learning. Employee retention matters as parents which enjoy bringing their newborns and seeing the same teachers from their older children.*
- ◆ *Providing useful service*
- ◆ *Outreach/Family Communication (multiple responses)*
- ◆ *Family tours*
- ◆ *Providing consistency and clear communication*
- ◆ *Appreciating the strengths in every caregiver and every child.*
- ◆ *Meeting them where they are and setting up a non-threatening environment to help children feel safe.*
- ◆ *Informal relationship building allowing families a safe space to vent and enter without any ask or agenda*
- ◆ *Compassionate care*
- ◆ *Word of mouth (multiple responses)*

- ◆ *Our Family Advocates and Teachers take an individualized approach to serving our children and families. The families set their own goals and we work to support them. We build trust because we empower them take the lead.*
- ◆ *Transparency (multiple responses)*
- ◆ *Consistency (multiple responses)*
- ◆ *Follow up and Follow Through*
- ◆ *Value the voices and input of the community.*
- ◆ *Allow community members to work in the design of community based processes.*
- ◆ *Being there for them. We have attended court with parents, supplied clothes, diapers & wipes, food and other materials to help parents out who are struggling. Whilst some parents are very appreciative of the help, others just 'assume' they are entitled to free things and abuse this situation, but if it helps the children, that is our goal.*
- ◆ *Communication with parents and staff of the direction of the facility.*
- ◆ *Consistency and showing your agency cares and it's not tied to finances.*
- ◆ *Relationships (multiple responses)*
- ◆ *We provide level ground of youth of all economic and social backgrounds to be able to experience our program.*
- ◆ *A majority of our newcomer students to the program have been recommended by parents of previous students who have attended the program*
- ◆ *We take excellent care of the children.*
- ◆ *We hire teachers with AS degrees in Early Childhood--or teachers in school working toward that outcome.*
- ◆ *Community events, like potlucks, parent nights, and festivals. Not having all the covid restrictions has been a huge help.*
- ◆ *Parent-teacher conferences, newsletters*
- ◆ *Having an open line of communication with each parent.*

6. Do you participate in any provider/agency groups that work together in serving families/youth?

Response	#	%
Yes	21	62%
No	13	38%
Total	34	

If yes: What provider/agency groups do you work with in serving youth/families?

Response	#
Early Learning Coalition	5
United Way	4
University of Florida	3
UF CARD	1
UF Impact for Autism	1
UF Student Internship Center	1

Community Action Agency	3
Santa Fe College	3
SFC Student Internship Center	1
Child Advocacy Center	2
Children's Trust of Alachua	2
City of Gainesville	2
Alachua County Health Care Advisory Board	1
Alachua County Juvenile Justice Council	1
Alachua County Libraries	1
Alachua County Safety Net Collaborative	1
Alachua County School District	1
Alachua County Social Services	1
Boys and Girls Club	1
Bread of the Mighty	1
CADE Museum	1
Caring & Sharing Learning School	1
Catholic Charities	1
CCFP	1
Community Foundation of North Central Florida	1
Continuum of Care	1
DCF	1
Early Steps	1
Episcopal Children Services	1
FACCM - Florida Association of Child Care Management	1
Family Promise	1
FDLRS	1
FDOE	1
Florida Museum of Natural History	1
Fundamental Therapy Solutions	1
Gainesville Community Ministries	1
Gigi's Playhouse	1
Girl Scouts	1
Habitat for Humanity	1
Health Department	1
Healthcare Agency	1
HPW Coalition	1
Kids County	1
Levy County Health Department	1
Levy County School District	1
Library Partnership	1
Little People Preparatory Preschool, Inc.	1
NCFAEYC	1

North Central Florida Community Foundation	1
NSLP	1
Partner for Strong Families	1
Project Smile	1
Reichert House	1
Resilience Charter School	1
River Phoenix Center for Peacebuilding	1
Star Center	1
SWAG Family Resource Center and all of its partners	1
The Campaign for Grade Level Reading	1
The Children's Movement	1
United Church of Gainesville's Food4Kds program	1
YMCA	1
Total	74

If no: If such a provider/agency group existed, would your organization be likely to participate in it?

Response	#	%
Yes	11	85%
No	0	0%
Don't Know	2	15%
Total	13	

Your Organization and Community

7. Does your organization currently have a waiting list of families/youth?

Response	#	%
Yes	20	59%
No	13	38%
Don't Know	1	3%
Total	34	

8. Thinking about the population your organization serves, what are the two top services/supports they need that are not being met? These may be services/supports that your organization does not provide. (28 partners responded to this question)

- ◆ *Additional instruments*
- ◆ *Performance space between 500-750 occupancy.*
- ◆ *Food (multiple responses)*
- ◆ *Financial support*
- ◆ *Maintenance support*
- ◆ *Access to quality intervention services in reading, writing, and math and/or special education navigation*

- ◆ *Access to quality professional development*
- ◆ *Mental health counseling/Emotional Health (multiple responses)*
- ◆ *Connectivity*
- ◆ *Educational support (multiple responses)*
- ◆ *Economic development*
- ◆ *Transportation (multiple responses)*
- ◆ *Childcare (multiple responses)*
- ◆ *Parenting support (multiple responses)*
- ◆ *Behavioral classes*
- ◆ *After school care (multiple responses)*
- ◆ *Better funding for medicaid and under-insured families.*
- ◆ *Trauma informed care*
- ◆ *Recruitment/retention of qualified staff*
- ◆ *Support for recovery from grief. Ability to talk in confidence that their personal stories will be heard and acknowledged.*
- ◆ *Access to safety net services albeit through knowledge, eligibility, funding*
- ◆ *Affordable housing*
- ◆ *Increase in Programming for at risk youth*
- ◆ *Staff support and communication with families*
- ◆ *Workforce pre-employment services for youth (multiple responses)*
- ◆ *Learning disabilities*
- ◆ *Support and services for youth after they leave our summer program. We organize a vulnerable space for kids to create and express themselves, and we often find that once the week is over, there is a little bit of whip-lash get re-introduced to the world. I would say emotional and community support during the "off-season" of our program.*
- ◆ *Sick child care*
- ◆ *We do not have enough room to add another classroom. We turn families away because we are full.*
- ◆ *Family support*

9. How could the Trust better facilitate coordination between providers? (rank) (31 partners responded to this question)

Option	# 1st Place Rankings	# 2nd Place Rankings	Overall Score
Meet and Greets	9	5	4.9
Topic Based Events	4	13	4.87
Provider Summits	5	3	4.35
Shared Professional Development	4	2	4.1
Biannual Provider Meetings	3	5	3.9
Monthly Provider "News and Update" Emails	5	0	3.1
Virtual Bulletin Board	1	3	2.77

- ◆ *Train them, particularly those who use evidence based practices (there are many who mean well but aren't). Providers needs professional development to better meet the needs of our community. Only half the kids in our community have access to effective reading instruction, only a quarter of black kids, but we have no cohesive plan for providing support for them or the organizations who serve them. The outcomes for writing are far lower but we don't track those data. I have waitlists for intervention, special education case management, and PD but know only a couple of people I can refer out to.*
- ◆ *No/None (multiple responses)*
- ◆ *Facilitate in finding consistent funding for the local Child Care business as do the public schools.*
- ◆ *Quarterly meetings instead of biannual*
- ◆ *Sponsor conferences*
- ◆ *Encourage cooperation and acknowledgment of how our work interfaces and does not compete among us.*
- ◆ *LISTEN and diligently note what they identify as barriers to serving their clients. THEN help with targeted collaborative problem solving and follow-through.*
- ◆ *Provider Retreats paid for by the Trust. Compensate providers for attending meetings.*
- ◆ *Communication between providers is pretty limited - as we have children in our care during the day so no time for much and by closing time, we are exhausted and just want to go home and rest!*
- ◆ *Make it a prerequisite for funding*
- ◆ *Until taking this survey, I was unaware that our organization was being considered under the Trust! Would please love more information about this.*
- ◆ *Monthly emails and a virtual bulletin board are important ways of communicating information--but they are ineffective at facilitating coordination between providers.*
- ◆ *I would see if Directors would be willing to have a rotating meeting in each ones' facility. We would then each both get to see another school as well as share our school. We used to way back when have director meetings, and we would rotate locations. It was a great way to meet and see what other facilities looked like when children and teachers were not in the building.*
- ◆ *Support for families*

Envisioning a System of Supports

10. The mission of the Children's Trust of Alachua County is to "fund and support a coordinated system of community services that allows all youth and their families to thrive." When you envision a system of supports for our children and youth in Alachua County that works effectively, what do you see? (26 partners responded to this question)

- ◆ *A thriving, healthy, well-informed community.*
- ◆ *Yes it a very nice one*
- ◆ *We have a clear list of evidence-based providers.*

- ◆ *All afterschool programs and organizations who serve children have access to high quality professional development and ongoing coaching to support them in providing instructional services to children. Homework help is not enough to close the gaps we have. We have a cadre of highly trained tutors who can be assigned to sites throughout the county to provide tutoring in afterschool programs and community centers.*
- ◆ *We have high quality mental health services and a clear line of referral for different levels of service.*
- ◆ *Ongoing, cost-effective training opportunities for parents, a map of existing services, and a plan for filling gaps in evidence-based services.*
- ◆ *All adolescents and teens have access to the instructional, mental health, and developmental resources they need to fill any gaps before becoming parents.*
- ◆ *We have a disability/learning resource center to be a hub of activities and services for a wide range of needs.*
- ◆ *The center would provide services, consultation, professional development, and logistical support to families and organizations.*
- ◆ *Communication, Education, Mental health Counseling, Exposure, Availability of Food for families*
- ◆ *A network of providers working together to not make helping "hard" but also built in accountability within services, so families receive what they need but also strive to take advantage of their resources to advance socially and economically.*
- ◆ *A system where organizations are aware of each other and when an organization encounters an individual with a need, they are able to successfully refer that individual to someone that can directly address their need.*
- ◆ *I see Consistent Funding for local Child Care businesses to aid in Quality Employees, Employee Retention, Child Care business retention in our communities*
- ◆ *Good wages and benefits for Child Care Employees*
- ◆ *Resources for children and their families such as stable and consistent financial supports.*
- ◆ *We already have generally effective interagency communication; this can always be improved/enhanced.*
- ◆ *For the lower served community I see more programs – sports, reading, tutoring, family support*
- ◆ *Providers being helped financially to provide quality care.*
- ◆ *An online resource hub such as a classroom or website that houses all the information and is readily accessible.*
- ◆ *In person partnerships that help bring the resources to the families.*
- ◆ *Groups working together collaboratively.*
- ◆ *Reliable community connections that align resources to support shared children/families in need.*
- ◆ *Parents are supported in empowerment and getting their needs met.*
- ◆ *Children are offered opportunities to participate in programs within walking distance of their homes without charge. Soccer, basketball, gardening, art, sewing, language skills like creating a word game or other creative things.*
- ◆ *Collaboration between organization so that the whole family is supported*

- ◆ *Constant surveillance of communication systems within provider networks and to/from communities served. LISTEN to what is identified as barriers to getting support services and COLLABORATIVELY problem solve and follow-through. Don't just throw money at a potential solution and hope it sticks. Stay with it to help the provider networks embrace and use and make changes as needed.*
- ◆ *Obviously funding of the solutions and process is essential.*
- ◆ *Community partnership collaborations*
- ◆ *Communication*
- ◆ *Partnership*
- ◆ *Shared Resources*
- ◆ *I see the community helping develop programming for at risk youth and disadvantaged families.*
- ◆ *I see the trust working with EX CONS and funding a program to help address teen gun violence.*
- ◆ *I see the Trust addressing the Social Determinants of Health to lead to healthier families instead of helping to put out small fires.*
- ◆ *Help for all ages of children, from birth upwards.*
- ◆ *I see the CTAC has become more focused on school age children and forgot about under 5's. If there was some focus on prevention, rather than fixing the problems after they have occurred once they enter the school system, although it might take time to see results, we might have better results and less problematic children in the school system.*
- ◆ *There are other issues at play with children, such as parents with no parenting skills 'raising' children but doing damage without even realizing it.*
- ◆ *Connecting the family, children and school*
- ◆ *A system of unduplicated services within one geographic area and system that supports data driven decisions.*
- ◆ *More collaborative grants*
- ◆ *More voucher based systems so parents can pick.*
- ◆ *A system that helps families feel economically and emotionally stable so they are able to provide healthy options for their kids.*
- ◆ *A sharper focus and support of the creative arts and their benefits to kids from all socioeconomic backgrounds.*
- ◆ *A "one-stop-shop" resource/referral center. Providers, organizations, and families can refer children to this free service that will connect them to all the resources each child needs.*
- ◆ *Full evaluations should be provided as needed.*
- ◆ *There should be a "social worker" of sorts assigned to each child that is referred --who assists in coordinating services as needed.*
- ◆ *Multidisciplinary--transdisciplinary teams can also be facilitated out of this R&R center.*
- ◆ *A hub where all providers, home daycares, Centers, and stand-alone kindergartens can work together and collaborate, And the children's trust would work as the hub or container for these groups to collaborate.*
- ◆ *A comprehensive, collaborative strategy for ensuring children born in Alachua County are cared for*

- ◆ *When there is enough service providers and accessibility for all faucet of activities and support services for all youth in our county to attend that has a desire to.*
- ◆ *Youth receiving the services that they are in need of and seeing results of them working effectively.*

Our Community

11. Thinking about Alachua County, what are three areas that you feel families/youth are well supported?

Response	#	%
Connect Families to Resources (Basic Needs)	9	32%
Enrichment and Out-school-time Programs	8	29%
Literacy & Other Academic Supports	7	25%
Quality education for school-age students	7	25%
Food Security	5	18%
Physical Health	5	18%
Prenatal and Postpartum Care	5	18%
Family Strengthening & Supports	4	14%
Mental Health & Well being	4	14%
Substance Abuse Prevention	4	14%
Quality Child Care	3	11%
Career Exploration & Preparation	2	7%
Dental Care	2	7%
Injury Prevention	2	7%
Support for Special Needs Children (i.e., Developmental Delays and Disabilities)	2	7%
Violence Prevention / Safety	2	7%
Delinquency / Truancy	0	0%
Housing Adequacy/Security	0	0%
Other (please specify)	4	14%
Total	75	

Other:

- ◆ *Families aren't supported. We have a hodge lodge of programs for kids but by and large families from all socioeconomic groups in our community feel supported. They are spinning their wheels trying to find and access services for their children in our fractured system.*
- ◆ *Primary care*
- ◆ *We are losing in almost every category listed, unfortunately.*

12. Which community issues are the families/youth served by your organization most concerned about? Please check all that apply.

Response	#	%
Mental Health & Well being	18	64%
Housing Adequacy/Security	16	57%
Violence / Safety	16	57%
Enrichment and Out-school-time Programs	12	43%
Quality Child Care	12	43%
Quality education for school-age students	12	43%
Special Needs Children (i.e., Developmental Delays and Disabilities)	12	43%
Substance Abuse Prevention	12	43%
Family Strengthening & Supports	10	36%
Literacy & Other Academic Supports	10	36%
Food Security	9	32%
Connect Families to Resources (Basic Needs)	8	29%
Career Exploration & Preparation	7	25%
Delinquency / Truancy	7	25%
Prenatal and Postpartum Care	6	21%
Provider Professional Development & Capacity Building	5	18%
Physical Health	4	14%
Dental Care	3	11%
Injury Prevention	1	4%
Other (please specify)	3	11%
Total	183	

Other:

- ◆ *Early intervention for behavior disorders to prevent school failure and delinquency.*
- ◆ *Bullying and how to interact with one another peacefully.*

13. Which community issues are you most concerned about? These could be issues your organization focuses on in its work or could be issues impacting the community outside of your work but they are impeding your ability to meet families' needs. Please choose the top 3.

Response	%	#
Mental Health & Well being	13	46%
Housing Adequacy/Security	12	43%
Family Strengthening & Supports	6	21%
Quality Child Care	6	21%
Violence / Safety	6	21%
Special Needs Children (i.e., Developmental Delays and Disabilities)	5	18%
Dental Care	4	14%
Provider Professional Development & Capacity Building	4	14%

Career Exploration & Preparation	3	11%
Enrichment and Out-school-time Programs	3	11%
Food Security	3	11%
Literacy & Other Academic Supports	3	11%
Physical Health	3	11%
Quality education opportunities for school-age students	3	11%
Substance Abuse Prevention	3	11%
Connect Families to Resources (Basic Needs)	2	7%
Delinquency / Truancy	2	7%
Injury Prevention	0	0%
Prenatal and Postpartum Care	0	0%
Other (please specify)	3	11%
Total	84	

Other:

- ◆ *Improving caregiver-child relationships and helping young children (especially those on the autism spectrum) have positive first experiences with dental providers.*
- ◆ *We have the ability to help people deal with grief so it doesn't interfere with quality of life.*
- ◆ *LGBTQIA+/Trans prejudice in the FL school system*

14. If you could improve just one thing in Alachua County to help all children/youth thrive, what would it be? (27 partners responded to this question.)

- ◆ *Active recreation for all kids, not just those that can afford it.*
- ◆ *Have transportation, and especially those in the western urban reserve where nothing really exists.*
- ◆ *Parents who model positive communication and support with their children-- by ending domestic violence.*
- ◆ *Improve this mental health and financial status*
- ◆ *High-quality literacy instruction, access to intervention if needed*
- ◆ *High quality professional development for providers*
- ◆ *Quality Education*
- ◆ *Teaching value based principles and helping them see options in their life and providing them with options to life.*
- ◆ *Helping parents with basic routine and support on what it takes to raise children*
- ◆ *Quality and Affordable housing (multiple responses)*
- ◆ *Major addition Consistent funding for Child Care (ages 0-Preschool)*
- ◆ *Funding for adequate amount of staffing*
- ◆ *Quality child care and help with anger issues.*
- ◆ *Bring the information to the people via social media is quick snapshots, could be graphics or information videos explaining the programs available.*
- ◆ *Improved access to Parent-Child Interaction Therapy.*
- ◆ *Collaboration with all organizations that serve the same population.*

- ◆ *More free activities for sports and life skills like gardening, ecology, science, etc.*
- ◆ *Money for medical and dental care if they are uninsured. My great grandson is currently without medical insurance and needs dental care and medicine for ADD.*
- ◆ *Enhancement of genuine and committee collaborative problem solving and implementing long-term solutions and follow-through with time, funding and regarding long-term investment by providers AND community.*
- ◆ *Access to Mental Health providers and resources*
- ◆ *Ensure all basic needs are met. Maslow's Hierarchy.*
- ◆ *I would put funding into the hands of those most impacted by issues facing our community and let them guide us as to how to address them.*
- ◆ *The ability to have parent training classes for parents that does not impact their jobs or income. They can have training whilst both the children and parents are fed and cared for, even a financial incentive for attending the class. Hopefully if "parents" know how to be better parents, some of the issues we see will calm down inside the schools.*
- ◆ *Small CBOs having the capacity to compete with well groomed organizations in Alachua.*
- ◆ *building a system that encourages families to be part of the solution*
- ◆ *More community safe spaces*
- ◆ *We seem to have all the services. What's missing is the coordination and awareness of them. One improvement could be: A "one-stop-shop" resource/referral center. Providers, organizations, and families can refer children to this free service that will connect them to all the resources each child needs. Full evaluations should be provided as needed. There should be a "social worker" of sorts assigned to each child that is referred --who assists in coordinating services as needed. Multidisciplinary--transdisciplinary teams can also be facilitated out of this R&R center.*
- ◆ *Food security*
- ◆ *Provide funding for grassroots programs*

The Children's Trust

The Children's Trust has four goals and uses 15 indicators to measure progress in reaching those goals

Goals	Indicators
All children are born healthy and remain healthy.	A. Percent of low birth weight babies B. Rate of hospitalizations for self-inflicted injuries C. Rate of bacterial STDs D. Rate of child food insecurity
All children can learn what they need to be successful.	E. Percent of children ready for Kindergarten F. Percent of 3 rd grade students proficient in English. G. Percent of 8 th grade students proficient in reading. H. High school graduation rate
All children have nurturing, supportive caregivers and relationships.	I. Rate of children subject to maltreatment J. Rate of youth arrests K. Number of children in out-of-home care
All children live in a safe community.	L. Social Vulnerability Index percentile M. Percent of household with severe housing problems N. Rate of violent crimes O. Rate of non-fatal motor vehicle traffic related hospitalizations among children aged 12-18

15. Please rate and rank of each of the Trust's indicators.

Indicators	Useful (% Yes)	Should be 1 of the top 3 Trust priorities (% Yes)
A. Percent of low birth weight babies	79%	43%
B. Rate of hospitalizations for self-inflicted injuries	78%	10%
C. Rate of bacterial STDs	70%	33%
D. Rate of child food insecurity	95%	71%
E. Percent of children ready for Kindergarten	87%	80%
F. Percent of 3 rd grade students proficient in English.	86%	79%
G. Percent of 8 th grade students proficient in reading.	83%	64%
H. High school graduation rate	96%	50%
I. Rate of children subject to maltreatment	87%	73%
J. Rate of youth arrests	92%	65%
K. Number of children in out-of-home care	68%	45%

L. Social Vulnerability Index percentile	62%	73%
M. Percent of household with severe housing problems	87%	69%
N. Rate of violent crimes	91%	80%
O. Rate of non-fatal motor vehicle traffic related hospitalizations among children aged 12-18	45%	30%
Total	273	125

16. Are there any other indicators that you believe the Trust should use in measuring progress in meeting its goals of improving the lives of children?

Response	#	%
Yes	15	63%
No	9	38%
Total	24	

If yes: What are they?

- ◆ *% of families with free library card (access to information)*
- ◆ *Number of families accessing services they cannot find. There are sooooo many. How do we capture this?*
- ◆ *Mental health counseling*
- ◆ *Foster care rates*
- ◆ *Contacts with delinquency and dependency systems*
- ◆ *ACES - Adverse Childhood Experiences*
- ◆ *Is there repressed grief that shows up as anger?*
- ◆ *Grade level reading*
- ◆ *Affordable quality childcare*
- ◆ *Need health measures, including dental.*
- ◆ *Should use mapping of data points including hot spot mapping as possible to id neighborhoods and smaller geographic areas*
- ◆ *Children Living in Poverty, Sex Trafficking*
- ◆ *Family participation, family stability, drug use in the home, transportation*
- ◆ *Mental health state of our community at various ages, such as preschool, kindergarten, middle school & high school*
- ◆ *Mental health and wellness of middle/high school kids, belonging, self-confidence, support for LGBTQIA+/Trans youth in middle/high school*
- ◆ *Nurturing caregivers: Many indicators are negative (arrests/maltreatment)--a positive indicator might be percentage of/access to/affordability of quality childcare.*
- ◆ *Primary care givers, do they have one?*

17. Organizations often have stated core values, such as: Accountable, Collaborative, Customer-Focused, Efficient, Empathy, Equity, Inclusive, Innovative, Respect, Stewardship, and Transparent. When you think about the Trust and its mission, what three values do you think are most important for the Trust? (22 partners responded to this question).

- ◆ *Accountability, Leadership, Progressive*

- ◆ *Accountable, Stewardship, Transparent*
- ◆ *Accountable, Collaborative, Stewardship*
- ◆ *Child-centered, Education for both children and educators, Social concerns*
- ◆ *Collaboration, Empathy, Transparent*
- ◆ *Collaboration, Accountability and Trustworthy*
- ◆ *Collaborative, Equity, Respect*
- ◆ *Collaborative, Stewardship, Inclusive*
- ◆ *Collaborative, Empathetic, Equitable*
- ◆ *Collaborative, Inclusive, Compassionate.*
- ◆ *Collaborative, Inclusive, Innovative*
- ◆ *Communication, Trust, Inclusive*
- ◆ *Customer-Focused, Respect, Innovative*
- ◆ *Efficient*
- ◆ *Equity, Collaborative, Stewardship*
- ◆ *Equity, Innovative, Collaborative*
- ◆ *Inclusion, Safety, Trust*
- ◆ *Inclusive, Collaborative, Efficient*
- ◆ *Inclusive, Innovative, Transparent*
- ◆ *Strategic, Family-focused, Collaborative*
- ◆ *Transparency, Equity, Empathy*
- ◆ *Transparent, Stewardship, Accountable*

Value	#
Collaborative	12
Inclusive	7
Accountable	5
Equity	5
Stewardship	5
Transparent	5
Innovative	4
Empathy	3
Trust	3
Efficient	2
Respect	2
Child-centered	1
Communication	1
Compassionate	1
Customer-Focused	1
Education	1
Family-focused	1
Leadership	1
Progressive	1
Safety	1

Social Concerns	1
Strategic	1
Grand Total	64

18. One particular area of concern is reducing disparities in child outcomes. What are your thoughts for how the Trust might better tackle this issue? (20 partners responded to this question).

- ◆ *Address family dynamic and mental health*
- ◆ *We need a map of existing services and a strategic plan for filling the gaps, particularly for children with disabilities and learning losses.*
- ◆ *Solicit providers that will focus mainly on the disparities and closing the gap. Providers will have to focus mainly on recruiting personnel who are experts in their area.*
- ◆ *Not familiar enough with the Trust to know.*
- ◆ *To support child care centers etc. and to use centers as a resource for trainings etc.*
- ◆ *Coordinating further interagency communications*
- ◆ *Low academic performance.*
- ◆ *Start with the education system, the university is a great resource for volunteers who may want to help in schools*
- ◆ *Fund underserved populations.*
- ◆ *Support the family unit and determine barriers for early learning*
- ◆ *Reach as many children and parents as possible, build trust and come through consistently as a true friend. Like pair people up in relationships for mutual benefit. Takes time to build trust and connection.*
- ◆ *Use mapping, including hot spot mapping as possible, of outcome data to better visualize geography of challenge areas and progress to achieve improved equity and reduce disparities*
- ◆ *Educating the community*
- ◆ *Disaggregate all data and begin each meeting with an update to maintain razor sharp focus*
- ◆ *Increase grant opportunities and funding*
- ◆ *Get a bigger budget! The disparities in this country and ingrained in the system of the country, changing this at a local level will be almost impossible as the State & country are fighting against this goal.*
- ◆ *Work together with agencies who are providing those services to determine common outcomes that will address the issue.*
- ◆ *Grant support for neighborhood learning opportunities that are required to demonstrate positive learning outcomes as measured by state assessments of learning progress.*
- ◆ *Research/Find out what causes the disparities in child outcomes. From those results--prioritize and formulate measurable goals to tackle the top 3 causes of disparities in child outcomes.*
- ◆ *Creating a network that addresses child development with appropriate education for providers and parents.*

19. In what areas does the Trust struggle the most right now? Why do you think it is struggling in those areas? (15 partners responded to this question).

- ◆ *Thinking strategically. It seems like we are funding programs at random. The Trust has opportunity to be a backbone organization to guide collective impact work but we are wrapped up in funding programs but lack a real plan for that work. We have five areas of need, we need an in-house expert in each of areas to guide that work and to support other organizations in maximizing their effectiveness (and revenue streams) in those areas. The two needs assessments that have been completed to date have been contracted out. A report will be delivered to the trust and maybe a couple of activities but the real knowledge and experience gained from listening will live outside the Trust. We need a community research position tasked with ongoing listening and knowledge building.*
- ◆ *The Trust does not seem to understand that the very providers they need are those located in the areas of need. They most likely don't have the funds to initially pay for salaries, materials, etc.*
- ◆ *Hands on outreach, getting deeper in the community*
- ◆ *Community recognition*
- ◆ *Information dissemination, getting information to people who are intentionally looking for it is incredibly difficult.*
- ◆ *I really don't know. If you have a surplus of funds, just finding ways that really make a difference. Evidence-based projects in conjunction with UF might be good.*
- ◆ *Transparency in areas of funding and accountability of path to achieving greater equity and reduced disparities*
- ◆ *Bringing the community together*
- ◆ *Trust. History.*
- ◆ *Promoting itself to the masses and having an impact on the most amount of people. It has to decide does it help most people a little, or a subset of people a lot because I doubt it can do both.*
- ◆ *Holding grant recipients and contractors accountable for demonstrating that their funded activities are having a meaningful impact on the education and success of children.*
- ◆ *I have no idea about the Trust's struggles. If the Trust is struggling in any area, one guess that I have is that it was created to be a group of knowledgeable experts --but no one in the group (from what I can tell) is currently working in the trenches doing the day-to-day work with children and their families. I think a diverse team, that includes people on the front lines would be an important/essential improvement. At the very least, regular collaboration and communication with front-line workers should be a major focus. This survey is one way to let the Trust know what is really going on day-to-day. It's a good step forward.*
- ◆ *I think the concerns are so large and so vast that it isn't possible for the trust to be responsible for all the areas that need to be addressed.*
- ◆ *Funding to smaller grassroots program*

21. Thinking about the Trust today, what would say are its biggest strengths? (23 partners responded to this question).

- ◆ *Funding (multiple responses)*
- ◆ *We have brilliant, dedicated people in the Trust and on the board guiding this work who truly and deeply care about the well-being of children. We are so very blessed as a community for the work that was done to create the Trust and all the ways the Trust is working to make our community better.*
- ◆ *It's reputation. I have heard nothing but good things. So I am assuming that has a lot to do with leadership, accountability, personnel, and execution.*
- ◆ *Collaboration (multiple responses)*
- ◆ *Its past and current leadership*
- ◆ *Their goals to help preschools become successful.*
- ◆ *The mission and intent behind the trust*
- ◆ *Communication with community.*
- ◆ *Willingness to make a difference.*
- ◆ *Freedom to help people, money to inject into the community. Good hearted people and Alachua County is a good place to live. We have a lot of helping to do!*
- ◆ *Diversity in funded programs*
- ◆ *Good energy and leadership. Need to hear from the community to see their knowledge about and opinion of the service the Trust is providing to better meet the needs of our children, especially gap areas.*
- ◆ *New leadership (multiple responses)*
- ◆ *Impact on the community, Diverse programs*
- ◆ *It exists and as a new organization, there are opportunities to tune it correctly in the right direction without the historical issues that a more established organization may have.*
- ◆ *The quality and leadership of the Trust board.*
- ◆ *It is run by experts.*
- ◆ *There's a lot of money behind it. Our community voted for it ---giving it an extra measure of validity.*
- ◆ *True concern for the children*

Your Organization Information

22. Is there a specific geographic location in Alachua County your organization focuses on? Please check all the areas your organization predominantly serves.

Response	#	%
Alachua	11	44%
Archer	2	8%
Brooker	0	0%
Earleton	0	0%
Evinston	1	4%

Gainesville	13	52%
Hawthorne	6	24%
High Springs	5	20%
Island Grove	1	4%
La Crosse	1	4%
Lochloosa	1	4%
Micanopy	3	12%
Melrose	0	0%
Newberry	5	20%
Waldo	2	8%
All of Alachua County	10	40%
Other (please specify)	3	12%

Other:

- ◆ *Mainly east Gainesville*
- ◆ *With Zoom we can reach out everywhere.*
- ◆ *Disadvantaged communities in East Gainesville*

23. Is there anything else you'd like to share regarding the Children's Trust? (17 partners responded to this question).

- ◆ *I'd asked to be on the email list for regular communication with the Trust, but I don't think I'm on it; other colleagues receive the information.*
- ◆ *I believe in the Trust and the work we are doing.*
- ◆ *We need to do it smarter and we need to really look at the gaps we have for children with disabilities and high needs and think strategically about how to close them.*
- ◆ *The trust needs to build its in-house knowledge in each of the five areas and in understand Inc the needs of our community.*
- ◆ *I would like to meet with the director to further explain myself.*
- ◆ *Thank you*
- ◆ *I really don't know too much about the activities of the Trust, but I certainly should!*
- ◆ *I have found the Trust's leadership to be accessible and available.*
- ◆ *What you do is amazing!*
- ◆ *I LOVED this event to introduce me to the amazing work being done at the Trust!*
- ◆ *Please move into action in response to these citizen surveys so we feel you are really here to serve our children. I trust you will!*
- ◆ *Need better meeting space and improved technology. Cannot hear much of the meeting on Zoom. Pass a mic!*
- ◆ *Thanks for the opportunity to provide feedback!*
- ◆ *Great choice on the new executive director!*
- ◆ *How can we work together to create a position for grant assistance through the Trust.*
- ◆ *Don't forget about the kids that have not entered Kindergarten. The CTAC SHOULD NOT BE an extension of the school board!!!!*
- ◆ *I voted for it to be created. I believe in it!*

- ◆ *I am a recent graduate of the BLI with Robyn Perlman. Your generous support made this possible for me to attend. It was a GREAT training and networking*
- ◆ *Please review the funding opportunities for rural areas*

Appendix H

Trust Partner/Provider Focus Group

Name of Agency or Community Organization	Type
Gainesville Area Community Tennis Association, Inc. DBA Aces in Motion	Provider
Moms Demand Action	Partner
Premier Moms	Partner
River Phoenix Center for Peacebuilding	Provider
Gainesville Girls Rock Camp	Partner
Catholic Charities Bureau	Provider
Rural Women’s Health Project	Key Informant & Partner
Passage Ministries	Partner
Children’s Home Society of Florida	Provider

Background

The Children’s Trust funds and supports a coordinated system of community services that allows all youth and their families to thrive. The Trust’s vision is to facilitate equitable access and opportunities for all children and families in Alachua County to ensure every child reaches their maximum potential. To help the Trust do that, it has embarked on this Listening Project. The Trust hired our firm, Prismatic Services, to assist, which is why we are now speaking. We would like to hear your thoughts, opinions, and ideas. We have several questions to get us started but we can go in any direction you’d like.

Our Community

1. The mission of the Children’s Trust of Alachua County is to “fund and support a coordinated system of community services that allows all youth and their families to thrive.” When you envision a system of supports for our children and youth in Alachua County that works effectively, what do you see?
 - ◆ *One way forward, one universe diagram with youth in the middle. A lot of time adults forget that youth should in the middle.*
 - ◆ *There should be collaboration across agencies, but also we cover the existing gaps.*
 - ◆ *That all aspects of youth development are recognized as important. We are not yet doing this well in terms of the spread of funding.*
 - ◆ *Fostering more collaboration between partners. Understanding what partners have going on.*

2. If you could improve just one thing in Alachua County to help all children/youth thrive, what would it be? Let's assume we have a magic wand, so anything is possible.
- ◆ *Parents need training in order to be the best role model. Parents need to see who they could be.*
 - ◆ *Dismantle systemic and structural racism. Health, education, and economic disparities exist and at their root it's racism.*
 - ◆ *Segregation in the county and city has been toxic. The education system is not equal and has never been equal. It's been detrimental.*
 - ◆ *Accessibility is a big factor. We need to provide a source of care and info that doesn't rely on your location or level of income. Need to remove "high educational language" in stuff we do.*
 - ◆ *Safety is also a racial issue.*
 - ◆ *Put more funding into educational sectors to help kids who are not performing as well as they should. Look at educational disparities – kids being pulled from classroom due to mental health.*
 - ◆ *Address bullying. Not sure if it's a Trust problem, maybe it's something the teachers should be doing – maybe we need to educate the teachers as to what bullying is.*
 - ◆ *We need to "break the cycle of a lot of things". We need to be holistic – in homes and schools. Need to address issues from every angle.*
3. What community issues should the Trust be most concerned about for the next three to five years?
- ◆ *Equity*
 - ◆ *Access to language for everyone. 12% of area are immigrants. Lack of access to language creates problems for families.*
 - ◆ *Crime. We will have more of this if issues are not addressed.*
 - ◆ *Support the whole child, specifically mental health. A lot of organizations are siloed – cannot hire a Social Worker, but that's what the kid needs. The Trust should focus on finding the solutions that the students need. If the school can't hire a Social Worker, the Trust should do that.*
 - ◆ *Black kids here started out 2-3 grade levels behind the White kids.*
 - ◆ *There are several organizations funded by the Trust doing different things in the same community – the Trust should be building the bridge for one agency to make the request for the student so that all needs can be met. Provide the linkage.*
 - ◆ *1. Members of the community don't trust the Trust. The Trust needs to address this through transparency. 2. There should be fairness in the funding process. Many don't consider the funding process to be fair and efficient. Continue building a system of care. 4. Flexibility in funding. Trust funding right now is rigid and not responsive.*
 - ◆ *Counterpoint is that the Trust funds agencies that are trusted. However, the Trust "nickels and dimes" certain programs.*

4. The issues you identified as focus areas for the next three to five years, are they the same areas that the Trust has been focused on in the past? Are they different? (not explicitly covered due to time constraints)

The Trust

5. Thinking about the Trust today, what would say are its biggest strengths?
 - ◆ *It has a lot of money.*
 - ◆ *Board is somewhat diverse. They know the community from different aspects. Everyone can bring their ideas to the table.*
 - ◆ *It is positioned to have a lot of influence. There is a ton of potential. It has not reached that potential yet.*
 - ◆ *Trust is now showing genuine concern for the community and wanting to hear directly from the community (participant attended one of the parent groups and saw it from that perspective).*
 - ◆ *Trust staff has a genuine interest in doing their best in serving the community with integrity. This exercise is a demonstration of that.*
 - ◆ *The quality of service given to service providers is “amazing”.*

6. Thinking about the Trust today, what would say are its biggest strengths?
 - ◆ *Internal processes and systems that are in place. Invoicing and submission of grants – it’s all email-based. There needs to be a portal. Why not use google drive? The current way is “laborious”.*
 - ◆ *Invoicing process is “tedious” and “time-consuming”. Providers are having to initial individual invoice pages.*
 - ◆ *For smaller organizations, maybe a grant model would be better – just hand them a chunk of money. The reimbursement method is a big problem for smaller organizations.*
 - ◆ *How do you get all the siloed community partners together?*
 - ◆ *You can’t ask for money except when there is an RFP. Not taking unsolicited requests.*
 - ◆ *Trust lacks experts in youth development. Palm Beach has a relationship with the Weikert Center for example. We should have those kinds of people in the Trust or have a similar relationship.*
 - ◆ *Some frustration that Trust isn’t requiring Restorative Practice and restorative justice training of all providers. These are things that everyone who works with children should know about.*

7. One particular area of concern is reducing disparities in child outcomes. What are your thoughts for how the Trust might better tackle this issue? (not explicitly covered due to time constraints)

Trust Goals and Indicators

The Children’s Trust has four goals and uses 15 indicators to measure progress in reaching those goals.

Goals	Indicators
All children are born healthy and remain healthy.	<ul style="list-style-type: none"> ◆ <i>Percent of low birth weight babies</i> ◆ <i>Rate of hospitalizations for self-inflicted injuries</i> ◆ <i>Rate of bacterial STDs</i> ◆ <i>Rate of child food insecurity</i>
All children can learn what they need to be successful.	<ul style="list-style-type: none"> ◆ <i>Percent of children ready for Kindergarten</i> ◆ <i>Percent of 3rd grade students proficient in English.</i> ◆ <i>Percent of 8th grade students proficient in reading.</i> ◆ <i>High school graduation rate</i>
All children have nurturing, supportive caregivers and relationships.	<ul style="list-style-type: none"> ◆ <i>Rate of children subject to maltreatment</i> ◆ <i>Rate of youth arrests</i> ◆ <i>Number of children in out-of-home care</i>
All children live in a safe community.	<ul style="list-style-type: none"> ◆ <i>Social Vulnerability Index percentile</i> ◆ <i>Percent of household with severe housing problems</i> ◆ <i>Rate of violent crimes</i> ◆ <i>Rate of non-fatal motor vehicle traffic related hospitalizations among children aged 12-18</i>

8. Let’s go through each one. Is it useful? Is it in the top 3 or bottom 3 as a priority in your opinion?

Top – Should be 1 of the top 3 Trust priorities

Bot – Should be 1 of the bottom 3 Trust priorities

Indicators	Useful Indicator?	Top	Bot	Comments
Percent of low birth weight babies	YES – 13 NO – 1 NOT SURE – 1	6	1	<ul style="list-style-type: none"> ● <i>Should be 1st in Goal 1</i> ● <i>From stress mom trying to survive life.</i> ● <i>Need more around birth outcomes</i>
Rate of hospitalizations for self-inflicted injuries	YES – 12 NO – 0 NOT SURE – 2	2	4	<ul style="list-style-type: none"> ● <i>Should be 2nd in Goal 1</i> ● <i>Not all self-inflicted are hospitalized</i> ● <i>Is that a good enough indicator?</i> ● <i>Mental Health/Safety Not sure where Alachua Co lies – if it’s an issue, it should be a top 3</i> ● <i>Need more specificity. This could be tied to mental health, which could make this more of a priority.</i>

Indicators	Useful Indicator?	Top	Bot	Comments
Rate of bacterial STDs	YES – 9 NO – 2 NOT SURE – 3	0	10	<ul style="list-style-type: none"> • Should be 4th in Goal 1 • Decreased significantly in the last 20 years so not a top priority. • Choose drug use over STD • Need education from school and parents. Easy to pull – would be good to know if it's correlated with other indicators. • How is the Trust resourcing and supporting parents in helping them support younger kids?
Rate of child food insecurity	YES – 15 NO – 0 NOT SURE – 0	10	0	<ul style="list-style-type: none"> • Have food backpack program. • Free breakfast/lunch in summer through school nutrition. • Should be 3rd in Goal 1 • Hard to measure accurately. Huge focus of resource centers. • Lot of food around, not sure how to access • Need to know where to find food for families.
Percent of children ready for Kindergarten	YES – 15 NO – 0 NOT SURE – 0	9	0	<ul style="list-style-type: none"> • Have lots of free programs – head start, PK. Trust can start in daycare settings – see what's going on with kids. Help provide services through the churches • Should be 2nd in Goal 2 • Define “ready for Kindergarten” • Focus on K Readiness • Would help f, g, h j be less of a problem
Percent of 3 rd grade students proficient in English.	YES – 14 NO – 0 NOT SURE – 1	6	2	<ul style="list-style-type: none"> • Younger kids want to learn, hungry for knowledge • Should be 3rd in Goal 2 • English Language Arts • Would like to see measures of reading ability earlier in my school career (prior to 3rd grade).
Percent of 8 th grade students proficient in reading.	YES – 15 NO – 0 NOT SURE – 0	8	1	<ul style="list-style-type: none"> • Should be 4th in Goal 2 • Add writing or change to literacy. • Add math • Significant but not top 3

Indicators	Useful Indicator?	Top	Bot	Comments
				<ul style="list-style-type: none"> • There is a difference between reading and comprehension. Do the books that the kids are reading really relate to their lives? • We can't control what happens in the schools at the Trust. Since we can't control it, why are we judging ourselves on that?
High school graduation rate	YES – 13 NO – 2 NOT SURE – 0	7	0	<ul style="list-style-type: none"> • Should be 1st in Goal 2 • Questionable indicators – coaching children out so they don't tank our grades. Grad rates look higher than they actually are. Lots of students are homeschooled • Challenging to prioritize with such a large age range. Start on earlier ages to get best results • Dig in to find out what's the last grade completed.
Rate of children subject to maltreatment	YES – 15 NO – 0 NOT SURE – 0	10	1	<ul style="list-style-type: none"> • "This measures the detriment of the goal" • Should be 1st in Goal 3 • DCF Investigations for abuse or neglect. • DCF has to say whether the child is safe or not. "Safe" means that DCF doesn't think someone is going to kill this child today. • Comes from poverty and stress
Rate of youth arrests	YES – 14 NO – 0 NOT SURE – 0	7	3	<ul style="list-style-type: none"> • Not a huge problem in the community • Should be 2nd in Goal 3 • This is where prevention comes in – be involved much earlier – this is where disproportionality comes in. • Parents working multiple jobs, leaving kids unattended • Juvenile arrests have dropped by 90% in schools, but we recognize that we are not addressing behaviors well; we are just ignoring bad behavior in the schools.
Number of children in out-of-home care	YES – 14 NO – 0 NOT SURE – 1	7	1	<ul style="list-style-type: none"> • More with relatives rather than foster • Should be 3rd in Goal 3 • Not a good measure. These are the most egregious cases, so they are going to be in out-of-home care regardless. Nothing that the Trust could do. Deviates

Indicators	Useful Indicator?	Top	Bot	Comments
				<ul style="list-style-type: none"> • At a 20 year high#1 reason for removal is substance use – big problem. Look at numbers and why. • More with relatives rather than foster • Should be 3rd in Goal 3 • Not a good measure. These are the most egregious cases, so they are going to be in out-of-home care regardless. Nothing that the Trust could do. Deviates • At a 20 year high#1 reason for removal is substance use – big problem. Look at numbers and why.
Social Vulnerability Index percentile	YES – 11 NO – 0 NOT SURE – 2	6	4	<ul style="list-style-type: none"> • Should be 2nd in Goal 4 • May overlap with other areas. • Not sure what this is (x2)
Percent of household with severe housing problems	YES – 13 NO – 1 NOT SURE – 0	6	4	<ul style="list-style-type: none"> • Should be 1st in Goal 4 • Does anything matter more than having a home (Maslow)? • Closed the Anchor Center that was for homeless youth. • Huge problem but not a trouble issue – much larger than the Trust. Federal dollars should be used
Rate of violent crimes	YES – 14 NO – 0 NOT SURE – 0	6	2	<ul style="list-style-type: none"> • Not much of an issue but cultural influences are changing that (music, video games, drugs). Children are changing and heading that direction. • Should be 3rd in Goal 4 • Addressed as if it were for youth – need clarification • Tells the health of a community.
Rate of non-fatal motor vehicle traffic related hospitalizations among children aged 12-18	YES – 12 NO – 1 NOT SURE – 1	0	6	<ul style="list-style-type: none"> • Should be 4th in Goal 4 • What is that really telling us? • Interesting but data may not tell much about the issues the Trust is designed to address.

Comments:

- ◆ *Statistics are often situational.*

- ◆ *A lot are deficit-oriented. Are children thriving if they aren't in these deficit categories?*
 - ◆ *HS graduation is deceptive – they graduate but are not reading well – no indicator of future success.*
 - ◆ *Need something that measures whether kids have positive relationships. Is the Trust measuring the quality of programming? We need more youth development professionals.*
 - ◆ *Comment: juvenile arrests have dropped by 90% in schools, but we recognize that we are not addressing behaviors well; we are just ignoring bad behavior in the schools.*
 - ◆ *Would like to see measures of reading ability earlier in my school career (prior to 3rd grade).*
 - ◆ *How is the Trust resourcing and supporting parents in helping them support younger kids?*
 - ◆ *There is a difference between reading and comprehension. Do the books that the kids are reading really relate to their lives?*
 - ◆ *We can't control what happens in the schools at the Trust. Since we can't control it, why are we judging ourselves on that?*
9. Are there any other indicators that you believe the Trust should use in measuring progress in meeting its goals of improving the lives of children? What are they?
- ◆ *How are we growing protective factors? It's kinda woven in, but we could be more explicit. Other mentoring, community programs, other art and PE, can be important for protective factors.*
 - ◆ *Access to quality healthcare*
 - ◆ *Home visiting program by nurses to families with newborns seems to have been successful. Most moms say yes to getting a home visit and this is commendable. Credibility of having a nurse do it is important.*
 - ◆ *Mental health*
 - ◆ *Physical health*
 - ◆ *Indicator O - should be in Goal 1 - Children are born healthy and remain healthy.*
 - ◆ *Possibly days in the community (not hospitalized)*
 - ◆ *Infant mortality*
 - ◆ *Teen pregnancy rates (x3)*
 - ◆ *Fetal death rates (getting ready to start a fetal infant mortality review)*
 - ◆ *Preeclampsia (health of mom during pregnancy)*
 - ◆ *Breastfeeding*
 - ◆ *Entry to prenatal care (x2)*
 - ◆ *Individual access to affordable healthcare in lower economic areas; What is being done when mother is present to ensure healthy birth; How often students receive regular check-ups, dental care*
 - ◆ *Need more around birth outcomes*
 - ◆ *Change to Rate of CHILD food insecurity to Rate of PARENTAL food security.*

- ◆ *Are they getting prenatal care?*
- ◆ *Are they following through on post-natal care?*
- ◆ *Use of doulas? Following the advice of doulas?*
- ◆ *Focus on the early years*
- ◆ *Morbidity rate for maternal women*
- ◆ *# of babies that die before their first birthday and cause of death*
- ◆ *Physical activity data (ensuring opportunities)*
- ◆ *Learn – Autonomy/independence/Growth mindset measures*
- ◆ *Assess student on IEP (OSC class)*
- ◆ *Add Indicator – social emotional competence*
- ◆ *Afterschool is funded through other funds. There are many with diagnosed learning/behavior problems. How many of these children have a good plan? Is advocacy in place for these children? If these things are not in place, they will not become level literate.*
- ◆ *Track percent of students who are college/career ready instead.*
- ◆ *Access to childcare*
- ◆ *Look at VPK enrollment – free 4 childcare program. We have parents who do not send students because they do not know how to sign up.*
- ◆ *Youth employment rate – most college students get the available jobs, so youth are left out – do not get opportunity to learn*
- ◆ *Track percent of students who are college/career ready*
- ◆ *Dig in to find out what's the last grade completed.*
- ◆ *Lots of students are homeschooled. Data for homeschooled? How many are not in public schools? Lo # of children exposed to DV or parents with substance abuse problems*
- ◆ *Rate of single-parent homes*
- ◆ *Caregiver – Capacity of parents, housing, social environmental, access to supports/resources*
- ◆ *Rate of children without before/afterschool care/supervision*
- ◆ *Discipline Referrals, Incidents, Suspensions – referral rates – by cohort, year by year*
- ◆ *DJJ referrals*
- ◆ *Add indicator to measure successful parenting to some degree – are there positive indicators (not just neglect/abuse reports)? Don't blame parents using the data. Need to measure the positive.*
- ◆ *Add arrest of caregivers; # of students who are homeless and where the homeless zones are; Truancy of students; Transition of students*
- ◆ *Add arrest of caregivers*
- ◆ *At a 20 year high#1 reason for removal is substance use – big problem. Look at numbers and why.*
- ◆ *# of students who are homeless and where the homeless zones are*
- ◆ *Truancy of students*
- ◆ *Transition of students*

- ◆ *Income of families.*
- ◆ *Education of parents/employment.ok at concentrated areas.*
- ◆ *Safe community – Assess built environment – walkable? Surroundings? Inviting? Well-lit? Distance to resources (SW neighborhoods – how far from food store, resources, services, etc.)*
- ◆ *Rate of gun violence in the neighborhoods (x2)*
- ◆ *Rate of sex offenders in neighborhoods (x2)*
- ◆ *Add injuries in general - gun violence*
- ◆ *Bullying data*
- ◆ *Maybe add an indicator about the gang problem.*
- ◆ *Unintentional injuries*
- ◆ *Motor vehicle death of all ages*
- ◆ *Percentage of law enforcement zones – proximity to police/sheriff’s office; Likelihood of response times. Access to law enforcement establishments; Property value in specific areas. Attracts a different level of clientele; Frequency/number of fast-food restaurants per square mile in any given zone. Generally, there are less healthy options available in lower income areas. Fast food does not contribute to healthy food options make it harder to make a healthy choice.*
- ◆ *Need to look at car seats/boosters (x2)*
- ◆ *Include all ages involves substance abuse*
- ◆ *Data on Community drownings – ages 0-5 – need to follow this measure because of bodies of water/springs*
- ◆ *How do we know if we’re improving?*
- ◆ *Equal measurement tool*
- ◆ *Frame Indicators positively – number of kids no longer in food insecure situations.*
- ◆ *Suggests a look back at kids already served to see if we have made an impact.*
- ◆ *Look at pre-COVID/post-COVID indicators.*
- ◆ *Measure attitudes, grades, success.*
- ◆ *Reporting progress after summer program*
- ◆ *DCF Investigations for abuse or neglect*
- ◆ *ACEs screening for all kids.*
- ◆ *Screening for mental health for children*
- ◆ *Add suicide indicator*
- ◆ *Mental Health is left out other than self-harm (B) – not all kid who self-harms is hospitalized.*

Guiding Principles/Organizational Values

The Children’s Trust has 10 guiding principles.

10. Let’s go through each one. Is it important for us to adhere to this principle in order to achieve our mission? Are we adhering to it currently, in your opinion? Is it in the top 3 or bottom 3 in terms of importance for the Trust?

Top – Should be 1 of the top 3 Trust priorities

Bot – Should be 1 of the bottom 3 Trust priorities

Guiding Principle	Actively Adhering?	Top	Bot	Comments
Initiatives should ensure accessibility to universal supports for all children 0 to 18 and their families, targeted supports for those who need additional help, and place based supports for those with the greatest need.	YES – 6 NO – 5 NOT SURE – 4	10	0	<ul style="list-style-type: none"> • Needs to be more attention to 0-5. School age is good. • How do you target supports when there are no measurements in place? • Should push toward universal “design” so it’s universally accessible for all ages, learning abilities, with a disability, languages, visual acuity, etc. • Unsure if they are truly offering the supports needed for all. • Should be #2 priority • Not sure – if they are targeting supports for those needing additional help • Yes on Place-based but need more • Not yet successful. They try – they want to, that’s their goal. • Current funding seems to cover ages 0-1 then ages 5-18 – very selective, not supporting ages 1-5 • BUT just tapping into it. There to just be there. More than can be done. • Should be prenatal to 18 and not 0 to 18 (unless they consider 0 as prenatal) • Great principles. • How are we leveraging these and how is this not coming up with way to impact schools? • Focus has not been on full age range

Guiding Principle	Actively Adhering?	Top	Bot	Comments
<p>Innovative initiatives should be funded that coordinate comprehensive systems of support and delivers those supports in collaborative ways that allows the Trust to achieve collective impact.</p>	<p>YES – 7 NO – 4 NOT SURE – 5</p>	<p>9</p>	<p>1</p>	<ul style="list-style-type: none"> • <i>Sometimes funding is limited and they can't fund every program.</i> • <i>Would like to see more opportunities to apply for funding for 0-5. In the beginning, they decided to fund Healthy Starts, Child Daycare Center SWAG, Mental Health (didn't really hear more about this one). Then the rest were not able to access funding.</i> • <i>The RFP process is difficult.</i> • <i>Needs more transparency with funding/RFP process.</i> • <i>Need clarification in wording. Wording is unclear. Navigating systems of access if very difficult.</i> • <i>May be able to incentivize this</i> • <i>Funding projects but siloed work.</i> • <i>Still in the beginning stages.</i> • <i>Happening more for early childhood than other points on the continuum.</i> • <i>Does not feel coordinated – have individual groups trying to figure out how to get funding – sometimes providers work this through outside of the Trust.</i> • <i>How are we collaborating with the systems of care? Schools need the supports – counselors, mental health supports</i> • <i>Everyone was excited about it but they are not seeing this happen yet. It's in the plan but when and how?</i> • <i>Think outside of the box if not working but if it's working somewhere else, don't reinvent the wheel – use what you know to be working in other places.</i>
<p>Initiatives shall be evaluated based on their ability to ultimately impact all children,</p>	<p>YES – 5 NO – 5 NOT SURE – 4</p>	<p>6</p>	<p>1</p>	<ul style="list-style-type: none"> • <i>Some parents can afford more opportunities (tutoring, nanny, lessons, etc.). Lower income families need more focus – Trust is doing this.</i>

Guiding Principle	Actively Adhering?	Top	Bot	Comments
<p>directly or indirectly, with a priority for long-term continual return on investment.</p>				<ul style="list-style-type: none"> • <i>Some services are not income based and should be funded to support all income groups (child abuse happens in all income brackets).</i> • <i>Are we trying impact all children or level the playing field, which will ultimately impact all children.</i> • <i>Needs to be re-written. Need to measure the impact – evaluation. How are these being measured both quantitative and qualitative?</i> • <i>Need to ensure quality ROI...longitudinal. Is this truly feasible? Seems very complicated to assess. A more simplistic assessment may be needed.</i> • <i>Need to have a process evaluation – process, outcomes, procedures, steps, strategies – this should all be part of the evaluation.</i> • <i>Evaluation is critical – need to know if it’s working and communicating the outcomes to the community is important.</i> • <i>Very difficult to measure. This is one of the weakest areas. Collecting data to collect data rather than using data to give feedback on outcomes. Need to better tailor data to outcomes they measure</i> • <i>Have not figured out the evaluation side of things</i> • <i>No way to track who is in the newborn program and if they take part in other programs. We are really not tracking children through process. No data system (no identified data to track outcomes currently)</i> • <i>Children AND YOUTH. Got push back that parenting program is not working with children directly. Seem</i>

Guiding Principle	Actively Adhering?	Top	Bot	Comments
Initiatives must be measurable with priority given to a comprehensive system of supports that provide for prevention, timely intervention, and services that strengthen families and produce achievable results.	YES – 4 NO – 8 NOT SURE – 2	7	1	<p><i>to be more focused on directly with children.</i></p> <ul style="list-style-type: none"> • <i>Keep working on this</i> • <i>Should be #1</i> • <i>Needs to be re-written. Need to measure the impact – evaluation. How are these being measured both quantitative and qualitative?</i> • <i>Need to ensure quality ROI...longitudinal. Is this truly feasible? Seems very complicated to assess. A more simplistic assessment may be needed.</i> • <i>Need to have a process evaluation – process, outcomes, procedures, steps, strategies – this should all be part of the evaluation.</i> • <i>Should be priority and must be measurable</i> • <i>Trying but not achieved yet</i> • <i>They want to adhere to – right now the focus is on children directly rather than families.</i>
Initiatives must be aligned to a documented gap or need.	YES – 7 NO – 4 NOT SURE – 2	6	1	<ul style="list-style-type: none"> • <i>This is important. Provide funding based on community needs analysis.</i> • <i>Should be #1 – goes with #4</i> • <i>Currently focusing on inequalities</i> • <i>Definitely needs to be aligned to documented need.</i> • <i>Doing well at identifying the areas.</i> • <i>Doesn't like the work "must" – some issues with children sometimes are hard to document. Sometimes you have to reach outside even if it's not documented per say. (Ex: bullying)</i> • <i>We don't fully understand the assets available – can be improved</i> • <i>Doing a nice job with this</i>
Funds will be invested and initiatives will be prioritized based on the	YES – 4 NO – 4 NOT SURE – 3	1	4	<ul style="list-style-type: none"> • <i>Open to 0-5 population.</i> • <i>There are some children that will never see a college door.</i>

Guiding Principle	Actively Adhering?	Top	Bot	Comments
highest educational, social, or emotional outcome value.				<ul style="list-style-type: none"> • <i>Early learning center has been an example of prioritizing addressing the gaps.</i> • <i>Social emotional must also be included.</i> • <i>Sometimes you can't measure the ROI. They had to send out money but couldn't initially do this.</i> • <i>We don't fully understand the assets available – can be improved</i> • <i>Principle needs clarification. Hasn't funded anything not needed. More that can be done.</i> • <i>How are they making decisions/prioritizations?</i>
Initiatives will be evaluated in an open, transparent, and competitive manner in order to ensure equitable results and confidence in the process.	YES – 7 NO – 3 NOT SURE – 3	5	1	<ul style="list-style-type: none"> • <i>Trust needs to work on this.</i> • <i>Funding isn't spread out enough of where it's needed. Giving more where it's not needed and less to where it's really needed.</i> • <i>Should be #3</i> • <i>Transparency is key. The funding source has kept help keep everything open and holding everyone accountable.</i> • <i>Should not use "competitive" – we should be working together rather than competing. We should be working together.</i> • <i>They have done a good job with this. Partners are not used to being held accountable but the Trust is good at doing this.</i> • <i>We don't fully understand the assets available – can be improved</i> • <i>Doing a nice job with this</i>
The Trust values fiscal and operational accountability and will fund partners in a manner that	YES – 5 NO – 3 NOT SURE – 3	5	0	<ul style="list-style-type: none"> • <i>Not sure how they ensure fiscal and operational accountability.</i> • <i>No shadiness.</i> • <i>Ties into #7. Fiscally responsible, good stewards of public money.</i>

Guiding Principle	Actively Adhering?	Top	Bot	Comments
<p>rewards efficiencies, takes advantage of economies of scale, and maximizes services to children or family members/support members in order to meet the educational, social, emotional, and/or physical health.</p>				<ul style="list-style-type: none"> • <i>Scaling is important – if piloted and it is successful, scale it up using continuous improvement model.</i> • <i>8 – fund partners; 7 – says “compete”. Wording needs to be edited.</i> • <i>There needs to be some value placed on smaller operations as well. Not all organizations have sufficient capacity to take advantage of economies of scale – a small chunk of money should be carved out for organizations that do not fit this.</i> • <i>There have been some programs funded that are serving a small number of children. Ex: afterschool – does not have a large scale – barely impacts families.</i> • <i>They value it but their programs are underfunded and has no way to help figure out how to support the need that is there.</i> • <i>Lot of work to do here. Lack of trust from them to providers. Providers feel they are trying to find something you did wrong rather than helping you solve problems.</i>
<p>The complete portfolio of Trust investments shall be reviewed to ensure that Alachua County children and families have equitable access to services that will work to increase racial equity.</p>	<p>YES – 4 NO – 3 NOT SURE – 6</p>	<p>6</p>	<p>0</p>	<ul style="list-style-type: none"> • <i>Would change “racial” to “disadvantaged”</i> • <i>How will this be reviewed? Who will review?</i> • <i>Needs a very diverse review panel and a clear process of collecting input that represents all demographics.</i> • <i>Input + Empower to make the decisions.</i> • <i>Done an exceptional job of this – going into neighborhoods and making sure minority communities have access to services.</i>

Guiding Principle	Actively Adhering?	Top	Bot	Comments
				<ul style="list-style-type: none"> • <i>Need to clarify principle – is it saying the Trust is trying to eliminate disparities – 1 – review, 2 – make sure they have access to services equitably</i> • <i>Worked to be sure they are providing services to move toward racial equity and areas that have been underserved. If aiming services in right areas, it will impact this.</i> • <i>Too early to see.</i>
<p>Prior to any funding decision, the direct impact on children must be the primary consideration.</p>	<p>YES – 8 NO – 2 NOT SURE – 3</p>	<p>6</p>	<p>1</p>	<ul style="list-style-type: none"> • <i>This is what the agency says they will do. Is it having a positive impact in the county?</i> • <i>That is a goal, doing it, and actively adhering to it.</i> • <i>Should be #1</i> • <i>Doing better now than in the beginning.</i> • <i>Other things need to be considered as well but the children should be the top</i> • <i>Should include children/youth to hit the full age range.</i>

Comments:

- ◆ *They are too long. People feel like they don't understand what the Trust does and these principles typify that. This is unpalatable to the public. Is this for the public? Needs to be drastically simplified.*
- ◆ *Some things seem to overlap.*
- ◆ *The verbiage is not available to all levels. Get to the point. Too wordy.*
- ◆ *Trust needs to be more proactive in bringing together various providers. A Trust principle should be seeking out ways to support multiple providers together.*
- ◆ *Trust should have a list of what providers are available.*
- ◆ *Housing instability is huge in the community – should that be part of the Trust focus?*
- ◆ *Innovative community solutions*
- ◆ *Internal processes and systems that are in place. Invoicing and submission of grants – it's all email-based. There needs to be a portal. Why not use google drive? The current way is "laborious".*

- ◆ *Initiatives should ensure accessibility to universal supports for all children 0 to 18 and their families, targeted supports for those who need additional help, and place based supports for those with the greatest need.*
- ◆ *Innovative initiatives should be funded that coordinate comprehensive systems of support and delivers those supports in collaborative ways that allows the Trust to achieve collective impact.*
- ◆ *Initiatives shall be evaluated based on their ability to ultimately impact all children, directly or indirectly, with a priority for long-term continual return on investment.*
- ◆ *Initiatives must be measurable with priority given to a comprehensive system of supports that provide for prevention, timely intervention, and services that strengthen families and produce achievable results.*
- ◆ *Initiatives must be aligned to a documented gap or need.*
- ◆ *Funds will be invested and initiatives will be prioritized based on the highest educational, social, or emotional outcome value.*
- ◆ *Initiatives will be evaluated in an open, transparent, and competitive manner in order to ensure equitable results and confidence in the process.*
- ◆ *The Trust values fiscal and operational accountability and will fund partners in a manner that rewards efficiencies, takes advantage of economies of scale, and maximizes services to children or family members/support members in order to meet the educational, social, emotional, and/or physical health.*
- ◆ *The complete portfolio of Trust investments shall be reviewed to ensure that Alachua County children and families have equitable access to services that will work to increase racial equity.*
- ◆ *Prior to any funding decision, the direct impact on children must be the primary consideration.*

11. Do you think these guiding principles adequately cover these values: Accountable, Transparent, Collaborative, Stewardship, and Equity?

- ◆ *Like the idea of shared leadership and shared responsibility. Centered around sharing power, as opposed to an authority. We should be modeling power sharing.*
- ◆ *Trust doesn't feel like a family community, doesn't seem to engage in deep listening. Listening would be a great value.*
- ◆ *Like collaborative and transparent. Have to stand by that.*
- ◆ *Support for supporting pilot programs.*
- ◆ *Equity – how do we resource people based on the needs that we have? How are we providing more opportunities as a value for young people?*

12. Wrapping things up, is there anything we haven't covered that you think we should talk about in these areas?

- ◆ *What does the community need to see in order to make sure the Trust is funded again?*
- ◆ *One thinks they have to vote on it every 12 years.*
- ◆ *Trust still writes paper checks – can't providers get electronic payments?*
- ◆ *World's greatest baby shower 25FEB at Lincoln MS.*